

How to Make 0.1% Chlorine Solution to Disinfect Surfaces in Healthcare Settings

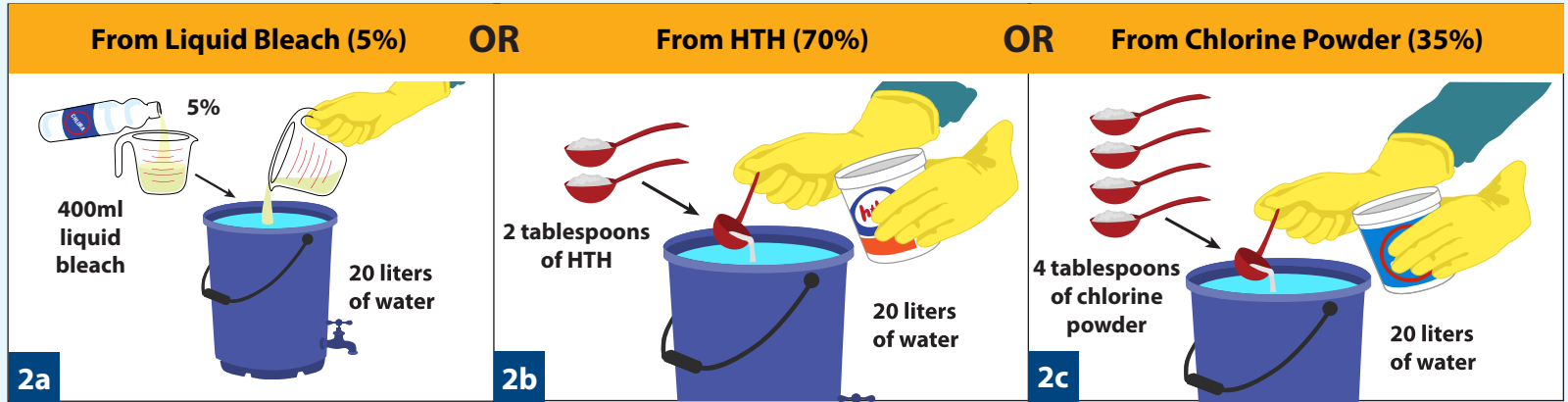
Use 0.1% (1,000ppm) chlorine solution to disinfect frequently touched surfaces and items.
Make new 0.1% chlorine solution every day. Throw away any leftover solution from the day before.

Proceed with **only one** of the following: **2a** or **2b** or **2c**



1

Make sure to wear **required PPE**.



2a

Pour 400mL of liquid bleach into a 20L bucket, then fill with water to 20L mark (or pour 1 part liquid bleach and 49 parts water for any volume).

2b

Add TWO tablespoons (30g) of high-test hypochlorite (HTH) (70%) to 20 liters of water in a bucket.

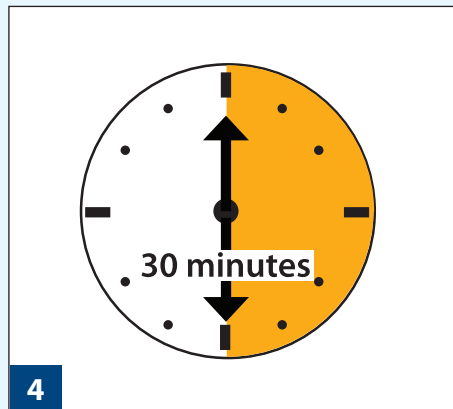
2c

Add FOUR tablespoons (60g) of chlorine powder (35%) to 20 liters of water in a bucket.



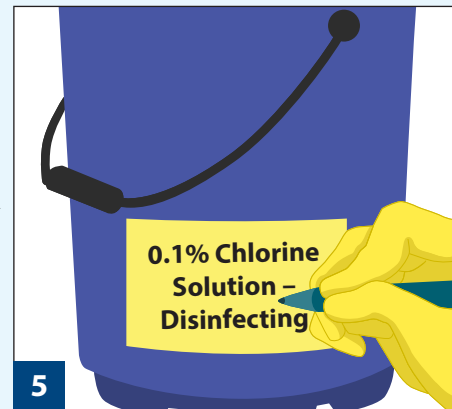
3

Stir well for 10 seconds, or until chlorine powder/granules have dissolved.



4

Wait 30 minutes before use.



5

Label bucket "**0.1% Chlorine Solution - Disinfecting.**"



6

Cover bucket with lid. Do not store in direct sunlight.



Supplies Needed

WARNING

Do NOT mix chlorine solution with other cleaning products.

Do NOT put chlorine solution in mouth or eyes.