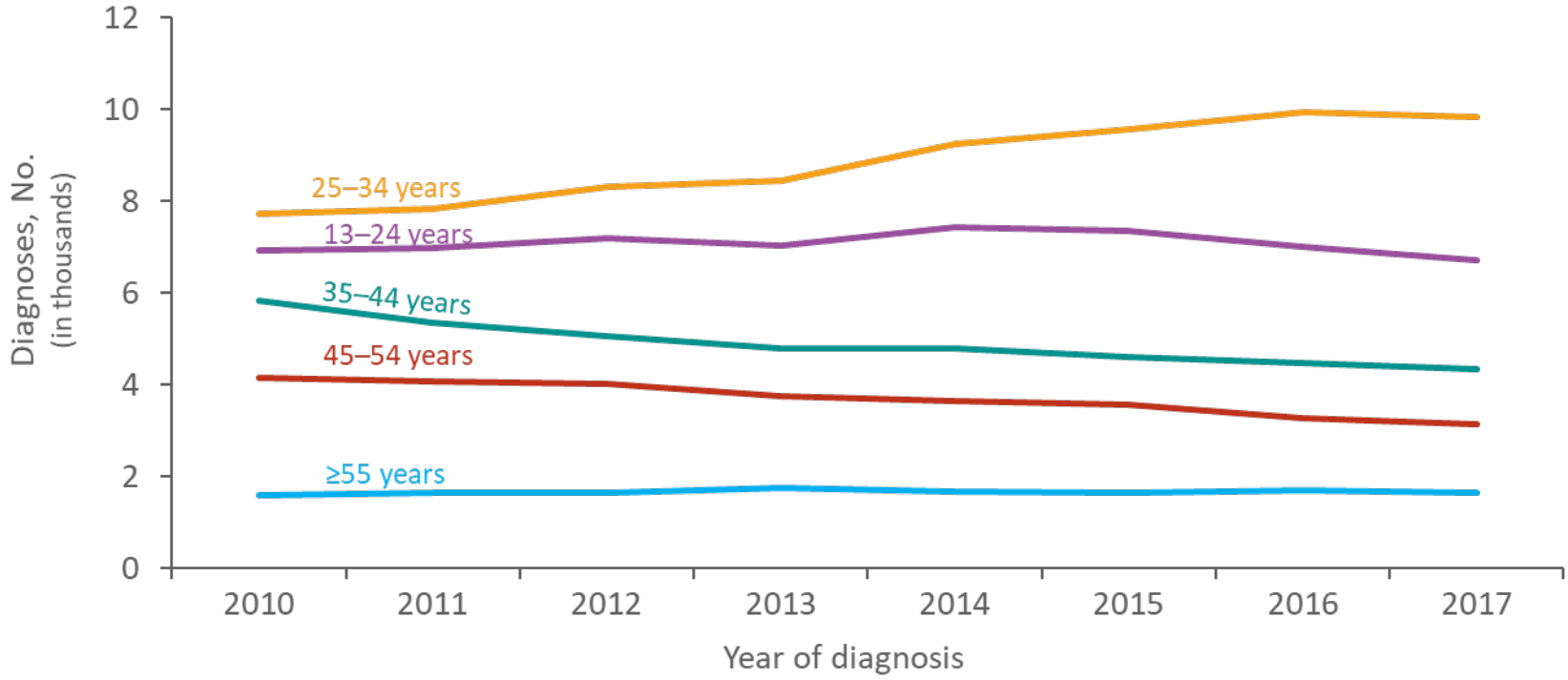




# HIV Surveillance – Men Who Have Sex with Men (MSM) 2018 (preliminary)



# Diagnoses of HIV Infection among Men Who Have Sex with Men by Age at Diagnosis, 2010–2017—United States and 6 Dependent Areas

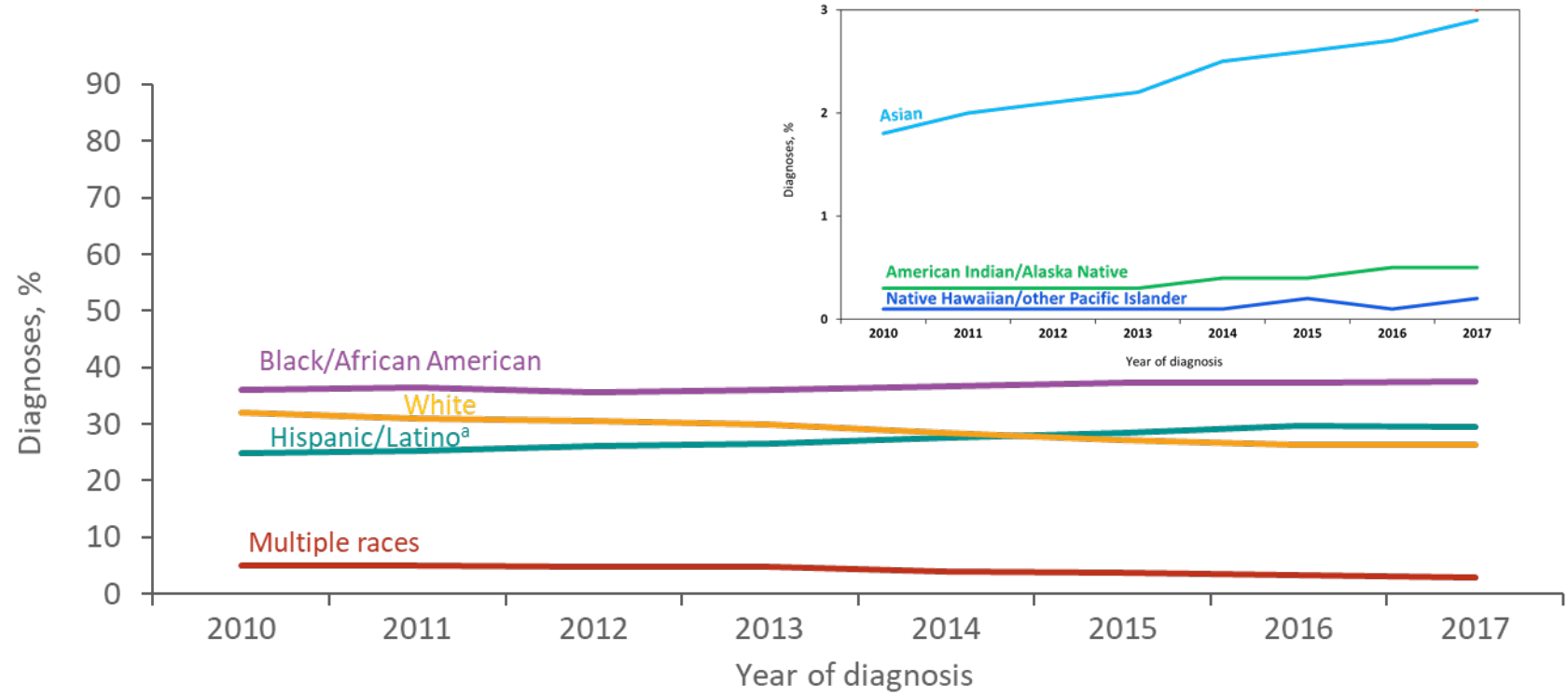


Note: Data have been statistically adjusted to account for missing transmission category. Data on men who have sex with men do not include men with HIV infection attributed to male-to-male sexual contact and injection drug use.





# Diagnoses of HIV Infection among Men Who Have Sex with Men, by Race/Ethnicity 2010–2017—United States and 6 Dependent Areas

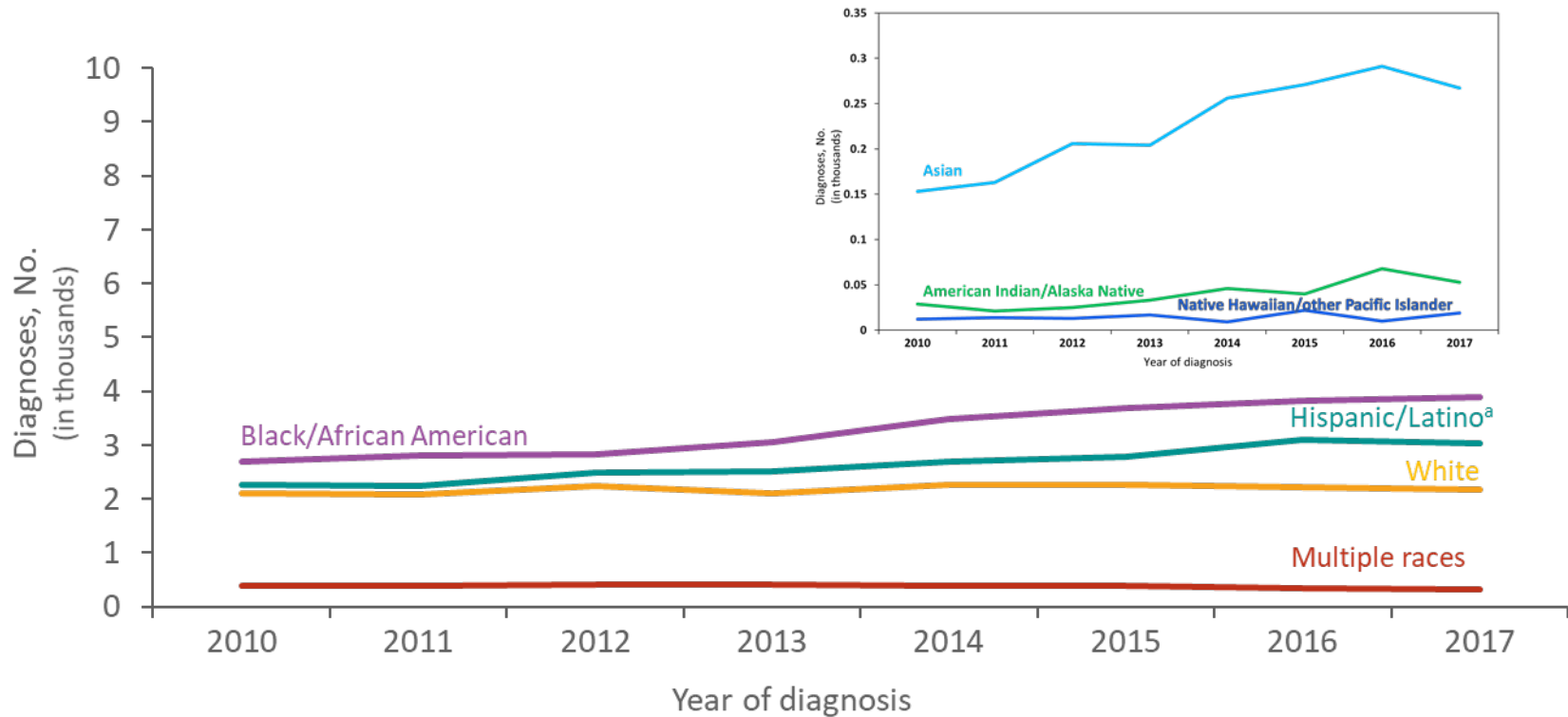


Note: Data have been statistically adjusted to account for missing transmission category. Data on men who have sex with men do not include men with HIV infection attributed to male-to-male sexual contact *and* injection drug use.

<sup>a</sup> Hispanics/Latinos can be of any race.



# Diagnoses of HIV Infection among Men Who Have Sex with Men (Aged 25–34 Years) by Race/Ethnicity, 2010–2017—United States and 6 Dependent Areas



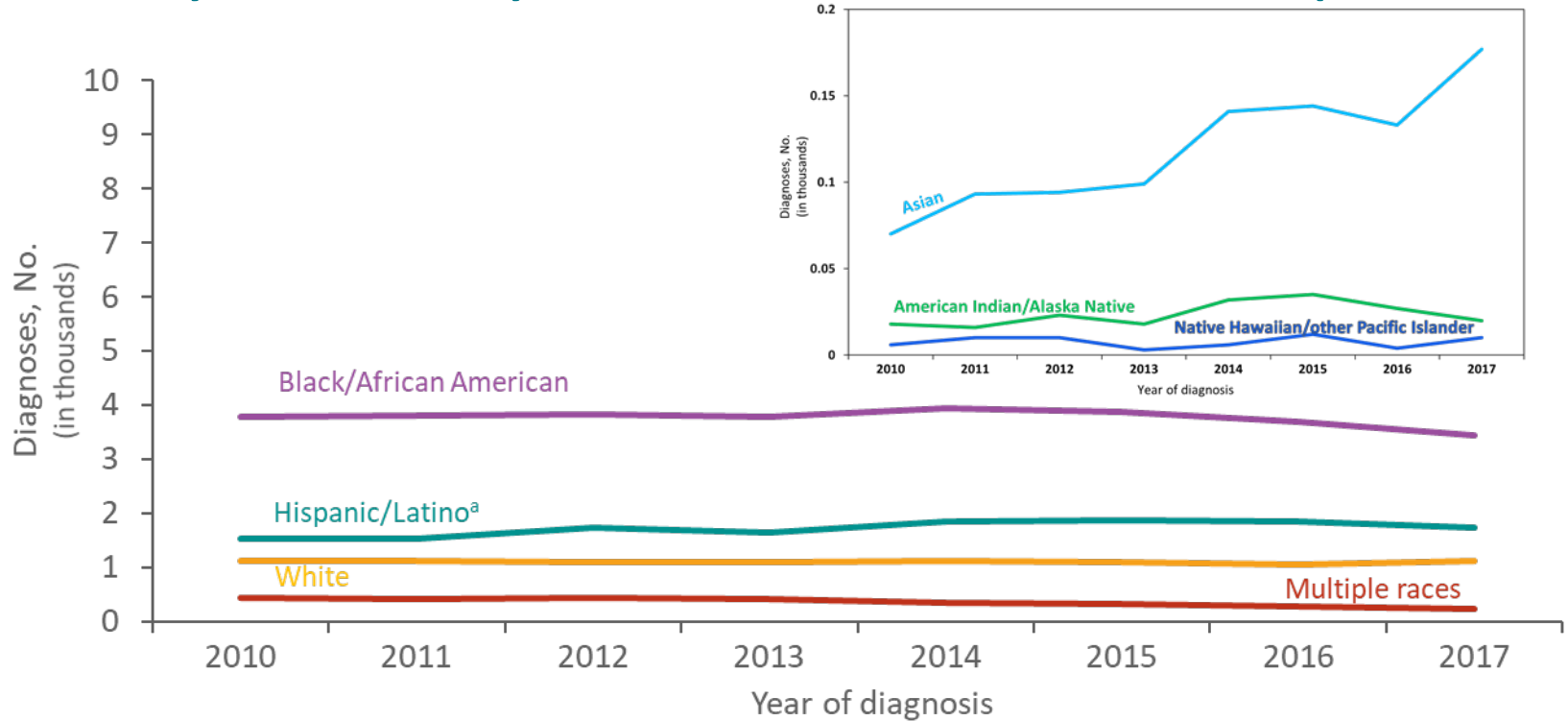
Note. Data have been statistically adjusted to account for missing transmission category. Data on men who have sex with men do not include men with HIV infection attributed to male-to-male sexual contact and injection drug use.

<sup>a</sup> Hispanics/Latinos can be of any race.





# Diagnoses of HIV Infection among Young (Aged 13–24 Years) Men Who Have Sex with Men, by Race/Ethnicity, 2010–2017—United States and 6 Dependent Areas



Note. Data have been statistically adjusted to account for missing transmission category. Data on men who have sex with men do not include men with HIV infection attributed to male-to-male sexual contact and injection drug use.

<sup>a</sup> Hispanics/Latinos can be of any race.





# Men Who Have Sex with Men Living with Diagnosed HIV Infection, by Race/Ethnicity Year-end 2017—United States and 6 Dependent Areas

Race/ethnicity	No.	%
American Indian/Alaska Native	1,548	0.3
Asian <sup>a</sup>	9,775	1.7
Black/African American	171,944	30.8
Hispanic/Latino <sup>b</sup>	135,362	24.2
Native Hawaiian/other Pacific Islander	614	0.1
White	213,532	38.2
Multiple races	25,718	4.6
<b>Total<sup>c, d</sup></b>	<b>558,873</b>	<b>100</b>

*Note.* Data have been statistically adjusted to account for missing transmission category. Data on men who have sex with men do not include men with HIV infection attributed to male-to-male sexual contact *and* injection drug use.

<sup>a</sup> Includes Asian/Pacific Islander legacy cases.

<sup>b</sup> Hispanics/Latinos can be of any race.

<sup>c</sup> Because column totals for numbers were calculated independently of the values for the subpopulations, the values in each column may not sum to the column total.

<sup>d</sup> Includes persons whose race/ethnicity is unknown.





## Deaths among Males with Diagnosed HIV Infection Attributed to Male-to-Male Sexual Contact, by Race/Ethnicity, 2017—United States and 6 Dependent Areas

Race/ethnicity	No.	%
American Indian/Alaska Native	15	0.2
Asian <sup>a</sup>	52	0.8
Black/African American	2,184	31.6
Hispanic/Latino <sup>b</sup>	1,147	16.6
Native Hawaiian/other Pacific Islander	4	<0.1
White	3,084	46.1
Multiple races	431	6.2
<b>Total<sup>c, d</sup></b>	<b>6,918</b>	<b>100</b>

*Note.* Data have been statistically adjusted to account for missing transmission category. Data on men who have sex with men do not include men with HIV infection attributed to male-to-male sexual contact *and* injection drug use. Deaths of persons with a diagnosed HIV infection may be due to any cause.

<sup>a</sup> Includes Asian/Pacific Islander legacy cases.

<sup>b</sup> Hispanics/Latinos can be of any race.

<sup>c</sup> Because column totals for numbers were calculated independently of the values for the subpopulations, the values in each column may not sum to the column total.

<sup>d</sup> Includes persons whose race/ethnicity is unknown.



# Stage 3 (AIDS) Classifications among Men who Have Sex with Men 1985–2017—United States and 6 Dependent Areas



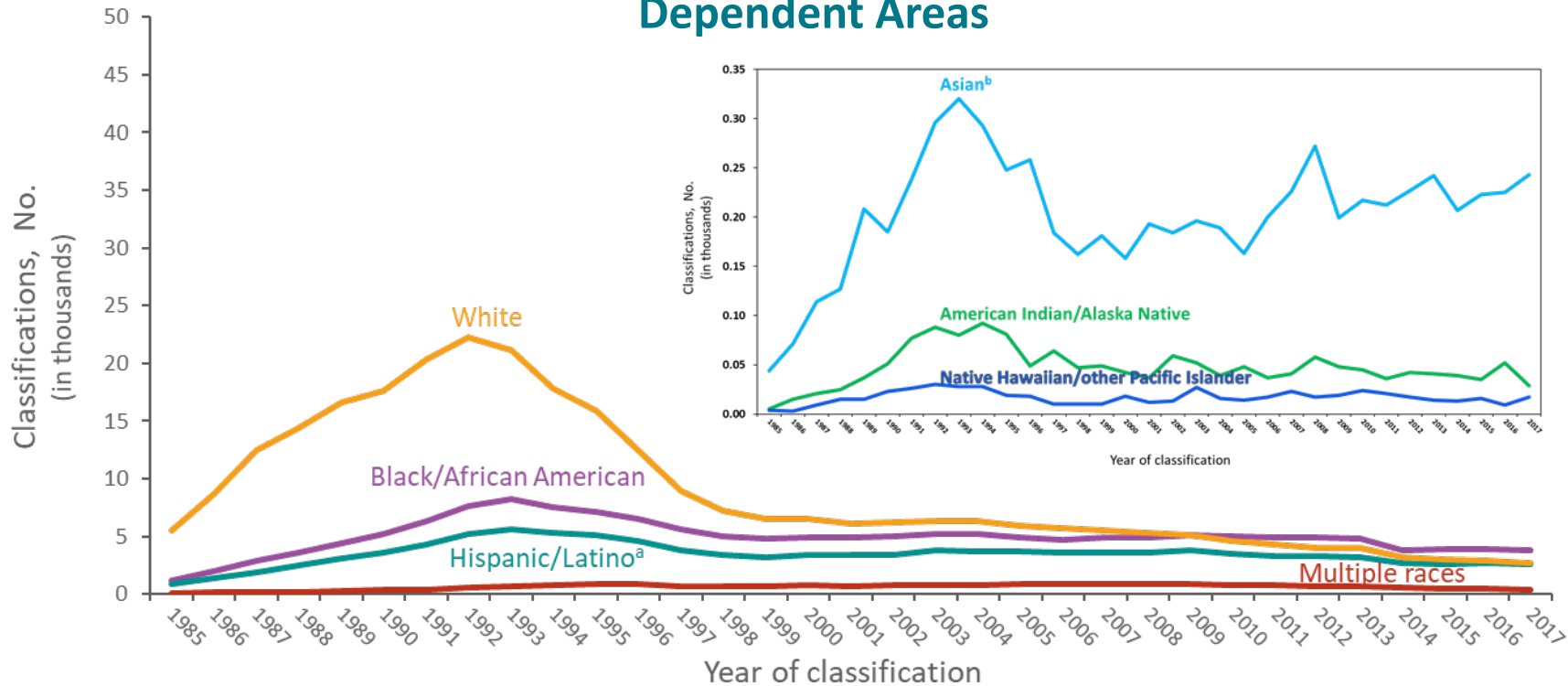
Note. Data have been statistically adjusted to account for missing transmission category. Data on men who have sex with men do not include men with HIV infection attributed to male-to-male sexual contact *and* injection drug use.







# Stage 3 (AIDS) Classifications among Men Who Have Sex with Men, by Race/Ethnicity and Year of Diagnosis, 1985–2017—United States and 6 Dependent Areas



Note. Data have been statistically adjusted to account for missing transmission category. Data on men who have sex with men do not include men with HIV infection attributed to male-to-male sexual contact *and* injection drug use.

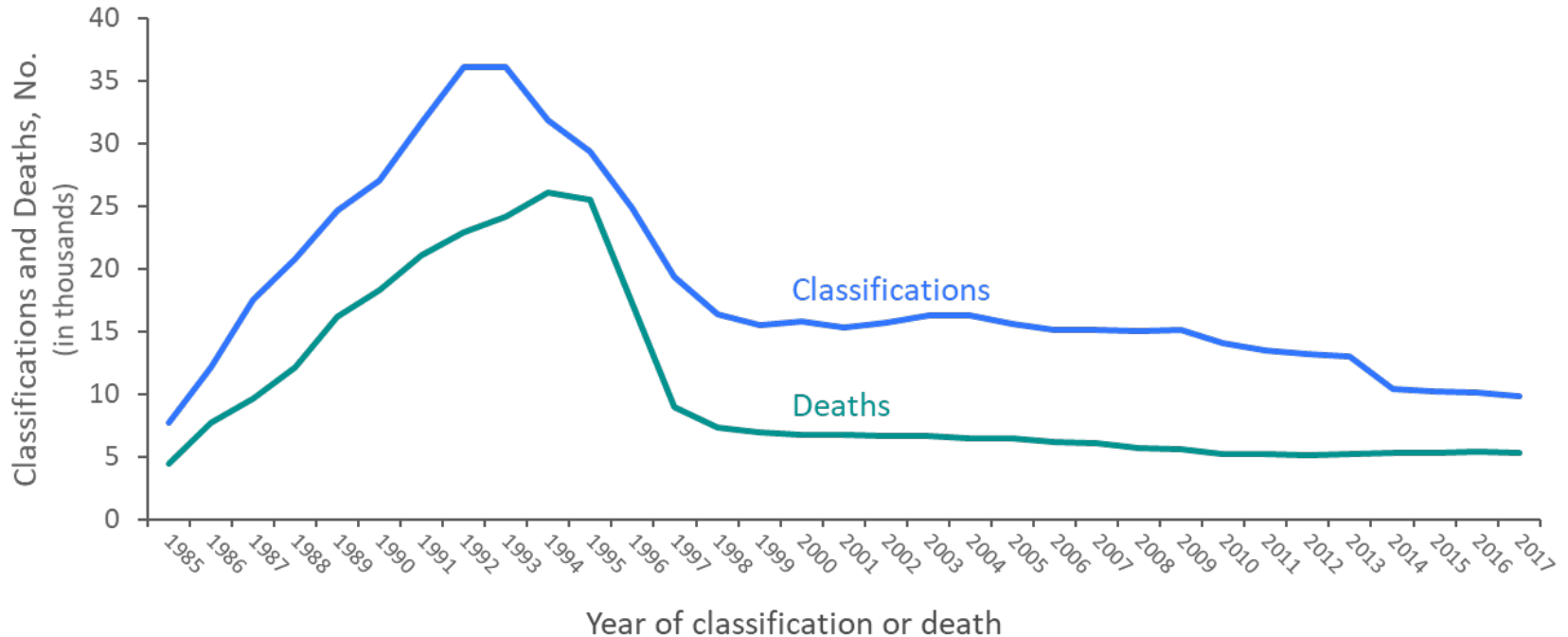
<sup>a</sup> Hispanics/Latinos can be of any race.

<sup>b</sup> Includes Asian/Pacific Islander legacy cases.





# Stage 3 (AIDS) Classifications and Deaths among Men Who Have Sex with Men with HIV Infection Ever Classified as Stage 3 (AIDS) 1985–2017—United States and 6 Dependent Areas



Note. Data have been statistically adjusted to account for missing transmission category. Data on men who have sex with men do not include men with HIV infection attributed to male-to-male sexual contact and injection drug use. Deaths of persons with diagnosed HIV infection may be due to any cause.





## Men Who Have Sex with Men Living with HIV Infection Ever Classified as Stage 3 (AIDS), by Race/Ethnicity, Year-end 2017—United States and 6 Dependent Areas

Race/ethnicity	No.	%
American Indian/Alaska Native	676	0.3
Asian <sup>a</sup>	4,221	1.6
Black/African American	79,021	29.2
Hispanic/Latino <sup>b</sup>	66,271	24.5
Native Hawaiian/other Pacific Islander	290	0.1
White	106,275	39.3
Multiple races	13,535	5.0
<b>Total<sup>c, d</sup></b>	<b>270,314</b>	<b>100</b>

*Note.* Data have been statistically adjusted to account for missing transmission category. Data on men who have sex with men do not include men with HIV infection attributed to male-to-male sexual contact *and* injection drug use.

<sup>a</sup> Includes Asian/Pacific Islander legacy cases.

<sup>b</sup> Hispanics/Latinos can be of any race.

<sup>c</sup> Because column totals for numbers were calculated independently of the values for the subpopulations, the values in each column may not sum to the column total.

<sup>d</sup> Includes persons whose race/ethnicity is unknown.





## Diagnoses of HIV Infection among Male Adults and Adolescents, by Transmission Category, 2018—United States and 6 Dependent Areas

Transmission category	No.	%
Male-to-male sexual contact	24,909	81.6
Injection drug use (IDU)	1,462	4.8
Male-to-male sexual contact and IDU	1,316	4.3
Heterosexual contact <sup>a</sup>	2,799	9.2
Other <sup>b</sup>	35	0.1
<b>Total<sup>c</sup></b>	<b>30,521</b>	<b>100</b>

Note. Data for the year 2018 are preliminary and based on 6 months reporting delay. Data have been statistically adjusted to account for missing transmission category.

<sup>a</sup> Heterosexual contact with a person known to have, or to be at high risk for, HIV infection.

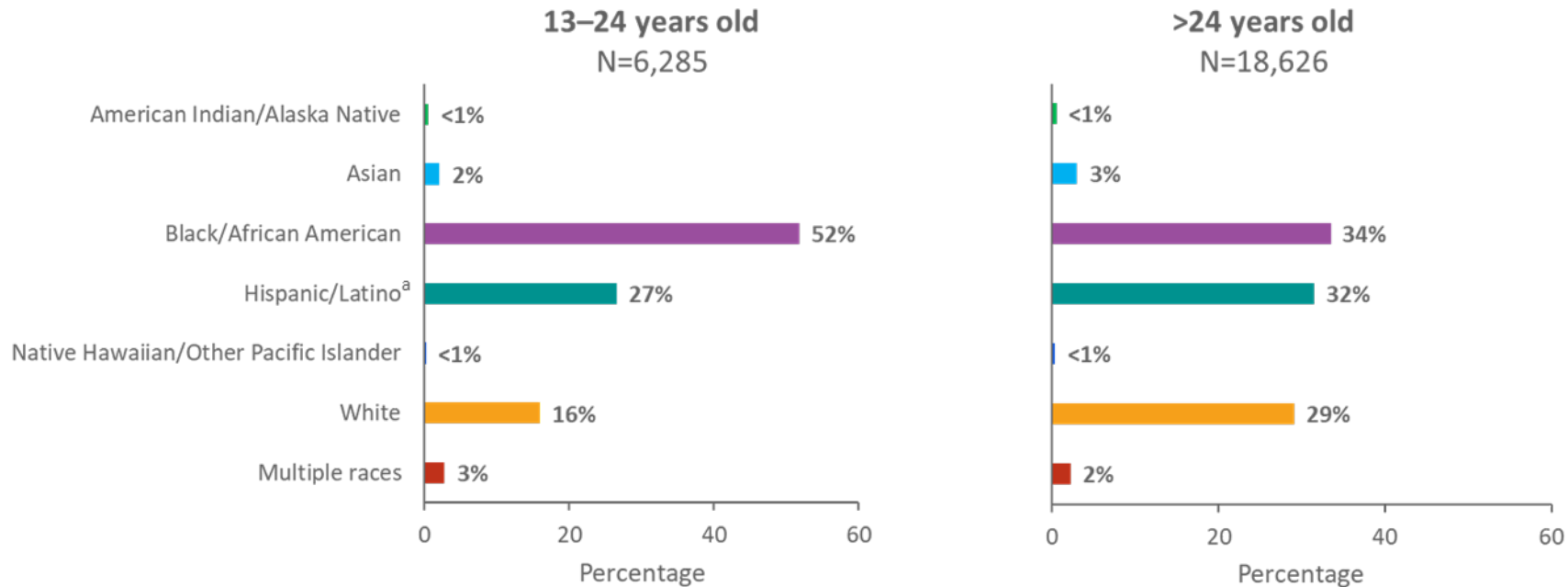
<sup>b</sup> Includes hemophilia, blood transfusion, perinatal exposure, and risk factor not reported or not identified.

<sup>c</sup> Because column totals for numbers were calculated independently of the values for the subpopulations, the values in each column may not sum to the column total.





# Diagnoses of HIV Infection among Men Who Have Sex with Men, by Age Group and Race/Ethnicity, 2018—United States and 6 Dependent Areas



Note. Data for the year 2018 are preliminary and based on 6 months reporting delay.

<sup>a</sup> Hispanics/Latinos can be of any race.





# Diagnoses of HIV Infection among Men Who Have Sex with Men, by Race/Ethnicity 2018—United States and 6 Dependent Areas

Race/ethnicity	No.	%
American Indian/Alaska Native	121	0.5
Asian	687	2.8
Black/African American	9,499	38.1
Hispanic/Latino <sup>a</sup>	7,543	30.3
Native Hawaiian/other Pacific Islander	55	0.2
White	6,423	25.8
Multiple races	580	2.3
<b>Total<sup>b</sup></b>	<b>24,909</b>	<b>100</b>

*Note.* Data for the year 2018 are preliminary and based on 6 months reporting delay. Data have been statistically adjusted to account for missing transmission category. Data on men who have sex with men do not include men with HIV infection attributed to male-to-male sexual contact *and* injection drug use

<sup>a</sup> Hispanics/Latinos can be of any race.

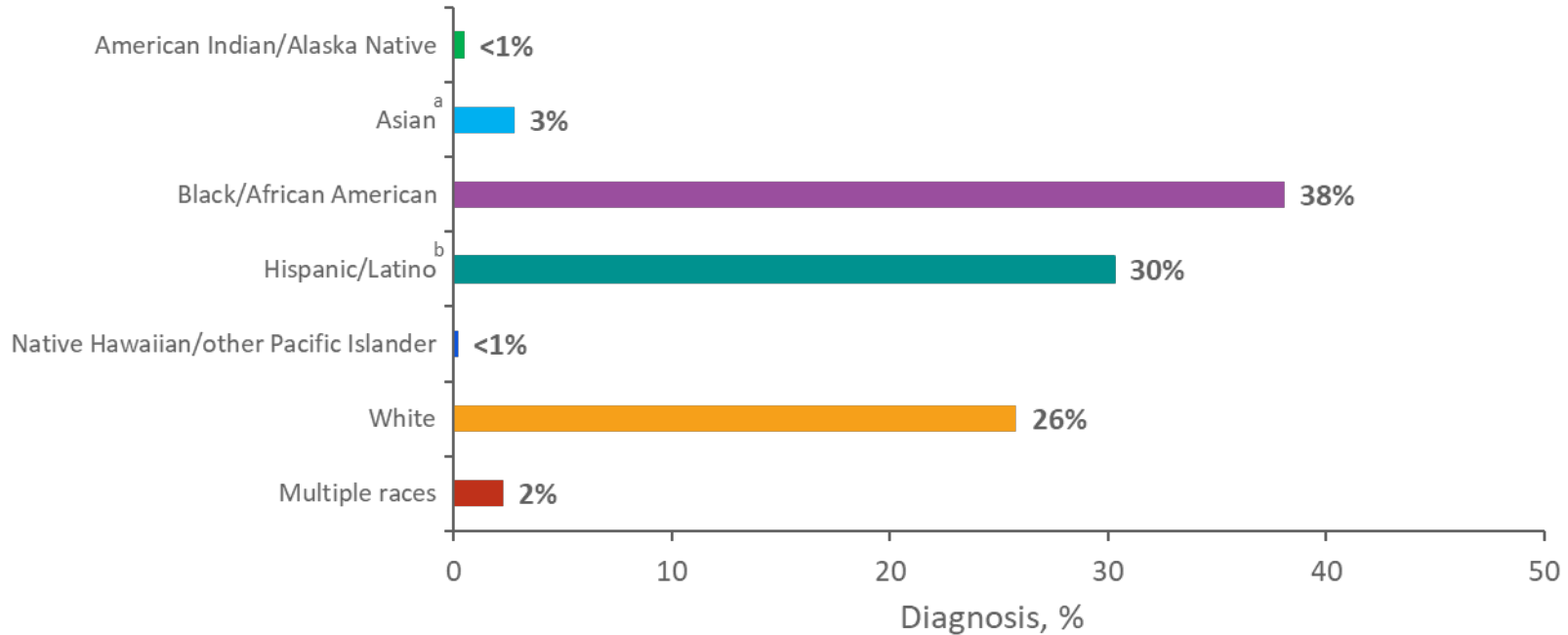
<sup>b</sup> Because column totals for numbers were calculated independently of the values for the subpopulations, the values in each column may not sum to the column total.





# Diagnoses of HIV Infection among Men Who Have Sex with Men, by Race/Ethnicity, 2018—United States and 6 Dependent Areas

## N = 24,909



*Note.* Data for the year 2018 are preliminary and based on 6 months reporting delay. Data have been statistically adjusted to account for missing transmission category. Data on men who have sex with men do not include men with HIV infection attributed to male-to-male sexual contact *and* injection drug use.

<sup>a</sup> Includes Asian/Pacific Islander legacy cases.

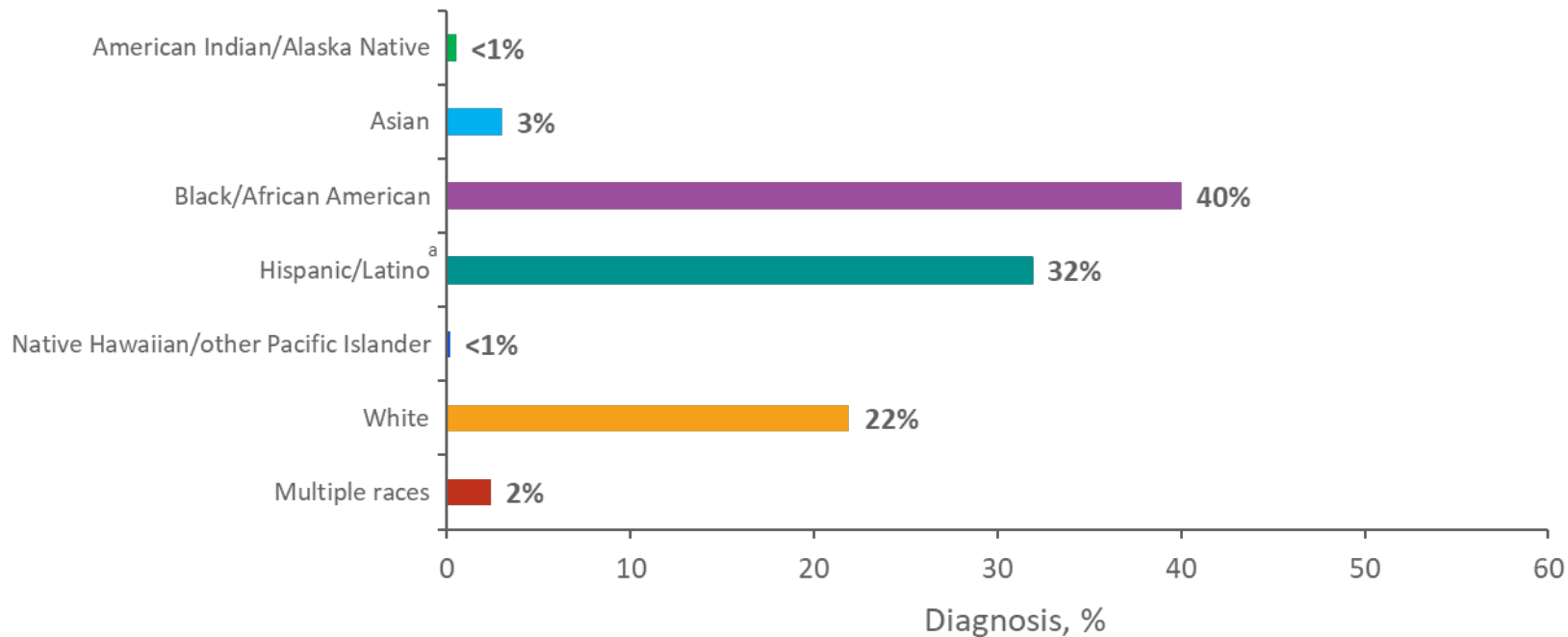
<sup>b</sup> Hispanics/Latinos can be of any race.





# Diagnoses of HIV Infection among Men Who Have Sex with Men (Aged 25–34 Years), by Race/Ethnicity, 2018—United States and 6 Dependent Areas

N = 9,775



*Note.* Data for the year 2018 are preliminary and based on 6 months reporting delay. Data have been statistically adjusted to account for missing transmission category. Data on men who have sex with men do not include men with HIV infection attributed to male-to-male sexual contact *and* injection drug use.

<sup>a</sup> Hispanics/Latinos can be of any race.

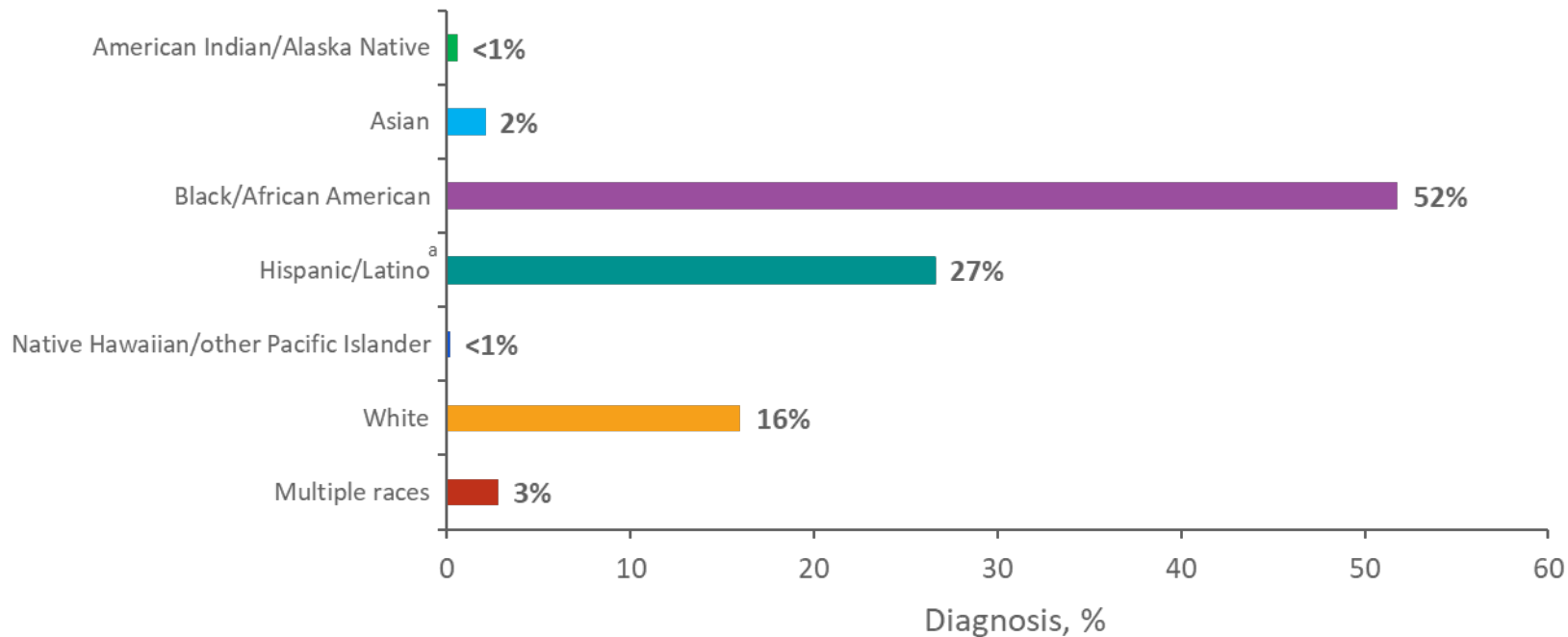






# Diagnoses of HIV Infection among Young (Aged 13–24 Years) Men Who Have Sex with Men, by Race/Ethnicity, 2018—United States and 6 Dependent Areas

N = 6,285



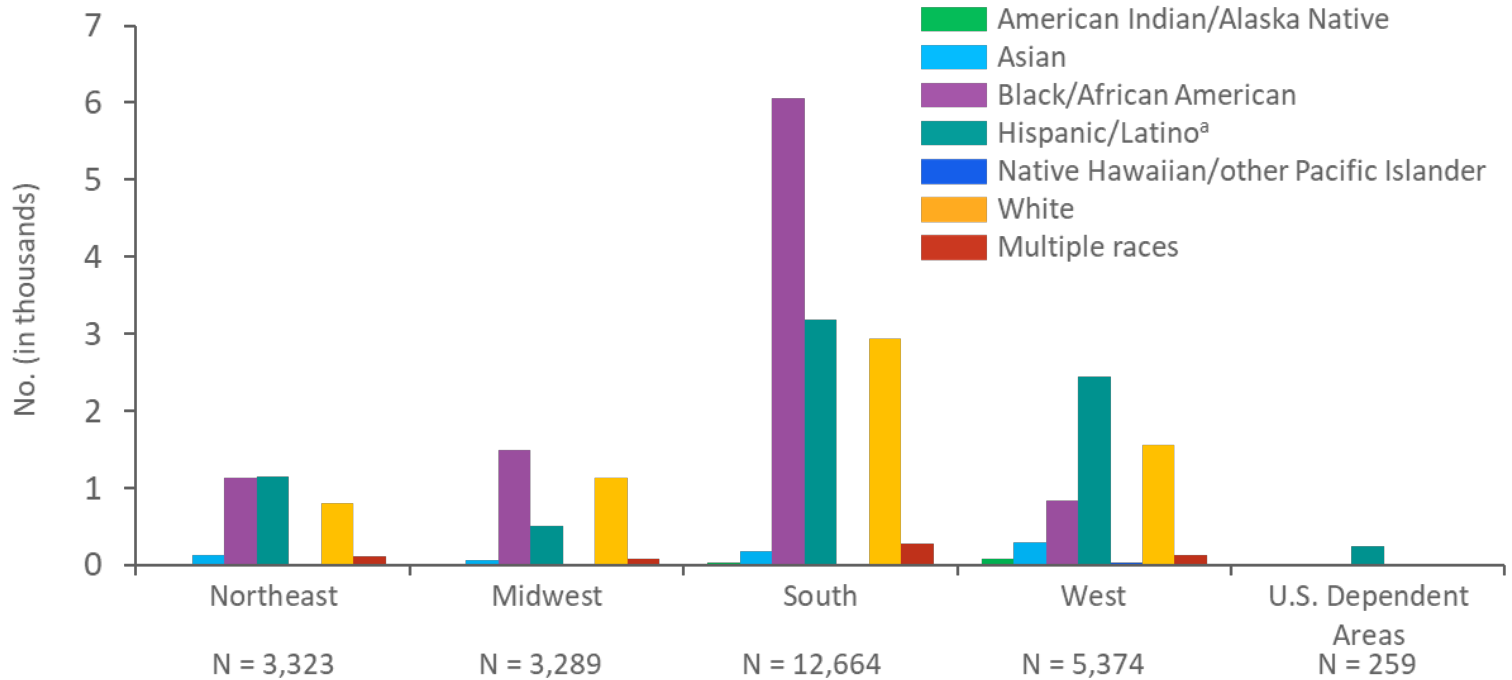
*Note.* Data for the year 2018 are preliminary and based on 6 months reporting delay. Data have been statistically adjusted to account for missing transmission category. Data on men who have sex with men do not include men with HIV infection attributed to male-to-male sexual contact *and* injection drug use.

<sup>a</sup> Hispanics/Latinos can be of any race.





# Diagnoses of HIV Infection among Men Who Have Sex with Men, by Region of Residence and Race/Ethnicity, 2018—United States and 6 Dependent Areas



Note. Data for the year 2018 are preliminary and based on 6 months reporting delay. Data have been statistically adjusted to account for missing transmission category. Data on men who have sex with men do not include men with HIV infection attributed to male-to-male sexual contact and injection drug use.

Numbers less than 12, and trends based on these numbers, should be interpreted with caution.

<sup>a</sup> Hispanics/Latinos can be of any race.



## Stage 3 (AIDS) Classifications among Men Who Have Sex with Men, by Race/Ethnicity, 2018—United States and 6 Dependent Areas

Race/ethnicity	No.	%
American Indian/Alaska Native	34	0.4
Asian <sup>a</sup>	239	2.5
Black/African American	3,797	39.8
Hispanic/Latino <sup>b</sup>	2,612	27.4
Native Hawaiian/other Pacific Islander	18	0.2
White	2,489	26.1
Multiple races	360	3.8
<b>Total<sup>c</sup></b>	<b>9,549</b>	<b>100</b>

*Note.* Data for the year 2018 are preliminary and based on 6 months reporting delay. Data have been statistically adjusted to account for missing transmission category. Data on men who have sex with men do not include men with HIV infection attributed to male-to-male sexual contact *and* injection drug use.

<sup>a</sup> Includes Asian/Pacific Islander legacy cases.

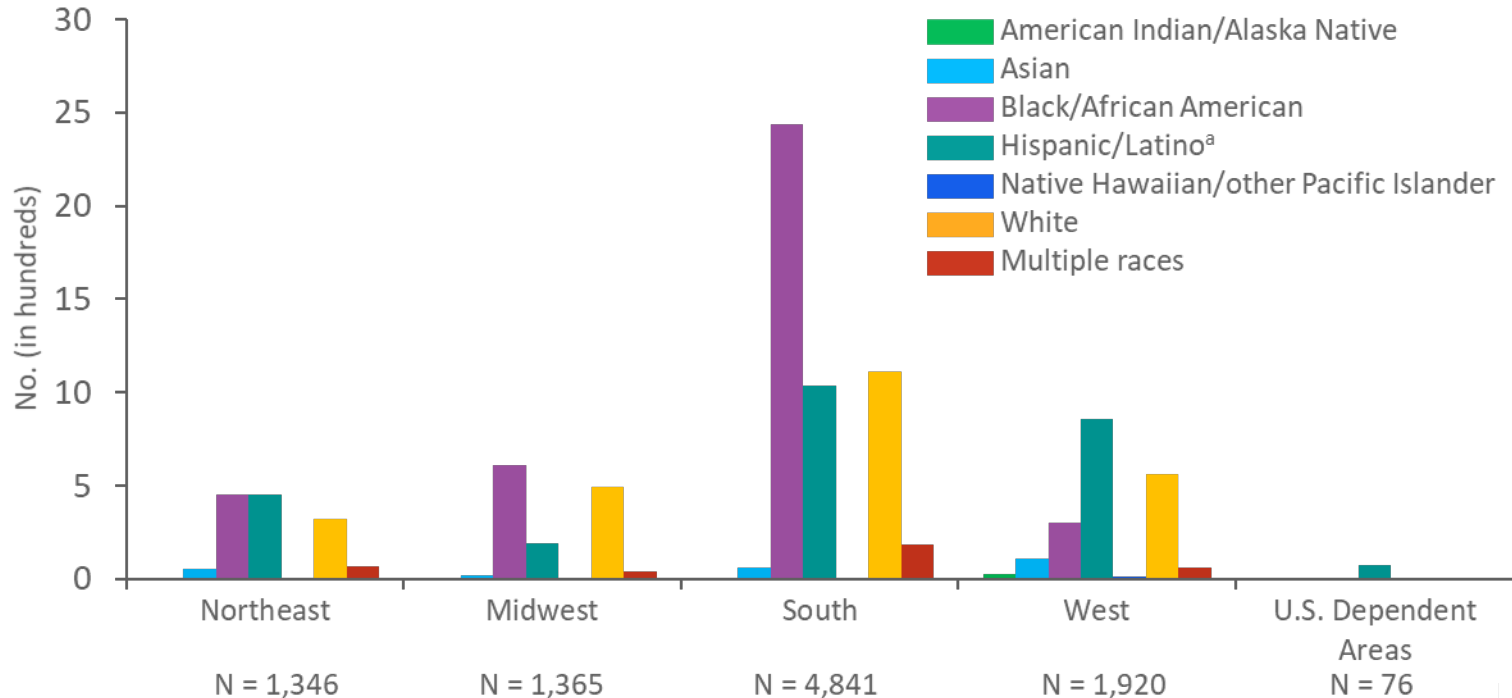
<sup>b</sup> Hispanics/Latinos can be of any race.

<sup>c</sup> Because column totals for numbers were calculated independently of the values for the subpopulations, the values in each column may not sum to the column total.





# Stage 3 (AIDS) Classifications among Men Who Have Sex with Men, by Region of Residence and Race/Ethnicity, 2018—United States and 6 Dependent Areas



Note. Data for the year 2018 are preliminary and based on 6 months reporting delay. Data have been statistically adjusted to account for missing transmission category. Data on men who have sex with men do not include men with HIV infection attributed to male-to-male sexual contact and injection drug use.

<sup>a</sup> Hispanics/Latinos can be of any race

