


1992 Economic Census of Outlying Areas

OA92-E-6

Guam

Construction Industries
Manufactures
Wholesale Trade
Retail Trade
Service Industries



1992

Economic Census of Outlying Areas

OA92-E-6

Guam

Construction Industries
Manufactures
Wholesale Trade
Retail Trade
Service Industries

Issued April 1995



U.S. Department of Commerce
Ronald H. Brown, Secretary
David J. Barram, Deputy Secretary
Economics and Statistics Administration
Everett M. Ehrlich, Under Secretary
for Economic Affairs
BUREAU OF THE CENSUS
Martha Farnsworth Riche, Director

Acknowledgments

This report was prepared under the direction of the Agriculture and Financial Statistics Division. Many divisions contributed to the preparation: Economic Statistical Methods and Programming, Data Preparation, Administrative and Publications Services, Computer Services, Systems Support, Field, and Economic Planning and Coordination.

Representatives of the Government of Guam made significant recommendations which helped establish data content and provided valuable advice during the planning stages of the census.

Data collection was carried out under the direction of Peter R. Barcinas, Director, Department of Commerce of the Government of Guam; and Art De Oro, Chief, Census and Population Division, under a special agreement with the Census Bureau.

Special tribute is paid to the hundreds of business operators who furnished the information requested. Only through their cooperation was it possible to collect and publish the data in this report.

If you have any questions concerning the statistics in this report, call:
301-763-8555 Division Chief
800-523-3215 General Information
301-763-8509 Outlying Areas Statistics Branch



**Economics and Statistics
Administration**

Everett M. Ehrlich, Under Secretary
for Economic Affairs



BUREAU OF THE CENSUS

Martha Farnsworth Riche, Director
Harry A. Scarr, Deputy Director

Paula J. Schneider, Principal Associate
Director for Programs

Frederick T. Knickerbocker, Associate
Director for Economic Programs

Thomas L. Mesenbourg, Assistant Director
for Economic Programs

**ECONOMIC PLANNING AND COORDINATION
DIVISION**

John P. Govoni, Chief

**AGRICULTURE AND FINANCIAL STATISTICS
DIVISION**

Ewen M. Wilson, Chief

Contents

Introduction.....	Page V
-------------------	-----------

FIGURES

1. Sales and Receipts by Economic Sector: 1992 and 1987.....	1
2. Percent Change in Sales and Receipts and Payroll by Economic Sector: 1987 to 1992.....	1
3. Annual Payroll per Employee by Economic Sector: 1992 and 1987.....	2
Map.....	3

TABLES

1. General Statistics: 1992 and Earlier Census Years.....	4
2. General Statistics by Legal Form of Organization: 1992.....	4
3. General Statistics by Sales and Receipts Size: 1992.....	5
4. General Statistics by Employment Size: 1992.....	6
5. General Statistics by Selected Industry Group and Kind of Business: 1992.....	7
6. General Statistics by Selected Industry Group and Kind of Business for Election Districts: 1992.....	9
7. Detailed Statistics for Hotels and Motels: 1992 and 1987.....	17

APPENDIXES

A. General Explanation.....	A-1
B. Report Form and Information Sheet.....	B-1

Publication Program.....	Inside back cover
--------------------------	-------------------

Introduction

HISTORY OF THE ECONOMIC CENSUS

Economic censuses of manufactures, retail and wholesale trades, and some service industries have been conducted in Guam at 5-year intervals since 1958. A census of construction industries has been conducted since 1972. Congress has authorized the Bureau of the Census to take the economic census every 5 years, covering years ending in 2 and 7.

USES OF THE CENSUS

The economic census provides essential information for government, business, industry, and the general public and is the primary source of facts about the structure and function of the economy. The census furnishes an important part of the framework for such composite measures as the net income and local gross product. In forecasting and planning, censuses are especially useful in analyzing the gross product in terms of the transactions that determine its size and composition. The economic census also provides weights and a benchmark for indices of industrial production, productivity, and price, all of which are essential for understanding current economic developments.

Local governments use census data to assess business activities within their jurisdictions. The private sector uses the data to forecast general economic conditions; analyze sales performance; lay out sales territories; allocate funds for advertising; decide on locations for new plants, warehouses, or stores; and measure potential markets in terms of size, geographic areas, and kinds of business.

Following every census, businesses and other users purchase reports. Likewise, census facts are widely disseminated by trade associations, business journals, and newspapers. Volumes containing census statistics are available in most major public and college libraries. Census reports are available for sale by the Superintendent of Documents, U.S. Government Printing Office, Washington, DC 20402. All 1992 data are available in electronic form from the Data User Services Division, Customer Services, Bureau of the Census, Washington, DC 20233-8300. The State data centers also are suppliers of economic census statistics.

AUTHORITY

The 1992 Economic Census is authorized by an act of the U.S. Congress, Title 13, U.S. Code, sections 131, 191, and 224. The census of 1992 covered manufacturing,

construction industries, wholesale trade, retail trade, and some service industries. The next economic census is scheduled to be taken in 1998 covering the year 1997.

CENSUS DISCLOSURE RULES

In accordance with Federal law governing census reports, no data are published that would disclose the operations of an individual establishment or business. However, the number of establishments in a kind-of-business classification is not considered a disclosure, so this information may be released even though other information is withheld.

COMPARABILITY OF DATA

The 1987 and 1992 Economic Census data were collected under similar conditions and procedures, except for the following:

Enumeration. In 1987 personal interviews were conducted to obtain data for all establishments. For 1992, a combination of mail and personal interviews were used for data collection. All known establishments with employees were mailed questionnaires to be completed and returned to the Bureau of the Census. Field interviewers canvassed enumeration districts collecting data for establishments which did not respond by mail or were not on the mailing list.

KINDS OF BUSINESS AND AREAS COVERED

The 1992 Economic Census covers all establishments described in the following kind-of-business (KB) groups defined in the 1987 Standard Industrial Classification (SIC) Manual.¹

KB groups	SIC codes
Construction	15 through 17, and 6552
Manufacturing	20 through 39
Wholesale Trade	50 and 51
Retail Trade	52 through 59
Services	472; 70 through 79, except 702 and 704; and 8072, 8111, 84, 871, 8731, 8732, 8734, and 874.

This report presents data for Guam as a whole and for its election districts.

¹*Standard Industrial Classification Manual: 1987.* For sale by Superintendent of Documents, U.S. Government Printing Office, Washington, DC 20402. Stock No. 041-001-00314-2.

ESTABLISHMENT BASIS OF REPORTING

The economic census is conducted on an establishment basis. A company operating establishments at more than one location is required to submit a report for each location. Companies engaged in distinctly different lines of activity at one location are required to submit separate reports if records permit such a separation and if the activities are substantial in size. Each census report form was tabulated according to the physical location at which the activity was conducted.

Leased departments, which are separately owned businesses operated as departments or concessions of a retail business under another ownership, such as a separately owned shoe department in a department store, were listed as separate establishments from the main business.

REPORT FORM

One report form was used to enumerate all in-scope economic activity. By law, response to the census is mandatory. A facsimile of the report form is presented in appendix B.

ENUMERATION AND DATA PROCESSING

Report forms were mailed to all firms subject to payment of Federal Insurance Contributions Act (FICA) taxes (i.e., employers of one person or more) and classified as being within the scope of the census. The report forms and instructions for completing them were mailed from the Census Bureau's Data Preparation Division in Jeffersonville, IN. Additionally, enumerators canvassed the entire area and obtained reports on all known businesses existing in 1992 for which a report form had not been returned. Appendix A gives a more detailed explanation of census coverage and methodology.

The individual report forms underwent extensive review and computer processing. All report forms were geographically coded, data-keyed, and edited. The editing process identified records with significant problems and referred them to an analyst for resolution. Data corrections were made interactively and reedited, until all problems were resolved.

The data were then tabulated by SIC, subjected to further data analysis, and the resulting corrections applied to individual computer records. Corrected tabulations were then produced for the final published reports.

RELIABILITY OF DATA

All data compiled in this report originated from a complete enumeration and, therefore, are not subject to sampling variability. However, the data are subject to nonsampling errors. Nonsampling errors can be attributed to many sources: inability to identify all cases in the actual universe; inability or unwillingness on the part of respondents to provide correct information; definition and classification difficulties; response errors and bias; errors in collection or processing; misinterpretation of questions; and other errors of recording, keying, and estimation for missing or misreported data.

VI INTRODUCTION

The accuracy of these tabulated data is influenced by the joint effects of the various nonsampling errors. Explicit measures of the effects of these nonsampling errors are not available. However, it is believed that most of the important operational and response errors were detected and corrected through systematic clerical edits, automated data edits, and an analyst review.

For total nonresponse cases (report forms not returned), the establishments' administrative records information was used in conjunction with industry averages to estimate the basic data. For item nonresponse, missing items were estimated based on response to other items and/ or administrative records and in direct relationship to sales or receipts. It is assumed that characteristics of establishments not responding to a particular inquiry are the same as establishments with equal sales or receipts in the same category (e.g., publication table line) that did respond to the inquiry.

If estimation of the data on the basis of total sales or receipts was not appropriate, another basic data item was used. In a few tables, data are available only from establishments that completed the appropriate inquiries on the report form. Any biases introduced by the estimation and correction procedures are believed to be small.

SPECIAL TABULATIONS

Special tabulations of data collected in the 1992 Economic Census may be obtained in electronic and in tabular form. The data will be in summary form and subject to the same rules prohibiting disclosure of confidential information (including name, address, kind-of-business, or other data for individual business establishments or companies) as are the regular publications.

Special tabulations are prepared on a cost-reimbursable basis. A request for a cost estimate, as well as exact specifications on the type and format of the data to be provided, should be directed to the Chief, Agriculture and Financial Statistics Division, Bureau of the Census, Washington, DC 20233.

DOLLAR VALUE

All dollar figures are expressed in current dollars for the year specified. Therefore, when making comparisons to prior years, users should take into consideration the inflation that has occurred.

ABBREVIATIONS AND SYMBOLS

The following abbreviations and symbols are used in this publication.

–	Represents zero.
(D)	Withheld to avoid disclosing figures for individual establishments. Data are included in higher level totals.
(NA)	Not available.
do	Ditto or same as above.
SIC	Standard Industrial Classification.

Figure 1. **Sales and Receipts by Economic Sector: 1992 and 1987**

[Thousands of dollars]

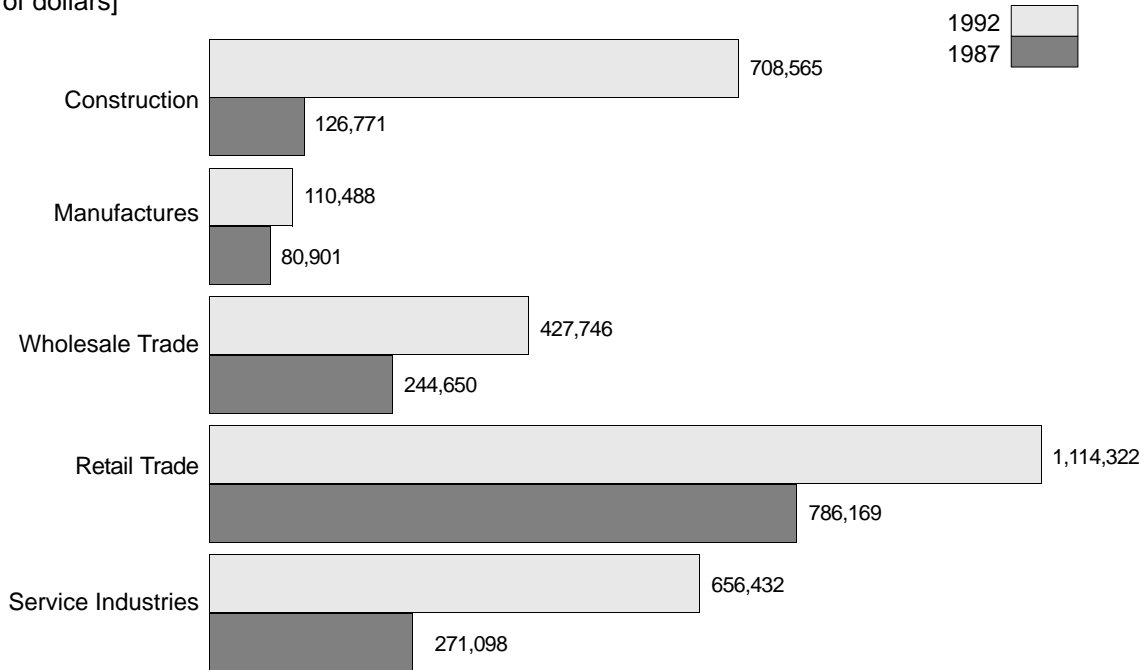


Figure 2. **Percent Change in Sales and Receipts and Payroll by Economic Sector: 1987 to 1992**

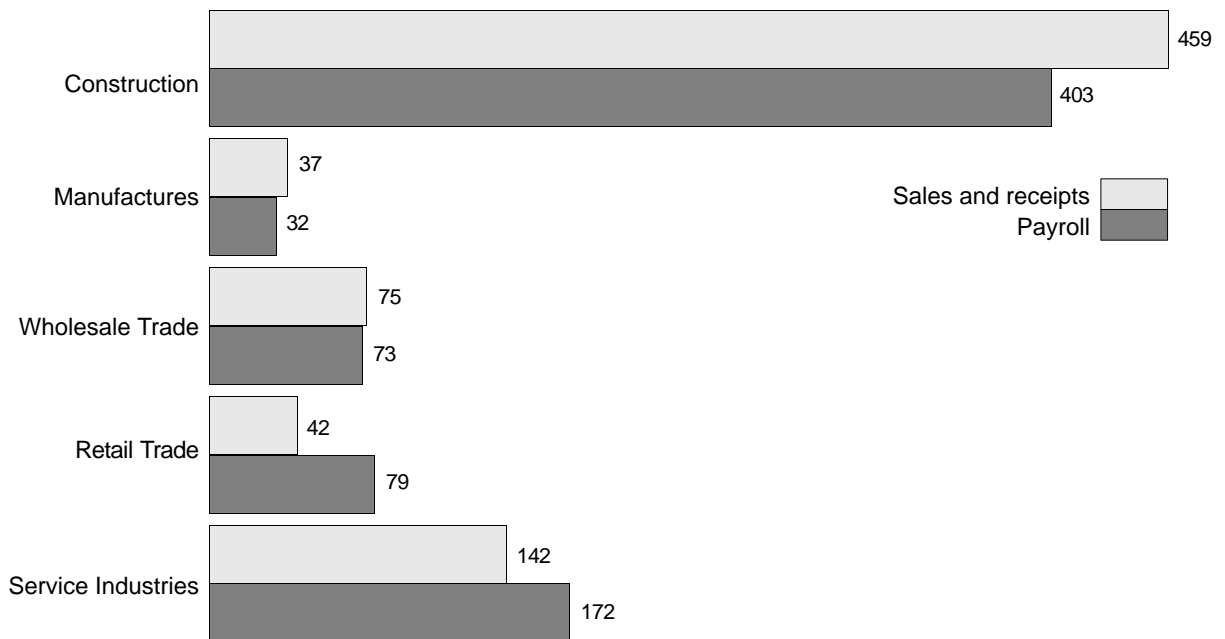


Figure 3. Annual Payroll per Employee by Economic Sector: 1992 and 1987

[Dollars]

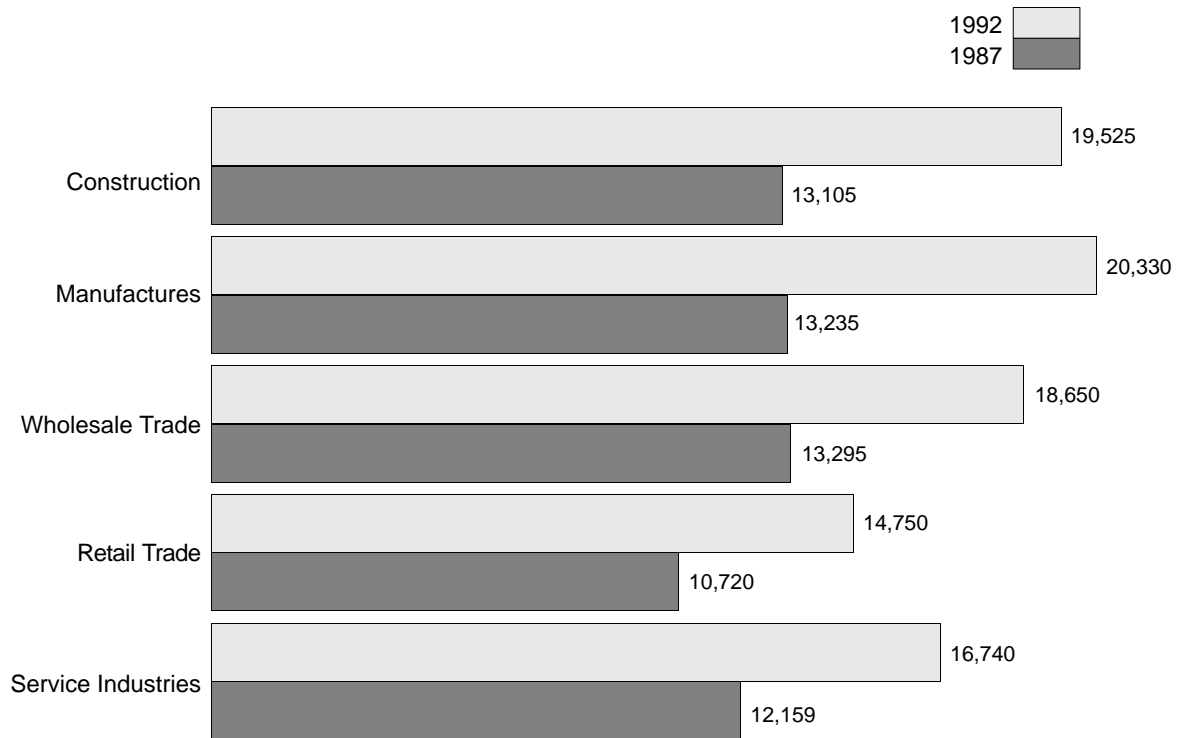


Table 1. General Statistics: 1992 and Earlier Census Years

[Detail may not add to total because of rounding. For meaning of abbreviations and symbols, see introductory text. For explanation of terms, see appendix A]

Industry division and year ¹	Establishments (number)	Sales and receipts ² (\$1,000)	Annual payroll (\$1,000)	First quarter payroll (\$1,000)	Paid employees for selected period ³ (number)	Proprietors and partners ⁴ (number)	Unpaid family workers ⁵ (number)
TOTAL							
1992	1 955	3 017 553	567 109	135 916	33 057	826	337
1987	1 490	1 509 589	220 934	50 547	18 582	546	371
1982	1 377	(D)	115 606	27 995	11 871	559	507
1977	900	606 202	74 256	17 414	10 405	381	(NA)
1972	710	340 396	54 296	(NA)	11 128	393	(NA)
Construction							
1992	240	708 565	178 287	43 089	9 131	60	17
1987	79	126 771	35 448	8 328	2 705	7	1
1982	61	60 186	16 331	3 950	1 383	9	14
1977	74	85 467	19 965	4 537	2 533	9	(NA)
1972	70	50 154	16 510	(NA)	2 974	35	(NA)
Manufacturing							
1992	48	110 488	22 973	5 753	1 130	15	8
1987	38	80 901	17 470	3 795	1 320	3	1
1982	22	(D)	8 378	2 034	638	4	-
1977	20	172 617	6 131	1 477	686	3	(NA)
1972	29	62 635	6 751	1 565	1 201	6	(NA)
1967	23	13 460	3 159	731	816	16	(NA)
1963	12	5 035	1 172	(NA)	358	3	(NA)
1958	9	2 797	517	(NA)	176	3	(NA)
Wholesale Trade							
1992	154	427 746	31 985	7 749	1 715	23	4
1987	94	244 650	18 507	4 593	1 392	10	6
1982	89	164 885	12 752	3 179	981	13	12
1977	51	77 775	5 180	1 185	546	10	(NA)
1972	60	60 737	5 742	1 323	945	12	(NA)
1967	38	25 428	1 920	447	428	22	(NA)
1963	33	13 850	1 246	(NA)	382	15	(NA)
1958	20	8 941	972	(NA)	245	8	(NA)
Retail Trade							
1992	886	1 114 322	141 085	33 486	9 565	453	237
1987	804	786 169	78 733	18 314	7 344	329	273
1982	802	412 882	46 618	11 311	5 400	349	401
1977	531	215 201	25 630	6 067	4 070	254	(NA)
1972	416	137 573	16 768	3 877	3 867	259	(NA)
1967	387	62 978	7 983	1 743	2 643	266	(NA)
1963	310	42 609	4 869	(NA)	1 773	308	(NA)
1958	341	33 303	4 706	(NA)	1 955	265	(NA)
Service Industries⁶							
1992	627	656 432	192 779	45 839	11 516	275	71
1987	475	271 098	70 776	15 517	5 821	197	90
1982	403	118 934	31 527	7 521	3 469	184	80
1977	224	55 142	17 350	4 149	2 570	105	(NA)
1972	135	29 297	8 525	1 699	2 141	81	(NA)
1967	105	5 798	1 552	373	516	97	(NA)
1963	88	2 401	675	(NA)	301	86	(NA)
1958	87	2 761	559	(NA)	294	65	(NA)

¹Revisions of Standard Industrial Classification Manual in 1972 and 1987 resulted in some industry reclassification.

²For construction and manufacturing, see appendix A for explanation of terms and problems of duplication.

³For 1967, 1972, 1977, 1982, 1987, and 1992, data are for pay period including Mar. 12; for 1958 and 1963, data are for week ending nearest Nov. 15.

⁴For 1967, 1972, 1977, 1982, 1987, and 1992, data include only those who worked 15 hours or more during week including Mar. 12; for 1958 and 1963, data are for week ending nearest Nov. 15.

⁵Data first collected in 1982. Includes only those who worked 15 hours or more during week including Mar. 12.

⁶Starting in 1977, includes travel agencies; dental laboratories; and legal, engineering, architectural, and surveying services.

Table 2. General Statistics by Legal Form of Organization: 1992

[Detail may not add to total because of rounding. For meaning of abbreviations and symbols, see introductory text. For explanation of terms, see appendix A]

Industry division and legal form of organization	Establishments (number)	Sales and receipts ¹ (\$1,000)	Annual payroll (\$1,000)	First quarter payroll (\$1,000)	Paid employees for pay period including Mar. 12 (number)	Proprietors and partners ² (number)	Unpaid family workers ² (number)
Total	1 955	3 017 553	567 109	135 916	33 057	826	337
Corporations	1 248	2 773 988	530 933	126 672	30 125	-	-
Individual proprietorships	642	125 971	21 481	5 429	1 885	719	322
Partnerships	60	115 340	14 265	3 704	1 006	107	13
Other	5	2 254	430	111	41	-	2
Construction	240	708 565	178 287	43 089	9 131	60	17
Corporations	182	632 984	164 388	39 399	8 186	-	-
Individual proprietorships	56	(D)	(D)	(D)	(D)	(D)	(D)
Partnerships	2	(D)	(D)	(D)	(D)	(D)	(D)
Other	-	-	-	-	-	-	-
Manufacturing	48	110 488	22 973	5 753	1 130	15	8
Corporations	36	108 134	22 419	5 616	1 082	-	-
Individual proprietorships	10	(D)	(D)	(D)	(D)	(D)	(D)
Partnerships	2	(D)	(D)	(D)	(D)	(D)	(D)
Other	-	-	-	-	-	-	-

See footnotes at end of table.

Table 2. General Statistics by Legal Form of Organization: 1992—Con.

[Detail may not add to total because of rounding. For meaning of abbreviations and symbols, see introductory text. For explanation of terms, see appendix A]

Industry division and legal form of organization	Establishments (number)	Sales and receipts ¹ (\$1,000)	Annual payroll (\$1,000)	First quarter payroll (\$1,000)	Paid employees for pay period including Mar. 12 (number)	Proprietors and partners ² (number)	Unpaid family workers ² (number)
Wholesale trade	154	427 746	31 985	7 749	1 715	23	4
Corporations	133	411 645	30 877	7 485	1 645	—	—
Individual proprietorships	20	(D)	(D)	(D)	(D)	(D)	(D)
Partnerships	1	(D)	(D)	(D)	(D)	(D)	(D)
Other	—	—	—	—	—	—	—
Retail trade	886	1 114 322	141 085	33 486	9 565	453	237
Corporations	496	1 005 077	130 540	30 736	8 506	—	—
Individual proprietorships	358	61 676	6 658	1 698	702	405	230
Partnerships	28	(D)	(D)	(D)	(D)	(D)	(D)
Other	4	(D)	(D)	(D)	(D)	(D)	(D)
Service industries	627	656 432	192 779	45 839	11 516	275	71
Corporations	401	616 148	182 709	43 436	10 706	—	—
Individual proprietorships	198	(D)	(D)	(D)	(D)	(D)	(D)
Partnerships	27	(D)	(D)	(D)	(D)	(D)	(D)
Other	1	(D)	(D)	(D)	(D)	(D)	(D)

¹For construction and manufacturing, see appendix A for explanation of terms and problems of duplication.

²Includes only those who worked 15 hours or more during week including Mar. 12.

Table 3. General Statistics by Sales and Receipts Size: 1992

[Detail may not add to total because of rounding. For meaning of abbreviations and symbols, see introductory text. For explanation of terms, see appendix A]

Industry division and sales and receipts size	Establishments (number)	Sales and receipts ¹ (\$1,000)	Annual payroll (\$1,000)	First quarter payroll (\$1,000)	Paid employees for pay period including Mar. 12 (number)	Proprietors and partners ² (number)	Unpaid family workers ² (number)
Total	1 955	3 017 553	567 109	135 916	33 057	826	337
Less than \$5,000	35	88	10	4	4	35	14
\$5,000 to \$9,999	49	326	34	8	6	50	21
\$10,000 to \$24,999	94	1 576	389	118	59	86	51
\$25,000 to \$49,999	140	5 109	1 253	313	141	106	50
\$50,000 to \$99,999	217	15 496	3 838	949	393	150	90
\$100,000 to \$249,999	383	63 400	15 886	3 891	1 406	209	73
\$250,000 to \$499,999	284	99 839	24 156	5 818	1 801	97	21
\$500,000 to \$999,999	240	172 586	42 497	9 986	2 777	49	12
\$1,000,000 or more	513	2 659 133	479 046	114 829	26 470	44	5
Construction	240	708 565	178 287	43 089	9 131	60	17
Less than \$5,000	—	—	—	—	—	—	—
\$5,000 to \$9,999	1	(D)	(D)	(D)	(D)	(D)	(D)
\$10,000 to \$24,999	6	94	63	36	11	4	2
\$25,000 to \$49,999	12	(D)	(D)	(D)	(D)	(D)	(D)
\$50,000 to \$99,999	21	1 454	467	138	59	14	3
\$100,000 to \$249,999	27	4 656	1 742	506	142	13	5
\$250,000 to \$499,999	37	12 611	3 669	843	295	13	2
\$500,000 to \$999,999	30	20 916	6 918	1 585	462	2	—
\$1,000,000 or more	106	668 347	165 285	39 943	8 147	6	—
Manufacturing	48	110 488	22 973	5 753	1 130	15	8
Less than \$5,000	1	(D)	(D)	(D)	(D)	(D)	(D)
\$5,000 to \$9,999	—	—	—	—	—	—	—
\$10,000 to \$24,999	—	—	—	—	—	—	—
\$25,000 to \$49,999	3	(D)	(D)	(D)	(D)	(D)	(D)
\$50,000 to \$99,999	5	273	113	26	9	2	4
\$100,000 to \$249,999	8	1 308	370	87	30	4	2
\$250,000 to \$499,999	10	3 733	1 029	254	81	4	—
\$500,000 to \$999,999	10	7 852	1 938	457	137	1	—
\$1,000,000 or more	11	97 201	19 495	4 923	870	—	—
Wholesale trade	154	427 746	31 985	7 749	1 715	23	4
Less than \$5,000	—	—	—	—	—	—	—
\$5,000 to \$9,999	1	(D)	(D)	(D)	(D)	(D)	(D)
\$10,000 to \$24,999	—	—	—	—	—	—	—
\$25,000 to \$49,999	2	(D)	(D)	(D)	(D)	(D)	(D)
\$50,000 to \$99,999	11	829	224	49	18	3	1
\$100,000 to \$249,999	17	2 744	509	134	30	3	—
\$250,000 to \$499,999	23	8 165	1 155	269	86	4	1
\$500,000 to \$999,999	28	20 109	3 241	765	209	4	1
\$1,000,000 or more	72	395 813	26 816	6 516	1 368	8	1
Retail trade	886	1 114 322	141 085	33 486	9 565	453	237
Less than \$5,000	23	62	2	2	2	23	13
\$5,000 to \$9,999	38	246	21	4	4	41	20
\$10,000 to \$24,999	50	805	132	35	20	51	43
\$25,000 to \$49,999	67	2 385	470	91	55	57	28
\$50,000 to \$99,999	105	7 458	1 326	324	155	86	58
\$100,000 to \$249,999	179	29 712	5 397	1 375	589	110	46
\$250,000 to \$499,999	125	43 402	8 231	1 951	703	15	16
\$500,000 to \$999,999	102	71 569	12 411	2 830	928	23	9
\$1,000,000 or more	197	958 683	113 095	26 874	7 109	17	4
Service industries	627	656 432	192 779	45 839	11 516	275	71
Less than \$5,000	11	(D)	(D)	(D)	(D)	(D)	(D)
\$5,000 to \$9,999	9	(D)	(D)	(D)	(D)	(D)	(D)
\$10,000 to \$24,999	38	677	194	47	28	31	6
\$25,000 to \$49,999	56	2 045	578	164	65	40	15
\$50,000 to \$99,999	75	5 482	1 708	412	152	45	24
\$100,000 to \$249,999	152	24 980	7 868	1 789	615	79	20
\$250,000 to \$499,999	89	31 928	10 072	2 501	636	31	2
\$500,000 to \$999,999	70	52 140	17 989	4 349	1 041	2	2
\$1,000,000 or more	127	539 089	154 355	36 573	8 976	13	—

¹For construction and manufacturing, see appendix A for explanation of terms and problems of duplication.

²Includes only those who worked 15 hours or more during week including Mar. 12.

Table 4. General Statistics by Employment Size: 1992

[Detail may not add to total because of rounding. For meaning of abbreviations and symbols, see introductory text. For explanation of terms, see appendix A]

Industry division and employment size ¹	Establishments (number)	Sales and receipts ² (\$1,000)	Annual payroll (\$1,000)	First quarter payroll (\$1,000)	Paid employees for pay period including Mar. 12 (number)	Proprietors and partners ³ (number)	Unpaid family workers ³ (number)
Total	1 955	3 017 553	567 109	135 916	33 057	826	337
With no paid employees.....	200	9 426	—	—	—	231	143
With paid employees.....	1 755	3 008 127	567 109	135 916	33 057	595	194
No employees.....	99	15 033	3 421	—	—	59	19
1 to 4 employees.....	684	203 315	22 261	5 421	1 554	361	146
5 to 9 employees.....	367	243 101	36 201	8 789	2 468	111	25
10 to 19 employees.....	260	367 942	59 605	14 721	3 485	36	2
20 to 49 employees.....	214	723 226	115 481	27 889	6 495	22	2
50 employees or more.....	131	1 455 510	330 140	79 096	19 055	6	—
Construction	240	708 565	178 287	43 089	9 131	60	17
With no paid employees.....	—	—	—	—	—	—	—
With paid employees.....	240	708 565	178 287	43 089	9 131	60	17
No employees.....	11	2 324	1 042	—	—	2	—
1 to 4 employees.....	63	14 040	2 140	539	135	34	12
5 to 9 employees.....	33	32 840	3 749	925	235	10	4
10 to 19 employees.....	38	59 521	9 064	2 319	492	6	1
20 to 49 employees.....	49	163 208	26 050	6 692	1 459	6	—
50 employees or more.....	46	436 632	136 242	32 614	6 810	2	—
Manufacturing	48	110 488	22 973	5 753	1 130	15	8
With no paid employees.....	—	—	—	—	—	—	—
With paid employees.....	48	110 488	22 973	5 753	1 130	15	8
No employees.....	3	(D)	(D)	(D)	(D)	(D)	(D)
1 to 4 employees.....	14	2 055	553	137	34	7	7
5 to 9 employees.....	8	2 687	659	170	53	4	—
10 to 19 employees.....	14	10 657	2 899	665	198	1	—
20 to 49 employees.....	2	(D)	(D)	(D)	(D)	(D)	(D)
50 employees or more.....	7	90 261	17 380	4 474	783	—	—
Wholesale trade	154	427 746	31 985	7 749	1 715	23	4
With no paid employees.....	—	—	—	—	—	—	—
With paid employees.....	154	427 746	31 985	7 749	1 715	23	4
No employees.....	5	998	43	—	—	3	—
1 to 4 employees.....	58	66 417	2 129	490	125	12	3
5 to 9 employees.....	37	53 963	5 143	1 252	266	7	1
10 to 19 employees.....	33	99 709	9 244	2 155	458	1	—
20 to 49 employees.....	17	156 948	10 272	2 441	501	—	—
50 employees or more.....	4	49 711	5 154	1 411	365	—	—
Retail trade	886	1 114 322	141 085	33 486	9 565	453	237
With no paid employees.....	146	7 445	—	—	—	166	125
With paid employees.....	740	1 106 877	141 085	33 486	9 565	287	112
No employees.....	53	8 120	1 432	—	—	32	10
1 to 4 employees.....	305	71 820	8 328	2 073	671	188	90
5 to 9 employees.....	171	99 307	14 704	3 573	1 137	39	11
10 to 19 employees.....	93	126 769	15 664	3 902	1 203	17	1
20 to 49 employees.....	82	273 020	36 809	8 547	2 511	8	—
50 employees or more.....	36	527 841	64 148	15 391	4 043	3	—
Service industries	627	656 432	192 779	45 839	11 516	275	71
With no paid employees.....	54	1 981	—	—	—	65	18
With paid employees.....	573	654 451	192 779	45 839	11 516	210	53
No employees.....	27	(D)	(D)	(D)	(D)	(D)	(D)
1 to 4 employees.....	244	48 983	9 111	2 182	589	120	34
5 to 9 employees.....	118	54 304	11 946	2 869	777	51	9
10 to 19 employees.....	82	71 286	22 734	5 680	1 134	11	—
20 to 49 employees.....	64	(D)	(D)	(D)	(D)	(D)	(D)
50 employees or more.....	38	351 065	107 216	25 206	7 054	1	—

¹Based on number of paid employees for week including Mar. 12.

²For construction and manufacturing, see appendix A for explanation of terms and problems of duplication.

³Includes only those who worked 15 hours or more during week including Mar. 12.

Table 5. General Statistics by Selected Industry Group and Kind of Business: 1992

[Detail may not add to total because of rounding. For meaning of abbreviations and symbols, see introductory text. For explanation of terms, see appendix A]

1992 SIC code	Selected industry group and kind of business	Establishments (number)	Sales and receipts ¹ (\$1,000)	Annual payroll (\$1,000)	First quarter payroll (\$1,000)	Paid employees for pay period including Mar. 12 (number)	Proprietors and partners ² (number)	Unpaid family workers ² (number)
	Total	1 955	3 017 553	567 109	135 916	33 057	826	337
	Construction industries and subdividers and developers	240	708 565	178 287	43 089	9 131	60	17
15	General building contractors	160	605 869	144 744	34 452	7 433	36	11
16	Heavy construction, except building	9	30 533	5 056	1 138	238	2	-
17	Special trade contractors	57	63 394	26 743	7 092	1 340	21	6
6552	Subdividers and developers, n.e.c.	14	8 769	1 744	407	120	1	-
20-39	Manufacturing	48	110 488	22 973	5 753	1 130	15	8
20	Food and kindred products	10	24 420	4 335	1 097	346	3	6
22	Textile mill products	1	(D)	(D)	(D)	(D)	(D)	(D)
24	Lumber and wood products	1	(D)	(D)	(D)	(D)	(D)	(D)
27	Printing and publishing	21	11 184	3 473	873	230	7	1
28	Chemicals and allied products	1	(D)	(D)	(D)	(D)	(D)	(D)
29	Petroleum and coal products	1	(D)	(D)	(D)	(D)	(D)	(D)
32	Stone, clay, and glass products	1	(D)	(D)	(D)	(D)	(D)	(D)
34	Fabricated metal products	2	(D)	(D)	(D)	(D)	(D)	(D)
36	Electronic and other electric equipment	2	(D)	(D)	(D)	(D)	(D)	(D)
37	Transportation equipment	2	(D)	(D)	(D)	(D)	(D)	(D)
38	Instruments and related products	1	(D)	(D)	(D)	(D)	(D)	(D)
39	Miscellaneous manufacturing industries	5	1 626	517	104	27	3	1
50-51	Wholesale trade	154	427 746	31 985	7 749	1 715	23	4
50	Durable goods	89	191 011	18 282	4 382	873	11	1
501	Motor vehicles, parts, and supplies	2	(D)	(D)	(D)	(D)	(D)	(D)
503	Lumber and construction materials	5	3 664	587	155	30	1	-
504	Professional and commercial equipment	15	20 145	2 492	603	130	3	1
506	Electrical goods	16	24 369	2 963	657	128	1	-
507	Hardware, plumbing, and heating equipment	4	(D)	(D)	(D)	(D)	(D)	(D)
508	Machinery, equipment, and supplies	9	32 476	2 239	512	91	2	-
509	Miscellaneous durable goods	12	32 993	2 549	620	147	1	-
51	Nondurable goods	65	236 735	13 703	3 367	842	12	3
511	Paper and paper products	5	5 040	677	151	33	-	-
513	Apparel, piece goods, and notions	4	1 096	94	24	9	1	-
514	Groceries and related products	16	40 245	4 431	1 069	265	2	2
516	Chemicals and allied products	1	(D)	(D)	(D)	(D)	(D)	(D)
517	Petroleum and petroleum products	2	(D)	(D)	(D)	(D)	(D)	(D)
518	Beer, wine, and distilled beverages	2	(D)	(D)	(D)	(D)	(D)	(D)
519	Miscellaneous nondurable goods	12	4 783	650	164	59	2	-
52-59	Retail trade	886	1 114 322	141 085	33 486	9 565	453	237
52	Building materials and garden supplies	24	72 617	8 574	2 158	681	7	-
521	Lumber and other building materials	3	(D)	(D)	(D)	(D)	(D)	(D)
525	Hardware stores	20	71 724	8 365	2 112	671	5	-
526	Retail nurseries and garden stores	1	(D)	(D)	(D)	(D)	(D)	(D)
53	General merchandise stores	25	23 584	4 204	1 032	258	17	9
531	Department stores ¹	2	(D)	(D)	(D)	(D)	(D)	(D)
533	Variety stores	6	(D)	(D)	(D)	(D)	(D)	(D)
539	Miscellaneous general merchandise stores	17	7 940	776	178	53	10	6
54	Food stores	150	209 525	22 188	5 086	1 441	103	71
541	Grocery stores	116	200 111	19 736	4 506	1 250	80	57
542	Meat and fish markets	9	3 064	518	127	39	6	3
543	Fruit and vegetable markets	4	(D)	(D)	(D)	(D)	(D)	(D)
544	Candy, nut, and confectionery stores	4	595	186	47	11	3	1
545	Dairy products stores	2	(D)	(D)	(D)	(D)	(D)	(D)
546	Retail bakeries	12	4 432	1 469	337	114	6	8
549	Miscellaneous food stores	3	870	150	39	8	1	-
55, ex.	Automotive dealers, excluding gasoline service							
554	stations	31	108 470	14 074	3 172	637	5	5
551	New and used car dealers	6	71 743	8 256	1 839	331	-	-
553	Auto and home supply stores	19	26 445	3 584	787	196	5	5
555	Boat dealers	6	10 282	2 234	546	110	-	-
554	Gasoline service stations	19	84 663	8 574	2 026	414	4	1
56	Apparel and accessory stores	131	70 081	12 356	2 888	884	88	46
561	Men's and boys' clothing stores	11	3 816	579	140	44	8	2
562	Women's clothing stores	38	8 512	1 155	282	115	27	7
563	Women's accessory and specialty stores	4	(D)	(D)	(D)	(D)	(D)	(D)
564	Children's and infants' wear stores	3	50	13	3	2	3	-
565	Family clothing stores	58	17 441	2 862	640	236	42	35
566	Shoe stores	10	12 791	1 921	461	102	5	2
569	Miscellaneous apparel and accessory stores	7	(D)	(D)	(D)	(D)	(D)	(D)
57	Furniture and home furnishings stores	40	51 100	7 626	1 838	348	17	3
571	Furniture and home furnishings stores	17	19 474	2 797	639	160	3	2
5712	Furniture stores	10	6 001	789	179	55	2	-
572	Household appliance stores	5	3 598	453	95	23	3	-
573	Radio, television, and computer stores	18	28 028	4 376	1 104	165	11	1
5731	Radio, television, and electronic stores	4	(D)	(D)	(D)	(D)	(D)	(D)
5734	Computer and software stores	5	9 289	2 007	517	77	-	-
5735	Record and prerecorded tape stores	5	(D)	(D)	(D)	(D)	(D)	(D)
58	Eating and drinking places	221	126 711	28 446	6 722	2 562	132	78
5812	Eating places	153	104 875	22 232	5 263	1 976	90	64
5813	Drinking places	68	21 836	6 214	1 459	586	42	14
591	Drug stores and proprietary stores	13	9 236	1 456	324	92	3	1

See footnotes at end of table.

Table 5. General Statistics by Selected Industry Group and Kind of Business: 1992—Con.

[Detail may not add to total because of rounding. For meaning of abbreviations and symbols, see introductory text. For explanation of terms, see appendix A]

1992 SIC code	Selected industry group and kind of business	Establishments (number)	Sales and receipts ¹ (\$1,000)	Annual payroll (\$1,000)	First quarter payroll (\$1,000)	Paid employees for pay period including Mar. 12 (number)	Proprietors and partners ² (number)	Unpaid family workers ² (number)
52-59	Retail trade—Con.							
59, ex. 591	Miscellaneous retail	232	358 335	33 587	8 240	2 248	77	23
592	Liquor stores	5	(D)	(D)	(D)	(D)	(D)	(D)
594	Miscellaneous shopping goods stores	189	323 562	29 860	7 389	1 954	58	16
5941	Sporting goods and bicycle shops	13	8 288	1 455	375	93	3	—
5944	Jewelry stores	41	31 278	3 598	875	201	11	1
5945	Hobby, toy, and game shops	6	1 896	221	54	16	3	1
5946	Camera and photographic supply stores	2	(D)	(D)	(D)	(D)	(D)	(D)
5947	Gift, novelty, and souvenir shops	112	257 413	22 803	5 670	1 527	38	14
5949	Sewing, needlework, and piece goods	2	(D)	(D)	(D)	(D)	(D)	(D)
596	Nonstore retailers	2	(D)	(D)	(D)	(D)	(D)	(D)
598	Fuel dealers	2	(D)	(D)	(D)	(D)	(D)	(D)
599	Retail stores, n.e.c.	34	26 583	2 827	621	218	16	6
5992	Florists	12	2 113	502	127	58	8	4
5999	Miscellaneous retail stores, n.e.c.	17	23 322	2 147	452	145	5	2
472, 70-79 (ex. 702, 704), 8072, 8111, 84, 871, 8731, 8732, 8734, 874	Service industries	627	656 432	192 779	45 839	11 516	275	71
472	Passenger transportation arrangement	71	84 899	21 097	5 025	947	3	—
4724	Travel agencies	44	43 492	7 089	1 619	306	—	—
4725	Tour operators	20	27 909	8 697	2 049	348	—	—
4729	Passenger transport arrangement, n.e.c.	7	13 498	5 311	1 357	293	—	—
70, ex. 702, 704	Hotels and other lodging places	54	(D)	(D)	(D)	(D)	(D)	(D)
701	Hotels, and motels	53	307 706	94 321	22 340	6 213	5	1
703	Camps and recreational vehicle parks	1	(D)	(D)	(D)	(D)	(D)	(D)
72	Personal services	90	18 446	4 470	1 114	432	69	15
721	Laundry, cleaning, and garment services	25	10 988	2 440	614	263	19	4
7215	Coin-operated laundries and cleaning	17	1 789	189	37	11	14	4
722	Photographic studios, portrait	8	1 602	387	99	42	6	—
723	Beauty shops	38	3 622	1 182	281	83	28	7
724	Barber shops	10	(D)	(D)	(D)	(D)	(D)	(D)
726	Funeral service and crematories	2	(D)	(D)	(D)	(D)	(D)	(D)
729	Miscellaneous personal services	7	871	81	24	9	7	1
73	Business services	98	67 443	18 319	4 670	1 144	61	12
731	Advertising	11	12 901	3 252	834	124	3	—
7311	Advertising agencies	10	12 187	2 899	734	113	3	—
732	Credit reporting and collection	2	(D)	(D)	(D)	(D)	(D)	(D)
733	Mailing, reproduction, stenographic	10	(D)	(D)	(D)	(D)	(D)	(D)
734	Services to buildings	17	4 900	2 121	525	187	17	1
735	Miscellaneous equipment rental and leasing	27	34 514	6 593	1 679	349	14	—
736	Personnel supply services	3	1 775	846	215	96	2	—
737	Computer and data processing services	6	3 045	1 141	316	53	1	1
738	Miscellaneous business services	22	8 986	3 805	974	295	20	8
7384	Photofinishing laboratories	9	5 438	1 443	321	89	9	2
75	Auto repair, services, and parking	73	32 142	8 142	1 901	510	33	5
751	Automotive rentals, no drivers	21	(D)	(D)	(D)	(D)	(D)	(D)
7514	Passenger car rental	11	10 893	2 403	516	136	1	—
753	Automotive repair shops	51	16 182	4 274	1 097	292	28	5
7539	Automotive repair shops, n.e.c.	16	3 781	905	251	66	9	2
754	Automotive services, except repair	1	(D)	(D)	(D)	(D)	(D)	(D)
76	Miscellaneous repair services	32	(D)	(D)	(D)	(D)	(D)	(D)
762	Electrical repair shops	19	7 563	2 010	494	121	11	2
763	Watch, clock, and jewelry repair	4	147	68	16	4	2	—
764	Reupholstery and furniture repair	1	(D)	(D)	(D)	(D)	(D)	(D)
769	Miscellaneous repair shops	8	1 075	253	29	5	8	4
78	Motion pictures	39	10 912	1 738	444	192	32	21
781	Motion picture production and services	4	(D)	(D)	(D)	(D)	(D)	(D)
783	Motion picture theaters	1	(D)	(D)	(D)	(D)	(D)	(D)
784	Video tape rental	34	5 335	914	224	99	30	20
79	Amusement and recreation services	54	53 540	14 565	3 357	911	7	5
792	Producers, orchestras, entertainers	2	(D)	(D)	(D)	(D)	(D)	(D)
793	Bowling centers	1	(D)	(D)	(D)	(D)	(D)	(D)
794	Commercial sports	1	(D)	(D)	(D)	(D)	(D)	(D)
799	Miscellaneous amusement, recreation services	50	49 288	13 473	3 056	772	7	5
7999	Amusement and recreation, n.e.c.	39	18 974	6 144	1 467	398	6	1
81	Legal services	40	18 594	9 101	1 927	279	29	1
84	Museums, botanical, zoological gardens	2	(D)	(D)	(D)	(D)	(D)	(D)
841	Museums and art galleries	1	(D)	(D)	(D)	(D)	(D)	(D)
842	Botanical and zoological gardens	1	(D)	(D)	(D)	(D)	(D)	(D)
87, ex. 872	Engineering and management services	74	52 492	18 065	4 383	722	13	3
871	Engineering and architectural services	40	37 928	11 872	2 895	455	9	2
873, ex. 8733	Research and testing services	1	(D)	(D)	(D)	(D)	(D)	(D)
874	Management and public relations	33	(D)	(D)	(D)	(D)	(D)	(D)

¹For construction and manufacturing, see appendix A for explanation of terms and problems of duplication.

²Includes only those who worked 15 hours or more during week including Mar. 12.

Table 6. General Statistics by Selected Industry Group and Kind of Business for Election Districts: 1992

[Detail may not add to total because of rounding. For meaning of abbreviations and symbols, see introductory text. For explanation of terms, see appendix A]

1992 SIC code	Selected industry group and kind of business	Establishments (number)	Sales and receipts ¹ (\$1,000)	Annual payroll (\$1,000)	First quarter payroll (\$1,000)	Paid employees for pay period including Mar. 12 (number)	Proprietors and partners ² (number)	Unpaid family workers ² (number)
	AGANA	310	550 002	84 413	20 152	4 165	123	23
	Construction industries and subdividers and developers	25	(D)	(D)	(D)	(D)	(D)	(D)
15	General building contractors	19	45 479	12 816	2 940	800	3	1
17	Special trade contractors	3	(D)	(D)	(D)	(D)	(D)	(D)
6552	Subdividers and developers, n.e.c.	3	(D)	(D)	(D)	(D)	(D)	(D)
20-39	Manufacturing	8	(D)	(D)	(D)	(D)	(D)	(D)
22	Textile mill products	1	(D)	(D)	(D)	(D)	(D)	(D)
27	Printing and publishing	4	(D)	(D)	(D)	(D)	(D)	(D)
29	Petroleum and coal products	1	(D)	(D)	(D)	(D)	(D)	(D)
32	Stone, clay, and glass products	1	(D)	(D)	(D)	(D)	(D)	(D)
39	Miscellaneous manufacturing industries ..	1	(D)	(D)	(D)	(D)	(D)	(D)
50-51	Wholesale trade	23	176 513	8 856	2 256	369	6	-
50	Durable goods	14	32 428	4 544	1 088	154	3	-
51	Nondurable goods	9	144 085	4 312	1 168	215	3	-
52-59	Retail trade	109	188 501	23 879	5 868	1 350	44	11
52	Building materials and garden supplies ..	3	(D)	(D)	(D)	(D)	(D)	(D)
53	General merchandise stores	6	3 889	614	218	57	4	2
54	Food stores	5	(D)	(D)	(D)	(D)	(D)	(D)
55, ex. 554	Automotive dealers, excluding gasoline service stations	6	(D)	(D)	(D)	(D)	(D)	(D)
554	Gasoline service stations	1	(D)	(D)	(D)	(D)	(D)	(D)
56	Apparel and accessory stores	10	6 478	775	160	46	3	1
57	Furniture and homefurnishings stores ..	13	15 542	2 414	626	107	2	-
58	Eating and drinking places	34	13 815	2 876	577	248	20	4
5812	Eating places	20	10 850	2 329	443	178	8	3
5813	Drinking places	14	2 965	547	134	70	12	1
591	Drug stores and proprietary stores	1	(D)	(D)	(D)	(D)	(D)	(D)
59, ex. 591	Miscellaneous retail	30	13 235	1 944	489	174	13	3
472, 70-79 (ex. 702, 704), 8072, 8111, 84, 871, 8731, 8732, 8734, 874	Service industries	145	69 335	24 535	5 783	1 132	66	9
472	Passenger transportation arrangement	14	7 896	1 006	262	71	-	-
70, ex. 702, 704	Hotels and other lodging places	3	566	146	31	10	-	-
72	Personal services	13	2 336	673	186	57	9	1
73	Business services	24	16 868	6 154	1 618	344	7	2
75	Auto repair, services, and parking	12	3 595	1 165	289	77	8	3
76	Miscellaneous repair services	5	(D)	(D)	(D)	(D)	(D)	(D)
78	Motion pictures	4	702	320	71	22	3	-
79	Amusement and recreation services	6	1 358	476	138	44	1	-
81	Legal services	37	(D)	(D)	(D)	(D)	(D)	(D)
84	Museums, botanical, zoological gardens ..	1	(D)	(D)	(D)	(D)	(D)	(D)
87, ex. 872	Engineering and management services	26	18 443	5 934	1 372	240	5	-
	AGANA HEIGHTS	16	14 077	3 627	851	202	7	5
52-59	Retail trade	7	3 515	551	88	33	3	5
54	Food stores	3	340	10	-	-	2	4
58	Eating and drinking places	2	(D)	(D)	(D)	(D)	(D)	(D)
5812	Eating places	2	(D)	(D)	(D)	(D)	(D)	(D)
59, ex. 591	Miscellaneous retail	2	(D)	(D)	(D)	(D)	(D)	(D)
472, 70-79 (ex. 702, 704), 8072, 8111, 84, 871, 8731, 8732, 8734, 874	Service industries	9	10 562	3 076	763	169	4	-
70, ex. 702, 704	Hotels and other lodging places	3	3 980	1 354	340	108	-	-
72	Personal services	1	(D)	(D)	(D)	(D)	(D)	(D)
73	Business services	3	(D)	(D)	(D)	(D)	(D)	(D)
78	Motion pictures	1	(D)	(D)	(D)	(D)	(D)	(D)
87, ex. 872	Engineering and management services	1	(D)	(D)	(D)	(D)	(D)	(D)

See footnotes at end of table.

Table 6. General Statistics by Selected Industry Group and Kind of Business for Election Districts: 1992—Con.

[Detail may not add to total because of rounding. For meaning of abbreviations and symbols, see introductory text. For explanation of terms, see appendix A]

1992 SIC code	Selected industry group and kind of business	Establishments (number)	Sales and receipts ¹ (\$1,000)	Annual payroll (\$1,000)	First quarter payroll (\$1,000)	Paid employees for pay period including Mar. 12 (number)	Proprietors and partners ² (number)	Unpaid family workers ² (number)
	AGAT -----	31	15 319	2 691	752	199	26	11
	Construction industries and subdividers and developers-----	3	(D)	(D)	(D)	(D)	(D)	(D)
15	General building contractors -----	3	(D)	(D)	(D)	(D)	(D)	(D)
20-39	Manufacturing -----	2	(D)	(D)	(D)	(D)	(D)	(D)
24	Lumber and wood products-----	1	(D)	(D)	(D)	(D)	(D)	(D)
28	Chemicals and allied products -----	1	(D)	(D)	(D)	(D)	(D)	(D)
52-59	Retail trade -----	21	10 462	1 108	212	115	22	10
54	Food stores-----	10	5 729	442	98	37	10	3
55, ex. 554	Automotive dealers, excluding gasoline service stations-----	1	(D)	(D)	(D)	(D)	(D)	(D)
58	Eating and drinking places-----	5	(D)	(D)	(D)	(D)	(D)	(D)
5812	Eating places -----	3	(D)	(D)	(D)	(D)	(D)	(D)
5813	Drinking places-----	2	(D)	(D)	(D)	(D)	(D)	(D)
591	Drug stores and proprietary stores -----	2	(D)	(D)	(D)	(D)	(D)	(D)
59, ex. 591	Miscellaneous retail-----	3	460	95	26	11	2	2
472, 70-79 (ex.702, 704),8072, 8111,84, 871,8731, 8732, 8734,874	Service industries -----	5	(D)	(D)	(D)	(D)	(D)	(D)
70, ex. 702, 704	Hotels and other lodging places-----	1	(D)	(D)	(D)	(D)	(D)	(D)
72	Personal services-----	1	(D)	(D)	(D)	(D)	(D)	(D)
75	Auto repair, services, and parking -----	1	(D)	(D)	(D)	(D)	(D)	(D)
76	Miscellaneous repair services -----	1	(D)	(D)	(D)	(D)	(D)	(D)
87, ex. 872	Engineering and management services -----	1	(D)	(D)	(D)	(D)	(D)	(D)
	ASAN -----	24	20 849	3 842	976	303	17	9
	Construction industries and subdividers and developers-----	2	(D)	(D)	(D)	(D)	(D)	(D)
16	Heavy construction, except building -----	1	(D)	(D)	(D)	(D)	(D)	(D)
17	Special trade contractors-----	1	(D)	(D)	(D)	(D)	(D)	(D)
50-51	Wholesale trade -----	1	(D)	(D)	(D)	(D)	(D)	(D)
51	Nondurable goods -----	1	(D)	(D)	(D)	(D)	(D)	(D)
52-59	Retail trade -----	12	12 985	1 924	487	140	8	6
52	Building materials and garden supplies-----	1	(D)	(D)	(D)	(D)	(D)	(D)
54	Food stores-----	2	(D)	(D)	(D)	(D)	(D)	(D)
55, ex. 554	Automotive dealers, excluding gasoline service stations-----	1	(D)	(D)	(D)	(D)	(D)	(D)
554	Gasoline service stations -----	1	(D)	(D)	(D)	(D)	(D)	(D)
58	Eating and drinking places-----	4	362	35	9	4	4	5
5812	Eating places -----	1	(D)	(D)	(D)	(D)	(D)	(D)
5813	Drinking places -----	3	(D)	(D)	(D)	(D)	(D)	(D)
591	Drug stores and proprietary stores -----	1	(D)	(D)	(D)	(D)	(D)	(D)
59, ex. 591	Miscellaneous retail-----	2	(D)	(D)	(D)	(D)	(D)	(D)
472, 70-79 (ex.702, 704),8072, 8111,84, 871,8731, 8732, 8734,874	Service industries -----	9	6 156	1 513	390	142	7	2
72	Personal services-----	2	(D)	(D)	(D)	(D)	(D)	(D)
75	Auto repair, services, and parking -----	4	538	110	29	10	5	2
78	Motion pictures-----	2	(D)	(D)	(D)	(D)	(D)	(D)
79	Amusement and recreation services -----	1	(D)	(D)	(D)	(D)	(D)	(D)

See footnotes at end of table.

Table 6. General Statistics by Selected Industry Group and Kind of Business for Election Districts: 1992—Con.

[Detail may not add to total because of rounding. For meaning of abbreviations and symbols, see introductory text. For explanation of terms, see appendix A]

1992 SIC code	Selected industry group and kind of business	Establishments (number)	Sales and receipts ¹ (\$1,000)	Annual payroll (\$1,000)	First quarter payroll (\$1,000)	Paid employees for pay period including Mar. 12 (number)	Proprietors and partners ² (number)	Unpaid family workers ² (number)
	BARRIGADA -----	66	42 664	8 196	2 017	515	39	19
	Construction industries and subdividers and developers -----	15	9 769	3 721	942	181	8	2
15	General building contractors -----	5	(D)	(D)	(D)	(D)	(D)	(D)
16	Heavy construction, except building -----	1	(D)	(D)	(D)	(D)	(D)	(D)
17	Special trade contractors -----	8	6 908	2 825	710	126	6	2
6552	Subdividers and developers, n.e.c. -----	1	(D)	(D)	(D)	(D)	(D)	(D)
20-39	Manufacturing -----	1	(D)	(D)	(D)	(D)	(D)	(D)
20	Food and kindred products -----	1	(D)	(D)	(D)	(D)	(D)	(D)
50-51	Wholesale trade -----	5	15 579	834	207	49	1	1
50	Durable goods -----	3	(D)	(D)	(D)	(D)	(D)	(D)
51	Nondurable goods -----	2	(D)	(D)	(D)	(D)	(D)	(D)
52-59	Retail trade -----	29	11 461	1 813	411	143	19	11
52	Building materials and garden supplies -----	2	(D)	(D)	(D)	(D)	(D)	(D)
53	General merchandise stores -----	2	(D)	(D)	(D)	(D)	(D)	(D)
54	Food stores -----	12	6 089	1 005	252	80	8	7
554	Gasoline service stations -----	5	2 225	370	74	26	1	1
58	Eating and drinking places -----	4	1 430	146	16	11	4	-
5812	Eating places -----	3	(D)	(D)	(D)	(D)	(D)	(D)
5813	Drinking places -----	1	(D)	(D)	(D)	(D)	(D)	(D)
59, ex. 591	Miscellaneous retail -----	4	(D)	(D)	(D)	(D)	(D)	(D)
472, 70-79 (ex. 702, 704), 8072, 8111, 84, 871, 8731, 8732, 8734, 874	Service industries -----	16	(D)	(D)	(D)	(D)	(D)	(D)
472	Passenger transportation arrangement -----	1	(D)	(D)	(D)	(D)	(D)	(D)
70, ex. 702, 704	Hotels and other lodging places -----	2	(D)	(D)	(D)	(D)	(D)	(D)
72	Personal services -----	3	(D)	(D)	(D)	(D)	(D)	(D)
73	Business services -----	5	2 516	886	237	69	7	-
75	Auto repair, services, and parking -----	2	(D)	(D)	(D)	(D)	(D)	(D)
76	Miscellaneous repair services -----	1	(D)	(D)	(D)	(D)	(D)	(D)
87, ex. 872	Engineering and management services -----	2	(D)	(D)	(D)	(D)	(D)	(D)
	CHALAN PAGO-ORDOT -----	15	12 758	2 826	816	130	11	6
	Construction industries and subdividers and developers -----	3	(D)	(D)	(D)	(D)	(D)	(D)
15	General building contractors -----	2	(D)	(D)	(D)	(D)	(D)	(D)
17	Special trade contractors -----	1	(D)	(D)	(D)	(D)	(D)	(D)
20-39	Manufacturing -----	1	(D)	(D)	(D)	(D)	(D)	(D)
20	Food and kindred products -----	1	(D)	(D)	(D)	(D)	(D)	(D)
52-59	Retail trade -----	5	(D)	(D)	(D)	(D)	(D)	(D)
54	Food stores -----	3	1 928	148	43	9	4	2
56	Apparel and accessory stores -----	1	(D)	(D)	(D)	(D)	(D)	(D)
58	Eating and drinking places -----	1	(D)	(D)	(D)	(D)	(D)	(D)
5812	Eating places -----	1	(D)	(D)	(D)	(D)	(D)	(D)
472, 70-79 (ex. 702, 704), 8072, 8111, 84, 871, 8731, 8732, 8734, 874	Service industries -----	6	(D)	(D)	(D)	(D)	(D)	(D)
72	Personal services -----	3	(D)	(D)	(D)	(D)	(D)	(D)
73	Business services -----	1	(D)	(D)	(D)	(D)	(D)	(D)
75	Auto repair, services, and parking -----	1	(D)	(D)	(D)	(D)	(D)	(D)
78	Motion pictures -----	1	(D)	(D)	(D)	(D)	(D)	(D)

See footnotes at end of table.

Table 6. General Statistics by Selected Industry Group and Kind of Business for Election Districts: 1992—Con.

[Detail may not add to total because of rounding. For meaning of abbreviations and symbols, see introductory text. For explanation of terms, see appendix A]

1992 SIC code	Selected industry group and kind of business	Establishments (number)	Sales and receipts ¹ (\$1,000)	Annual payroll (\$1,000)	First quarter payroll (\$1,000)	Paid employees for pay period including Mar. 12 (number)	Proprietors and partners ² (number)	Unpaid family workers ² (number)
	DEDED0	259	329 456	67 993	16 384	3 814	110	51
	Construction industries and subdividers and developers	39	106 119	32 741	8 463	1 572	8	3
15	General building contractors	30	83 911	19 771	4 489	1 029	6	3
16	Heavy construction, except building	1	(D)	(D)	(D)	(D)	(D)	(D)
17	Special trade contractors	5	(D)	(D)	(D)	(D)	(D)	(D)
6552	Subdividers and developers, n.e.c.	3	374	61	9	2	—	—
20-39	Manufacturing	5	4 015	2 262	595	154	2	1
20	Food and kindred products	2	(D)	(D)	(D)	(D)	(D)	(D)
27	Printing and publishing	2	(D)	(D)	(D)	(D)	(D)	(D)
39	Miscellaneous manufacturing industries	1	(D)	(D)	(D)	(D)	(D)	(D)
50-51	Wholesale trade	20	43 552	3 618	834	225	4	—
50	Durable goods	10	(D)	(D)	(D)	(D)	(D)	(D)
51	Nondurable goods	10	(D)	(D)	(D)	(D)	(D)	(D)
52-59	Retail trade	125	140 496	18 895	4 127	1 289	58	31
52	Building materials and garden supplies	3	(D)	(D)	(D)	(D)	(D)	(D)
53	General merchandise stores	3	(D)	(D)	(D)	(D)	(D)	(D)
54	Food stores	28	61 870	7 519	1 531	426	19	16
55, ex. 554	Automotive dealers, excluding gasoline service stations	5	10 272	1 520	298	83	—	—
554	Gasoline service stations	2	(D)	(D)	(D)	(D)	(D)	(D)
56	Apparel and accessory stores	26	16 611	2 639	625	222	11	3
57	Furniture and homefurnishings stores	3	(D)	(D)	(D)	(D)	(D)	(D)
58	Eating and drinking places	15	10 784	1 663	329	137	10	7
5812	Eating places	15	10 784	1 663	329	137	10	7
591	Drug stores and proprietary stores	5	1 452	160	41	18	1	—
59, ex. 591	Miscellaneous retail	35	22 372	3 095	807	236	12	4
472, 70-79 (ex. 702, 704), 8072, 8111, 84, 871, 8731, 8732, 8734, 874	Service industries	70	35 274	10 477	2 365	574	38	16
472	Passenger transportation arrangement	6	2 207	252	66	21	—	—
70, ex. 702, 704	Hotels and other lodging places	1	(D)	(D)	(D)	(D)	(D)	(D)
72	Personal services	13	(D)	(D)	(D)	(D)	(D)	(D)
73	Business services	9	3 633	738	167	36	10	5
75	Auto repair, services, and parking	10	2 847	843	203	51	5	—
76	Miscellaneous repair services	8	(D)	(D)	(D)	(D)	(D)	(D)
78	Motion pictures	6	2 088	155	41	18	7	7
79	Amusement and recreation services	6	5 014	1 646	369	154	—	—
81	Legal services	1	(D)	(D)	(D)	(D)	(D)	(D)
87, ex. 872	Engineering and management services	10	7 427	2 852	703	113	1	—
	INARAJAN	9	3 331	759	173	52	9	5
52-59	Retail trade	6	(D)	(D)	(D)	(D)	(D)	(D)
54	Food stores	3	(D)	(D)	(D)	(D)	(D)	(D)
58	Eating and drinking places	3	(D)	(D)	(D)	(D)	(D)	(D)
5812	Eating places	3	(D)	(D)	(D)	(D)	(D)	(D)
472, 70-79 (ex. 702, 704), 8072, 8111, 84, 871, 8731, 8732, 8734, 874	Service industries	3	(D)	(D)	(D)	(D)	(D)	(D)
70, ex. 702, 704	Hotels and other lodging places	1	(D)	(D)	(D)	(D)	(D)	(D)
73	Business services	1	(D)	(D)	(D)	(D)	(D)	(D)
78	Motion pictures	1	(D)	(D)	(D)	(D)	(D)	(D)

See footnotes at end of table.

Table 6. General Statistics by Selected Industry Group and Kind of Business for Election Districts: 1992—Con.

[Detail may not add to total because of rounding. For meaning of abbreviations and symbols, see introductory text. For explanation of terms, see appendix A]

1992 SIC code	Selected industry group and kind of business	Establishments (number)	Sales and receipts ¹ (\$1,000)	Annual payroll (\$1,000)	First quarter payroll (\$1,000)	Paid employees for pay period including Mar. 12 (number)	Proprietors and partners ² (number)	Unpaid family workers ² (number)
	MANGILAO	26	19 801	3 442	890	232	15	8
	Construction industries and subdividers and developers	5	5 170	1 283	424	103	1	—
15	General building contractors	5	5 170	1 283	424	103	1	—
52-59	Retail trade	12	6 719	569	130	38	10	6
54	Food stores.....	7	6 276	472	115	28	6	5
554	Gasoline service stations	1	(D)	(D)	(D)	(D)	(D)	(D)
58	Eating and drinking places.....	3	(D)	(D)	(D)	(D)	(D)	(D)
5812	Eating places	3	(D)	(D)	(D)	(D)	(D)	(D)
59, ex. 591	Miscellaneous retail	1	(D)	(D)	(D)	(D)	(D)	(D)
472, 70-79 (ex. 702, 704), 8072, 8111, 84, 871, 8731, 8732, 8734, 874	Service industries	9	7 912	1 590	336	91	4	2
72	Personal services.....	4	(D)	(D)	(D)	(D)	(D)	(D)
73	Business services	1	(D)	(D)	(D)	(D)	(D)	(D)
78	Motion pictures.....	1	(D)	(D)	(D)	(D)	(D)	(D)
79	Amusement and recreation services	1	(D)	(D)	(D)	(D)	(D)	(D)
84	Museums, botanical, zoological gardens	1	(D)	(D)	(D)	(D)	(D)	(D)
87, ex. 872	Engineering and management services	1	(D)	(D)	(D)	(D)	(D)	(D)
	MERIZO	9	6 363	1 166	294	60	10	—
52-59	Retail trade	5	(D)	(D)	(D)	(D)	(D)	(D)
54	Food stores.....	3	548	1	—	—	5	—
58	Eating and drinking places.....	2	(D)	(D)	(D)	(D)	(D)	(D)
5812	Eating places	2	(D)	(D)	(D)	(D)	(D)	(D)
472, 70-79 (ex. 702, 704), 8072, 8111, 84, 871, 8731, 8732, 8734, 874	Service industries	4	(D)	(D)	(D)	(D)	(D)	(D)
472	Passenger transportation arrangement	1	(D)	(D)	(D)	(D)	(D)	(D)
70, ex. 702, 704	Hotels and other lodging places.....	1	(D)	(D)	(D)	(D)	(D)	(D)
72	Personal services.....	1	(D)	(D)	(D)	(D)	(D)	(D)
73	Business services	1	(D)	(D)	(D)	(D)	(D)	(D)
	MONGMONG-TOTO-MAITE	62	69 170	12 188	3 206	815	31	14
	Construction industries and subdividers and developers	6	10 975	5 427	1 431	278	—	—
15	General building contractors	4	(D)	(D)	(D)	(D)	(D)	(D)
17	Special trade contractors	2	(D)	(D)	(D)	(D)	(D)	(D)
20-39	Manufacturing	6	(D)	(D)	(D)	(D)	(D)	(D)
27	Printing and publishing	5	(D)	(D)	(D)	(D)	(D)	(D)
39	Miscellaneous manufacturing industries	1	(D)	(D)	(D)	(D)	(D)	(D)
50-51	Wholesale trade	3	(D)	(D)	(D)	(D)	(D)	(D)
50	Durable goods	1	(D)	(D)	(D)	(D)	(D)	(D)
51	Nondurable goods	2	(D)	(D)	(D)	(D)	(D)	(D)
52-59	Retail trade	25	46 762	4 533	1 089	367	10	3
52	Building materials and garden supplies.....	3	20 298	1 872	494	208	—	—
53	General merchandise stores	1	(D)	(D)	(D)	(D)	(D)	(D)
54	Food stores.....	6	1 886	262	64	21	3	3
55, ex. 554	Automotive dealers, excluding gasoline service stations.....	1	(D)	(D)	(D)	(D)	(D)	(D)
57	Furniture and homefurnishings stores	4	(D)	(D)	(D)	(D)	(D)	(D)
58	Eating and drinking places.....	3	(D)	(D)	(D)	(D)	(D)	(D)
5812	Eating places	1	(D)	(D)	(D)	(D)	(D)	(D)
5813	Drinking places.....	2	(D)	(D)	(D)	(D)	(D)	(D)
59, ex. 591	Miscellaneous retail	7	(D)	(D)	(D)	(D)	(D)	(D)

See footnotes at end of table.

Table 6. **General Statistics by Selected Industry Group and Kind of Business for Election Districts: 1992—Con.**

[Detail may not add to total because of rounding. For meaning of abbreviations and symbols, see introductory text. For explanation of terms, see appendix A]

1992 SIC code	Selected industry group and kind of business	Establishments (number)	Sales and receipts ¹ (\$1,000)	Annual payroll (\$1,000)	First quarter payroll (\$1,000)	Paid employees for pay period including Mar. 12 (number)	Proprietors and partners ² (number)	Unpaid family workers ² (number)
	MONGMONG-TOTO-MAITE—Con.							
472, 70-79 (ex.702, 704),8072, 8111,84, 871,8731, 8732, 8734,874	Service industries -----	22	8 073	1 578	515	133	18	11
472	Passenger transportation arrangement -----	2	(D)	(D)	(D)	(D)	(D)	(D)
70, ex. 702, 704	Hotels and other lodging places -----	3	1 943	651	273	52	1	—
72	Personal services -----	5	303	46	11	7	6	—
73	Business services -----	4	4 443	622	186	48	3	2
75	Auto repair, services, and parking -----	1	(D)	(D)	(D)	(D)	(D)	(D)
76	Miscellaneous repair services -----	1	(D)	(D)	(D)	(D)	(D)	(D)
78	Motion pictures -----	3	312	65	15	10	4	5
79	Amusement and recreation services -----	2	(D)	(D)	(D)	(D)	(D)	(D)
87, ex. 872	Engineering and management services -----	1	(D)	(D)	(D)	(D)	(D)	(D)
	PITI -----	31	44 115	6 601	1 396	452	15	5
	Construction industries and subdividers and developers -----	2	(D)	(D)	(D)	(D)	(D)	(D)
15	General building contractors -----	2	(D)	(D)	(D)	(D)	(D)	(D)
20-39	Manufacturing -----	1	(D)	(D)	(D)	(D)	(D)	(D)
37	Transportation equipment -----	1	(D)	(D)	(D)	(D)	(D)	(D)
50-51	Wholesale trade -----	2	(D)	(D)	(D)	(D)	(D)	(D)
50	Durable goods -----	1	(D)	(D)	(D)	(D)	(D)	(D)
51	Nondurable goods -----	1	(D)	(D)	(D)	(D)	(D)	(D)
52-59	Retail trade -----	15	21 809	1 965	333	109	9	4
54	Food stores -----	3	3 794	255	50	20	2	2
55, ex. 554	Automotive dealers, excluding gasoline service stations -----	1	(D)	(D)	(D)	(D)	(D)	(D)
554	Gasoline service stations -----	1	(D)	(D)	(D)	(D)	(D)	(D)
58	Eating and drinking places -----	7	2 411	272	72	31	6	2
5812	Eating places -----	2	(D)	(D)	(D)	(D)	(D)	(D)
5813	Drinking places -----	5	(D)	(D)	(D)	(D)	(D)	(D)
59, ex. 591	Miscellaneous retail -----	3	(D)	(D)	(D)	(D)	(D)	(D)
472, 70-79 (ex.702, 704),8072, 8111,84, 871,8731, 8732, 8734,874	Service industries -----	11	10 883	2 350	475	125	5	1
472	Passenger transportation arrangement -----	2	(D)	(D)	(D)	(D)	(D)	(D)
73	Business services -----	2	(D)	(D)	(D)	(D)	(D)	(D)
75	Auto repair, services, and parking -----	1	(D)	(D)	(D)	(D)	(D)	(D)
76	Miscellaneous repair services -----	1	(D)	(D)	(D)	(D)	(D)	(D)
78	Motion pictures -----	1	(D)	(D)	(D)	(D)	(D)	(D)
79	Amusement and recreation services -----	4	1 229	676	166	49	1	—
	SANTA RITA -----	2	(D)	(D)	(D)	(D)	(D)	(D)
	Construction industries and subdividers and developers -----	1	(D)	(D)	(D)	(D)	(D)	(D)
15	General building contractors -----	1	(D)	(D)	(D)	(D)	(D)	(D)
472, 70-79 (ex.702, 704),8072, 8111,84, 871,8731, 8732, 8734,874	Service industries -----	1	(D)	(D)	(D)	(D)	(D)	(D)
73	Business services -----	1	(D)	(D)	(D)	(D)	(D)	(D)

See footnotes at end of table.

Table 6. **General Statistics by Selected Industry Group and Kind of Business for Election Districts: 1992—Con.**

[Detail may not add to total because of rounding. For meaning of abbreviations and symbols, see introductory text. For explanation of terms, see appendix A]

1992 SIC code	Selected industry group and kind of business	Establishments (number)	Sales and receipts ¹ (\$1,000)	Annual payroll (\$1,000)	First quarter payroll (\$1,000)	Paid employees for pay period including Mar. 12 (number)	Proprietors and partners ² (number)	Unpaid family workers ² (number)
	SINAJANA	18	19 009	2 086	544	238	6	3
	Construction industries and subdividers and developers	3	249	116	26	18	2	1
17	Special trade contractors	3	249	116	26	18	2	1
20-39	Manufacturing	2	(D)	(D)	(D)	(D)	(D)	(D)
20	Food and kindred products	2	(D)	(D)	(D)	(D)	(D)	(D)
50-51	Wholesale trade	2	(D)	(D)	(D)	(D)	(D)	(D)
51	Nondurable goods	2	(D)	(D)	(D)	(D)	(D)	(D)
52-59	Retail trade	7	13 543	1 277	339	120	-	-
52	Building materials and garden supplies	1	(D)	(D)	(D)	(D)	(D)	(D)
54	Food stores	2	(D)	(D)	(D)	(D)	(D)	(D)
55, ex. 554	Automotive dealers, excluding gasoline service stations	2	(D)	(D)	(D)	(D)	(D)	(D)
59, ex. 591	Miscellaneous retail	2	(D)	(D)	(D)	(D)	(D)	(D)
472, 70-79 (ex. 702, 704), 8072, 8111, 84, 871, 8731, 8732, 8734, 874	Service industries	4	1 211	299	87	29	2	1
72	Personal services	2	(D)	(D)	(D)	(D)	(D)	(D)
78	Motion pictures	1	(D)	(D)	(D)	(D)	(D)	(D)
87, ex. 872	Engineering and management services	1	(D)	(D)	(D)	(D)	(D)	(D)
	TALOFOFO	13	5 228	838	204	95	9	5
	Construction industries and subdividers and developers	1	(D)	(D)	(D)	(D)	(D)	(D)
17	Special trade contractors	1	(D)	(D)	(D)	(D)	(D)	(D)
52-59	Retail trade	7	4 143	579	139	65	7	5
53	General merchandise stores	1	(D)	(D)	(D)	(D)	(D)	(D)
54	Food stores	1	(D)	(D)	(D)	(D)	(D)	(D)
554	Gasoline service stations	2	(D)	(D)	(D)	(D)	(D)	(D)
58	Eating and drinking places	1	(D)	(D)	(D)	(D)	(D)	(D)
5812	Eating places	1	(D)	(D)	(D)	(D)	(D)	(D)
59, ex. 591	Miscellaneous retail	2	(D)	(D)	(D)	(D)	(D)	(D)
472, 70-79 (ex. 702, 704), 8072, 8111, 84, 871, 8731, 8732, 8734, 874	Service industries	5	(D)	(D)	(D)	(D)	(D)	(D)
472	Passenger transportation arrangement	4	(D)	(D)	(D)	(D)	(D)	(D)
78	Motion pictures	1	(D)	(D)	(D)	(D)	(D)	(D)
	TAMUNING	996	1 833 830	359 322	85 470	21 263	353	144
	Construction industries and subdividers and developers	131	502 851	113 262	26 694	5 714	28	5
15	General building contractors	85	443 583	100 111	23 615	4 910	19	4
16	Heavy construction, except building	6	28 769	4 361	913	195	-	-
17	Special trade contractors	33	27 094	8 393	2 088	588	8	1
6552	Subdividers and developers, n.e.c.	7	3 405	397	78	21	1	-
20-39	Manufacturing	22	34 716	7 348	1 816	412	5	2
20	Food and kindred products	4	(D)	(D)	(D)	(D)	(D)	(D)
27	Printing and publishing	10	7 084	2 644	657	162	2	-
34	Fabricated metal products	2	(D)	(D)	(D)	(D)	(D)	(D)
36	Electronic and other electric equipment	2	(D)	(D)	(D)	(D)	(D)	(D)
37	Transportation equipment	1	(D)	(D)	(D)	(D)	(D)	(D)
38	Instruments and related products	1	(D)	(D)	(D)	(D)	(D)	(D)
39	Miscellaneous manufacturing industries	2	(D)	(D)	(D)	(D)	(D)	(D)
50-51	Wholesale trade	95	182 851	17 339	4 138	911	9	1
50	Durable goods	60	125 667	11 335	2 741	569	5	-
51	Nondurable goods	35	57 184	6 004	1 397	342	4	1

See footnotes at end of table.

Table 6. General Statistics by Selected Industry Group and Kind of Business for Election Districts: 1992—Con.

[Detail may not add to total because of rounding. For meaning of abbreviations and symbols, see introductory text. For explanation of terms, see appendix A]

1992 SIC code	Selected industry group and kind of business	Establishments (number)	Sales and receipts ¹ (\$1,000)	Annual payroll (\$1,000)	First quarter payroll (\$1,000)	Paid employees for pay period including Mar. 12 (number)	Proprietors and partners ² (number)	Unpaid family workers ² (number)
	TAMUNING—Con.							
52-59	Retail trade -----	463	633 016	81 931	19 776	5 620	218	115
52	Building materials and garden supplies-----	10	28 516	3 470	855	208	5	—
53	General merchandise stores -----	11	8 585	1 958	479	74	7	5
54	Food stores-----	43	57 987	6 041	1 431	425	20	5
55, ex. 554	Automotive dealers, excluding gasoline service stations-----	12	42 969	5 734	1 284	258	2	1
554	Gasoline service stations -----	4	28 086	2 779	641	147	2	—
56	Apparel and accessory stores-----	91	45 721	8 743	2 054	597	72	41
57	Furniture and homefurnishings stores -----	19	26 348	3 816	906	187	11	3
58	Eating and drinking places-----	129	89 701	22 269	5 481	1 993	60	49
5812	Eating places -----	91	72 244	16 849	4 220	1 515	44	41
5813	Drinking places -----	38	17 457	5 420	1 261	478	16	8
591	Drug stores and proprietary stores -----	4	6 780	1 132	250	60	1	1
59, ex. 591	Miscellaneous retail -----	140	298 323	25 989	6 395	1 671	38	10
472, 70-79 (ex. 702, 704), 8072, 8111, 84, 871, 8731, 8732, 8734, 874	Service industries -----	285	480 396	139 442	33 046	8 606	93	21
472	Passenger transportation arrangement -----	41	63 641	17 768	4 274	748	3	—
70, ex. 702, 704	Hotels and other lodging places-----	39	286 274	87 407	20 535	5 840	4	1
72	Personal services-----	36	6 326	1 149	283	150	31	9
73	Business services -----	39	36 776	8 699	2 165	544	18	2
75	Auto repair, services, and parking -----	40	24 109	5 633	1 285	348	12	—
76	Miscellaneous repair services -----	15	(D)	(D)	(D)	(D)	(D)	(D)
78	Motion pictures-----	14	6 406	926	248	109	11	5
79	Amusement and recreation services -----	31	29 890	7 989	1 840	454	4	1
81	Legal services-----	2	(D)	(D)	(D)	(D)	(D)	(D)
87, ex. 872	Engineering and management services -----	28	19 559	7 554	1 880	304	3	2
	UMATAC -----	3	(D)	(D)	(D)	(D)	(D)	(D)
52-59	Retail trade -----	3	(D)	(D)	(D)	(D)	(D)	(D)
54	Food stores-----	3	(D)	(D)	(D)	(D)	(D)	(D)
	YIGO -----	48	15 948	2 563	621	195	29	18
	Construction industries and subdividers and developers-----	3	(D)	(D)	(D)	(D)	(D)	(D)
15	General building contractors -----	3	(D)	(D)	(D)	(D)	(D)	(D)
50-51	Wholesale trade -----	3	(D)	(D)	(D)	(D)	(D)	(D)
51	Nondurable goods -----	3	(D)	(D)	(D)	(D)	(D)	(D)
52-59	Retail trade -----	27	10 661	1 190	268	91	16	12
52	Building materials and garden supplies-----	1	(D)	(D)	(D)	(D)	(D)	(D)
53	General merchandise stores -----	1	(D)	(D)	(D)	(D)	(D)	(D)
54	Food stores-----	10	5 454	523	115	32	6	4
55, ex. 554	Automotive dealers, excluding gasoline service stations-----	2	(D)	(D)	(D)	(D)	(D)	(D)
554	Gasoline service stations -----	1	(D)	(D)	(D)	(D)	(D)	(D)
56	Apparel and accessory stores-----	3	(D)	(D)	(D)	(D)	(D)	(D)
57	Furniture and homefurnishings stores -----	1	(D)	(D)	(D)	(D)	(D)	(D)
58	Eating and drinking places-----	7	454	119	26	9	6	2
5812	Eating places -----	4	226	82	18	6	5	1
5813	Drinking places -----	3	228	37	8	3	1	1
59, ex. 591	Miscellaneous retail -----	1	(D)	(D)	(D)	(D)	(D)	(D)
472, 70-79 (ex. 702, 704), 8072, 8111, 84, 871, 8731, 8732, 8734, 874	Service industries -----	15	1 817	632	161	56	10	4
72	Personal services-----	5	197	50	10	3	3	2
73	Business services -----	5	981	428	115	45	4	—
78	Motion pictures-----	2	(D)	(D)	(D)	(D)	(D)	(D)
79	Amusement and recreation services -----	1	(D)	(D)	(D)	(D)	(D)	(D)
87, ex. 872	Engineering and management services -----	2	(D)	(D)	(D)	(D)	(D)	(D)

See footnotes at end of table.

Table 6. General Statistics by Selected Industry Group and Kind of Business for Election Districts: 1992—Con.

[Detail may not add to total because of rounding. For meaning of abbreviations and symbols, see introductory text. For explanation of terms, see appendix A]

1992 SIC code	Selected industry group and kind of business	Establishments (number)	Sales and receipts ¹ (\$1,000)	Annual payroll (\$1,000)	First quarter payroll (\$1,000)	Paid employees for pay period including Mar. 12 (number)	Proprietors and partners ² (number)	Unpaid family workers ² (number)
	YONA	17	15 173	4 407	1 130	316	12	8
	Construction industries and subdividers and developers	1	(D)	(D)	(D)	(D)	(D)	(D)
15	General building contractors	1	(D)	(D)	(D)	(D)	(D)	(D)
52-59	Retail trade	8	(D)	(D)	(D)	(D)	(D)	(D)
54	Food stores	6	(D)	(D)	(D)	(D)	(D)	(D)
554	Gasoline service stations	1	(D)	(D)	(D)	(D)	(D)	(D)
58	Eating and drinking places	1	(D)	(D)	(D)	(D)	(D)	(D)
5812	Eating places	1	(D)	(D)	(D)	(D)	(D)	(D)
472, 70-79 (ex. 702, 704), 8072, 8111, 84, 871, 8731, 8732, 8734, 874	Service industries	8	9 575	2 487	565	145	3	-
72	Personal services	1	(D)	(D)	(D)	(D)	(D)	(D)
73	Business services	2	(D)	(D)	(D)	(D)	(D)	(D)
75	Auto repair, services, and parking	1	(D)	(D)	(D)	(D)	(D)	(D)
78	Motion pictures	1	(D)	(D)	(D)	(D)	(D)	(D)
79	Amusement and recreation services	2	(D)	(D)	(D)	(D)	(D)	(D)
87, ex. 872	Engineering and management services	1	(D)	(D)	(D)	(D)	(D)	(D)

¹For construction and manufacturing, see appendix A for explanation of terms and problems of duplication.

²Includes only those who worked 15 hours or more during week including Mar. 12.

Table 7. Detailed Statistics for Hotels and Motels: 1992 and 1987

[Detail may not add to total because of rounding. For meaning of abbreviations and symbols, see introductory text. For explanation of terms, see appendix A]

Item	1992	1987	Item	1992	1987
Establishments	53	35	Selected receipts from other sources	8 411	10 614
Guestrooms as of Dec. 31	6 824	3 879			
Receipts from customers, excluding taxes	\$1,000.. 307 706	140 278	Payroll and employment:		
Guestroom rentals	165 998	71 363	Annual payroll	94 321	33 147
Meals and nonalcoholic beverages	80 016	42 110	First quarter payroll	22 340	7 010
Alcoholic beverages	18 539	7 886	Employees for pay period including Mar. 12	6 213	2 786
Sales of other merchandise	15 516	12 289	Proprietors and partners ¹	5	-
Other receipts from customers	27 637	6 630	Unpaid family workers ¹	1	-

¹Includes only those who worked 15 hours or more during week including Mar. 12.

Appendix A.

General Explanation

CENSUS COVERAGE AND METHODOLOGY

Structure and method of enumeration. The 1992 Economic Census of Guam was conducted using a combination of mail and personal enumeration. The coverage and method of obtaining census information follow:

1. **Mail census.** A census report form was mailed to all employer firms (employers of one person or more) classified as being within the scope of the census. One single report form was used to collect data by mail. Firms were instructed to return the completed report form by mail.
2. **Personal enumeration.** Personal interviews were conducted to obtain data from establishments not known to the Census Bureau at the time of the mailout and establishments which did not return a report form.

The Government of Guam collected the data under the provisions in title 13 of the United States Code, section 191(b). A staff member of the Guam Department of Commerce supervised the field enumeration. The project leader and the enumerators were trained in Tamuning by staff from the Bureau of the Census.

The island was divided into 19 enumeration districts (ED's), one or more of which were assigned to an enumerator. The enumerator was provided with a map of the assigned ED, a list of establishments for which a report form had been received, a record book, and a supply of forms. The enumerator was instructed to systematically canvass the entire ED and enter in the record book the name of each establishment. Establishments within the scope of the census for which a form had not been received were enumerated using report form OA-9863. Upon completing work in an ED, the enumerator turned over the record book, report forms, and related materials to the supervisor. Quality checks were performed during enumeration to ensure that the area had been completely canvassed and all necessary reports were obtained.

The census covered individual construction, manufacturing, wholesale, retail, and some service establishments. Construction, manufacturing, and wholesale establishments with no paid employees for the entire year of 1992 are excluded from this publication. Peddlers and other itinerant vendors without established places of business were not canvassed, since they are out of the scope of the census.

Each establishment was assigned a kind-of-business code from the *1987 Standard Industrial Classification Manual*¹ (SIC) based on the respondent's answers to the questions on main business or the primary activity of the establishment based on sources of sales or receipts.

EXPLANATION OF TERMS

Sales and receipts. Sales and receipts include merchandise sold (excluding excise taxes), value of products shipped, receipts from repairs and other services to customers, and delivery and carrying charges, whether or not payment was received in 1992. Sales are net after deductions for refunds and allowances for merchandise returned by customers. Sales and receipts also include income from business activity classified in a major category different from the one assigned to the establishment; e.g., wholesalers may have receipts from sales at retail, and, similarly, retailers may have receipts from sales at wholesale. Receipts exclude amounts other than those received from customers, such as income from investments and rental of real estate.

Figures may contain duplication since products of some industries are used as materials for others and work (and receipts) of one firm may be subcontracted to other firms and included in the other firm's receipts.

Firms. A firm is a business organization or entity consisting of one or more domestic establishments (locations) under common ownership or control. All establishments of subsidiary firms are included as part of the owning or controlling firm. For the economic censuses, the terms "firm" and "company" are synonymous.

Annual payroll. Payroll includes all forms of compensation, such as salaries, wages, commissions, bonuses, vacation allowances, sick-leave pay, and the value of payments-in-kind (e.g., free meals and lodging) paid during the year to all employees. It also includes tips and gratuities received by employees from patrons and reported to employers. For corporations, it includes amounts paid to officers and executives; for unincorporated businesses, it

¹*Standard Industrial Classification Manual: 1987.* For sale by Superintendent of Documents, U.S. Government Printing Office, Washington, DC 20402. Stock No. 041-001-00314-2.

does not include profit or other compensation to proprietors and partners. Payroll is reported before deductions for social security, income tax, insurance, union dues, etc.

First quarter payroll. This item consists of payroll, as defined above, paid to persons employed at any time during the quarter January to March 1992.

Paid employees for the pay period including March 12. Paid employees, including salaried officers and executives of corporations, are those full- and part-time employees who were on the payroll during the pay period including March 12, 1992. Included are employees on paid sick leave, paid holidays, and paid vacations. Proprietors and partners of unincorporated businesses are not included.

Proprietors and partners, working. Proprietors and partners are owners or partners of unincorporated businesses who worked 15 hours or more during the week which included March 12, 1992.

Unpaid family workers. This item includes all unpaid family members who worked 15 hours or more during the week which included March 12, 1992.

Legal form of organization. The legal form of organization for firms was based on the response to the organizational status questions on the census report forms.

KIND-OF-BUSINESS CLASSIFICATIONS

Establishments covered in the 1992 census were assigned a kind-of-business classification in accordance with the provisions of the 1987 SIC Manual. However, the limited number of establishments in most classifications at the detail level would necessitate extensive suppression of data to avoid disclosing figures for individual business organizations. Therefore, the data in this report are usually shown for SIC major groups or other SIC combinations.

Following are selected kind-of-business descriptions.

Construction (SIC Division C, Major Groups 15, 16, 17, and 6552)

This division includes establishments primarily engaged in construction. The term "construction" includes new work, additions, alterations, and repairs. There are three broad types of construction activity:

1. **Building construction by general contractors and operative builders (Major Group 15).** This major group includes general contractors and operative builders primarily engaged in the construction of residential, farm, industrial, commercial, or other buildings. General building contractors who combine a special trade with the contracting are included in this major group.

2. **Heavy construction other than building construction by contractors (Major Group 16).** This major group includes general contractors primarily engaged in heavy construction other than building, such as highways and streets, bridges, sewers, railroads, irrigation projects, flood control projects and marine construction, and special trade contractors primarily engaged in activities of a type that are clearly specialized to such heavy construction and are not normally performed on buildings or building-related projects. Specialized activities that are covered here include grading for highways and airport runways; guardrail construction; installation of highway signs; trenching; underwater rock removal; and asphalt and concrete construction of roads, highways, streets, and public sidewalks.

3. **Construction by special trade contractors (Major Group 17).** This major group includes special trade contractors who undertake activities of a type that are specialized either to building construction, including work on mobile homes, or to both building and non-building projects. These activities include painting (including bridge painting and traffic lane painting), electrical work (including work on bridges, power lines, and power plants), carpentry work, plumbing, heating, air-conditioning, roofing, and sheet metal work. Special trade contractors may work on subcontract from the general contractor, performing only part of the work covered by the general contract, or they may work directly for the owner. Special trade contractors for the most part perform their work at the site of construction, although they also may have shops where they perform work incidental to the job site.

Land subdividers and developers, except cemeteries (SIC 6552). Establishments primarily engaged in subdividing real property into lots, except cemetery lots, and in developing it for resale on their own account. Establishments primarily engaged in developing lots for others are classified in industry 1794.

Manufacturing (SIC Division D, Major Groups 20 through 39)

This division includes establishments engaged in the mechanical or chemical transformation of materials or substances into new products. These establishments are usually described as plants, factories, or mills, and characteristically use power-driven machines and materials handling equipment.

Food and Kindred Products (SIC Major Group 20)

This major group includes establishments manufacturing or processing foods and beverages for human consumption, and certain related products, such as manufactured ice, chewing gum, vegetable and animal fats and oils, and prepared feeds for animals and fowls.

Textile Mill Products (SIC Major Group 22)

This major group includes establishments engaged in performing any of the following operations: (1) preparation of fiber and subsequent manufacturing of yarn, thread, braids, twine, and cordage; (2) manufacturing broadwoven, narrow woven, and knit fabrics; and carpets and rugs from yarn; (3) dyeing and finishing fiber, yarn, fabrics, and knit apparel; (4) coating, waterproofing, or otherwise treating fabrics; (5) the integrated manufacture of knit apparel and other finished articles from yarn; and (6) the manufacture of felt goods, lace goods, nonwoven fabrics, and miscellaneous textiles.

Apparel and Other Finished Products Made From Fabrics and Similar Materials (SIC Major Group 23)

This major group, known as the cutting-up and needle trades, includes establishments producing clothing and fabricating products by cutting and sewing purchased woven or knit textile fabrics and related materials, such as leather, rubberized fabrics, plastics, and furs. Also included are establishments that manufacture clothing by cutting and joining (for example, by adhesives) materials such as paper and nonwoven textiles.

Printing, Publishing, and Allied Industries (SIC Major Group 27)

This major group includes establishments engaged in printing by one or more common processes, such as letterpress; lithography (including offset), gravure, or screen; and those establishments which perform services for the printing trade, such as bookbinding and plate making. This major group also includes establishments engaged in publishing newspapers, books, and periodicals, regardless of whether or not they do their own printing.

Stone, Clay, Glass, and Concrete Products (SIC Major Group 32)

This major group includes establishments engaged in manufacturing flat glass and other glass products, cement, structural clay products, pottery, concrete and gypsum products, cut stone, abrasive and asbestos products, and other products from materials taken principally from the earth in the form of stone, clay, and sand.

Miscellaneous Manufacturing Industries (SIC Major Group 39)

This major group includes establishments primarily engaged in manufacturing products not classified in any other manufacturing major group. Industries in this group fall into the following categories: jewelry, silverware, and plated ware; musical instruments; dolls, toys, games, and sporting

and athletic goods; pens, pencils, and artists' materials; buttons, costume novelties, miscellaneous notions; brooms and brushes; caskets; and other miscellaneous manufacturing industries.

Wholesale Trade (SIC Division F, Major Groups 50 and 51)

This division includes establishments or places of business primarily engaged in selling merchandise to retailers; industrial, commercial, institutional, farm or professional business users; other wholesalers; or to government agencies (Federal and local); or acting as agents or brokers in buying merchandise for or selling merchandise to such persons or companies. Importers selling merchandise at wholesale and exporters also are included in wholesale trade.

Durable Goods (SIC Major Group 50)

This major group includes establishments primarily engaged in the wholesale distribution of durable goods.

Nondurable Goods (SIC Major Group 51)

This major group includes establishments primarily engaged in the wholesale distribution of nondurable goods.

Retail Trade (SIC Division G, Major Group 52 through 59)

This division includes establishments engaged in selling merchandise for personal or household consumption and in rendering services incidental to the sale of the goods. Exceptions are necessitated by trade practices. For example, lumber yards and paint, glass, and wallpaper stores are included in retail trade if they sell to the general public, even if a higher proportion of their sales is made to contractors. Establishments engaged in selling products to the general public from displayed merchandise, such as typewriters, stationery, or gasoline, are classified in retail trade even though such products may not be used for personal or household consumption. However, establishments that sell exclusively to business establishments, institutional and industrial users, or contractors are classified in wholesale trade.

Other important characteristics of retail trade establishments are that they are usually fixed places of business; are engaged in activities to attract the general public to buy; buy or receive as well as sell merchandise; they may process their products, although processing is incidental or subordinate to selling; and are considered as retail in the trade. Not all of these characteristics need to be present and some are modified by trade practices.

In general, retail establishments were classified according to the principal lines of commodities sold (groceries, hardware, etc.) or the usual trade designation (drug store, cigar store, etc.).

Kind-of-business classifications are not interchangeable with commodity classifications; most businesses sell several kinds of commodities. The kind-of-business code generally reflects either the individual commodity or the commodity group which is the primary source of the establishment's receipts, or some mixture of commodities which characterizes the establishment's business. Thus, the classification of establishments by kind of business generally does not make it possible to determine either the number of establishments handling a particular commodity or the sales of that commodity. For example, the food stores classification excludes stores selling food if the sale of food is not the primary source of receipts; moreover, even though stores are classified as food stores some of their receipts may be derived from the sale of nonfood products.

Building Materials, Hardware, Garden Supply, and Mobile Home Dealers (SIC Major Group 52)

This major group includes retail establishments primarily engaged in selling lumber and other building materials; paint, glass, and wallpaper; hardware; nursery stock; lawn and garden supplies; and mobile homes.

General Merchandise Stores (SIC Major Group 53)

This major group includes retail stores which sell a number of lines of merchandise, such as dry goods, apparel and accessories, furniture and home furnishings, small wares, hardware, and food. The stores included in this group are known as department stores, variety stores, general merchandise stores, and general stores. Establishments primarily engaged in selling used general merchandise are classified in Industry Group 593, those selling general merchandise by mail, vending machine, or direct selling are classified in Industry Group 596.

Food Stores (SIC Major Group 54)

This major group includes retail stores primarily engaged in selling food for home preparation and consumption. Establishments primarily engaged in selling prepared foods and drinks for consumption on the premises are classified in Major Group 58, and stores primarily engaged in selling packaged beers and liquors are classified in Industry 5921.

Grocery stores (SIC 541). Establishments primarily selling a wide variety of canned or frozen foods such as vegetables, fruits, and soups; packaged or bulk dry groceries, such as tea, coffee, cocoa, dried fruits, spices, sugar, flour, and crackers; and other processed foods and nonedible grocery items. These establishments often sell smoked and prepared meats, fresh fish and poultry, fresh vegetables and fruits, and fresh or frozen meats. Establishments commonly known as supermarkets, food stores,

and delicatessens are included if receipts from sales of groceries and food items for off-premise preparation and consumption are 50 percent or more of total sales.

Automotive Dealers and Gasoline Service Stations (SIC Major Group 55)

This major group includes retail dealers selling new and used automobiles, boats, recreational and utility trailers, motorcycles, and mopeds; those selling new automobile parts and accessories; and gasoline service stations. It includes establishments dealing exclusively in used automobiles, but not establishments dealing exclusively in used parts (SIC 5015). Also included are automobile repair shops maintained by establishments engaged in the sale of new automobiles. Automotive distributors, the greater part of whose sales are to dealers or to institutional or industrial users, are classified in wholesale trade.

Motor vehicle dealers (new and used) (SIC 551). Establishments primarily engaged in the sale of new automobiles or new and used automobiles. They usually have a service and parts department.

Auto and home supply stores (SIC 553). Establishments primarily engaged in selling automobile tires, batteries, and accessories. They frequently sell household appliances, radios, television sets, sporting and recreational goods, toys, housewares, and hardware, no one of which accounts for over 49 percent of total sales.

Gasoline service stations (SIC 554). Establishments primarily selling gasoline and automotive lubricants. Usually these establishments also sell tires, batteries, and accessories, and perform minor repair work and services. Establishments called garages, but deriving more than half of their receipts from the sale of gasoline and automotive lubricants, are included.

Boat dealers (SIC 555). Establishments primarily engaged in the retail sale of new and used motorboats and other watercraft, including parts, accessories, marine supplies, and outboard motors.

Apparel and Accessory Stores (SIC Major Group 56)

Establishments in this major group are primarily engaged in selling clothing of all kinds and related articles for personal wear and adornment. Not included are establishments which meet the criteria for "Department stores" (SIC 5311) or "Miscellaneous general merchandise stores" (SIC 5399) even though most of their receipts are from the sale of apparel and apparel accessories.

Women's clothing stores (SIC 562). Establishments primarily selling women's and girls' ready-to-wear apparel. Establishments are included in this category if (1) sales of all types of apparel (except as noted in the definition for

general merchandise group stores) account for 50 percent or more of total sales, (2) sales of all women's and girls' apparel are three or more times the sales of men's and boys' apparel, and (3) sales of dresses, skirts, slacks, coats, suits, and furs are two or more times greater than the sales of millinery, hosiery, underwear, blouses, handbags, and other apparel and accessories.

Women's accessory and specialty stores (SIC 563). Establishments primarily engaged in the retail sale of women's accessories and specialties, such as millinery, blouses, foundation garments, lingerie, hosiery, costume jewelry, gloves, handbags, and furs (including custom-made furs).

Children's and infants' wear stores (SIC 564). Establishments primarily engaged in the retail sale of children's and infants' clothing, furnishings, and accessories. They may specialize in either children's or infants' wear or sell a combination of children's and infants' wear.

Family clothing stores (SIC 565). Establishments primarily selling clothing, furnishings, and accessories for men, women, and children, without specializing in any one line. Establishments are included in this category if (1) sales of all types of apparel (except as noted in the definition for general merchandise group stores) account for 50 percent or more of their total sales, (2) sales of all women's and girls' apparel are not more than three times the sales of men's and boys' apparel, and (3) sales of men's and boys' apparel are not more than three times the sales of all women's and girls' apparel.

Home Furniture, Furnishings, and Equipment Stores (SIC Major Group 57)

This major group includes retail stores selling goods used for furnishing the home, such as furniture, floor coverings, and other household electrical and gas appliances. Establishments selling electrical and gas appliances are included in this group only if the major part of their sales consists of articles for home use. Dealers primarily engaged in selling antique and secondhand furniture are classified in SIC 593. Stores primarily engaged in selling merchandise but also providing an interior decorating service are classified according to the merchandise handled.

Eating and Drinking Places (SIC Major Group 58)

This major group includes retail establishments selling prepared foods and drinks for consumption on the premises; it also includes lunch counters and refreshment stands selling prepared foods and drinks for immediate consumption. Restaurants, lunch counters, and drinking places operated as a subordinate service facility by other establishments are not included in this industry unless they are operated as leased departments by outside operators.

Thus, restaurants and coffee shops operated by hotels are classified in SIC major group 70, and those operated by department stores are classified in SIC major group 53.

Eating places (SIC 5812). Establishments primarily engaged in the retail sale of prepared foods and drinks for on-premise or immediate consumption. Caterers and industrial and institutional food services establishments also are included in this industry.

Drinking places (alcoholic beverages) (SIC 5813). Establishments primarily engaged in the retail sale of alcoholic drinks such as beer, ale, wine, and liquor for consumption on the premises. The sale of food frequently accounts for a substantial portion of the receipts of these establishments.

Miscellaneous Retail (SIC Major Group 59)

This major group includes retail establishments, not elsewhere classified. These establishments fall into the following categories: drug stores, liquor stores, used merchandise stores, miscellaneous shopping goods stores, nonstore retailers, fuel dealers, and miscellaneous retail stores, not elsewhere classified.

Services (SIC Division I, Major Groups 472; 70 through 79, except 702 and 704; and 8072, 8111, 84, 871, 8731, 8732, 8734, and 874)

This division includes establishments primarily engaged in rendering a wide variety of services to individuals, business and government establishments, and other organizations.

Arrangement of Passenger Transportation (SIC Industry 472)

Establishments primarily engaged in furnishing travel information and acting as agents in arranging tours, transportation, rental cars, and lodging for travelers are classified in this industry. Tour operators primarily engaged in arranging and assembling tours for sale through travel agents or selling their own tours directly to travelers are also included in this industry. Establishments primarily engaged in arranging passenger transportation, such as ticket offices, not operated by transportation companies, for railroads, buses, ships, and airlines are classified as part of this industry.

Hotels, Rooming Houses, Camps, and Other Lodging Places (SIC Major Group 70, except 702 and 704)

This major group includes commercial and noncommercial establishments engaged in furnishing lodging, or lodging and meals, and camping space and camping facilities.

Hotels and Motels (SIC 7011). Commercial establishments, known to the public as hotels, motor hotels, motels, or tourist courts, primarily engaged in providing lodging, or lodging and meals, for the general public. Hotels which are operated by membership organizations and open to the general public are included in this industry. Hotels operated by organizations for their members only are classified in industry 7041. Apartment hotels are classified in Real Estate, Industry 6513; rooming and boarding houses are classified in Industry 7021; and sporting and recreational camps are classified in Industry 7032.

Personal Services (SIC Major Group 72)

This major group includes establishments primarily engaged in providing services generally to individuals, such as laundries, dry cleaning plants, portrait photographic studios, and beauty and barber shops. Also included are establishments operating as industrial launderers and those primarily engaged in providing linen supply services to commercial and business establishments.

Laundry, cleaning, and garment services (SIC 721). Establishments primarily engaged in operating mechanical laundries or furnishing laundry services, linen supply houses and industrial launderers, diaper service establishments, self-service laundries, and dyeing plants.

Beauty shops (SIC 723). Establishments primarily engaged in providing beauty services or both beauty and barber services. Beauty and cosmetology schools also are included. Beauty shop concessions (owned and operated by concessionaires) in hotels, department stores, etc., are classified in this industry and treated as separate establishments. However, beauty shops owned by and operated as part of other businesses (e.g., hotels, department stores) are considered part of the main establishment.

Barber shops (SIC 724). Establishments primarily engaged in providing barber and men's hair styling services. Barber colleges also are included. Barber shop concessions (owned and operated by concessionaires) in hotels, department stores, etc., are classified in this industry and treated as separate establishments. However, barber shops owned by and operated as part of other businesses (e.g., hotels, department stores) are considered part of the main establishment.

Business Services (SIC Major Group 73)

This major group includes establishments primarily engaged in rendering services, not elsewhere classified, to business establishments on a contract or fee basis, such as advertising, credit reporting, collection of claims, mailing, reproduction, stenographic, news syndicates, computer programming, photocopying, duplicating, data processing, services to buildings, and help supply services. Establishments

primarily engaged in providing engineering, accounting, research, management, and related services are classified in Major Group 87. Establishments which provided specialized services closely allied to activities covered in other division are classified in such divisions.

Automotive Repair, Services, and Parking (SIC Major Group 75)

This major group includes establishments primarily engaged in furnishing automotive repair, parking, rental, and other services to the general public. Similar facilities owned and operated by concerns for their own use and not available to the general public are treated as auxiliary establishments of those concerns and are not included here. Automobile repair departments maintained by establishments engaged in the sale of new automobiles are classified in retail trade, as are gasoline service stations (where sales of merchandise, including fuel, exceed repair receipts). Automobile driving instructions is not included in the census.

Automotive rental and leasing, without drivers (SIC 751). Establishments primarily engaged in daily or extended-term rental or leasing of passenger automobiles, trucks, truck tractors and trailers, and other automotive equipment without drivers. Establishments primarily engaged in finance leasing are not included in the census.

Automotive repair shops (SIC 753). Establishments primarily engaged in the general repair of automotive vehicles; in the repair of automotive tops, bodies, and interiors; in repairing and retreading automotive tires; in automotive painting and refinishing; in automotive glass replacement; and in specialized automotive repair, such as fuel service, brake relining, and exhaust system repair.

Miscellaneous Repair Services (SIC Major Group 76)

This major group includes establishments primarily engaged in miscellaneous repair service. Repair departments of retail dealers or manufacturers are not included unless operated as separate establishments and reported as such. This group does not include some repair services, of which the more important are: repair to structures (classified in Construction); automotive repair services, classified in SIC Major Group 75; garment and shoe repair, classified in SIC Major Group 72; and computer maintenance repair services, classified in SIC Major Group 73. Excluded are ship and boat and railroad repair shops, which are classified in manufacturing.

Electrical repair shops (SIC 762). Establishments primarily engaged in servicing and repairing radios, television sets, phonographs, high fidelity (hi-fi) or stereophonic equipment, and tape recorders. Also included are establishments engaged in installing and repairing television;

amateur and citizens' band antennas; installing and servicing radio transmitting and receiving equipment in home offices, small boats, automobiles, or other vehicles; servicing and repairing household and commercial refrigerators, and air-conditioning and refrigeration equipment; or primarily engaged in repairing electrical and electronic equipment not elsewhere classified, such as electrical household appliances and electrical and electronic industrial equipment. This industry does not include establishments primarily engaged in the installation, repair, or maintenance of radio and television broadcasting equipment (as distinguished from low-powered business, amateur, and personal radio communication equipment); industrial or commercial electronic devices such as diathermy, x-ray, heat-treating, and welding equipment; electronic computers and similar devices (SIC 7378). Establishments primarily engaged in servicing and repairing gas refrigeration equipment are classified in SIC 7699.

Motion Pictures and Amusement and Recreation Services (SIC Major Group 78 and 79)

These major groups include establishments primarily engaged in providing amusement, recreation, or entertainment, including producing and distributing motion pictures, exhibiting motion pictures in commercially operated theaters, and furnishing services to the motion picture industry. The term "motion pictures" includes similar production for television or other media using film tape or other means.

Legal Services (SIC Industry 8111)

Establishments, the head or heads of which are members of the bar, engaged in offering legal advice or services.

Museums, Art Galleries, and Botanical and Zoological Gardens (SIC Major Group 84)

This major group includes museums, art galleries, arboreta, and botanical and zoological gardens. These establishments are often of historical, educational, or cultural interest.

Engineering, Architectural, and Surveying Services (SIC Industry 871)

Establishments primarily engaged in performing professional services in the fields of architecture, engineering, and land surveying. Graphic arts and related design are classified in SIC 7336; drafting services and systems engineering or design (not computer related) in SIC 7389; and computer related systems engineering or design in SIC 737. Establishments primarily engaged in construction contracting are classified in construction. Landscape architects are classified in agricultural services and are not included in the census.

Management and Public Relations Services (SIC Industry 874)

Establishments primarily engaged in furnishing general or specialized management services on a day to day basis and on a contract or fee basis. Also included in this industry are the management consulting services, the public relations services, the facilities support management services, and other business consulting services.

Appendix B. **Report Form and Information Sheet**

The report form and information sheet are shown on the following pages.

Publication Program

1992 ECONOMIC CENSUS OF OUTLYING AREAS

Publications of the 1992 Economic Census of the Outlying Areas containing data on construction, manufacturing, retail trade, wholesale trade, and service establishments are described below.

Printed Reports

Puerto Rico—4 reports
(OA92-E-1 to -4)

Retail Trade, Wholesale Trade, and Service Industries

Geographic Area Statistics (OA92-E-1). The area report presents data for the wholesale and retail trades and service industries. It includes varied kind-of-business detail on number of establishments, sales or receipts, payroll, employment, proprietors and partners working, legal form of organization, and type of firm. Data are presented for Puerto Rico, commercial regions, and municipios. Retail trade data include total and selling floor space, franchise holders, and class of customer for selected kinds of business. Wholesale trade data on inventories, operating expenses, class of customer, and employment by principal activity are presented by kind of business. Data for hotels and motels by type of receipts and number of rooms are published for service industries.

Subject Series (OA92-E-2). The subject report presents commodity and merchandise line sales data for retail and wholesale trade by kind of business for Puerto Rico.

Construction Industries

Construction Industries (OA92-E-3). This report presents summary, industry, and geographic area statistics. The industry chapter presents 1992 data for industries on the number of construction establishments; value of construction work; employment; proprietors and partners working; payroll; hours worked; payments to subcontractors; payments for materials, components, and supplies; payments for power, fuels, and lubricants; payments for selected purchased services; payments for rental of machinery, equipment, and structures; value added; and capital expenditures during the year. Selected data are shown for selected industries by geographic location of establishments and by legal form of organization. Data are also provided for establishments by employment size.

Manufactures

Manufactures (OA92-E-4). This report includes data on the number of establishments, employment, proprietors and partners working, payroll, value of shipments, value

added by manufactures, class of customer, inventories, costs of materials, capital expenditures, products, and country of destination. Statistics are shown by industry and geographic area.

Virgin Islands of the United States—1 report
(OA92-E-5)

This report presents data by kind of business for construction industries, manufactures, retail trade, wholesale trade, and service industries. In addition to data for the Virgin Islands as a whole, data are presented for St. Thomas and St. John (combined to prevent disclosure problems), St. Croix, and the towns of Charlotte Amalie, Christiansted, and Frederiksted.

Guam—1 report
(OA92-E-6)

This report presents data by kind of business for construction industries, manufactures, retail trade, wholesale trade, and service industries. Tables present data for Guam and its election districts.

Northern Mariana Islands—1 report
(OA92-E-7)

This report presents data by kind of business for construction industries, manufactures, retail trade, wholesale trade, and service industries. Tables present data for the Northern Mariana Islands and the four municipalities.

ELECTRONIC MEDIA

Data also are available in electronic form. These products provide the same information found in the printed reports. Electronic products are sold by Data User Services Division, Customer Services, Bureau of the Census, Washington, DC 20233-8300.

OTHER ECONOMIC CENSUS REPORTS

Data on retail trade, wholesale trade, service industries, construction industries, manufactures, mineral industries, enterprise statistics, minority-owned businesses, women-owned businesses, and transportation in the United States also are issued as part of the 1992 Economic Census. All published reports are sold by the Superintendent of Documents, U.S. Government Printing Office, Washington, DC 20402. Appropriate announcements and order forms describing these reports are available free of charge from Data User Services Division, Customer Services, Bureau of the Census, Washington, DC 20233-8300.