

# 1992

## Economic Census of Outlying Areas


---

OA92-E-5

### Virgin Islands of the United States

Construction Industries  
Manufactures  
Wholesale Trade  
Retail Trade  
Service Industries

---



# 1992

## Economic Census of Outlying Areas

---

OA92-E-5

### Virgin Islands of the United States

Construction Industries  
Manufactures  
Wholesale Trade  
Retail Trade  
Service Industries

---

Issued May 1995



**U.S. Department of Commerce**  
**Ronald H. Brown**, Secretary  
**David J. Barram**, Deputy Secretary  
**Economics and Statistics Administration**  
**Everett M. Ehrlich**, Under Secretary  
for Economic Affairs  
**BUREAU OF THE CENSUS**  
**Martha Farnsworth Riche**, Director

---

## Acknowledgments

This report was prepared under the direction of the Agriculture and Financial Statistics Division. Many divisions contributed to the preparation: Economic Statistical Methods and Programming, Data Preparation, Administrative and Publications Services, Computer Services, Systems Support, Field, and Economic Planning and Coordination.

Representatives of the Government of the Virgin Islands made significant recommendations which helped establish data content and provided valuable advice during the planning stages of the census.

Data collection was carried out under the direction of Eric E. Dawson, Commissioner, Economic Development and Agriculture; and Dr. Richard W. Moore, Director, Bureau of the Economic Research, Department of Economic Development and Agriculture, under a special agreement with the Census Bureau.

Special tribute is paid to the hundreds of business operators who furnished the information requested. Only through their cooperation was it possible to collect and publish the data in this report.

If you have any questions concerning the statistics in this report, call:  
301-763-8555 Division Chief  
800-523-3215 General Information  
301-763-8509 Outlying Areas Statistics Branch



**Economics and Statistics  
Administration**

**Everett M. Ehrlich**, Under Secretary  
for Economic Affairs



**BUREAU OF THE CENSUS**

**Martha Farnsworth Riche**, Director  
**Harry A. Scarr**, Deputy Director

**Paula J. Schneider**, Principal Associate  
Director for Programs

**Frederick T. Knickerbocker**, Associate  
Director for Economic Programs

**Thomas L. Mesenbourg**, Assistant Director  
for Economic Programs

**ECONOMIC PLANNING AND COORDINATION  
DIVISION**

**John P. Govoni**, Chief

**AGRICULTURE AND FINANCIAL STATISTICS  
DIVISION**

**Ewen M. Wilson**, Chief

# Contents

|                   | Page |
|-------------------|------|
| Introduction..... | V    |

## FIGURES

|  |   |
|--|---|
| 1. Sales and Receipts by Selected Economic Sector: 1992 and 1987 .....   | 1 |
| 2. Percent Change in Sales and Receipts and Payroll by Selected Economic Sector:<br>1987 to 1992 .....                 | 1 |
| 3. Sales and Receipts for St. Thomas and St. John and St. Croix by Selected<br>Economic Sector: 1992.....              | 2 |
| 4. Sales and Receipts for Charlotte Amalie, Christiansted, and Frederiksted by<br>Selected Economic Sector: 1992 ..... | 2 |
| 5. Annual Payroll per Employee by Economic Sector: 1992 and 1987 .....   | 3 |
| Map .....  | 4 |

## TABLES

|   |    |
|---|----|
| 1. General Statistics: 1992 and Earlier Census Years .....  | 5  |
| 2. General Statistics by Legal Form of Organization: 1992 .....   | 5  |
| 3. General Statistics by Sales and Receipts Size: 1992 .....  | 6  |
| 4. General Statistics by Employment Size: 1992.....   | 7  |
| 5. General Statistics by Selected Industry Group and Kind of Business: 1992 .....   | 8  |
| 6. General Statistics by Selected Industry Group and Kind of Business for the Islands<br>of St. Thomas and St. John: 1992 ..... | 10 |
| 7. General Statistics by Selected Industry Group and Kind of Business for the Island<br>of St. Croix: 1992 .....                | 12 |
| 8. General Statistics by Selected Industry Group and Kind of Business for Charlotte<br>Amalie: 1992 .....                       | 14 |
| 9. General Statistics by Selected Industry Group and Kind of Business for<br>Christiansted: 1992 .....                          | 16 |
| 10. General Statistics by Selected Industry Group and Kind of Business for<br>Frederiksted: 1992 .....                          | 18 |
| 11. Class of Customer for Selected Retail and Service Kinds of Businesses: 1992....   | 20 |
| 12. Detailed Statistics for Hotels and Motels: 1992 and 1987 .....  | 21 |

## APPENDIXES

|  |     |
|--|-----|
| A. General Explanation .....               | A-1 |
| B. Report Form and Information Sheet ..... | B-1 |

|                          |                   |
|--------------------------|-------------------|
| Publication Program..... | Inside back cover |
|--------------------------|-------------------|

# Introduction

## HISTORY OF THE ECONOMIC CENSUS

Economic censuses of manufactures, retail and wholesale trades, and some service industries have been conducted in the Virgin Islands at 5-year intervals since 1958. A census of construction industries has been included since 1972. Congress authorized the Bureau of the Census to take the economic census every 5 years covering years ending in 2 and 7.

## USES OF THE CENSUS

The economic census provides essential information for government, business, industry, and the general public and is the primary source of facts about the structure and function of the economy. The census furnishes an important part of the framework for such composite measures as the net income and local gross product. In forecasting and planning, censuses are especially useful in analyzing the gross product in terms of the transactions that determine its size and composition. The economic census also provides weights and a benchmark for indices of industrial production, productivity, and price, all of which are essential for understanding current economic developments.

Local governments use census data to assess business activities within their jurisdictions. The private sector uses the data to forecast general economic conditions; analyze sales performance; lay out sales territories; allocate funds for advertising; decide on locations for new plants, warehouses, or stores; and measure potential markets in terms of size, geographic areas, and kinds of businesses.

Following every census, businesses and other users purchase reports. Likewise, census facts are widely disseminated by trade associations, business journals, and newspapers. Volumes containing census statistics are available in most major public and college libraries. Census reports are available for sale by the Superintendent of Documents, U.S. Government Printing Office, Washington, DC 20402. All 1992 data are available in electronic form from the Data User Services Division, Customer Services, Bureau of the Census, Washington, DC 20233-8300. The State data centers also are suppliers of economic census statistics.

## AUTHORITY

The 1992 Economic Census is authorized by an act of the U.S. Congress, Title 13, U.S. Code, sections 131, 191, and 224. The census of 1992 covered manufacturing,

construction industries, wholesale trade, retail trade, and some service industries. The next economic census is scheduled to be taken in 1998 covering the year 1997.

## CENSUS DISCLOSURE RULES

In accordance with Federal law governing census reports, no data are published that would disclose the operations of an individual establishment or business. However, the number of establishments in a kind-of-business classification is not considered a disclosure, so this information may be released even though other information is withheld.

## COMPARABILITY OF DATA

The 1987 and 1992 Economic Censuses data were collected under similar conditions and procedures except for the following:

**Enumeration.** In 1987 personal interviews were conducted to obtain data for all establishments. For 1992, a combination of mail and personal interviews were used for data collection. All known establishments with employees were mailed questionnaires to be completed and returned to the Bureau of the Census. Field interviewers canvassed enumeration districts collecting data for establishments which did not respond by mail or were not on the mailing list.

**Scope of the census.** The 1987 census included establishments engaged in petroleum refining and related industries (Major Group 29) and primary metal industries (Major Group 33). For 1992, Major Groups 29 and 33 are not included in the census in order to avoid disclosure problems which suppress total sales and receipts for the entire Virgin Islands.

## KINDS OF BUSINESSES AND AREAS COVERED

The 1992 Economic Census covers all establishments described in the following kind-of-business (KB) groups defined in the *1987 Standard Industrial Classification Manual*<sup>1</sup> (SIC).

<sup>1</sup>*Standard Industrial Classification Manual: 1987.* For sale by Superintendent of Documents, U.S. Government Printing Office, Washington, DC 20402. Stock No. 041-001-00314-2.

| <b>KB groups</b> | <b>SIC codes</b>  |
|------------------|---|
| Construction     | 15 through 17, and 6552   |
| Manufacturing    | 20 through 39, except 29 and 33   |
| Wholesale Trade  | 50 and 51   |
| Retail Trade     | 52 through 59   |
| Services         | 472; 70 through 79, except 702 and 704; and 8072, 8111, 84, 871, 8731, 8732, 8734, and 874. |

This report presents data for the Virgin Islands as a whole, the islands of St. Thomas and St. John combined (to prevent data disclosures), and for the towns of Charlotte Amalie, Christiansted, and Frederiksted.

## **ESTABLISHMENT BASIS OF REPORTING**

The economic census is conducted on an establishment basis. A company operating establishments at more than one location is required to submit a report for each location. Companies engaged in distinctly different lines of activity at one location are required to submit separate reports if records permit such a separation and if the activities are substantial in size. Each census report was tabulated according to the physical location at which the activity was conducted.

Leased departments, which are separately owned businesses operated as departments or concessions of a retail business under another ownership, such as a separately owned shoe department in a department store, were listed as separate establishments from the main business.

## **REPORT FORM**

One report form was used to enumerate all in-scope economic activity. By law, response to the census is mandatory. A facsimile of the report form is presented in appendix B.

## **ENUMERATION AND DATA PROCESSING**

Report forms were mailed to all firms subject to payment of Federal Insurance Contributions Act (FICA) taxes (i.e., employers of one person or more) and classified as being within the scope of the census. The report forms and instructions for completing them were mailed from the Census Bureau's Data Preparation Division in Jeffersonville, IN. Additionally, enumerators canvassed the entire area and obtained reports on all known businesses existing in 1992 for which a report form had not been returned. Appendix A gives a more detailed explanation of census coverage and methodology.

The report forms underwent extensive review and computer processing. All reports were geographically coded, data-keyed, and edited. The editing process identified

records with significant problems and referred them to an analyst for resolution. Data corrections were made inter-actively and reedited, until all problems were resolved.

The data were then tabulated by SIC, subjected to further data analysis, and the resulting corrections applied to individual computer records. Corrected tabulations were then produced for the final published reports.

## **RELIABILITY OF DATA**

All data compiled in this report originated from a complete enumeration and, therefore, are not subject to sampling variability. However, the data are subject to nonsampling errors. Nonsampling errors can be attributed to many sources: inability to identify all cases in the actual universe; inability or unwillingness on the part of respondents to provide correct information; definition and classification difficulties; response errors and bias; errors in collection or processing; misinterpretation of questions; and other errors of recording, keying, and estimation for missing or misreported data.

The accuracy of these tabulated data is influenced by the joint effects of the various nonsampling errors. Explicit measures of the effects of these nonsampling errors are not available. However, it is believed that most of the important operational and response errors were detected and corrected through systematic clerical edits, automated data edits, and an analyst review.

For total nonresponse cases (report forms not returned), the establishments' administrative records information was used in conjunction with industry averages to estimate the basic data. For item nonresponse, missing items were estimated based on response to other items and/ or administrative records and in direct relationships to sales or receipts. It is assumed that characteristics of establishments not responding to a particular inquiry are the same as establishments with equal sales or receipts in the same category (publication table line) that did respond to the inquiry.

If estimation of the data on the basis of total sales or receipts was not appropriate, another basic data item was used. In a few tables, data are available only from establishments that completed the appropriate inquiries on the report form. Any biases introduced by the estimation and correction procedures are believed to be small.

## **SPECIAL TABULATIONS**

Special tabulations of data collected in the 1992 Economic Census may be obtained in electronic form and in tabular form. The data will be in summary form and subject to the same rules prohibiting disclosure of confidential information (including name, address, kind-of-business, or other data for individual business establishments or companies) as are the regular publications.

## **VI INTRODUCTION**

Special tabulations are prepared on a cost-reimbursable basis. A request for a cost estimate, as well as exact specifications on the type and format of the data to be provided, should be directed to the Chief, Agriculture and Financial Statistics Division, Bureau of the Census, Washington, DC 20233.

## DOLLAR VALUE

All dollar figures are expressed in current dollars for the year specified. Therefore, when making comparisons to prior years, users should take into consideration the inflation that has occurred.

## ABBREVIATIONS AND SYMBOLS

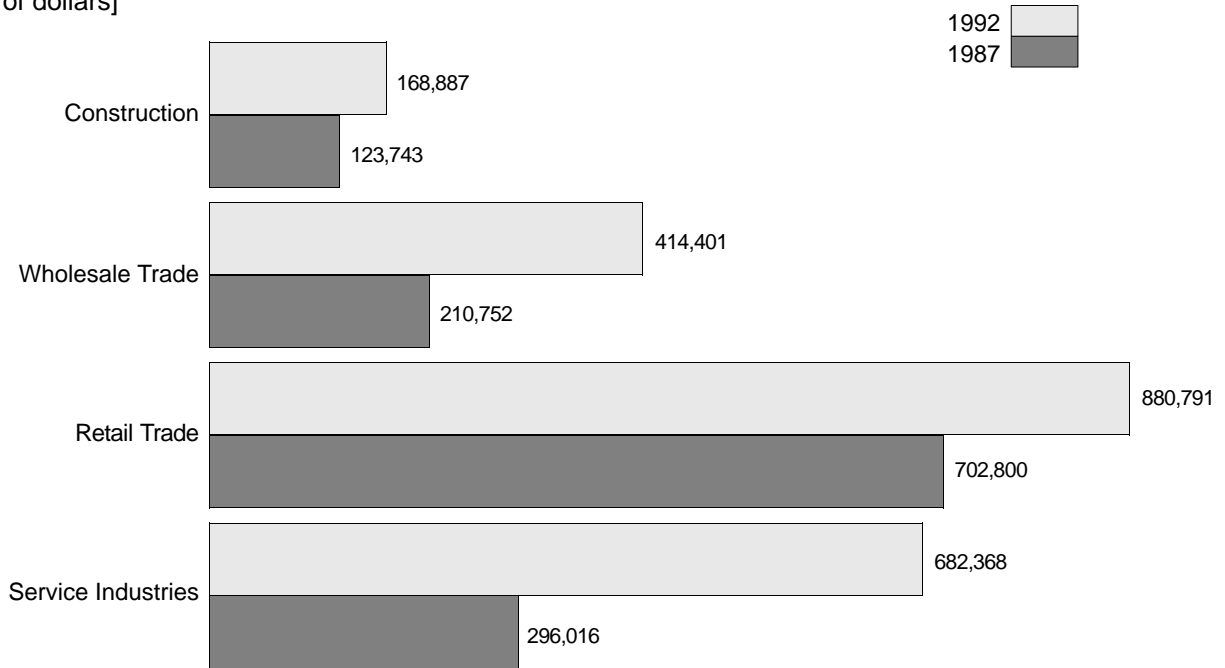
The following abbreviations and symbols are used in this publication.

- Represents zero.
- (D) Withheld to avoid disclosing figures for individual establishments. Data are included in higher level totals.
- (NA) Not available.
- do Ditto or same as above.
- SIC Standard Industrial Classification.



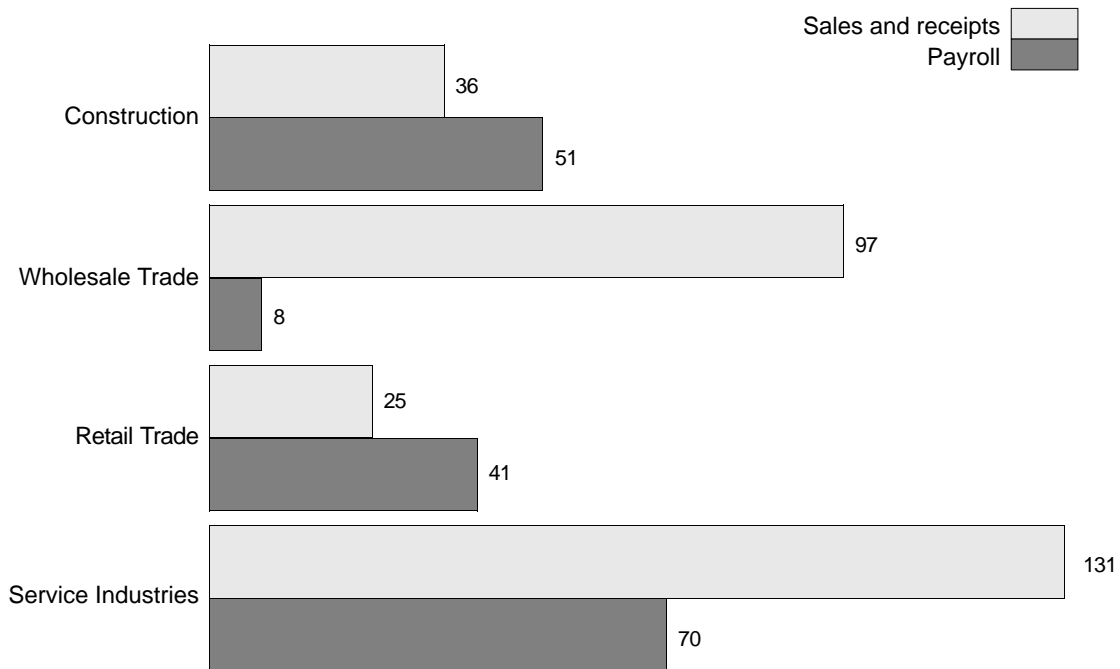
Figure 1. **Sales and Receipts by Selected Economic Sector: 1992 and 1987**

[Thousands of dollars]



Note: Manufactures' data are not presented because data for 1992 and 1987 are not comparable.

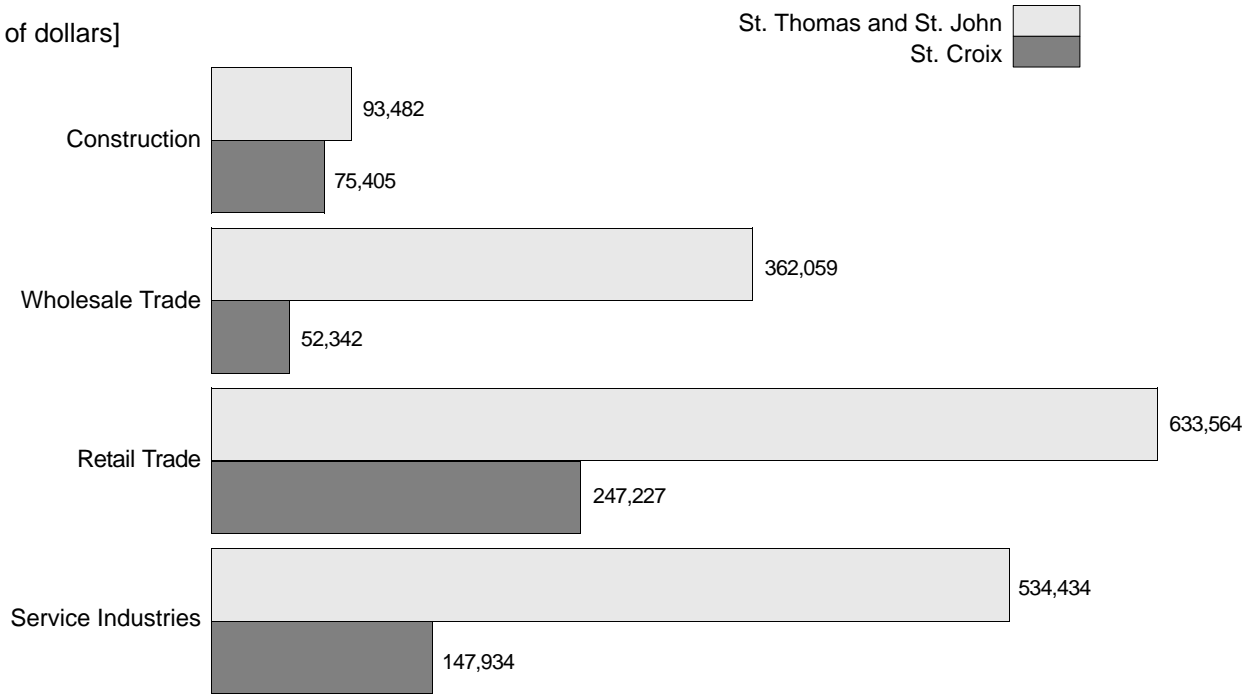
Figure 2. **Percent Change in Sales and Receipts and Payroll by Selected Economic Sector: 1987 to 1992**



Note: Manufactures' data are not presented because data for 1992 and 1987 are not comparable.

Figure 3. **Sales and Receipts for St. Thomas and St. John and St. Croix by Selected Economic Sector: 1992**

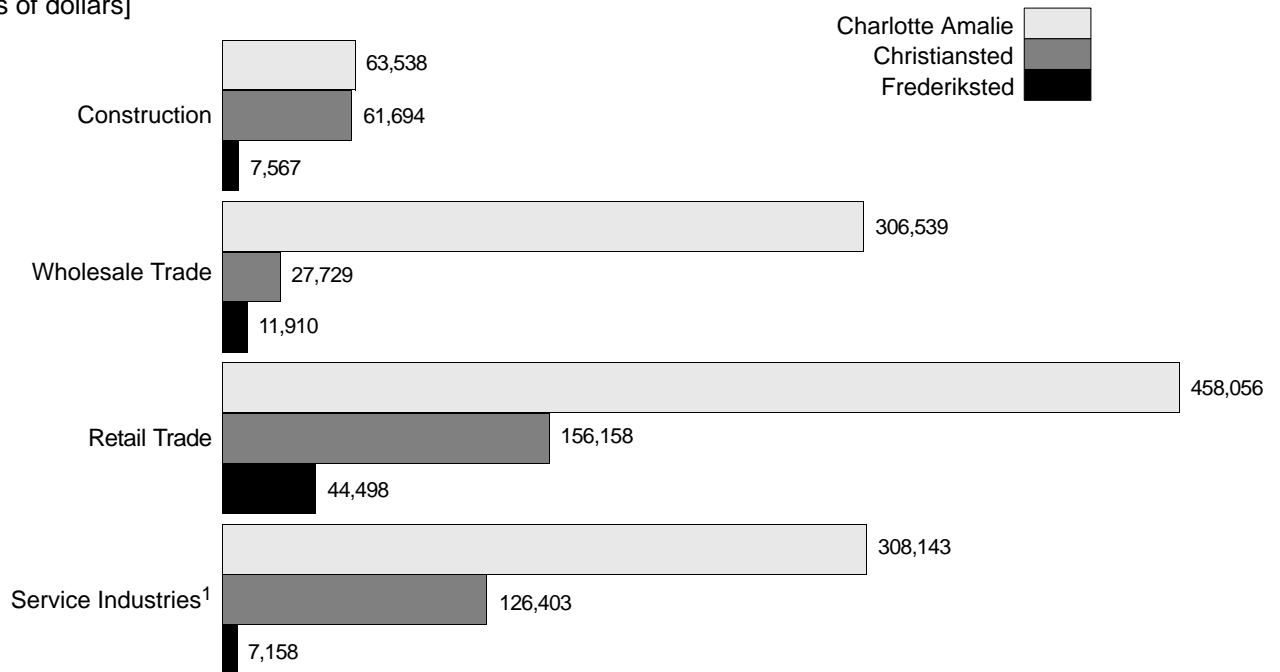
[Thousands of dollars]



Note: Manufactures' data are not presented because data for 1992 and 1987 are not comparable.

Figure 4. **Sales and Receipts for Charlotte Amalie, Christiansted, and Frederiksted by Selected Economic Sector: 1992**

[Thousands of dollars]

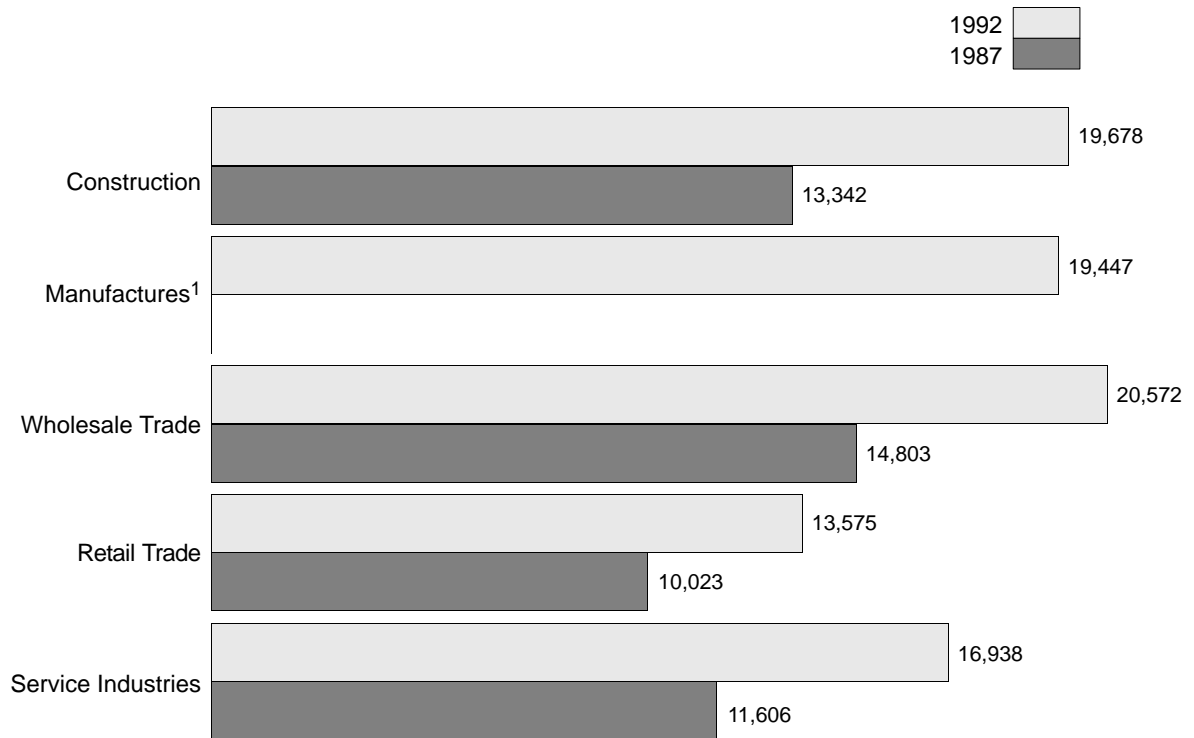


Note: Manufactures' data are not presented because data for 1992 and 1987 are not comparable.

<sup>1</sup> Figures do not include lottery dealers.

Figure 5. Annual Payroll per Employee by Economic Sector: 1992 and 1987

[Dollars]



<sup>1</sup> Manufactures' data are not presented because data for 1992 and 1987 are not comparable.

**Table 1. General Statistics: 1992 and Earlier Census Years**

[Detail may not add to total because of rounding. For meaning of abbreviations and symbols, see introductory text. For explanation of terms, see appendix A]

| Industry division and year <sup>1</sup> | Establishments (number) | Sales and receipts <sup>2</sup> (\$1,000) | Annual payroll (\$1,000) | First quarter payroll (\$1,000) | Paid employees for selected period <sup>3</sup> (number) | Proprietors and partners <sup>4</sup> (number) | Unpaid family workers <sup>5</sup> (number) |
|---|-------------------------|---|--------------------------|---------------------------------|--|--|---|
| <b>TOTAL</b>                            |                         |   |                          |                                 |  |  |   |
| 1992 .....                              | 2 932                   | 2 280 568                                 | 338 204                  | 86 393                          | 20 968   | 1 117  | 330   |
| 1987 .....                              | 2 604                   | (D)                                       | 254 787                  | 62 133                          | 20 709   | 1 102  | 209   |
| 1982 .....                              | 2 588                   | (D)                                       | 228 538                  | 54 946                          | 19 132   | 1 526  | 511   |
| 1977 .....                              | 2 211                   | (D)                                       | 119 804                  | 28 564                          | 15 069   | 1 373  | (NA)  |
| 1972 .....                              | 1 861                   | 1 058 450                                 | 104 357                  | 24 707                          | 18 812   | 1 208  | (NA)  |
| <b>Construction</b>                     |                         |   |                          |                                 |  |  |   |
| 1992 .....                              | 147                     | 168 887                                   | 43 764                   | 12 380                          | 2 224  | 43   | 3   |
| 1987 .....                              | 92                      | 123 743                                   | 28 953                   | 7 137                           | 2 170  | 29   | 3   |
| 1982 .....                              | 150                     | 141 955                                   | 46 285                   | 10 810                          | 3 283  | 55   | 23  |
| 1977 .....                              | 150                     | 44 321                                    | 13 615                   | 3 034                           | 1 508  | 73   | (NA)  |
| 1972 .....                              | 185                     | 77 624                                    | 25 803                   | 5 396                           | 4 214  | 124  | (NA)  |
| <b>Manufacturing</b>                    |                         |   |                          |                                 |  |  |   |
| 1992 .....                              | 78                      | 134 121                                   | 23 259                   | 5 307                           | 1 196  | 29   | 3   |
| 1987 .....                              | 66                      | (D)                                       | 44 338                   | 9 995                           | 2 102  | 12   | —   |
| 1982 .....                              | 71                      | (D)                                       | 63 061                   | 14 651                          | 2 830  | 10   | 6   |
| 1977 .....                              | 83                      | (D)                                       | 39 163                   | 8 990                           | 2 912  | 26   | (NA)  |
| 1972 .....                              | 97                      | 626 686                                   | 25 981                   | 6 062                           | 3 375  | 23   | (NA)  |
| 1967 .....                              | 95                      | 98 855                                    | 9 738                    | 2 273                           | 1 969  | 28   | (NA)  |
| 1963 .....                              | 72                      | 21 365                                    | 3 185                    | (NA)                            | 1 177  | 26   | (NA)  |
| 1958 .....                              | 35                      | 5 135                                     | 1 938                    | (NA)                            | 986  | (NA)   | (NA)  |
| <b>Wholesale Trade</b>                  |                         |   |                          |                                 |  |  |   |
| 1992 .....                              | 114                     | 414 401                                   | 21 189                   | 5 167                           | 1 030  | 11   | 1   |
| 1987 .....                              | 84                      | 210 752                                   | 19 570                   | 4 713                           | 1 322  | 9  | 2   |
| 1982 .....                              | 104                     | 197 350                                   | 18 692                   | 4 543                           | 1 363  | 10   | 14  |
| 1977 .....                              | 104                     | 124 379                                   | 8 776                    | 2 169                           | 980  | 14   | (NA)  |
| 1972 .....                              | 106                     | 70 407                                    | 5 373                    | 1 282                           | 833  | 22   | (NA)  |
| 1967 .....                              | 85                      | 32 223                                    | 2 869                    | 743                             | 599  | 25   | (NA)  |
| 1963 .....                              | 67                      | 18 005                                    | 1 087                    | (NA)                            | 296  | 27   | (NA)  |
| 1958 .....                              | 31                      | 7 716                                     | 682                      | (NA)                            | 399  | (NA)   | (NA)  |
| <b>Retail Trade</b>                     |                         |   |                          |                                 |  |  |   |
| 1992 .....                              | 1 339                   | 880 791                                   | 120 265                  | 30 299                          | 8 859  | 645  | 239   |
| 1987 .....                              | 1 311                   | 702 800                                   | 85 487                   | 20 883                          | 8 529  | 672  | 168   |
| 1982 .....                              | 1 191                   | 489 223                                   | 57 875                   | 14 412                          | 6 980  | 627  | 357   |
| 1977 .....                              | 1 104                   | 277 999                                   | 35 909                   | 8 624                           | 5 622  | 645  | (NA)  |
| 1972 .....                              | 883                     | 223 162                                   | 27 693                   | 6 836                           | 5 681  | 598  | (NA)  |
| 1967 .....                              | 772                     | 105 874                                   | 13 242                   | 3 344                           | 3 954  | 576  | (NA)  |
| 1963 .....                              | 674                     | 55 829                                    | 6 302                    | (NA)                            | 2 401  | 545  | (NA)  |
| 1958 .....                              | 593                     | 22 191                                    | 2 245                    | (NA)                            | 1 320  | (NA)   | (NA)  |
| <b>Service Industries<sup>6</sup></b>   |                         |   |                          |                                 |  |  |   |
| 1992 .....                              | 1 254                   | 682 368                                   | 129 727                  | 33 240                          | 7 659  | 389  | 84  |
| 1987 .....                              | 1 051                   | 296 016                                   | 76 439                   | 19 405                          | 6 586  | 380  | 36  |
| 1982 .....                              | 1 072                   | 146 708                                   | 42 625                   | 10 530                          | 4 676  | 824  | 111   |
| 1977 .....                              | 770                     | 75 763                                    | 22 342                   | 5 748                           | 4 047  | 615  | (NA)  |
| 1972 .....                              | 590                     | 60 574                                    | 19 507                   | 5 131                           | 4 709  | 441  | (NA)  |
| 1967 .....                              | 268                     | 28 975                                    | 8 605                    | 2 042                           | 2 945  | 212  | (NA)  |
| 1963 .....                              | 214                     | 14 280                                    | 4 052                    | (NA)                            | 2 040  | 163  | (NA)  |
| 1958 .....                              | 165                     | 6 037                                     | 1 850                    | (NA)                            | 1 375  | (NA)   | (NA)  |

<sup>1</sup>Revisions of Standard Industrial Classification Manual in 1972 and 1987 resulted in some industry reclassification.

<sup>2</sup>For construction and manufacturing, see appendix A for explanation of terms and problems of duplication.

<sup>3</sup>For 1967, 1972, 1977, 1982, 1987, and 1992 data are for pay period including Mar. 12; for 1963, data are for week of Jan. 5 to 11, 1964; for 1958, data are for week of Jan. 11 to 17, 1959.

<sup>4</sup>For 1967, 1972, 1977, 1982, 1987, and 1992 data include only those who worked 15 hours or more during week including Mar. 12; for 1963, data are for week of Jan. 5 to 11, 1964; for 1958, data are for week of Jan. 11 to 17, 1959.

<sup>5</sup>Data first collected in 1982. Includes only those who worked 15 hours or more during week including Mar. 12.

<sup>6</sup>Starting in 1977, also includes travel agencies; dental laboratories; and legal, engineering, architectural, and surveying services.

**Table 2. General Statistics by Legal Form of Organization: 1992**

[Detail may not add to total because of rounding. For meaning of abbreviations and symbols, see introductory text. For explanation of terms, see appendix A]

| Industry division and legal form of organization | Establishments (number) | Sales and receipts <sup>1</sup> (\$1,000) | Annual payroll (\$1,000) | First quarter payroll (\$1,000) | Paid employees for pay period including Mar. 12 (number) | Proprietors and partners <sup>2</sup> (number) | Unpaid family workers <sup>3</sup> (number) |
|--|-------------------------|---|--------------------------|---------------------------------|--|--|---|
| <b>Total</b> .....                               | <b>2 932</b>            | <b>2 280 568</b>                          | <b>338 204</b>           | <b>86 393</b>                   | <b>20 968</b>  | <b>1 117</b>                                   | <b>330</b>                                  |
| Corporations .....                               | 1 504                   | 2 085 758                                 | 303 662                  | 77 532                          | 18 507   | —  | —   |
| Individual proprietorships .....                 | 765                     | 124 669                                   | 21 840                   | 5 448                           | 1 547  | 810  | 283   |
| Partnerships .....                               | 167                     | 60 601                                    | 11 611                   | 3 112                           | 847  | 307  | 47  |
| Other .....                                      | 496                     | 9 540                                     | 1 091                    | 301                             | 67   | —  | —   |
| <b>Construction</b> .....                        | <b>147</b>              | <b>168 887</b>                            | <b>43 764</b>            | <b>12 380</b>                   | <b>2 224</b>   | <b>43</b>                                      | <b>3</b>                                    |
| Corporations .....                               | 107                     | 160 727                                   | 41 033                   | 11 517                          | 2 085  | —  | —   |
| Individual proprietorships .....                 | 35                      | 4 910                                     | 1 560                    | 522                             | 95   | 36   | 3   |
| Partnerships .....                               | 4                       | (D)                                       | (D)                      | (D)                             | (D)  | (D)  | (D)   |
| Other .....                                      | 1                       | (D)                                       | (D)                      | (D)                             | (D)  | (D)  | (D)   |
| <b>Manufacturing</b> .....                       | <b>78</b>               | <b>134 121</b>                            | <b>23 259</b>            | <b>5 307</b>                    | <b>1 196</b>   | <b>29</b>                                      | <b>3</b>                                    |
| Corporations .....                               | 57                      | 130 169                                   | 22 258                   | 5 027                           | 1 131  | —  | —   |
| Individual proprietorships .....                 | 17                      | 2 662                                     | 646                      | 171                             | 47   | 20   | 3   |
| Partnerships .....                               | 4                       | 1 290                                     | 355                      | 109                             | 18   | 9  | —   |
| Other .....                                      | —                       | —   | —                        | —                               | —  | —  | —   |

See footnotes at end of table.

**Table 2. General Statistics by Legal Form of Organization: 1992—Con.**

[Detail may not add to total because of rounding. For meaning of abbreviations and symbols, see introductory text. For explanation of terms, see appendix A]

| Industry division and legal form of organization | Establishments (number) | Sales and receipts <sup>1</sup> (\$1,000) | Annual payroll (\$1,000) | First quarter payroll (\$1,000) | Paid employees for pay period including Mar. 12 (number) | Proprietors and partners <sup>2</sup> (number) | Unpaid family workers <sup>2</sup> (number) |
|--|-------------------------|---|--------------------------|---------------------------------|--|--|---|
| <b>Wholesale trade</b> .....                     | <b>114</b>              | <b>414 401</b>                            | <b>21 189</b>            | <b>5 167</b>                    | <b>1 030</b>   | <b>11</b>                                      | <b>1</b>                                    |
| Corporations .....                               | 104                     | 411 650                                   | 20 836                   | 5 079                           | 1 005  | —  | —   |
| Individual proprietorships .....                 | 6                       | 1 341                                     | 188                      | 52                              | 15   | 6  | 1   |
| Partnerships .....                               | 3                       | (D)                                       | (D)                      | (D)                             | (D)  | (D)  | (D)   |
| Other .....                                      | 1                       | (D)                                       | (D)                      | (D)                             | (D)  | (D)  | (D)   |
| <b>Retail trade</b> .....                        | <b>1 339</b>            | <b>880 791</b>                            | <b>120 265</b>           | <b>30 299</b>                   | <b>8 859</b>   | <b>645</b>                                     | <b>239</b>                                  |
| Corporations .....                               | 803                     | 764 552                                   | 104 375                  | 26 400                          | 7 469  | —  | —   |
| Individual proprietorships .....                 | 430                     | 85 514                                    | 12 152                   | 2 890                           | 989  | 462  | 203   |
| Partnerships .....                               | 103                     | (D)                                       | (D)                      | (D)                             | (D)  | (D)  | (D)   |
| Other .....                                      | 3                       | (D)                                       | (D)                      | (D)                             | (D)  | (D)  | (D)   |
| <b>Service industries</b> .....                  | <b>1 254</b>            | <b>682 368</b>                            | <b>129 727</b>           | <b>33 240</b>                   | <b>7 659</b>   | <b>389</b>                                     | <b>84</b>                                   |
| Corporations .....                               | 433                     | 618 660                                   | 115 160                  | 29 509                          | 6 817  | —  | —   |
| Individual proprietorships .....                 | 277                     | 30 242                                    | 7 294                    | 1 813                           | 401  | 286  | 73  |
| Partnerships .....                               | 53                      | 24 984                                    | 6 375                    | 1 666                           | 389  | 6 375  | 11  |
| Other .....                                      | 491                     | 8 482                                     | 898                      | 252                             | 52   | —  | —   |

<sup>1</sup>For construction and manufacturing, see appendix A for explanation of terms and problems of duplication.  
<sup>2</sup>Includes only those who worked 15 hours or more during week including Mar. 12.

**Table 3. General Statistics by Sales and Receipts Size: 1992**

[Detail may not add to total because of rounding. For meaning of abbreviations and symbols, see introductory text. For explanation of terms, see appendix A]

| Industry division and sales and receipts size | Establishments (number) | Sales and receipts <sup>1</sup> (\$1,000) | Annual payroll (\$1,000) | First quarter payroll (\$1,000) | Paid employees for pay period including Mar. 12 (number) | Proprietors and partners <sup>2</sup> (number) | Unpaid family workers <sup>2</sup> (number) |
|---|-------------------------|---|--------------------------|---------------------------------|--|--|---|
| <b>Total</b> .....                            | <b>2 932</b>            | <b>2 280 568</b>                          | <b>338 204</b>           | <b>86 393</b>                   | <b>20 968</b>  | <b>1 117</b>                                   | <b>330</b>                                  |
| <b>Lottery dealers<sup>3</sup></b> .....      | <b>484</b>              | <b>3 672</b>                              | <b>—</b>                 | <b>—</b>                        | <b>—</b>   | <b>—</b>                                       | <b>—</b>                                    |
| <b>Total, except lottery dealers</b> .....    | <b>2 448</b>            | <b>2 276 896</b>                          | <b>338 204</b>           | <b>86 393</b>                   | <b>20 968</b>  | <b>1 117</b>                                   | <b>330</b>                                  |
| Less than \$5,000 .....                       | 26                      | 63  | 6                        | —                               | —  | 22   | 7   |
| \$5,000 to \$9,999 .....                      | 56                      | 393                                       | 70                       | 14                              | 13   | 55   | 17  |
| \$10,000 to \$24,999 .....                    | 155                     | 2 534                                     | 334                      | 99                              | 61   | 141  | 49  |
| \$25,000 to \$49,999 .....                    | 210                     | 7 281                                     | 1 412                    | 409                             | 184  | 163  | 47  |
| \$50,000 to \$99,999 .....                    | 388                     | 26 992                                    | 5 195                    | 1 386                           | 547  | 251  | 90  |
| \$100,000 to \$249,999 .....                  | 564                     | 88 776                                    | 19 099                   | 4 958                           | 1 633  | 255  | 99  |
| \$250,000 to \$499,999 .....                  | 371                     | 127 225                                   | 27 769                   | 7 205                           | 2 069  | 111  | 15  |
| \$500,000 to \$999,999 .....                  | 280                     | 197 372                                   | 37 178                   | 9 274                           | 2 588  | 67   | 5   |
| \$1,000,000 or more .....                     | 398                     | 1 826 260                                 | 247 141                  | 63 048                          | 13 873   | 52   | 1   |
| <b>Construction</b> .....                     | <b>147</b>              | <b>168 887</b>                            | <b>43 764</b>            | <b>12 380</b>                   | <b>2 224</b>   | <b>43</b>                                      | <b>3</b>                                    |
| Less than \$5,000 .....                       | —                       | —   | —                        | —                               | —  | —  | —   |
| \$5,000 to \$9,999 .....                      | 1                       | (D)                                       | (D)                      | (D)                             | (D)  | (D)  | (D)   |
| \$10,000 to \$24,999 .....                    | 8                       | (D)                                       | (D)                      | (D)                             | (D)  | (D)  | (D)   |
| \$25,000 to \$49,999 .....                    | 12                      | 447                                       | 153                      | 49                              | 17   | 6  | —   |
| \$50,000 to \$99,999 .....                    | 23                      | 1 642                                     | 397                      | 125                             | 45   | 8  | 1   |
| \$100,000 to \$249,999 .....                  | 30                      | 4 745                                     | 1 688                    | 536                             | 131  | 11   | 1   |
| \$250,000 to \$499,999 .....                  | 25                      | 8 329                                     | 2 759                    | 826                             | 159  | 6  | —   |
| \$500,000 to \$999,999 .....                  | 11                      | 8 174                                     | 2 895                    | 736                             | 131  | 3  | —   |
| \$1,000,000 or more .....                     | 37                      | 145 412                                   | 35 822                   | 10 094                          | 1 733  | 3  | 1   |
| <b>Manufacturing</b> .....                    | <b>78</b>               | <b>134 121</b>                            | <b>23 259</b>            | <b>5 307</b>                    | <b>1 196</b>   | <b>29</b>                                      | <b>3</b>                                    |
| Less than \$5,000 .....                       | —                       | —   | —                        | —                               | —  | —  | —   |
| \$5,000 to \$9,999 .....                      | 1                       | (D)                                       | (D)                      | (D)                             | (D)  | (D)  | (D)   |
| \$10,000 to \$24,999 .....                    | 6                       | (D)                                       | (D)                      | (D)                             | (D)  | (D)  | (D)   |
| \$25,000 to \$49,999 .....                    | 9                       | (D)                                       | (D)                      | (D)                             | (D)  | (D)  | (D)   |
| \$50,000 to \$99,999 .....                    | 17                      | 2 770                                     | 809                      | 202                             | 52   | 10   | 2   |
| \$100,000 to \$249,999 .....                  | 11                      | 3 428                                     | 865                      | 241                             | 54   | 4  | 1   |
| \$250,000 to \$499,999 .....                  | 10                      | 7 223                                     | 1 662                    | 442                             | 105  | 6  | —   |
| \$500,000 to \$999,999 .....                  | 24                      | 119 964                                   | 19 677                   | 4 364                           | 961  | —  | —   |
| \$1,000,000 or more .....                     | —                       | —   | —                        | —                               | —  | —  | —   |
| <b>Wholesale trade</b> .....                  | <b>114</b>              | <b>414 401</b>                            | <b>21 189</b>            | <b>5 167</b>                    | <b>1 030</b>   | <b>11</b>                                      | <b>1</b>                                    |
| Less than \$5,000 .....                       | —                       | —   | —                        | —                               | —  | —  | —   |
| \$5,000 to \$9,999 .....                      | 1                       | (D)                                       | (D)                      | (D)                             | (D)  | (D)  | (D)   |
| \$10,000 to \$24,999 .....                    | 1                       | (D)                                       | (D)                      | (D)                             | (D)  | (D)  | (D)   |
| \$25,000 to \$49,999 .....                    | 1                       | (D)                                       | (D)                      | (D)                             | (D)  | (D)  | (D)   |
| \$50,000 to \$99,999 .....                    | 2                       | (D)                                       | (D)                      | (D)                             | (D)  | (D)  | (D)   |
| \$100,000 to \$249,999 .....                  | 22                      | 3 108                                     | 618                      | 150                             | 40   | 7  | 1   |
| \$250,000 to \$499,999 .....                  | 14                      | 5 111                                     | 1 112                    | 276                             | 69   | 1  | —   |
| \$500,000 to \$999,999 .....                  | 21                      | 14 830                                    | 1 704                    | 415                             | 118  | 1  | —   |
| \$1,000,000 or more .....                     | 52                      | 391 128                                   | 17 714                   | 4 315                           | 798  | 2  | —   |
| <b>Retail trade</b> .....                     | <b>1 339</b>            | <b>880 791</b>                            | <b>120 265</b>           | <b>30 299</b>                   | <b>8 859</b>   | <b>645</b>                                     | <b>239</b>                                  |
| Less than \$5,000 .....                       | 16                      | 38  | 4                        | —                               | —  | 16   | 7   |
| \$5,000 to \$9,999 .....                      | 34                      | 235                                       | 45                       | 9                               | 8  | 38   | 13  |
| \$10,000 to \$24,999 .....                    | 84                      | 1 364                                     | 167                      | 48                              | 31   | 81   | 40  |
| \$25,000 to \$49,999 .....                    | 97                      | 3 385                                     | 580                      | 164                             | 82   | 81   | 35  |
| \$50,000 to \$99,999 .....                    | 218                     | 15 301                                    | 2 658                    | 709                             | 301  | 145  | 58  |
| \$100,000 to \$249,999 .....                  | 311                     | 49 319                                    | 8 247                    | 2 182                           | 835  | 158  | 71  |
| \$250,000 to \$499,999 .....                  | 216                     | 73 672                                    | 12 263                   | 3 105                           | 1 045  | 69   | 11  |
| \$500,000 to \$999,999 .....                  | 178                     | 124 155                                   | 20 317                   | 5 115                           | 1 615  | 32   | 4   |
| \$1,000,000 or more .....                     | 185                     | 613 322                                   | 75 984                   | 18 967                          | 4 942  | 25   | —   |

See footnotes at end of table.

**Table 3. General Statistics by Sales and Receipts Size: 1992—Con.**

[Detail may not add to total because of rounding. For meaning of abbreviations and symbols, see introductory text. For explanation of terms, see appendix A]

| Industry division and sales and receipts size    | Establishments (number) | Sales and receipts <sup>1</sup> (\$1,000) | Annual payroll (\$1,000) | First quarter payroll (\$1,000) | Paid employees for pay period including Mar. 12 (number) | Proprietors and partners <sup>2</sup> (number) | Unpaid family workers <sup>2</sup> (number) |
|--|-------------------------|---|--------------------------|---------------------------------|--|--|---|
| <b>Total, except lottery dealers—Con.</b>        |                         |   |                          |                                 |  |  |   |
| Service industries .....                         | <b>1 254</b>            | <b>682 368</b>                            | <b>129 727</b>           | <b>33 240</b>                   | <b>7 659</b>   | <b>389</b>                                     | <b>84</b>                                   |
| Lottery dealers <sup>3</sup> .....               | <b>484</b>              | <b>3 672</b>                              | <b>—</b>                 | <b>—</b>                        | <b>—</b>   | <b>—</b>                                       | <b>—</b>                                    |
| Service industries, except lottery dealers ..... | <b>770</b>              | <b>678 696</b>                            | <b>129 727</b>           | <b>33 240</b>                   | <b>7 659</b>   | <b>389</b>                                     | <b>84</b>                                   |
| Less than \$5,000 .....                          | 10                      | 25  | 2                        | —                               | —  | 6  | —   |
| \$5,000 to \$9,999 .....                         | 20                      | (D)                                       | (D)                      | (D)                             | (D)  | (D)  | (D)   |
| \$10,000 to \$24,999 .....                       | 61                      | (D)                                       | (D)                      | (D)                             | (D)  | (D)  | (D)   |
| \$25,000 to \$49,999 .....                       | 94                      | 3 213                                     | 593                      | 175                             | 76   | 73   | 12  |
| \$50,000 to \$99,999 .....                       | 136                     | 9 359                                     | 1 955                    | 508                             | 184  | 93   | 31  |
| \$100,000 to \$249,999 .....                     | 184                     | 28 834                                    | 7 737                    | 1 888                           | 575  | 69   | 24  |
| \$250,000 to \$499,999 .....                     | 105                     | 36 685                                    | 10 770                   | 2 757                           | 742  | 31   | 3   |
| \$500,000 to \$999,999 .....                     | 60                      | 42 990                                    | 10 600                   | 2 566                           | 619  | 25   | 1   |
| \$1,000,000 or more .....                        | 100                     | 556 434                                   | 97 944                   | 25 308                          | 5 439  | 22   | —   |

<sup>1</sup>For construction and manufacturing, see appendix A for explanation of terms and problems of duplication.

<sup>2</sup>Includes only those who worked 15 hours or more during week including Mar. 12.

<sup>3</sup>Distribution of establishments by sales or receipts size is not available.

**Table 4. General Statistics by Employment Size: 1992**

[Detail may not add to total because of rounding. For meaning of abbreviations and symbols, see introductory text. For explanation of terms, see appendix A]

| Industry division and employment size <sup>1</sup> | Establishments (number) | Sales and receipts <sup>2</sup> (\$1,000) | Annual payroll (\$1,000) | First quarter payroll (\$1,000) | Paid employees for pay period including Mar. 12 (number) | Proprietors and partners <sup>3</sup> (number) | Unpaid family workers <sup>3</sup> (number) |
|--|-------------------------|---|--------------------------|---------------------------------|--|--|---|
| <b>Total.....</b>                                  | <b>2 932</b>            | <b>2 280 568</b>                          | <b>338 204</b>           | <b>86 393</b>                   | <b>20 968</b>  | <b>1 117</b>                                   | <b>330</b>                                  |
| With no paid employees .....                       | 872                     | 278 990                                   | —                        | —                               | —  | 384  | 178   |
| With paid employees .....                          | 2 060                   | 2 001 578                                 | 338 204                  | 86 393                          | 20 968   | 733  | 152   |
| No employees .....                                 | 34                      | 6 686                                     | 1 926                    | —                               | —  | 22   | 4   |
| 1 to 4 employees .....                             | 1 177                   | 420 744                                   | 33 154                   | 8 442                           | 2 438  | 528  | 135   |
| 5 to 9 employees .....                             | 414                     | 276 236                                   | 41 489                   | 10 593                          | 2 705  | 113  | 9   |
| 10 to 19 employees .....                           | 245                     | 326 261                                   | 51 380                   | 13 355                          | 3 315  | 42   | 4   |
| 20 to 49 employees .....                           | 123                     | 303 000                                   | 52 889                   | 12 880                          | 3 594  | 24   | —   |
| 50 employees or more .....                         | 67                      | 668 651                                   | 157 366                  | 41 123                          | 8 916  | 4  | —   |
| <b>Construction .....</b>                          | <b>147</b>              | <b>168 887</b>                            | <b>43 764</b>            | <b>12 380</b>                   | <b>2 224</b>   | <b>43</b>                                      | <b>3</b>                                    |
| With no paid employees .....                       | —                       | —   | —                        | —                               | —  | —  | —   |
| With paid employees .....                          | 147                     | 168 887                                   | 43 764                   | 12 380                          | 2 224  | 43   | 3   |
| No employees .....                                 | 2                       | (D)                                       | (D)                      | (D)                             | (D)  | (D)  | (D)   |
| 1 to 4 employees .....                             | 69                      | (D)                                       | (D)                      | (D)                             | (D)  | (D)  | (D)   |
| 5 to 9 employees .....                             | 35                      | 14 688                                    | 4 219                    | 1 151                           | 229  | 8  | 1   |
| 10 to 19 employees .....                           | 16                      | 20 834                                    | 4 478                    | 1 276                           | 225  | 2  | —   |
| 20 to 49 employees .....                           | 15                      | 34 985                                    | 7 844                    | 1 963                           | 439  | 2  | —   |
| 50 employees or more .....                         | 10                      | 85 036                                    | 24 883                   | 7 320                           | 1 192  | —  | —   |
| <b>Manufacturing .....</b>                         | <b>78</b>               | <b>134 121</b>                            | <b>23 259</b>            | <b>5 307</b>                    | <b>1 196</b>   | <b>29</b>                                      | <b>3</b>                                    |
| With no paid employees .....                       | —                       | —   | —                        | —                               | —  | —  | —   |
| With paid employees .....                          | 78                      | 134 121                                   | 23 259                   | 5 307                           | 1 196  | 29   | 3   |
| No employees .....                                 | —                       | —   | —                        | —                               | —  | —  | —   |
| 1 to 4 employees .....                             | 39                      | 6 546                                     | 1 411                    | 369                             | 92   | 25   | 2   |
| 5 to 9 employees .....                             | 13                      | (D)                                       | (D)                      | (D)                             | (D)  | (D)  | (D)   |
| 10 to 19 employees .....                           | 8                       | 14 386                                    | 2 365                    | 576                             | 134  | —  | —   |
| 20 to 49 employees .....                           | 9                       | 43 943                                    | 5 291                    | 1 112                           | 261  | —  | —   |
| 50 employees or more .....                         | 9                       | (D)                                       | (D)                      | (D)                             | (D)  | (D)  | (D)   |
| <b>Wholesale trade .....</b>                       | <b>114</b>              | <b>414 401</b>                            | <b>21 189</b>            | <b>5 167</b>                    | <b>1 030</b>   | <b>11</b>                                      | <b>1</b>                                    |
| With no paid employees .....                       | —                       | —   | —                        | —                               | —  | —  | —   |
| With paid employees .....                          | 114                     | 414 401                                   | 21 189                   | 5 167                           | 1 030  | 11   | 1   |
| No employees .....                                 | —                       | —   | —                        | —                               | —  | —  | —   |
| 1 to 4 employees .....                             | 56                      | 224 332                                   | 2 619                    | 623                             | 118  | 8  | 1   |
| 5 to 9 employees .....                             | 27                      | (D)                                       | (D)                      | (D)                             | (D)  | (D)  | (D)   |
| 10 to 19 employees .....                           | 20                      | 51 178                                    | 4 899                    | 1 292                           | 263  | —  | —   |
| 20 to 49 employees .....                           | 8                       | 34 908                                    | 4 343                    | 994                             | 230  | —  | —   |
| 50 employees or more .....                         | 3                       | (D)                                       | (D)                      | (D)                             | (D)  | (D)  | (D)   |
| <b>Retail trade .....</b>                          | <b>1 339</b>            | <b>880 791</b>                            | <b>120 265</b>           | <b>30 299</b>                   | <b>8 859</b>   | <b>645</b>                                     | <b>239</b>                                  |
| With no paid employees .....                       | 187                     | 9 588                                     | —                        | —                               | —  | 169  | 45  |
| With paid employees .....                          | 1 152                   | 871 203                                   | 120 265                  | 30 299                          | 8 859  | 430  | 106   |
| No employees .....                                 | 24                      | 2 288                                     | 402                      | —                               | —  | 18   | 4   |
| 1 to 4 employees .....                             | 678                     | 129 724                                   | 16 510                   | 4 203                           | 1 397  | 317  | 92  |
| 5 to 9 employees .....                             | 224                     | 147 953                                   | 18 773                   | 4 813                           | 1 467  | 56   | 6   |
| 10 to 19 employees .....                           | 141                     | 178 200                                   | 26 451                   | 6 888                           | 1 894  | 25   | 4   |
| 20 to 49 employees .....                           | 62                      | 151 219                                   | 24 353                   | 6 038                           | 1 811  | 12   | —   |
| 50 employees or more .....                         | 23                      | 261 819                                   | 33 776                   | 8 357                           | 2 290  | 2  | —   |
| <b>Service industries .....</b>                    | <b>1 254</b>            | <b>682 368</b>                            | <b>129 727</b>           | <b>33 240</b>                   | <b>7 659</b>   | <b>389</b>                                     | <b>84</b>                                   |
| With no paid employees .....                       | 685                     | 269 402                                   | —                        | —                               | —  | 169  | 45  |
| With paid employees .....                          | 569                     | 412 966                                   | 129 727                  | 33 240                          | 7 659  | 220  | 39  |
| No employees .....                                 | 8                       | (D)                                       | (D)                      | (D)                             | (D)  | (D)  | (D)   |
| 1 to 4 employees .....                             | 335                     | (D)                                       | (D)                      | (D)                             | (D)  | (D)  | (D)   |
| 5 to 9 employees .....                             | 115                     | 59 793                                    | 13 493                   | 3 344                           | 739  | 42   | 1   |
| 10 to 19 employees .....                           | 60                      | 61 663                                    | 13 187                   | 3 323                           | 799  | 15   | —   |
| 20 to 49 employees .....                           | 29                      | 37 945                                    | 11 058                   | 2 773                           | 853  | 10   | —   |
| 50 employees or more .....                         | 22                      | 202 369                                   | 80 191                   | 21 223                          | 4 576  | 2  | —   |

<sup>1</sup>Employment-size classes are based on number of paid employees for week including Mar. 12. "With no paid employees," refers to establishments with no payroll in 1992.

<sup>2</sup>For construction and manufacturing, see appendix A for explanation of terms and problems of duplication.

<sup>3</sup>Includes only those who worked 15 hours or more during week including Mar. 12.

**Table 5. General Statistics by Selected Industry Group and Kind of Business: 1992**

[Detail may not add to total because of rounding. For meaning of abbreviations and symbols, see introductory text. For explanation of terms, see appendix A]

| 1992 SIC code | Selected industry group and kind of business                        | Establishments (number) | Sales and receipts <sup>1</sup> (\$1,000) | Annual payroll (\$1,000) | First quarter payroll (\$1,000) | Paid employees for pay period including Mar. 12 (number) | Proprietors and partners <sup>2</sup> (number) | Unpaid family workers <sup>2</sup> (number) |
|---------------|---|-------------------------|---|--------------------------|---------------------------------|--|--|---|
|               | <b>Total .....</b>  | <b>2 932</b>            | <b>2 280 568</b>                          | <b>338 204</b>           | <b>86 393</b>                   | <b>20 968</b>  | <b>1 117</b>                                   | <b>330</b>                                  |
|               | <b>Construction industries and subdividers and developers .....</b> | <b>147</b>              | <b>168 887</b>                            | <b>43 764</b>            | <b>12 380</b>                   | <b>2 224</b>   | <b>43</b>                                      | <b>3</b>                                    |
| 15            | General building contractors .....                                  | 77                      | 90 542                                    | 26 671                   | 8 222                           | 1 107  | 19   | 3   |
| 16            | Heavy construction, except building .....                           | 12                      | 47 607                                    | 5 850                    | 1 459                           | 429  | 1  | —   |
| 17            | Special trade contractors .....                                     | 47                      | 20 973                                    | 9 017                    | 2 059                           | 579  | 16   | —   |
| 6552          | Subdividers and developers, n.e.c. ....                             | 11                      | 9 765                                     | 2 226                    | 640                             | 109  | 7  | —   |
| <b>20-39</b>  | <b>Manufacturing .....</b>  | <b>78</b>               | <b>134 121</b>                            | <b>23 259</b>            | <b>5 307</b>                    | <b>1 196</b>   | <b>29</b>                                      | <b>3</b>                                    |
| 20            | Food and kindred products .....                                     | 13                      | 29 527                                    | 5 376                    | 1 357                           | 272  | 1  | —   |
| 22            | Textile mill products .....   | 2                       | (D)                                       | (D)                      | (D)                             | (D)  | (D)  | (D)   |
| 23            | Apparel and other textile products .....                            | 6                       | 3 910                                     | 569                      | 143                             | 39   | 4  | 1   |
| 24            | Lumber and wood products .....                                      | 7                       | 1 728                                     | 561                      | 158                             | 38   | 5  | 1   |
| 25            | Furniture and fixtures .....  | 1                       | (D)                                       | (D)                      | (D)                             | (D)  | (D)  | (D)   |
| 27            | Printing and publishing .....                                       | 17                      | 12 237                                    | 3 932                    | 979                             | 192  | 10   | —   |
| 28            | Chemicals and allied products .....                                 | 3                       | (D)                                       | (D)                      | (D)                             | (D)  | (D)  | (D)   |
| 31            | Leather and leather products .....                                  | 1                       | (D)                                       | (D)                      | (D)                             | (D)  | (D)  | (D)   |
| 32            | Stone, clay, and glass products .....                               | 6                       | 45 706                                    | 4 788                    | 971                             | 166  | 1  | 1   |
| 34            | Fabricated metal products .....                                     | 4                       | (D)                                       | (D)                      | (D)                             | (D)  | (D)  | (D)   |
| 35            | Industrial machinery and equipment .....                            | 1                       | (D)                                       | (D)                      | (D)                             | (D)  | (D)  | (D)   |
| 36            | Electronic and other electric equipment .....                       | 1                       | (D)                                       | (D)                      | (D)                             | (D)  | (D)  | (D)   |
| 37            | Transportation equipment .....                                      | 6                       | 2 430                                     | 929                      | 197                             | 43   | 2  | —   |
| 38            | Instruments and related products .....                              | 5                       | 16 880                                    | 4 751                    | 958                             | 299  | 2  | —   |
| 39            | Miscellaneous manufacturing industries .....                        | 5                       | 2 648                                     | 364                      | 99                              | 22   | 2  | —   |
| <b>50-51</b>  | <b>Wholesale trade .....</b>  | <b>114</b>              | <b>414 401</b>                            | <b>21 189</b>            | <b>5 167</b>                    | <b>1 030</b>   | <b>11</b>                                      | <b>1</b>                                    |
| 50            | Durable goods .....   | 46                      | 51 920                                    | 6 752                    | 1 576                           | 271  | 10   | 1   |
| 501           | Motor vehicles, parts, and supplies .....                           | 4                       | 853                                       | 92                       | 25                              | 5  | 3  | —   |
| 503           | Lumber and construction materials .....                             | 4                       | 3 269                                     | 387                      | 102                             | 24   | 1  | —   |
| 504           | Professional and commercial equipment .....                         | 15                      | 20 451                                    | 2 084                    | 502                             | 63   | —  | —   |
| 506           | Electrical goods .....  | 7                       | 5 919                                     | 839                      | 233                             | 39   | 2  | —   |
| 507           | Hardware, plumbing, and heating equipment .....                     | 5                       | 4 402                                     | 578                      | 134                             | 28   | —  | —   |
| 508           | Machinery, equipment, and supplies .....                            | 6                       | 2 038                                     | 177                      | 50                              | 15   | 4  | 1   |
| 509           | Miscellaneous durable goods .....                                   | 5                       | 14 988                                    | 2 595                    | 530                             | 97   | —  | —   |
| 51            | Nondurable goods .....  | 68                      | 362 481                                   | 14 437                   | 3 591                           | 759  | 1  | —   |
| 511           | Paper and paper products .....                                      | 5                       | 7 577                                     | 461                      | 110                             | 35   | —  | —   |
| 512           | Drugs, proprietaries, and sundries .....                            | 4                       | 2 113                                     | 247                      | 54                              | 13   | —  | —   |
| 513           | Apparel, piece goods, and notions .....                             | 5                       | (D)                                       | (D)                      | (D)                             | (D)  | (D)  | (D)   |
| 514           | Groceries and related products .....                                | 25                      | 231 416                                   | 4 935                    | 1 237                           | 293  | —  | (D)   |
| 516           | Chemicals and allied products .....                                 | 2                       | (D)                                       | (D)                      | (D)                             | (D)  | (D)  | (D)   |
| 517           | Petroleum and petroleum products .....                              | 8                       | 37 710                                    | 1 538                    | 431                             | 75   | —  | —   |
| 518           | Beer, wine, and distilled beverages .....                           | 7                       | 71 963                                    | 5 671                    | 1 375                           | 252  | —  | —   |
| 519           | Miscellaneous nondurable goods .....                                | 12                      | 7 393                                     | 953                      | 239                             | 59   | 1  | —   |
| <b>52-59</b>  | <b>Retail trade .....</b>   | <b>1 339</b>            | <b>880 791</b>                            | <b>120 265</b>           | <b>30 299</b>                   | <b>8 859</b>   | <b>645</b>                                     | <b>239</b>                                  |
| 52            | Building materials and garden supplies .....                        | 51                      | 51 225                                    | 7 999                    | 1 882                           | 397  | 18   | 10  |
| 521           | Lumber and other building materials .....                           | 11                      | 15 253                                    | 2 922                    | 598                             | 111  | 3  | 4   |
| 523           | Paint, glass, and wallpaper stores .....                            | 12                      | 6 261                                     | 1 019                    | 243                             | 55   | 2  | —   |
| 525           | Hardware stores .....   | 23                      | 28 336                                    | 3 664                    | 946                             | 207  | 7  | 5   |
| 526           | Retail nurseries and garden stores .....                            | 5                       | 1 375                                     | 394                      | 95                              | 24   | 6  | 1   |
| 53            | General merchandise stores .....                                    | 9                       | 39 021                                    | 4 466                    | 1 221                           | 298  | 6  | 3   |
| 533           | Variety stores .....  | 5                       | (D)                                       | (D)                      | (D)                             | (D)  | (D)  | (D)   |
| 539           | Miscellaneous general merchandise stores .....                      | 4                       | (D)                                       | (D)                      | (D)                             | (D)  | (D)  | (D)   |
| 54            | Food stores .....   | 158                     | 204 536                                   | 19 031                   | 4 615                           | 1 595  | 111  | 57  |
| 541           | Grocery stores .....  | 116                     | 191 927                                   | 17 042                   | 4 113                           | 1 433  | 79   | 42  |
| 542           | Meat and fish markets .....   | 6                       | 5 235                                     | 583                      | 147                             | 34   | 4  | 2   |
| 543           | Fruit and vegetable markets .....                                   | 4                       | 139                                       | 11                       | 2                               | 1  | 6  | 2   |
| 544           | Candy, nut, and confectionery stores .....                          | 4                       | 1 046                                     | 154                      | 40                              | 12   | 3  | 1   |
| 545           | Dairy products stores .....   | 3                       | 614                                       | 73                       | 16                              | 7  | 1  | 1   |
| 546           | Retail bakeries .....   | 18                      | 3 926                                     | 958                      | 253                             | 87   | 14   | 7   |
| 549           | Miscellaneous food stores .....                                     | 7                       | 1 649                                     | 210                      | 44                              | 21   | 4  | 2   |
| 55, ex. 554   | Automotive dealers, excluding gasoline service stations .....       | 51                      | 40 077                                    | 7 568                    | 1 893                           | 390  | 12   | 5   |
| 551           | New and used car dealers .....                                      | 11                      | 12 331                                    | 2 757                    | 666                             | 115  | 1  | 1   |
| 553           | Auto and home supply stores .....                                   | 29                      | 19 471                                    | 2 841                    | 717                             | 162  | 11   | 4   |
| 555           | Boat dealers .....  | 11                      | 8 275                                     | 1 970                    | 510                             | 113  | —  | —   |
| 554           | Gasoline service stations .....                                     | 23                      | 21 109                                    | 1 877                    | 465                             | 141  | 9  | —   |
| 56            | Apparel and accessory stores .....                                  | 210                     | 70 651                                    | 9 564                    | 2 419                           | 867  | 118  | 32  |
| 561           | Men's and boys' clothing stores .....                               | 19                      | 4 321                                     | 556                      | 139                             | 47   | 15   | 2   |
| 562           | Women's clothing stores .....                                       | 61                      | 24 661                                    | 3 167                    | 787                             | 289  | 32   | 8   |
| 563           | Women's accessory and specialty stores .....                        | 5                       | 508                                       | 101                      | 27                              | 11   | 2  | —   |
| 564           | Children's and infants' wear stores .....                           | 6                       | 571                                       | 77                       | 15                              | 7  | 6  | —   |
| 565           | Family clothing stores .....  | 72                      | 17 623                                    | 2 557                    | 620                             | 254  | 50   | 16  |
| 566           | Shoe stores .....   | 28                      | 18 887                                    | 2 627                    | 689                             | 217  | 4  | 2   |
| 569           | Miscellaneous apparel and accessory stores .....                    | 19                      | 4 080                                     | 479                      | 142                             | 42   | 9  | 4   |
| 57            | Furniture and home furnishings stores .....                         | 70                      | 46 914                                    | 5 213                    | 1 276                           | 324  | 19   | 9   |
| 571           | Furniture and home furnishings stores .....                         | 38                      | 23 116                                    | 3 191                    | 831                             | 198  | 9  | 2   |
| 5712          | Furniture stores .....  | 23                      | 14 088                                    | 1 765                    | 472                             | 118  | 4  | 2   |
| 572           | Household appliance stores .....                                    | 9                       | 3 793                                     | 553                      | 117                             | 32   | 1  | —   |
| 573           | Radio, television, and computer stores .....                        | 23                      | 20 005                                    | 1 469                    | 328                             | 94   | 9  | 7   |
| 5731          | Radio, television, and electronic stores .....                      | 9                       | 16 077                                    | 1 051                    | 231                             | 64   | 3  | 4   |
| 5734          | Computer and software stores .....                                  | 4                       | 1 809                                     | 241                      | 58                              | 11   | —  | —   |
| 5735          | Record and prerecorded tape stores .....                            | 8                       | (D)                                       | (D)                      | (D)                             | (D)  | (D)  | (D)   |
| 58            | Eating and drinking places .....                                    | 341                     | 97 196                                    | 22 135                   | 5 780                           | 2 334  | 193  | 85  |
| 5812          | Eating places .....   | 267                     | 89 803                                    | 20 597                   | 5 393                           | 2 162  | 140  | 56  |
| 5813          | Drinking places .....   | 74                      | 7 393                                     | 1 538                    | 387                             | 172  | 53   | 29  |
| 591           | Drug stores and proprietary stores .....                            | 27                      | 27 391                                    | 3 322                    | 826                             | 202  | 5  | —   |

See footnotes at end of table.

**8 VIRGIN ISLANDS**

**1992 ECONOMIC CENSUS OF OUTLYING AREAS**

**Table 5. General Statistics by Selected Industry Group and Kind of Business: 1992—Con.**

[Detail may not add to total because of rounding. For meaning of abbreviations and symbols, see introductory text. For explanation of terms, see appendix A]

| 1992 SIC code  | Selected industry group and kind of business                 | Establishments (number) | Sales and receipts <sup>1</sup> (\$1,000) | Annual payroll (\$1,000) | First quarter payroll (\$1,000) | Paid employees for pay period including Mar. 12 (number) | Proprietors and partners <sup>2</sup> (number) | Unpaid family workers <sup>2</sup> (number) |
|--|--|-------------------------|---|--------------------------|---------------------------------|--|--|---|
| <b>52-59</b>   | <b>Retail trade—Con.</b>                                     |                         |   |                          |                                 |  |  |   |
| 59, ex. 591  | Miscellaneous retail .....                                   | 399                     | 282 671                                   | 39 090                   | 9 922                           | 2 311  | 154  | 38  |
| 592  | Liquor stores .....  | 14                      | 13 329                                    | 1 271                    | 334                             | 85   | 7  | 3   |
| 593  | Used merchandise stores .....                                | 3                       | (D)                                       | (D)                      | (D)                             | (D)  | (D)  | (D)   |
| 594  | Miscellaneous shopping goods stores .....                    | 296                     | 232 599                                   | 30 106                   | 7 553                           | 1 757  | 110  | 20  |
| 5941   | Sporting goods and bicycle shops .....                       | 19                      | 3 473                                     | 542                      | 128                             | 45   | 8  | 1   |
| 5944   | Jewelry stores .....   | 113                     | 162 710                                   | 21 893                   | 5 405                           | 1 152  | 23   | 2   |
| 5945   | Hobby, toy, and game shops .....                             | 7                       | 1 434                                     | 210                      | 58                              | 18   | 3  | —   |
| 5946   | Camera and photographic supply stores .....                  | 7                       | (D)                                       | (D)                      | (D)                             | (D)  | (D)  | (D)   |
| 5947   | Gift, novelty, and souvenir shops .....                      | 108                     | 34 355                                    | 4 433                    | 1 209                           | 328  | 54   | 11  |
| 5949   | Sewing, needlework, and piece goods .....                    | 9                       | 1 341                                     | 170                      | 43                              | 19   | 9  | 4   |
| 598  | Fuel dealers .....   | 4                       | (D)                                       | (D)                      | (D)                             | (D)  | (D)  | (D)   |
| 599  | Retail stores, n.e.c. ....                                   | 82                      | 30 820                                    | 6 266                    | 1 681                           | 368  | 36   | 15  |
| 5992   | Florists .....   | 15                      | 1 136                                     | 309                      | 82                              | 32   | 8  | 4   |
| 5999   | Miscellaneous retail stores, n.e.c. ....                     | 50                      | 22 376                                    | 4 414                    | 1 200                           | 249  | 25   | 11  |
| <b>472, 70-79</b><br><b>(ex. 702,</b><br><b>704), 8072,</b><br><b>8111, 84,</b><br><b>871, 8731,</b><br><b>8732,</b><br><b>8734, 874</b> | <b>Service industries .....</b>                              | <b>1 254</b>            | <b>682 368</b>                            | <b>129 727</b>           | <b>33 240</b>                   | <b>7 659</b>   | <b>389</b>                                     | <b>84</b>                                   |
| 472  | Passenger transportation arrangement .....                   | 47                      | 40 315                                    | 5 846                    | 1 115                           | 361  | 14   | 2   |
| 4724   | Travel agencies .....  | 27                      | 33 013                                    | 3 957                    | 541                             | 252  | 8  | 2   |
| 4725   | Tour operators .....   | 13                      | 6 298                                     | 1 510                    | 468                             | 76   | 5  | —   |
| 4729   | Passenger transport arrangement, n.e.c. ....                 | 7                       | 1 004                                     | 379                      | 106                             | 33   | 1  | —   |
| 70, ex. 702,<br>704  | Hotels and other lodging places .....                        | 73                      | (D)                                       | (D)                      | (D)                             | (D)  | (D)  | (D)   |
| 701  | Hotels, and motels .....                                     | 71                      | 177 609                                   | 49 382                   | 13 736                          | 3 615  | 18   | 3   |
| 703  | Camps and recreational vehicle parks .....                   | 2                       | (D)                                       | (D)                      | (D)                             | (D)  | (D)  | (D)   |
| 72   | Personal services .....                                      | 117                     | 15 569                                    | 4 411                    | 1 085                           | 342  | 74   | 14  |
| 721  | Laundry, cleaning, and garment services .....                | 32                      | 9 982                                     | 3 181                    | 776                             | 236  | 11   | 4   |
| 7215   | Coin-operated laundries and cleaning .....                   | 23                      | 6 007                                     | 2 119                    | 489                             | 132  | 5  | 3   |
| 722  | Photographic studios, portrait .....                         | 3                       | 290                                       | 75                       | 19                              | 5  | 1  | —   |
| 723  | Beauty shops .....   | 65                      | 2 772                                     | 593                      | 149                             | 64   | 54   | 8   |
| 724  | Barber shops .....   | 5                       | (D)                                       | (D)                      | (D)                             | (D)  | (D)  | (D)   |
| 725  | Shoe repair and shoeshine parlors .....                      | 1                       | (D)                                       | (D)                      | (D)                             | (D)  | (D)  | (D)   |
| 726  | Funeral service and crematories .....                        | 4                       | 1 437                                     | 354                      | 88                              | 22   | —  | —   |
| 729  | Miscellaneous personal services .....                        | 7                       | 918                                       | 174                      | 45                              | 13   | 3  | —   |
| 73   | Business services .....                                      | 105                     | 29 693                                    | 9 463                    | 2 367                           | 916  | 38   | 19  |
| 731  | Advertising .....  | 14                      | 7 443                                     | 1 434                    | 324                             | 67   | 1  | —   |
| 7311   | Advertising agencies .....                                   | 8                       | 3 682                                     | 612                      | 128                             | 31   | 1  | —   |
| 732  | Credit reporting and collection .....                        | 1                       | (D)                                       | (D)                      | (D)                             | (D)  | (D)  | (D)   |
| 733  | Mailing, reproduction, stenographic .....                    | 13                      | (D)                                       | (D)                      | (D)                             | (D)  | (D)  | (D)   |
| 734  | Services to buildings .....                                  | 14                      | 4 223                                     | 1 568                    | 376                             | 119  | 4  | 1   |
| 735  | Miscellaneous equipment rental and leasing .....             | 10                      | 3 367                                     | 817                      | 218                             | 83   | 1  | —   |
| 736  | Personnel supply services .....                              | 5                       | 615                                       | 285                      | 95                              | 23   | 3  | 1   |
| 737  | Computer and data processing services .....                  | 6                       | 634                                       | 163                      | 38                              | 9  | 3  | 2   |
| 738  | Miscellaneous business services .....                        | 42                      | 12 208                                    | 4 891                    | 1 243                           | 589  | 17   | 13  |
| 7384   | Photofinishing laboratories .....                            | 11                      | 2 088                                     | 588                      | 144                             | 63   | 3  | 9   |
| 75   | Auto repair, services, and parking .....                     | 103                     | 25 932                                    | 4 916                    | 1 222                           | 344  | 55   | 14  |
| 751  | Automotive rentals, no drivers .....                         | 40                      | 20 252                                    | 3 762                    | 933                             | 227  | 5  | 4   |
| 7514   | Passenger car rental .....                                   | 37                      | 19 515                                    | 3 572                    | 879                             | 213  | 5  | 4   |
| 752  | Automobile parking .....                                     | 2                       | (D)                                       | (D)                      | (D)                             | (D)  | (D)  | (D)   |
| 753  | Automotive repair shops .....                                | 55                      | 4 621                                     | 862                      | 208                             | 81   | 43   | 9   |
| 7539   | Automotive repair shops, n.e.c. ....                         | 38                      | 2 844                                     | 533                      | 129                             | 52   | 29   | 6   |
| 754  | Automotive services, except repair .....                     | 6                       | (D)                                       | (D)                      | (D)                             | (D)  | (D)  | (D)   |
| 76   | Miscellaneous repair services .....                          | 80                      | 55 974                                    | 34 993                   | 8 606                           | 1 018  | 56   | 19  |
| 762  | Electrical repair shops .....                                | 36                      | 11 201                                    | 2 069                    | 500                             | 157  | 22   | 5   |
| 763  | Watch, clock, and jewelry repair .....                       | 7                       | 422                                       | 74                       | 19                              | 3  | 6  | 4   |
| 764  | Reupholstery and furniture repair .....                      | 7                       | 237                                       | 22                       | 6                               | 3  | 8  | 3   |
| 769  | Miscellaneous repair shops .....                             | 30                      | 44 114                                    | 32 828                   | 8 081                           | 855  | 20   | 7   |
| 78   | Motion pictures .....  | 22                      | 3 209                                     | 671                      | 213                             | 73   | 7  | 1   |
| 781  | Motion picture production and services .....                 | 4                       | 415                                       | 8                        | —                               | —  | 3  | —   |
| 783  | Motion picture theaters .....                                | 5                       | 1 562                                     | 307                      | 107                             | 39   | —  | —   |
| 784  | Video tape rental .....                                      | 13                      | 1 232                                     | 356                      | 106                             | 34   | 4  | 1   |
| 79   | Amusement and recreation services .....                      | 539                     | 22 649                                    | 5 485                    | 1 358                           | 373  | 23   | 4   |
| 791  | Dance studios, schools, and halls .....                      | 1                       | (D)                                       | (D)                      | (D)                             | (D)  | (D)  | (D)   |
| 799  | Miscellaneous amusement, recreation services .....           | 538                     | (D)                                       | (D)                      | (D)                             | (D)  | (D)  | (D)   |
| 7999 pt.   | Amusement and recreation services, except<br>lotteries ..... | 44                      | 14 108                                    | 3 795                    | 944                             | 255  | 22   | 4   |
| 7999 pt.   | Lottery dealers .....  | 484                     | 3 672                                     | —                        | —                               | —  | —  | —   |
| 8072   | Dental laboratories .....                                    | 1                       | (D)                                       | (D)                      | (D)                             | (D)  | (D)  | (D)   |
| 81   | Legal services .....   | 61                      | 27 849                                    | 8 827                    | 2 126                           | 310  | 72   | 6   |
| 84   | Museums, botanical, zoological gardens .....                 | 7                       | (D)                                       | (D)                      | (D)                             | (D)  | (D)  | (D)   |
| 841  | Museums and art galleries .....                              | 5                       | (D)                                       | (D)                      | (D)                             | (D)  | (D)  | (D)   |
| 842  | Botanical and zoological gardens .....                       | 2                       | (D)                                       | (D)                      | (D)                             | (D)  | (D)  | (D)   |
| 87, ex. 872  | Engineering and management services .....                    | 99                      | 277 576                                   | 4 324                    | 1 063                           | 204  | 28   | 2   |
| 871  | Engineering and architectural services .....                 | 25                      | 5 514                                     | 1 747                    | 430                             | 84   | 21   | 2   |
| 873, ex.<br>8733   | Research and testing services .....                          | 7                       | 2 199                                     | 672                      | 172                             | 26   | —  | —   |
| 874  | Management and public relations .....                        | 67                      | 269 863                                   | 1 905                    | 461                             | 94   | 7  | —   |

<sup>1</sup>For construction and manufacturing, see appendix A for explanation of terms and problems of duplication.

<sup>2</sup>Includes only those who worked 15 hours or more during week including Mar. 12.



**Table 6. General Statistics by Selected Industry Group and Kind of Business for the Islands of St. Thomas and St. John: 1992**

[Detail may not add to total because of rounding. For meaning of abbreviations and symbols, see introductory text. For explanation of terms, see appendix A]

| 1992 SIC code | Selected industry group and kind of business                        | Establishments (number) | Sales and receipts <sup>1</sup> (\$1,000) | Annual payroll (\$1,000) | First quarter payroll (\$1,000) | Paid employees for pay period including Mar. 12 (number) | Proprietors and partners <sup>2</sup> (number) | Unpaid family workers <sup>2</sup> (number) |
|---------------|---|-------------------------|---|--------------------------|---------------------------------|--|--|---|
|               | <b>Total .....</b>  | <b>1 929</b>            | <b>1 678 664</b>                          | <b>208 410</b>           | <b>53 225</b>                   | <b>13 538</b>  | <b>725</b>                                     | <b>166</b>                                  |
|               | <b>Construction industries and subdividers and developers .....</b> | <b>86</b>               | <b>93 482</b>                             | <b>19 743</b>            | <b>4 973</b>                    | <b>879</b>   | <b>29</b>                                      | <b>2</b>                                    |
| 15            | General building contractors .....                                  | 44                      | 58 521                                    | 11 677                   | 2 816                           | 536  | 13   | 2   |
| 16            | Heavy construction, except building .....                           | 7                       | 19 705                                    | 3 495                    | 1 021                           | 132  | 1  | -   |
| 17            | Special trade contractors .....                                     | 28                      | 10 427                                    | 3 531                    | 857                             | 163  | 11   | -   |
| 6552          | Subdividers and developers, n.e.c. ....                             | 7                       | 4 829                                     | 1 040                    | 279                             | 48   | 4  | -   |
| <b>20-39</b>  | <b>Manufacturing .....</b>  | <b>48</b>               | <b>55 125</b>                             | <b>9 722</b>             | <b>2 380</b>                    | <b>437</b>   | <b>22</b>                                      | <b>3</b>                                    |
| 20            | Food and kindred products .....                                     | 5                       | 11 593                                    | 2 413                    | 638                             | 112  | -  | -   |
| 22            | Textile mill products .....   | 2                       | (D)                                       | (D)                      | (D)                             | (D)  | (D)  | (D)   |
| 23            | Apparel and other textile products .....                            | 6                       | 3 910                                     | 569                      | 143                             | 39   | 4  | 1   |
| 24            | Lumber and wood products .....                                      | 2                       | (D)                                       | (D)                      | (D)                             | (D)  | (D)  | (D)   |
| 25            | Furniture and fixtures .....  | 1                       | (D)                                       | (D)                      | (D)                             | (D)  | (D)  | (D)   |
| 27            | Printing and publishing .....                                       | 13                      | 8 061                                     | 2 310                    | 578                             | 108  | 7  | -   |
| 28            | Chemicals and allied products .....                                 | 1                       | (D)                                       | (D)                      | (D)                             | (D)  | (D)  | (D)   |
| 31            | Leather and leather products .....                                  | 1                       | (D)                                       | (D)                      | (D)                             | (D)  | (D)  | (D)   |
| 32            | Stone, clay, and glass products .....                               | 2                       | (D)                                       | (D)                      | (D)                             | (D)  | (D)  | (D)   |
| 34            | Fabricated metal products .....                                     | 3                       | (D)                                       | (D)                      | (D)                             | (D)  | (D)  | (D)   |
| 35            | Industrial machinery and equipment .....                            | 1                       | (D)                                       | (D)                      | (D)                             | (D)  | (D)  | (D)   |
| 36            | Electronic and other electric equipment .....                       | 1                       | (D)                                       | (D)                      | (D)                             | (D)  | (D)  | (D)   |
| 37            | Transportation equipment .....                                      | 5                       | (D)                                       | (D)                      | (D)                             | (D)  | (D)  | (D)   |
| 39            | Miscellaneous manufacturing industries .....                        | 5                       | 2 648                                     | 364                      | 99                              | 22   | 2  | -   |
| <b>50-51</b>  | <b>Wholesale trade .....</b>  | <b>76</b>               | <b>362 059</b>                            | <b>15 810</b>            | <b>3 800</b>                    | <b>726</b>   | <b>11</b>                                      | <b>1</b>                                    |
| 50            | Durable goods .....   | 33                      | 40 707                                    | 4 884                    | 1 127                           | 180  | 10   | 1   |
| 501           | Motor vehicles, parts, and supplies .....                           | 4                       | 853                                       | 92                       | 25                              | 5  | 3  | -   |
| 503           | Lumber and construction materials .....                             | 2                       | (D)                                       | (D)                      | (D)                             | (D)  | (D)  | (D)   |
| 504           | Professional and commercial equipment .....                         | 10                      | 17 758                                    | 1 595                    | 395                             | 44   | -  | -   |
| 506           | Electrical goods .....  | 5                       | (D)                                       | (D)                      | (D)                             | (D)  | (D)  | (D)   |
| 507           | Hardware, plumbing, and heating equipment .....                     | 2                       | (D)                                       | (D)                      | (D)                             | (D)  | (D)  | (D)   |
| 508           | Machinery, equipment, and supplies .....                            | 6                       | 2 038                                     | 177                      | 50                              | 15   | 4  | 1   |
| 509           | Miscellaneous durable goods .....                                   | 4                       | (D)                                       | (D)                      | (D)                             | (D)  | (D)  | (D)   |
| 51            | Nondurable goods .....  | 43                      | 321 352                                   | 10 926                   | 2 673                           | 546  | 1  | -   |
| 511           | Paper and paper products .....                                      | 4                       | (D)                                       | (D)                      | (D)                             | (D)  | (D)  | (D)   |
| 512           | Drugs, proprietaries, and sundries .....                            | 4                       | 2 113                                     | 247                      | 54                              | 13   | -  | -   |
| 513           | Apparel, piece goods, and notions .....                             | 4                       | (D)                                       | (D)                      | (D)                             | (D)  | (D)  | (D)   |
| 514           | Groceries and related products .....                                | 13                      | 216 459                                   | 3 260                    | 808                             | 177  | -  | -   |
| 516           | Chemicals and allied products .....                                 | 1                       | (D)                                       | (D)                      | (D)                             | (D)  | (D)  | (D)   |
| 517           | Petroleum and petroleum products .....                              | 3                       | 25 808                                    | 935                      | 262                             | 43   | -  | -   |
| 518           | Beer, wine, and distilled beverages .....                           | 4                       | 60 873                                    | 4 937                    | 1 177                           | 211  | -  | -   |
| 519           | Miscellaneous nondurable goods .....                                | 10                      | (D)                                       | (D)                      | (D)                             | (D)  | (D)  | (D)   |
| <b>52-59</b>  | <b>Retail trade .....</b>   | <b>896</b>              | <b>633 564</b>                            | <b>86 930</b>            | <b>21 936</b>                   | <b>6 189</b>   | <b>387</b>                                     | <b>113</b>                                  |
| 52            | Building materials and garden supplies .....                        | 25                      | 31 323                                    | 5 037                    | 1 087                           | 222  | 9  | 1   |
| 521           | Lumber and other building materials .....                           | 6                       | 10 340                                    | 2 243                    | 423                             | 77   | 1  | -   |
| 523           | Paint, glass, and wallpaper stores .....                            | 5                       | (D)                                       | (D)                      | (D)                             | (D)  | (D)  | (D)   |
| 525           | Hardware stores .....   | 10                      | 18 091                                    | 2 283                    | 538                             | 117  | 2  | -   |
| 526           | Retail nurseries and garden stores .....                            | 4                       | (D)                                       | (D)                      | (D)                             | (D)  | (D)  | (D)   |
| 53            | General merchandise stores .....                                    | 8                       | (D)                                       | (D)                      | (D)                             | (D)  | (D)  | (D)   |
| 533           | Variety stores .....  | 4                       | (D)                                       | (D)                      | (D)                             | (D)  | (D)  | (D)   |
| 539           | Miscellaneous general merchandise stores .....                      | 4                       | (D)                                       | (D)                      | (D)                             | (D)  | (D)  | (D)   |
| 54            | Food stores .....   | 89                      | 109 559                                   | 10 790                   | 2 639                           | 945  | 63   | 21  |
| 541           | Grocery stores .....  | 60                      | 103 408                                   | 9 719                    | 2 355                           | 856  | 38   | 14  |
| 542           | Meat and fish markets .....   | 4                       | (D)                                       | (D)                      | (D)                             | (D)  | (D)  | (D)   |
| 543           | Fruit and vegetable markets .....                                   | 4                       | 139                                       | 11                       | 2                               | 1  | 6  | 2   |
| 544           | Candy, nut, and confectionery stores .....                          | 4                       | 1 046                                     | 154                      | 40                              | 12   | 3  | 1   |
| 545           | Dairy products stores .....   | 2                       | (D)                                       | (D)                      | (D)                             | (D)  | (D)  | (D)   |
| 546           | Retail bakeries .....   | 12                      | 3 240                                     | 729                      | 197                             | 62   | 10   | 1   |
| 549           | Miscellaneous food stores .....                                     | 3                       | (D)                                       | (D)                      | (D)                             | (D)  | (D)  | (D)   |
| 55, ex. 554   | Automotive dealers, excluding gasoline service stations .....       | 32                      | 27 466                                    | 4 572                    | 1 193                           | 246  | 6  | 1   |
| 551           | New and used car dealers .....                                      | 7                       | (D)                                       | (D)                      | (D)                             | (D)  | (D)  | (D)   |
| 553           | Auto and home supply stores .....                                   | 15                      | 11 266                                    | 1 344                    | 363                             | 79   | 6  | 1   |
| 555           | Boat dealers .....  | 10                      | (D)                                       | (D)                      | (D)                             | (D)  | (D)  | (D)   |
| 554           | Gasoline service stations .....                                     | 12                      | (D)                                       | (D)                      | (D)                             | (D)  | (D)  | (D)   |
| 56            | Apparel and accessory stores .....                                  | 137                     | 48 190                                    | 6 687                    | 1 704                           | 602  | 79   | 23  |
| 561           | Men's and boys' clothing stores .....                               | 12                      | 3 595                                     | 417                      | 104                             | 32   | 9  | 2   |
| 562           | Women's clothing stores .....                                       | 40                      | 16 741                                    | 2 333                    | 590                             | 183  | 20   | 4   |
| 563           | Women's accessory and specialty stores .....                        | 2                       | (D)                                       | (D)                      | (D)                             | (D)  | (D)  | (D)   |
| 564           | Children's and infants' wear stores .....                           | 4                       | (D)                                       | (D)                      | (D)                             | (D)  | (D)  | (D)   |
| 565           | Family clothing stores .....  | 45                      | 11 647                                    | 1 509                    | 366                             | 179  | 36   | 12  |
| 566           | Shoe stores .....   | 17                      | 12 039                                    | 1 866                    | 481                             | 156  | 1  | 1   |
| 569           | Miscellaneous apparel and accessory stores .....                    | 17                      | (D)                                       | (D)                      | (D)                             | (D)  | (D)  | (D)   |
| 57            | Furniture and home furnishings stores .....                         | 43                      | 34 809                                    | 3 705                    | 923                             | 225  | 9  | 2   |
| 571           | Furniture and home furnishings stores .....                         | 23                      | 16 191                                    | 2 321                    | 602                             | 132  | 5  | -   |
| 5712          | Furniture stores .....  | 8                       | 7 163                                     | 895                      | 243                             | 52   | -  | -   |
| 572           | Household appliance stores .....                                    | 7                       | (D)                                       | (D)                      | (D)                             | (D)  | (D)  | (D)   |
| 573           | Radio, television, and computer stores .....                        | 13                      | (D)                                       | (D)                      | (D)                             | (D)  | (D)  | (D)   |
| 5731          | Radio, television, and electronic stores .....                      | 5                       | (D)                                       | (D)                      | (D)                             | (D)  | (D)  | (D)   |
| 5734          | Computer and software stores .....                                  | 3                       | (D)                                       | (D)                      | (D)                             | (D)  | (D)  | (D)   |
| 5735          | Record and prerecorded tape stores .....                            | 4                       | (D)                                       | (D)                      | (D)                             | (D)  | (D)  | (D)   |
| 58            | Eating and drinking places .....                                    | 226                     | 67 472                                    | 15 056                   | 3 838                           | 1 568  | 124  | 42  |
| 5812          | Eating places .....   | 180                     | 61 732                                    | 13 850                   | 3 533                           | 1 439  | 95   | 31  |
| 5813          | Drinking places .....   | 46                      | 5 740                                     | 1 206                    | 305                             | 129  | 29   | 11  |
| 591           | Drug stores and proprietary stores .....                            | 22                      | 17 440                                    | 2 090                    | 527                             | 130  | 3  | -   |

See footnotes at end of table.

**10 VIRGIN ISLANDS**

**1992 ECONOMIC CENSUS OF OUTLYING AREAS**

**Table 6. General Statistics by Selected Industry Group and Kind of Business for the Islands of St. Thomas and St. John: 1992—Con.**

[Detail may not add to total because of rounding. For meaning of abbreviations and symbols, see introductory text. For explanation of terms, see appendix A]

| 1992 SIC code  | Selected industry group and kind of business              | Establishments (number) | Sales and receipts <sup>1</sup> (\$1,000) | Annual payroll (\$1,000) | First quarter payroll (\$1,000) | Paid employees for pay period including Mar. 12 (number) | Proprietors and partners <sup>2</sup> (number) | Unpaid family workers <sup>2</sup> (number) |
|--|---|-------------------------|---|--------------------------|---------------------------------|--|--|---|
| <b>52-59</b>   | <b>Retail trade—Con.</b>                                  |                         |   |                          |                                 |  |  |   |
| 59, ex. 591  | Miscellaneous retail .....                                | 302                     | 260 044                                   | 35 222                   | 8 919                           | 1 996  | 86   | 20  |
| 592  | Liquor stores .....                                       | 8                       | (D)                                       | (D)                      | (D)                             | (D)  | (D)  | (D)   |
| 593  | Used merchandise stores .....                             | 3                       | (D)                                       | (D)                      | (D)                             | (D)  | (D)  | (D)   |
| 594  | Miscellaneous shopping goods stores .....                 | 230                     | 222 243                                   | 28 432                   | 7 123                           | 1 609  | 58   | 8   |
| 5941   | Sporting goods and bicycle shops .....                    | 14                      | 2 348                                     | 396                      | 88                              | 29   | 7  | 1   |
| 5944   | Jewelry stores .....                                      | 98                      | 159 020                                   | 21 084                   | 5 194                           | 1 102  | 13   | 1   |
| 5945   | Hobby, toy, and game shops .....                          | 5                       | (D)                                       | (D)                      | (D)                             | (D)  | (D)  | (D)   |
| 5946   | Camera and photographic supply stores .....               | 6                       | (D)                                       | (D)                      | (D)                             | (D)  | (D)  | (D)   |
| 5947   | Gift, novelty, and souvenir shops .....                   | 81                      | 31 717                                    | 4 066                    | 1 113                           | 286  | 30   | 5   |
| 5949   | Sewing, needlework, and piece goods .....                 | 5                       | 1 038                                     | 125                      | 32                              | 13   | 3  | 1   |
| 598  | Fuel dealers .....  | 2                       | (D)                                       | (D)                      | (D)                             | (D)  | (D)  | (D)   |
| 599  | Retail stores, n.e.c. ....                                | 59                      | 23 931                                    | 4 911                    | 1 313                           | 281  | 25   | 10  |
| 5992   | Florists .....  | 9                       | 573                                       | 156                      | 41                              | 18   | 4  | —   |
| 5999   | Miscellaneous retail stores, n.e.c. ....                  | 37                      | 18 559                                    | 3 915                    | 1 075                           | 212  | 18   | 10  |
| <b>472, 70-79 (ex. 702, 704), 8072, 8111, 84, 871, 8731, 8732, 8734, 874</b> | <b>Service industries .....</b>                           | <b>823</b>              | <b>534 434</b>                            | <b>76 205</b>            | <b>20 136</b>                   | <b>5 307</b>   | <b>276</b>                                     | <b>47</b>                                   |
| 472  | Passenger transportation arrangement .....                | 32                      | 19 822                                    | 2 684                    | 744                             | 139  | 12   | 2   |
| 4724   | Travel agencies .....                                     | 16                      | 13 356                                    | 1 033                    | 242                             | 56   | 6  | 2   |
| 4725   | Tour operators .....                                      | 11                      | (D)                                       | (D)                      | (D)                             | (D)  | (D)  | (D)   |
| 4729   | Passenger transport arrangement, n.e.c. ....              | 5                       | (D)                                       | (D)                      | (D)                             | (D)  | (D)  | (D)   |
| 70, ex. 702, 704   | Hotels and other lodging places .....                     | 51                      | (D)                                       | (D)                      | (D)                             | (D)  | (D)  | (D)   |
| 701  | Hotels, and motels .....                                  | 49                      | 158 809                                   | 44 210                   | 12 148                          | 3 111  | 11   | 3   |
| 703  | Camps and recreational vehicle parks .....                | 2                       | (D)                                       | (D)                      | (D)                             | (D)  | (D)  | (D)   |
| 72   | Personal services .....                                   | 80                      | 12 036                                    | 3 501                    | 857                             | 254  | 50   | 8   |
| 721  | Laundry, cleaning, and garment services .....             | 22                      | 8 170                                     | 2 702                    | 657                             | 190  | 7  | 2   |
| 7215   | Coin-operated laundries and cleaning .....                | 13                      | 4 195                                     | 1 640                    | 370                             | 86   | 1  | 1   |
| 722  | Photographic studios, portrait .....                      | 2                       | (D)                                       | (D)                      | (D)                             | (D)  | (D)  | (D)   |
| 723  | Beauty shops .....  | 46                      | 1 977                                     | 425                      | 104                             | 40   | 38   | 6   |
| 724  | Barber shops .....  | 1                       | (D)                                       | (D)                      | (D)                             | (D)  | (D)  | (D)   |
| 725  | Shoe repair and shoeshine parlors .....                   | 1                       | (D)                                       | (D)                      | (D)                             | (D)  | (D)  | (D)   |
| 726  | Funeral service and crematories .....                     | 2                       | (D)                                       | (D)                      | (D)                             | (D)  | (D)  | (D)   |
| 729  | Miscellaneous personal services .....                     | 6                       | (D)                                       | (D)                      | (D)                             | (D)  | (D)  | (D)   |
| 73   | Business services .....                                   | 71                      | 21 804                                    | 6 385                    | 1 614                           | 711  | 28   | 7   |
| 731  | Advertising .....   | 13                      | (D)                                       | (D)                      | (D)                             | (D)  | (D)  | (D)   |
| 7311   | Advertising agencies .....                                | 7                       | (D)                                       | (D)                      | (D)                             | (D)  | (D)  | (D)   |
| 733  | Mailing, reproduction, stenographic .....                 | 10                      | (D)                                       | (D)                      | (D)                             | (D)  | (D)  | (D)   |
| 734  | Services to buildings .....                               | 9                       | 1 503                                     | 307                      | 73                              | 41   | 4  | 1   |
| 735  | Miscellaneous equipment rental and leasing .....          | 5                       | 2 921                                     | 736                      | 192                             | 77   | —  | —   |
| 736  | Personnel supply services .....                           | 4                       | (D)                                       | (D)                      | (D)                             | (D)  | (D)  | (D)   |
| 737  | Computer and data processing services .....               | 6                       | 634                                       | 163                      | 38                              | 9  | 3  | 2   |
| 738  | Miscellaneous business services .....                     | 24                      | 8 135                                     | 3 413                    | 892                             | 488  | 10   | 2   |
| 7384   | Photofinishing laboratories .....                         | 5                       | 1 266                                     | 324                      | 85                              | 44   | —  | —   |
| 75   | Auto repair, services, and parking .....                  | 70                      | 18 167                                    | 3 387                    | 803                             | 224  | 43   | 11  |
| 751  | Automotive rentals, no drivers .....                      | 27                      | 14 480                                    | 2 660                    | 628                             | 160  | 4  | 4   |
| 7514   | Passenger car rental .....                                | 26                      | 14 370                                    | 2 635                    | 622                             | 158  | 4  | 4   |
| 752  | Automobile parking .....                                  | 1                       | (D)                                       | (D)                      | (D)                             | (D)  | (D)  | (D)   |
| 753  | Automotive repair shops .....                             | 38                      | 3 266                                     | 642                      | 152                             | 56   | 32   | 6   |
| 7539   | Automotive repair shops, n.e.c. ....                      | 27                      | 1 871                                     | 386                      | 92                              | 34   | 22   | 4   |
| 754  | Automotive services, except repair .....                  | 4                       | (D)                                       | (D)                      | (D)                             | (D)  | (D)  | (D)   |
| 76   | Miscellaneous repair services .....                       | 54                      | 13 651                                    | 1 789                    | 459                             | 135  | 42   | 11  |
| 762  | Electrical repair shops .....                             | 24                      | (D)                                       | (D)                      | (D)                             | (D)  | (D)  | (D)   |
| 763  | Watch, clock, and jewelry repair .....                    | 4                       | 336                                       | 74                       | 19                              | 3  | 3  | —   |
| 764  | Reupholstery and furniture repair .....                   | 6                       | (D)                                       | (D)                      | (D)                             | (D)  | (D)  | (D)   |
| 769  | Miscellaneous repair shops .....                          | 20                      | (D)                                       | (D)                      | (D)                             | (D)  | (D)  | (D)   |
| 78   | Motion pictures .....                                     | 13                      | (D)                                       | (D)                      | (D)                             | (D)  | (D)  | (D)   |
| 781  | Motion picture production and services .....              | 3                       | (D)                                       | (D)                      | (D)                             | (D)  | (D)  | (D)   |
| 783  | Motion picture theaters .....                             | 2                       | (D)                                       | (D)                      | (D)                             | (D)  | (D)  | (D)   |
| 784  | Video tape rental .....                                   | 8                       | (D)                                       | (D)                      | (D)                             | (D)  | (D)  | (D)   |
| 79   | Amusement and recreation services .....                   | 335                     | 17 390                                    | 4 404                    | 1 111                           | 278  | 20   | 1   |
| 799  | Miscellaneous amusement, recreation services .....        | 335                     | 17 390                                    | 4 404                    | 1 111                           | 278  | 20   | 1   |
| 7999 pt.   | Amusement and recreation services, except lotteries ..... | 35                      | 11 470                                    | 3 174                    | 804                             | 206  | 19   | 1   |
| 7999 pt.   | Lottery dealers .....                                     | 293                     | 2 329                                     | —                        | —                               | —  | —  | —   |
| 8072   | Dental laboratories .....                                 | 1                       | (D)                                       | (D)                      | (D)                             | (D)  | (D)  | (D)   |
| 81   | Legal services .....                                      | 34                      | 15 176                                    | 5 002                    | 1 164                           | 164  | 42   | 4   |
| 84   | Museums, botanical, zoological gardens .....              | 5                       | (D)                                       | (D)                      | (D)                             | (D)  | (D)  | (D)   |
| 841  | Museums and art galleries .....                           | 4                       | (D)                                       | (D)                      | (D)                             | (D)  | (D)  | (D)   |
| 842  | Botanical and zoological gardens .....                    | 1                       | (D)                                       | (D)                      | (D)                             | (D)  | (D)  | (D)   |
| 87, ex. 872  | Engineering and management services .....                 | 77                      | 249 785                                   | 3 154                    | 803                             | 142  | 21   | —   |
| 871  | Engineering and architectural services .....              | 14                      | 3 452                                     | 1 153                    | 302                             | 45   | 14   | —   |
| 873, ex. 8733  | Research and testing services .....                       | 3                       | 852                                       | 222                      | 64                              | 8  | —  | —   |
| 874  | Management and public relations .....                     | 60                      | 245 481                                   | 1 779                    | 437                             | 89   | 7  | —   |

<sup>1</sup>For construction and manufacturing, see appendix A for explanation of terms and problems of duplication.

<sup>2</sup>Includes only those who worked 15 hours or more during week including Mar. 12.

**Table 7. General Statistics by Selected Industry Group and Kind of Business for the Island of St. Croix: 1992**

[Detail may not add to total because of rounding. For meaning of abbreviations and symbols, see introductory text. For explanation of terms, see appendix A]

| 1992 SIC code | Selected industry group and kind of business                        | Establishments (number) | Sales and receipts <sup>1</sup> (\$1,000) | Annual payroll (\$1,000) | First quarter payroll (\$1,000) | Paid employees for pay period including Mar. 12 (number) | Proprietors and partners <sup>2</sup> (number) | Unpaid family workers <sup>2</sup> (number) |
|---------------|---|-------------------------|---|--------------------------|---------------------------------|--|--|---|
|               | <b>Total .....</b>  | <b>1 003</b>            | <b>601 904</b>                            | <b>129 794</b>           | <b>33 168</b>                   | <b>7 430</b>   | <b>392</b>                                     | <b>164</b>                                  |
|               | <b>Construction industries and subdividers and developers .....</b> | <b>61</b>               | <b>75 405</b>                             | <b>24 021</b>            | <b>7 407</b>                    | <b>1 345</b>   | <b>14</b>                                      | <b>1</b>                                    |
| 15            | General building contractors .....                                  | 33                      | 32 021                                    | 14 994                   | 5 406                           | 571  | 6  | 1   |
| 16            | Heavy construction, except building .....                           | 5                       | 27 902                                    | 2 355                    | 438                             | 297  | -  | -   |
| 17            | Special trade contractors .....                                     | 19                      | 10 546                                    | 5 486                    | 1 202                           | 416  | 5  | -   |
| 6552          | Subdividers and developers, n.e.c. ....                             | 4                       | 4 936                                     | 1 186                    | 361                             | 61   | 3  | -   |
| <b>20-39</b>  | <b>Manufacturing .....</b>  | <b>30</b>               | <b>78 996</b>                             | <b>13 537</b>            | <b>2 927</b>                    | <b>759</b>   | <b>7</b>                                       | <b>-</b>                                    |
| 20            | Food and kindred products .....                                     | 8                       | 17 934                                    | 2 963                    | 719                             | 160  | 1  | -   |
| 24            | Lumber and wood products .....                                      | 5                       | (D)                                       | (D)                      | (D)                             | (D)  | (D)  | (D)   |
| 27            | Printing and publishing .....                                       | 4                       | 4 176                                     | 1 622                    | 401                             | 84   | 3  | -   |
| 28            | Chemicals and allied products .....                                 | 2                       | (D)                                       | (D)                      | (D)                             | (D)  | (D)  | (D)   |
| 32            | Stone, clay, and glass products .....                               | 4                       | (D)                                       | (D)                      | (D)                             | (D)  | (D)  | (D)   |
| 34            | Fabricated metal products .....                                     | 1                       | (D)                                       | (D)                      | (D)                             | (D)  | (D)  | (D)   |
| 37            | Transportation equipment .....                                      | 1                       | (D)                                       | (D)                      | (D)                             | (D)  | (D)  | (D)   |
| 38            | Instruments and related products .....                              | 5                       | 16 880                                    | 4 751                    | 958                             | 299  | -  | -   |
| <b>50-51</b>  | <b>Wholesale trade .....</b>  | <b>38</b>               | <b>52 342</b>                             | <b>5 379</b>             | <b>1 367</b>                    | <b>304</b>   | <b>-</b>                                       | <b>-</b>                                    |
| 50            | Durable goods .....   | 13                      | 11 213                                    | 1 868                    | 449                             | 91   | -  | -   |
| 503           | Lumber and construction materials .....                             | 2                       | (D)                                       | (D)                      | (D)                             | (D)  | (D)  | (D)   |
| 504           | Professional and commercial equipment .....                         | 5                       | 2 693                                     | 489                      | 107                             | 19   | -  | -   |
| 506           | Electrical goods .....  | 2                       | (D)                                       | (D)                      | (D)                             | (D)  | (D)  | (D)   |
| 507           | Hardware, plumbing, and heating equipment .....                     | 3                       | (D)                                       | (D)                      | (D)                             | (D)  | (D)  | (D)   |
| 509           | Miscellaneous durable goods .....                                   | 1                       | (D)                                       | (D)                      | (D)                             | (D)  | (D)  | (D)   |
| 51            | Nondurable goods .....  | 25                      | 41 129                                    | 3 511                    | 918                             | 213  | -  | -   |
| 511           | Paper and paper products .....                                      | 1                       | (D)                                       | (D)                      | (D)                             | (D)  | (D)  | (D)   |
| 513           | Apparel, piece goods, and notions .....                             | 1                       | (D)                                       | (D)                      | (D)                             | (D)  | (D)  | (D)   |
| 514           | Groceries and related products .....                                | 12                      | 14 957                                    | 1 675                    | 429                             | 116  | -  | -   |
| 516           | Chemicals and allied products .....                                 | 1                       | (D)                                       | (D)                      | (D)                             | (D)  | (D)  | (D)   |
| 517           | Petroleum and petroleum products .....                              | 5                       | 11 902                                    | 603                      | 169                             | 32   | -  | -   |
| 518           | Beer, wine, and distilled beverages .....                           | 3                       | 11 090                                    | 734                      | 198                             | 41   | -  | -   |
| 519           | Miscellaneous nondurable goods .....                                | 2                       | (D)                                       | (D)                      | (D)                             | (D)  | (D)  | (D)   |
| <b>52-59</b>  | <b>Retail trade .....</b>   | <b>443</b>              | <b>247 227</b>                            | <b>33 335</b>            | <b>8 363</b>                    | <b>2 670</b>   | <b>258</b>                                     | <b>126</b>                                  |
| 52            | Building materials and garden supplies .....                        | 26                      | 19 902                                    | 2 962                    | 795                             | 175  | 9  | 9   |
| 521           | Lumber and other building materials .....                           | 5                       | 4 913                                     | 679                      | 175                             | 34   | 2  | 4   |
| 523           | Paint, glass, and wallpaper stores .....                            | 7                       | (D)                                       | (D)                      | (D)                             | (D)  | (D)  | (D)   |
| 525           | Hardware stores .....   | 13                      | 10 245                                    | 1 381                    | 408                             | 90   | 5  | 5   |
| 526           | Retail nurseries and garden stores .....                            | 1                       | (D)                                       | (D)                      | (D)                             | (D)  | (D)  | (D)   |
| 53            | General merchandise stores .....                                    | 1                       | (D)                                       | (D)                      | (D)                             | (D)  | (D)  | (D)   |
| 533           | Variety stores .....  | 1                       | (D)                                       | (D)                      | (D)                             | (D)  | (D)  | (D)   |
| 54            | Food stores .....   | 69                      | 94 977                                    | 8 241                    | 1 976                           | 650  | 48   | 36  |
| 541           | Grocery stores .....  | 56                      | 88 519                                    | 7 323                    | 1 758                           | 577  | 41   | 28  |
| 542           | Meat and fish markets .....   | 2                       | (D)                                       | (D)                      | (D)                             | (D)  | (D)  | (D)   |
| 545           | Dairy products stores .....   | 1                       | (D)                                       | (D)                      | (D)                             | (D)  | (D)  | (D)   |
| 546           | Retail bakeries .....   | 6                       | 686                                       | 229                      | 56                              | 25   | 4  | 6   |
| 549           | Miscellaneous food stores .....                                     | 4                       | (D)                                       | (D)                      | (D)                             | (D)  | (D)  | (D)   |
| 55, ex. 554   | Automotive dealers, excluding gasoline service stations .....       | 19                      | 12 611                                    | 2 996                    | 700                             | 144  | 6  | 4   |
| 551           | New and used car dealers .....                                      | 4                       | (D)                                       | (D)                      | (D)                             | (D)  | (D)  | (D)   |
| 553           | Auto and home supply stores .....                                   | 14                      | 8 205                                     | 1 497                    | 354                             | 83   | 5  | 3   |
| 555           | Boat dealers .....  | 1                       | (D)                                       | (D)                      | (D)                             | (D)  | (D)  | (D)   |
| 554           | Gasoline service stations .....                                     | 11                      | (D)                                       | (D)                      | (D)                             | (D)  | (D)  | (D)   |
| 56            | Apparel and accessory stores .....                                  | 73                      | 22 461                                    | 2 877                    | 715                             | 265  | 39   | 9   |
| 561           | Men's and boys' clothing stores .....                               | 7                       | 726                                       | 139                      | 35                              | 15   | 6  | -   |
| 562           | Women's clothing stores .....                                       | 21                      | 7 920                                     | 834                      | 197                             | 106  | 12   | 4   |
| 563           | Women's accessory and specialty stores .....                        | 3                       | (D)                                       | (D)                      | (D)                             | (D)  | (D)  | (D)   |
| 564           | Children's and infants' wear stores .....                           | 2                       | (D)                                       | (D)                      | (D)                             | (D)  | (D)  | (D)   |
| 565           | Family clothing stores .....  | 27                      | 5 976                                     | 1 048                    | 254                             | 75   | 14   | 4   |
| 566           | Shoe stores .....   | 11                      | 6 848                                     | 761                      | 208                             | 61   | 3  | 1   |
| 569           | Miscellaneous apparel and accessory stores .....                    | 2                       | (D)                                       | (D)                      | (D)                             | (D)  | (D)  | (D)   |
| 57            | Furniture and home furnishings stores .....                         | 27                      | 12 105                                    | 1 508                    | 353                             | 99   | 10   | 7   |
| 571           | Furniture and home furnishings stores .....                         | 15                      | 6 925                                     | 870                      | 229                             | 66   | 4  | 2   |
| 5712          | Furniture stores .....  | 15                      | 6 925                                     | 870                      | 229                             | 66   | 4  | 2   |
| 572           | Household appliance stores .....                                    | 2                       | (D)                                       | (D)                      | (D)                             | (D)  | (D)  | (D)   |
| 573           | Radio, television, and computer stores .....                        | 10                      | (D)                                       | (D)                      | (D)                             | (D)  | (D)  | (D)   |
| 5731          | Radio, television, and electronic stores .....                      | 4                       | (D)                                       | (D)                      | (D)                             | (D)  | (D)  | (D)   |
| 5734          | Computer and software stores .....                                  | 1                       | (D)                                       | (D)                      | (D)                             | (D)  | (D)  | (D)   |
| 5735          | Record and prerecorded tape stores .....                            | 4                       | 188                                       | 10                       | 2                               | 1  | 3  | 2   |
| 58            | Eating and drinking places .....                                    | 115                     | 29 724                                    | 7 079                    | 1 942                           | 766  | 69   | 43  |
| 5812          | Eating places .....   | 87                      | 28 071                                    | 6 747                    | 1 860                           | 723  | 45   | 25  |
| 5813          | Drinking places .....   | 28                      | 1 653                                     | 332                      | 82                              | 43   | 24   | 18  |
| 591           | Drug stores and proprietary stores .....                            | 5                       | 9 951                                     | 1 232                    | 299                             | 72   | 2  | -   |
| 59, ex. 591   | Miscellaneous retail .....  | 97                      | 22 627                                    | 3 868                    | 1 003                           | 315  | 68   | 18  |
| 592           | Liquor stores .....   | 6                       | (D)                                       | (D)                      | (D)                             | (D)  | (D)  | (D)   |
| 594           | Miscellaneous shopping goods stores .....                           | 66                      | 10 356                                    | 1 674                    | 430                             | 148  | 52   | 12  |
| 5941          | Sporting goods and bicycle shops .....                              | 5                       | 1 125                                     | 146                      | 40                              | 16   | 1  | -   |
| 5944          | Jewelry stores .....  | 15                      | 3 690                                     | 809                      | 211                             | 50   | 10   | 1   |
| 5945          | Hobby, toy, and game shops .....                                    | 2                       | (D)                                       | (D)                      | (D)                             | (D)  | (D)  | (D)   |
| 5946          | Camera and photographic supply stores .....                         | 1                       | (D)                                       | (D)                      | (D)                             | (D)  | (D)  | (D)   |
| 5947          | Gift, novelty, and souvenir shops .....                             | 27                      | 2 638                                     | 367                      | 96                              | 42   | 24   | 6   |
| 5949          | Sewing, needlework, and piece goods .....                           | 4                       | 303                                       | 45                       | 11                              | 6  | 6  | 3   |
| 598           | Fuel dealers .....  | 2                       | (D)                                       | (D)                      | (D)                             | (D)  | (D)  | (D)   |
| 599           | Retail stores, n.e.c. ....  | 23                      | 6 889                                     | 1 355                    | 368                             | 87   | 11   | 5   |
| 5992          | Florists .....  | 6                       | 563                                       | 153                      | 41                              | 14   | 4  | 4   |
| 5999          | Miscellaneous retail stores, n.e.c. ....                            | 13                      | 3 817                                     | 499                      | 125                             | 37   | 7  | 1   |

See footnotes at end of table.

**12 VIRGIN ISLANDS**

**1992 ECONOMIC CENSUS OF OUTLYING AREAS**

**Table 7. General Statistics by Selected Industry Group and Kind of Business for the Island of St. Croix: 1992—Con.**

[Detail may not add to total because of rounding. For meaning of abbreviations and symbols, see introductory text. For explanation of terms, see appendix A]

| 1992 SIC code  | Selected industry group and kind of business              | Establishments (number) | Sales and receipts <sup>1</sup> (\$1,000) | Annual payroll (\$1,000) | First quarter payroll (\$1,000) | Paid employees for pay period including Mar. 12 (number) | Proprietors and partners <sup>2</sup> (number) | Unpaid family workers <sup>2</sup> (number) |
|--|---|-------------------------|---|--------------------------|---------------------------------|--|--|---|
| <b>472, 70-79 (ex. 702, 704), 8072, 8111, 84, 871, 8731, 8732, 8734, 874</b> | <b>Service industries -----</b>                           | <b>431</b>              | <b>147 934</b>                            | <b>53 522</b>            | <b>13 104</b>                   | <b>2 352</b>   | <b>113</b>                                     | <b>37</b>                                   |
| 472  | Passenger transportation arrangement -----                | 15                      | 20 493                                    | 3 162                    | 371                             | 222  | 2  | -   |
| 4724   | Travel agencies -----                                     | 11                      | 19 657                                    | 2 924                    | 299                             | 196  | 2  | -   |
| 4725   | Tour operators -----                                      | 2                       | (D)                                       | (D)                      | (D)                             | (D)  | (D)  | (D)   |
| 4729   | Passenger transport arrangement, n.e.c. -----             | 2                       | (D)                                       | (D)                      | (D)                             | (D)  | (D)  | (D)   |
| 70, ex. 702, 704   | Hotels and other lodging places -----                     | 22                      | 18 800                                    | 5 172                    | 1 588                           | 504  | 7  | -   |
| 701  | Hotels, and motels -----                                  | 22                      | 18 800                                    | 5 172                    | 1 588                           | 504  | 7  | -   |
| 72   | Personal services -----                                   | 37                      | 3 533                                     | 910                      | 228                             | 88   | 24   | 6   |
| 721  | Laundry, cleaning, and garment services -----             | 10                      | 1 812                                     | 479                      | 119                             | 46   | 4  | 2   |
| 7215   | Coin-operated laundries and cleaning -----                | 10                      | 1 812                                     | 479                      | 119                             | 46   | 4  | 2   |
| 722  | Photographic studios, portrait -----                      | 1                       | (D)                                       | (D)                      | (D)                             | (D)  | (D)  | (D)   |
| 723  | Beauty shops -----  | 19                      | 795                                       | 168                      | 45                              | 24   | 16   | 2   |
| 724  | Barber shops -----  | 4                       | (D)                                       | (D)                      | (D)                             | (D)  | (D)  | (D)   |
| 726  | Funeral service and crematories -----                     | 2                       | (D)                                       | (D)                      | (D)                             | (D)  | (D)  | (D)   |
| 729  | Miscellaneous personal services -----                     | 1                       | (D)                                       | (D)                      | (D)                             | (D)  | (D)  | (D)   |
| 73   | Business services -----                                   | 34                      | 7 889                                     | 3 078                    | 753                             | 205  | 10   | 12  |
| 731  | Advertising -----   | 1                       | (D)                                       | (D)                      | (D)                             | (D)  | (D)  | (D)   |
| 7311   | Advertising agencies -----                                | 1                       | (D)                                       | (D)                      | (D)                             | (D)  | (D)  | (D)   |
| 732  | Credit reporting and collection -----                     | 1                       | (D)                                       | (D)                      | (D)                             | (D)  | (D)  | (D)   |
| 733  | Mailing, reproduction, stenographic -----                 | 3                       | (D)                                       | (D)                      | (D)                             | (D)  | (D)  | (D)   |
| 734  | Services to buildings -----                               | 5                       | 2 720                                     | 1 261                    | 303                             | 78   | -  | -   |
| 735  | Miscellaneous equipment rental and leasing -----          | 5                       | 446                                       | 81                       | 26                              | 6  | 1  | -   |
| 736  | Personnel supply services -----                           | 1                       | (D)                                       | (D)                      | (D)                             | (D)  | (D)  | (D)   |
| 738  | Miscellaneous business services -----                     | 18                      | 4 073                                     | 1 478                    | 351                             | 101  | 7  | 11  |
| 7384   | Photofinishing laboratories -----                         | 6                       | 822                                       | 264                      | 59                              | 19   | 3  | 9   |
| 75   | Auto repair, services, and parking -----                  | 33                      | 7 765                                     | 1 529                    | 419                             | 120  | 12   | 3   |
| 751  | Automotive rentals, no drivers -----                      | 13                      | 5 772                                     | 1 102                    | 305                             | 67   | 1  | -   |
| 7514   | Passenger car rental -----                                | 11                      | 5 145                                     | 937                      | 257                             | 55   | 1  | -   |
| 752  | Automobile parking -----                                  | 1                       | (D)                                       | (D)                      | (D)                             | (D)  | (D)  | (D)   |
| 753  | Automotive repair shops -----                             | 17                      | 1 355                                     | 220                      | 56                              | 25   | 11   | 3   |
| 7539   | Automotive repair shops, n.e.c. -----                     | 11                      | 973                                       | 147                      | 37                              | 18   | 7  | 2   |
| 754  | Automotive services, except repair -----                  | 2                       | (D)                                       | (D)                      | (D)                             | (D)  | (D)  | (D)   |
| 76   | Miscellaneous repair services -----                       | 26                      | 42 323                                    | 33 204                   | 8 147                           | 883  | 14   | 8   |
| 762  | Electrical repair shops -----                             | 12                      | (D)                                       | (D)                      | (D)                             | (D)  | (D)  | (D)   |
| 763  | Watch, clock, and jewelry repair -----                    | 3                       | 86  | -                        | -                               | -  | 3  | 4   |
| 764  | Reupholstery and furniture repair -----                   | 1                       | (D)                                       | (D)                      | (D)                             | (D)  | (D)  | (D)   |
| 769  | Miscellaneous repair shops -----                          | 10                      | (D)                                       | (D)                      | (D)                             | (D)  | (D)  | (D)   |
| 78   | Motion pictures -----                                     | 9                       | (D)                                       | (D)                      | (D)                             | (D)  | (D)  | (D)   |
| 781  | Motion picture production and services -----              | 1                       | (D)                                       | (D)                      | (D)                             | (D)  | (D)  | (D)   |
| 783  | Motion picture theaters -----                             | 3                       | (D)                                       | (D)                      | (D)                             | (D)  | (D)  | (D)   |
| 784  | Video tape rental -----                                   | 5                       | (D)                                       | (D)                      | (D)                             | (D)  | (D)  | (D)   |
| 79   | Amusement and recreation services -----                   | 204                     | 5 259                                     | 1 081                    | 247                             | 95   | 3  | 3   |
| 791  | Dance studios, schools, and halls -----                   | 1                       | (D)                                       | (D)                      | (D)                             | (D)  | (D)  | (D)   |
| 799  | Miscellaneous amusement, recreation services -----        | 203                     | (D)                                       | (D)                      | (D)                             | (D)  | (D)  | (D)   |
| 7999 pt.   | Amusement and recreation services, except lotteries ----- | 9                       | 2 638                                     | 621                      | 140                             | 49   | 3  | 3   |
| 7999 pt.   | Lottery dealers -----                                     | 191                     | 1 343                                     | -                        | -                               | -  | -  | -   |
| 81   | Legal services -----                                      | 27                      | 12 673                                    | 3 825                    | 962                             | 146  | 30   | 2   |
| 84   | Museums, botanical, zoological gardens -----              | 2                       | (D)                                       | (D)                      | (D)                             | (D)  | (D)  | (D)   |
| 841  | Museums and art galleries -----                           | 1                       | (D)                                       | (D)                      | (D)                             | (D)  | (D)  | (D)   |
| 842  | Botanical and zoological gardens -----                    | 1                       | (D)                                       | (D)                      | (D)                             | (D)  | (D)  | (D)   |
| 87, ex. 872  | Engineering and management services -----                 | 22                      | 27 791                                    | 1 170                    | 260                             | 62   | 7  | 2   |
| 871  | Engineering and architectural services -----              | 11                      | 2 062                                     | 594                      | 128                             | 39   | 7  | 2   |
| 873, ex. 8733  | Research and testing services -----                       | 4                       | 1 347                                     | 450                      | 108                             | 18   | -  | -   |
| 874  | Management and public relations -----                     | 7                       | 24 382                                    | 126                      | 24                              | 5  | -  | -   |

<sup>1</sup>For construction and manufacturing, see appendix A for explanation of terms and problems of duplication.  
<sup>2</sup>Includes only those who worked 15 hours or more during week including Mar. 12.

**Table 8. General Statistics by Selected Industry Group and Kind of Business for Charlotte Amalie: 1992**

[Detail may not add to total because of rounding. For meaning of abbreviations and symbols, see introductory text. For explanation of terms, see appendix A]

| 1992 SIC code | Selected industry group and kind of business                        | Establishments (number) | Sales and receipts <sup>1</sup> (\$1,000) | Annual payroll (\$1,000) | First quarter payroll (\$1,000) | Paid employees for pay period including Mar. 12 (number) | Proprietors and partners <sup>2</sup> (number) | Unpaid family workers <sup>2</sup> (number) |
|---------------|---|-------------------------|---|--------------------------|---------------------------------|--|--|---|
|               | <b>Total .....</b>  | <b>902</b>              | <b>1 162 400</b>                          | <b>110 421</b>           | <b>27 814</b>                   | <b>6 922</b>   | <b>366</b>                                     | <b>93</b>                                   |
|               | <b>Construction industries and subdividers and developers .....</b> | <b>38</b>               | <b>63 538</b>                             | <b>12 298</b>            | <b>3 150</b>                    | <b>509</b>   | <b>8</b>                                       | <b>-</b>                                    |
| 15            | General building contractors .....                                  | 21                      | 39 633                                    | 6 430                    | 1 618                           | 279  | 4  | -   |
| 16            | Heavy construction, except building .....                           | 3                       | (D)                                       | (D)                      | (D)                             | (D)  | (D)  | (D)   |
| 17            | Special trade contractors .....                                     | 13                      | 7 628                                     | 2 676                    | 603                             | 114  | 4  | -   |
| 6552          | Subdividers and developers, n.e.c. ....                             | 1                       | (D)                                       | (D)                      | (D)                             | (D)  | (D)  | (D)   |
| <b>20-39</b>  | <b>Manufacturing .....</b>  | <b>18</b>               | <b>26 124</b>                             | <b>4 854</b>             | <b>1 237</b>                    | <b>227</b>   | <b>10</b>                                      | <b>1</b>                                    |
| 20            | Food and kindred products .....                                     | 1                       | (D)                                       | (D)                      | (D)                             | (D)  | (D)  | (D)   |
| 22            | Textile mill products .....   | 1                       | (D)                                       | (D)                      | (D)                             | (D)  | (D)  | (D)   |
| 23            | Apparel and other textile products .....                            | 1                       | (D)                                       | (D)                      | (D)                             | (D)  | (D)  | (D)   |
| 24            | Lumber and wood products .....                                      | 1                       | (D)                                       | (D)                      | (D)                             | (D)  | (D)  | (D)   |
| 25            | Furniture and fixtures .....  | 1                       | (D)                                       | (D)                      | (D)                             | (D)  | (D)  | (D)   |
| 27            | Printing and publishing .....                                       | 6                       | 5 413                                     | 1 675                    | 425                             | 72   | 7  | -   |
| 28            | Chemicals and allied products .....                                 | 1                       | (D)                                       | (D)                      | (D)                             | (D)  | (D)  | (D)   |
| 31            | Leather and leather products .....                                  | 1                       | (D)                                       | (D)                      | (D)                             | (D)  | (D)  | (D)   |
| 34            | Fabricated metal products .....                                     | 1                       | (D)                                       | (D)                      | (D)                             | (D)  | (D)  | (D)   |
| 36            | Electronic and other electric equipment .....                       | 1                       | (D)                                       | (D)                      | (D)                             | (D)  | (D)  | (D)   |
| 39            | Miscellaneous manufacturing industries .....                        | 3                       | (D)                                       | (D)                      | (D)                             | (D)  | (D)  | (D)   |
| <b>50-51</b>  | <b>Wholesale trade .....</b>  | <b>54</b>               | <b>306 539</b>                            | <b>10 386</b>            | <b>2 469</b>                    | <b>489</b>   | <b>4</b>                                       | <b>1</b>                                    |
| 50            | Durable goods .....   | 23                      | 31 225                                    | 3 959                    | 873                             | 144  | 3  | 1   |
| 501           | Motor vehicles, parts, and supplies .....                           | 3                       | (D)                                       | (D)                      | (D)                             | (D)  | (D)  | (D)   |
| 503           | Lumber and construction materials .....                             | 1                       | (D)                                       | (D)                      | (D)                             | (D)  | (D)  | (D)   |
| 504           | Professional and commercial equipment .....                         | 6                       | 10 817                                    | 987                      | 228                             | 28   | -  | -   |
| 506           | Electrical goods .....  | 4                       | 3 114                                     | 246                      | 62                              | 15   | 1  | -   |
| 507           | Hardware, plumbing, and heating equipment .....                     | 1                       | (D)                                       | (D)                      | (D)                             | (D)  | (D)  | (D)   |
| 508           | Machinery, equipment, and supplies .....                            | 4                       | (D)                                       | (D)                      | (D)                             | (D)  | (D)  | (D)   |
| 509           | Miscellaneous durable goods .....                                   | 4                       | (D)                                       | (D)                      | (D)                             | (D)  | (D)  | (D)   |
| 51            | Nondurable goods .....  | 31                      | 275 314                                   | 6 427                    | 1 596                           | 345  | 1  | -   |
| 511           | Paper and paper products .....                                      | 3                       | 6 694                                     | 326                      | 77                              | 28   | -  | -   |
| 512           | Drugs, proprietaries, and sundries .....                            | 3                       | (D)                                       | (D)                      | (D)                             | (D)  | (D)  | (D)   |
| 513           | Apparel, piece goods, and notions .....                             | 2                       | (D)                                       | (D)                      | (D)                             | (D)  | (D)  | (D)   |
| 514           | Groceries and related products .....                                | 9                       | (D)                                       | (D)                      | (D)                             | (D)  | (D)  | (D)   |
| 516           | Chemicals and allied products .....                                 | 1                       | (D)                                       | (D)                      | (D)                             | (D)  | (D)  | (D)   |
| 517           | Petroleum and petroleum products .....                              | 3                       | 25 808                                    | 935                      | 262                             | 43   | -  | -   |
| 518           | Beer, wine, and distilled beverages .....                           | 2                       | (D)                                       | (D)                      | (D)                             | (D)  | (D)  | (D)   |
| 519           | Miscellaneous nondurable goods .....                                | 8                       | 5 352                                     | 522                      | 131                             | 36   | 1  | -   |
| <b>52-59</b>  | <b>Retail trade .....</b>   | <b>525</b>              | <b>458 056</b>                            | <b>62 353</b>            | <b>15 773</b>                   | <b>4 226</b>   | <b>204</b>                                     | <b>68</b>                                   |
| 52            | Building materials and garden supplies .....                        | 11                      | 16 612                                    | 3 113                    | 636                             | 135  | 2  | -   |
| 521           | Lumber and other building materials .....                           | 2                       | (D)                                       | (D)                      | (D)                             | (D)  | (D)  | (D)   |
| 523           | Paint, glass, and wallpaper stores .....                            | 2                       | (D)                                       | (D)                      | (D)                             | (D)  | (D)  | (D)   |
| 525           | Hardware stores .....   | 6                       | 7 131                                     | 1 139                    | 285                             | 69   | 2  | -   |
| 526           | Retail nurseries and garden stores .....                            | 1                       | (D)                                       | (D)                      | (D)                             | (D)  | (D)  | (D)   |
| 53            | General merchandise stores .....                                    | 5                       | (D)                                       | (D)                      | (D)                             | (D)  | (D)  | (D)   |
| 533           | Variety stores .....  | 4                       | (D)                                       | (D)                      | (D)                             | (D)  | (D)  | (D)   |
| 539           | Miscellaneous general merchandise stores .....                      | 1                       | (D)                                       | (D)                      | (D)                             | (D)  | (D)  | (D)   |
| 54            | Food stores .....   | 45                      | 66 149                                    | 6 842                    | 1 707                           | 607  | 29   | 13  |
| 541           | Grocery stores .....  | 33                      | 62 530                                    | 6 304                    | 1 556                           | 561  | 19   | 11  |
| 542           | Meat and fish markets .....   | 2                       | (D)                                       | (D)                      | (D)                             | (D)  | (D)  | (D)   |
| 543           | Fruit and vegetable markets .....                                   | 1                       | (D)                                       | (D)                      | (D)                             | (D)  | (D)  | (D)   |
| 544           | Candy, nut, and confectionery stores .....                          | 3                       | (D)                                       | (D)                      | (D)                             | (D)  | (D)  | (D)   |
| 546           | Retail bakeries .....   | 6                       | 2 093                                     | 344                      | 101                             | 32   | 5  | -   |
| 55, ex. 554   | Automotive dealers, excluding gasoline service stations .....       | 13                      | 12 301                                    | 2 441                    | 610                             | 118  | -  | -   |
| 551           | New and used car dealers .....                                      | 6                       | 7 617                                     | 1 663                    | 397                             | 76   | -  | -   |
| 553           | Auto and home supply stores .....                                   | 4                       | 1 209                                     | 149                      | 39                              | 10   | -  | -   |
| 555           | Boat dealers .....  | 3                       | 3 475                                     | 629                      | 174                             | 32   | -  | -   |
| 554           | Gasoline service stations .....                                     | 4                       | (D)                                       | (D)                      | (D)                             | (D)  | (D)  | (D)   |
| 56            | Apparel and accessory stores .....                                  | 83                      | 36 741                                    | 5 012                    | 1 271                           | 441  | 47   | 9   |
| 561           | Men's and boys' clothing stores .....                               | 8                       | 3 361                                     | 346                      | 86                              | 24   | 8  | 2   |
| 562           | Women's clothing stores .....                                       | 24                      | 11 884                                    | 1 685                    | 417                             | 123  | 9  | 1   |
| 564           | Children's and infants' wear stores .....                           | 4                       | (D)                                       | (D)                      | (D)                             | (D)  | (D)  | (D)   |
| 565           | Family clothing stores .....  | 28                      | 8 357                                     | 1 031                    | 252                             | 131  | 23   | 5   |
| 566           | Shoe stores .....   | 13                      | 10 708                                    | 1 690                    | 440                             | 142  | 1  | 1   |
| 569           | Miscellaneous apparel and accessory stores .....                    | 6                       | (D)                                       | (D)                      | (D)                             | (D)  | (D)  | (D)   |
| 57            | Furniture and home furnishings stores .....                         | 23                      | 24 717                                    | 2 328                    | 589                             | 144  | 6  | -   |
| 571           | Furniture and home furnishings stores .....                         | 15                      | 10 737                                    | 1 679                    | 437                             | 93   | 4  | -   |
| 5712          | Furniture stores .....  | 4                       | 3 372                                     | 440                      | 126                             | 24   | -  | -   |
| 573           | Radio, television, and computer stores .....                        | 8                       | 13 980                                    | 649                      | 152                             | 51   | 2  | -   |
| 5731          | Radio, television, and electronic stores .....                      | 3                       | (D)                                       | (D)                      | (D)                             | (D)  | (D)  | (D)   |
| 5735          | Record and prerecorded tape stores .....                            | 4                       | (D)                                       | (D)                      | (D)                             | (D)  | (D)  | (D)   |
| 58            | Eating and drinking places .....                                    | 108                     | 33 978                                    | 8 063                    | 2 018                           | 859  | 61   | 26  |
| 5812          | Eating places .....   | 79                      | 30 896                                    | 7 408                    | 1 855                           | 801  | 41   | 17  |
| 5813          | Drinking places .....   | 29                      | 3 082                                     | 655                      | 163                             | 58   | 20   | 9   |
| 591           | Drug stores and proprietary stores .....                            | 15                      | 9 653                                     | 1 019                    | 270                             | 68   | 1  | -   |
| 59, ex. 591   | Miscellaneous retail .....  | 218                     | 232 168                                   | 31 141                   | 7 901                           | 1 698  | 53   | 17  |
| 592           | Liquor stores .....   | 5                       | (D)                                       | (D)                      | (D)                             | (D)  | (D)  | (D)   |
| 593           | Used merchandise stores .....                                       | 2                       | (D)                                       | (D)                      | (D)                             | (D)  | (D)  | (D)   |
| 594           | Miscellaneous shopping goods stores .....                           | 167                     | 201 586                                   | 25 757                   | 6 461                           | 1 404  | 34   | 6   |
| 5941          | Sporting goods and bicycle shops .....                              | 5                       | 493                                       | 157                      | 36                              | 9  | 3  | -   |
| 5944          | Jewelry stores .....  | 87                      | 153 299                                   | 20 219                   | 4 989                           | 1 049  | 8  | 1   |
| 5945          | Hobby, toy, and game shops .....                                    | 5                       | (D)                                       | (D)                      | (D)                             | (D)  | (D)  | (D)   |
| 5946          | Camera and photographic supply stores .....                         | 2                       | (D)                                       | (D)                      | (D)                             | (D)  | (D)  | (D)   |
| 5947          | Gift, novelty, and souvenir shops .....                             | 46                      | 20 662                                    | 2 710                    | 756                             | 172  | 15   | 4   |
| 5949          | Sewing, needlework, and piece goods .....                           | 3                       | (D)                                       | (D)                      | (D)                             | (D)  | (D)  | (D)   |
| 599           | Retail stores, n.e.c. ....  | 44                      | 21 449                                    | 4 440                    | 1 203                           | 244  | 16   | 9   |
| 5992          | Florists .....  | 5                       | 382                                       | 113                      | 25                              | 9  | 1  | -   |
| 5999          | Miscellaneous retail stores, n.e.c. ....                            | 29                      | 17 531                                    | 3 781                    | 1 050                           | 200  | 12   | 9   |

See footnotes at end of table.

**14 VIRGIN ISLANDS**

**1992 ECONOMIC CENSUS OF OUTLYING AREAS**

**Table 8. General Statistics by Selected Industry Group and Kind of Business for Charlotte Amalie: 1992—Con.**

[Detail may not add to total because of rounding. For meaning of abbreviations and symbols, see introductory text. For explanation of terms, see appendix A]

| 1992 SIC code  | Selected industry group and kind of business              | Establishments (number) | Sales and receipts <sup>1</sup> (\$1,000) | Annual payroll (\$1,000) | First quarter payroll (\$1,000) | Paid employees for pay period including Mar. 12 (number) | Proprietors and partners <sup>2</sup> (number) | Unpaid family workers <sup>2</sup> (number) |
|--|---|-------------------------|---|--------------------------|---------------------------------|--|--|---|
| <b>472, 70-79 (ex. 702, 704), 8072, 8111, 84, 871, 8731, 8732, 8734, 874</b> | <b>Service industries<sup>3</sup>-----</b>                | <b>267</b>              | <b>308 143</b>                            | <b>20 530</b>            | <b>5 185</b>                    | <b>1 471</b>   | <b>140</b>                                     | <b>23</b>                                   |
| 472  | Passenger transportation arrangement -----                | 17                      | 9 082                                     | 1 796                    | 531                             | 79   | 5  | 2   |
| 4724   | Travel agencies-----                                      | 11                      | (D)                                       | (D)                      | (D)                             | (D)  | (D)  | (D)   |
| 4725   | Tour operators -----                                      | 5                       | 5 006                                     | 1 272                    | 398                             | 51   | —  | (D)   |
| 4729   | Passenger transport arrangement, n.e.c. -----             | 1                       | (D)                                       | (D)                      | (D)                             | (D)  | (D)  | (D)   |
| 70, ex. 702, 704   | Hotels and other lodging places -----                     | 15                      | 14 297                                    | 3 063                    | 855                             | 261  | 6  | 1   |
| 701  | Hotels, and motels -----                                  | 15                      | 14 297                                    | 3 063                    | 855                             | 261  | 6  | 1   |
| 72   | Personal services -----                                   | 51                      | 5 868                                     | 2 067                    | 519                             | 131  | 35   | 6   |
| 721  | Laundry, cleaning, and garment services -----             | 9                       | 2 915                                     | 1 424                    | 357                             | 82   | 3  | 1   |
| 7215   | Coin-operated laundries and cleaning -----                | 5                       | 1 502                                     | 850                      | 205                             | 40   | 1  | 1   |
| 722  | Photographic studios, portrait -----                      | 2                       | (D)                                       | (D)                      | (D)                             | (D)  | (D)  | (D)   |
| 723  | Beauty shops-----   | 34                      | 1 548                                     | 351                      | 86                              | 34   | 28   | 5   |
| 724  | Barber shops-----   | 1                       | (D)                                       | (D)                      | (D)                             | (D)  | (D)  | (D)   |
| 725  | Shoe repair and shoeshine parlors-----                    | 1                       | (D)                                       | (D)                      | (D)                             | (D)  | (D)  | (D)   |
| 726  | Funeral service and crematories-----                      | 1                       | (D)                                       | (D)                      | (D)                             | (D)  | (D)  | (D)   |
| 729  | Miscellaneous personal services-----                      | 3                       | 485                                       | 92                       | 26                              | 7  | 2  | —   |
| 73   | Business services-----                                    | 38                      | 14 481                                    | 4 840                    | 1 230                           | 537  | 15   | 3   |
| 731  | Advertising -----   | 9                       | 5 856                                     | 1 226                    | 280                             | 55   | —  | —   |
| 7311   | Advertising agencies -----                                | 5                       | 3 513                                     | 555                      | 114                             | 26   | —  | —   |
| 733  | Mailing, reproduction, stenographic -----                 | 3                       | 289                                       | 34                       | 8                               | 4  | 2  | —   |
| 734  | Services to buildings -----                               | 3                       | 335                                       | 112                      | 29                              | 10   | 2  | —   |
| 735  | Miscellaneous equipment rental and leasing -----          | 2                       | (D)                                       | (D)                      | (D)                             | (D)  | (D)  | (D)   |
| 736  | Personnel supply services -----                           | 4                       | (D)                                       | (D)                      | (D)                             | (D)  | (D)  | (D)   |
| 737  | Computer and data processing services -----               | 5                       | (D)                                       | (D)                      | (D)                             | (D)  | (D)  | (D)   |
| 738  | Miscellaneous business services -----                     | 12                      | 6 619                                     | 3 043                    | 798                             | 440  | 5  | —   |
| 7384   | Photofinishing laboratories -----                         | 1                       | (D)                                       | (D)                      | (D)                             | (D)  | (D)  | (D)   |
| 75   | Auto repair, services, and parking -----                  | 25                      | 4 902                                     | 678                      | 158                             | 61   | 15   | 3   |
| 751  | Automotive rentals, no drivers -----                      | 8                       | 3 609                                     | 395                      | 91                              | 37   | 1  | —   |
| 7514   | Passenger car rental -----                                | 7                       | 3 499                                     | 370                      | 85                              | 35   | 1  | —   |
| 753  | Automotive repair shops -----                             | 17                      | 1 293                                     | 283                      | 67                              | 24   | 14   | 3   |
| 7539   | Automotive repair shops, n.e.c. -----                     | 14                      | 1 249                                     | 283                      | 67                              | 24   | 10   | 3   |
| 76   | Miscellaneous repair services -----                       | 25                      | 9 824                                     | 1 218                    | 301                             | 98   | 18   | 6   |
| 762  | Electrical repair shops -----                             | 15                      | 4 328                                     | 909                      | 226                             | 90   | 9  | 3   |
| 763  | Watch, clock, and jewelry repair -----                    | 3                       | (D)                                       | (D)                      | (D)                             | (D)  | (D)  | (D)   |
| 764  | Reupholstery and furniture repair -----                   | 3                       | (D)                                       | (D)                      | (D)                             | (D)  | (D)  | (D)   |
| 769  | Miscellaneous repair shops -----                          | 4                       | (D)                                       | (D)                      | (D)                             | (D)  | (D)  | (D)   |
| 78   | Motion pictures -----                                     | 3                       | (D)                                       | (D)                      | (D)                             | (D)  | (D)  | (D)   |
| 783  | Motion picture theaters -----                             | 1                       | (D)                                       | (D)                      | (D)                             | (D)  | (D)  | (D)   |
| 784  | Video tape rental -----                                   | 2                       | (D)                                       | (D)                      | (D)                             | (D)  | (D)  | (D)   |
| 79   | Amusement and recreation services -----                   | 7                       | 856                                       | 361                      | 93                              | 54   | 1  | —   |
| 799  | Miscellaneous amusement, recreation services -----        | 7                       | 856                                       | 361                      | 93                              | 54   | 1  | —   |
| 7999 pt.   | Amusement and recreation services, except lotteries ----- | 4                       | 553                                       | 297                      | 77                              | 45   | 1  | —   |
| 8072   | Dental laboratories -----                                 | 1                       | (D)                                       | (D)                      | (D)                             | (D)  | (D)  | (D)   |
| 81   | Legal services -----                                      | 26                      | 12 706                                    | 4 248                    | 944                             | 139  | 34   | 2   |
| 84   | Museums, botanical, zoological gardens -----              | 1                       | (D)                                       | (D)                      | (D)                             | (D)  | (D)  | (D)   |
| 841  | Museums and art galleries -----                           | 1                       | (D)                                       | (D)                      | (D)                             | (D)  | (D)  | (D)   |
| 87, ex. 872  | Engineering and management services -----                 | 58                      | 235 511                                   | 2 138                    | 522                             | 96   | 9  | —   |
| 871  | Engineering and architectural services -----              | 7                       | (D)                                       | (D)                      | (D)                             | (D)  | (D)  | (D)   |
| 873, ex. 8733  | Research and testing services -----                       | 1                       | (D)                                       | (D)                      | (D)                             | (D)  | (D)  | (D)   |
| 874  | Management and public relations -----                     | 50                      | 233 007                                   | 1 433                    | 349                             | 72   | 3  | —   |

<sup>1</sup>For construction and manufacturing, see appendix A for explanation of terms and problems of duplication.

<sup>2</sup>Includes only those who worked 15 hours or more during week including Mar. 12.

<sup>3</sup>Except lottery dealers.

**Table 9. General Statistics by Selected Industry Group and Kind of Business for Christiansted: 1992**

[Detail may not add to total because of rounding. For meaning of abbreviations and symbols, see introductory text. For explanation of terms, see appendix A]

| 1992 SIC code | Selected industry group and kind of business                        | Establishments (number) | Sales and receipts <sup>1</sup> (\$1,000) | Annual payroll (\$1,000) | First quarter payroll (\$1,000) | Paid employees for pay period including Mar. 12 (number) | Proprietors and partners <sup>2</sup> (number) | Unpaid family workers <sup>2</sup> (number) |
|---------------|---|-------------------------|---|--------------------------|---------------------------------|--|--|---|
|               | <b>Total .....</b>  | <b>508</b>              | <b>394 467</b>                            | <b>95 981</b>            | <b>24 741</b>                   | <b>5 126</b>   | <b>238</b>                                     | <b>69</b>                                   |
|               | <b>Construction industries and subdividers and developers .....</b> | <b>36</b>               | <b>61 694</b>                             | <b>19 343</b>            | <b>6 089</b>                    | <b>1 006</b>   | <b>5</b>                                       | <b>-</b>                                    |
| 15            | General building contractors .....                                  | 18                      | 24 883                                    | 12 381                   | 4 718                           | 417  | 2  | -   |
| 16            | Heavy construction, except building .....                           | 4                       | (D)                                       | (D)                      | (D)                             | (D)  | (D)  | (D)   |
| 17            | Special trade contractors .....                                     | 13                      | (D)                                       | (D)                      | (D)                             | (D)  | (D)  | (D)   |
| 6552          | Subdividers and developers, n.e.c. ....                             | 1                       | (D)                                       | (D)                      | (D)                             | (D)  | (D)  | (D)   |
|               | <b>Manufacturing .....</b>  | <b>13</b>               | <b>22 483</b>                             | <b>4 056</b>             | <b>864</b>                      | <b>246</b>   | <b>4</b>                                       | <b>-</b>                                    |
| 20            | Food and kindred products .....                                     | 2                       | (D)                                       | (D)                      | (D)                             | (D)  | (D)  | (D)   |
| 24            | Lumber and wood products .....                                      | 4                       | (D)                                       | (D)                      | (D)                             | (D)  | (D)  | (D)   |
| 27            | Printing and publishing .....                                       | 2                       | (D)                                       | (D)                      | (D)                             | (D)  | (D)  | (D)   |
| 28            | Chemicals and allied products .....                                 | 2                       | (D)                                       | (D)                      | (D)                             | (D)  | (D)  | (D)   |
| 37            | Transportation equipment .....                                      | 1                       | (D)                                       | (D)                      | (D)                             | (D)  | (D)  | (D)   |
| 38            | Instruments and related products .....                              | 2                       | (D)                                       | (D)                      | (D)                             | (D)  | (D)  | (D)   |
|               | <b>Wholesale trade .....</b>  | <b>24</b>               | <b>27 729</b>                             | <b>2 753</b>             | <b>730</b>                      | <b>163</b>   | <b>-</b>                                       | <b>-</b>                                    |
| 50            | Durable goods .....   | 9                       | 7 405                                     | 1 038                    | 270                             | 51   | -  | -   |
| 503           | Lumber and construction materials .....                             | 2                       | (D)                                       | (D)                      | (D)                             | (D)  | (D)  | (D)   |
| 504           | Professional and commercial equipment .....                         | 3                       | (D)                                       | (D)                      | (D)                             | (D)  | (D)  | (D)   |
| 506           | Electrical goods .....  | 2                       | (D)                                       | (D)                      | (D)                             | (D)  | (D)  | (D)   |
| 507           | Hardware, plumbing, and heating equipment .....                     | 2                       | (D)                                       | (D)                      | (D)                             | (D)  | (D)  | (D)   |
| 51            | Nondurable goods .....  | 15                      | 20 324                                    | 1 715                    | 460                             | 112  | -  | -   |
| 511           | Paper and paper products .....                                      | 1                       | (D)                                       | (D)                      | (D)                             | (D)  | (D)  | (D)   |
| 513           | Apparel, piece goods, and notions .....                             | 1                       | (D)                                       | (D)                      | (D)                             | (D)  | (D)  | (D)   |
| 514           | Groceries and related products .....                                | 7                       | 5 166                                     | 757                      | 204                             | 58   | -  | -   |
| 517           | Petroleum and petroleum products .....                              | 2                       | (D)                                       | (D)                      | (D)                             | (D)  | (D)  | (D)   |
| 518           | Beer, wine, and distilled beverages .....                           | 3                       | 11 090                                    | 734                      | 198                             | 41   | -  | -   |
| 519           | Miscellaneous nondurable goods .....                                | 1                       | (D)                                       | (D)                      | (D)                             | (D)  | (D)  | (D)   |
|               | <b>Retail trade .....</b>   | <b>277</b>              | <b>156 158</b>                            | <b>21 325</b>            | <b>5 308</b>                    | <b>1 771</b>   | <b>153</b>                                     | <b>51</b>                                   |
| 52            | Building materials and garden supplies .....                        | 18                      | 12 216                                    | 1 923                    | 544                             | 125  | 6  | 5   |
| 521           | Lumber and other building materials .....                           | 2                       | (D)                                       | (D)                      | (D)                             | (D)  | (D)  | (D)   |
| 523           | Paint, glass, and wallpaper stores .....                            | 6                       | (D)                                       | (D)                      | (D)                             | (D)  | (D)  | (D)   |
| 525           | Hardware stores .....   | 9                       | 3 757                                     | 468                      | 192                             | 48   | 4  | 5   |
| 526           | Retail nurseries and garden stores .....                            | 1                       | (D)                                       | (D)                      | (D)                             | (D)  | (D)  | (D)   |
| 53            | General merchandise stores .....                                    | 1                       | (D)                                       | (D)                      | (D)                             | (D)  | (D)  | (D)   |
| 533           | Variety stores .....  | 1                       | (D)                                       | (D)                      | (D)                             | (D)  | (D)  | (D)   |
| 54            | Food stores .....   | 42                      | 53 742                                    | 5 053                    | 1 189                           | 390  | 31   | 17  |
| 541           | Grocery stores .....  | 36                      | 49 796                                    | 4 585                    | 1 081                           | 350  | 28   | 16  |
| 542           | Meat and fish markets .....   | 1                       | (D)                                       | (D)                      | (D)                             | (D)  | (D)  | (D)   |
| 546           | Retail bakeries .....   | 2                       | (D)                                       | (D)                      | (D)                             | (D)  | (D)  | (D)   |
| 549           | Miscellaneous food stores .....                                     | 3                       | (D)                                       | (D)                      | (D)                             | (D)  | (D)  | (D)   |
| 55, ex. 554   | Automotive dealers, excluding gasoline service stations .....       | 10                      | 8 435                                     | 1 798                    | 440                             | 93   | 4  | 4   |
| 551           | New and used car dealers .....                                      | 1                       | (D)                                       | (D)                      | (D)                             | (D)  | (D)  | (D)   |
| 553           | Auto and home supply stores .....                                   | 8                       | (D)                                       | (D)                      | (D)                             | (D)  | (D)  | (D)   |
| 555           | Boat dealers .....  | 1                       | (D)                                       | (D)                      | (D)                             | (D)  | (D)  | (D)   |
| 554           | Gasoline service stations .....                                     | 5                       | (D)                                       | (D)                      | (D)                             | (D)  | (D)  | (D)   |
| 56            | Apparel and accessory stores .....                                  | 47                      | 14 347                                    | 1 925                    | 469                             | 164  | 23   | 3   |
| 561           | Men's and boys' clothing stores .....                               | 5                       | (D)                                       | (D)                      | (D)                             | (D)  | (D)  | (D)   |
| 562           | Women's clothing stores .....                                       | 11                      | 3 733                                     | 410                      | 98                              | 51   | 7  | 1   |
| 563           | Women's accessory and specialty stores .....                        | 3                       | (D)                                       | (D)                      | (D)                             | (D)  | (D)  | (D)   |
| 564           | Children's and infants' wear stores .....                           | 1                       | (D)                                       | (D)                      | (D)                             | (D)  | (D)  | (D)   |
| 565           | Family clothing stores .....  | 19                      | 5 106                                     | 938                      | 226                             | 64   | 7  | 1   |
| 566           | Shoe stores .....   | 7                       | 4 342                                     | 418                      | 107                             | 34   | 2  | 1   |
| 569           | Miscellaneous apparel and accessory stores .....                    | 1                       | (D)                                       | (D)                      | (D)                             | (D)  | (D)  | (D)   |
| 57            | Furniture and home furnishings stores .....                         | 20                      | 9 801                                     | 1 150                    | 261                             | 78   | 7  | 3   |
| 571           | Furniture and home furnishings stores .....                         | 11                      | 4 819                                     | 532                      | 142                             | 46   | 4  | 2   |
| 5712          | Furniture stores .....  | 11                      | 4 819                                     | 532                      | 142                             | 46   | 4  | 2   |
| 572           | Household appliance stores .....                                    | 2                       | (D)                                       | (D)                      | (D)                             | (D)  | (D)  | (D)   |
| 573           | Radio, television, and computer stores .....                        | 7                       | (D)                                       | (D)                      | (D)                             | (D)  | (D)  | (D)   |
| 5731          | Radio, television, and electronic stores .....                      | 3                       | (D)                                       | (D)                      | (D)                             | (D)  | (D)  | (D)   |
| 5734          | Computer and software stores .....                                  | 1                       | (D)                                       | (D)                      | (D)                             | (D)  | (D)  | (D)   |
| 5735          | Record and prerecorded tape stores .....                            | 2                       | (D)                                       | (D)                      | (D)                             | (D)  | (D)  | (D)   |
| 58            | Eating and drinking places .....                                    | 67                      | 17 853                                    | 4 217                    | 1 155                           | 522  | 32   | 13  |
| 5812          | Eating places .....   | 54                      | 17 000                                    | 4 026                    | 1 105                           | 495  | 23   | 7   |
| 5813          | Drinking places .....   | 13                      | 853                                       | 191                      | 50                              | 27   | 9  | 6   |
| 591           | Drug stores and proprietary stores .....                            | 2                       | (D)                                       | (D)                      | (D)                             | (D)  | (D)  | (D)   |
| 59, ex. 591   | Miscellaneous retail .....  | 65                      | 17 029                                    | 2 745                    | 698                             | 229  | 46   | 6   |
| 592           | Liquor stores .....   | 3                       | (D)                                       | (D)                      | (D)                             | (D)  | (D)  | (D)   |
| 594           | Miscellaneous shopping goods stores .....                           | 41                      | 6 483                                     | 1 022                    | 270                             | 85   | 34   | 3   |
| 5941          | Sporting goods and bicycle shops .....                              | 2                       | (D)                                       | (D)                      | (D)                             | (D)  | (D)  | (D)   |
| 5944          | Jewelry stores .....  | 13                      | (D)                                       | (D)                      | (D)                             | (D)  | (D)  | (D)   |
| 5945          | Hobby, toy, and game shops .....                                    | 2                       | (D)                                       | (D)                      | (D)                             | (D)  | (D)  | (D)   |
| 5947          | Gift, novelty, and souvenir shops .....                             | 14                      | 1 356                                     | 173                      | 46                              | 20   | 15   | -   |
| 5949          | Sewing, needlework, and piece goods .....                           | 2                       | (D)                                       | (D)                      | (D)                             | (D)  | (D)  | (D)   |
| 598           | Fuel dealers .....  | 2                       | (D)                                       | (D)                      | (D)                             | (D)  | (D)  | (D)   |
| 599           | Retail stores, n.e.c. ....  | 19                      | 5 338                                     | 890                      | 227                             | 65   | 9  | 3   |
| 5992          | Florists .....  | 4                       | (D)                                       | (D)                      | (D)                             | (D)  | (D)  | (D)   |
| 5999          | Miscellaneous retail stores, n.e.c. ....                            | 12                      | (D)                                       | (D)                      | (D)                             | (D)  | (D)  | (D)   |

See footnotes at end of table.

**16 VIRGIN ISLANDS**

**1992 ECONOMIC CENSUS OF OUTLYING AREAS**

**Table 9. General Statistics by Selected Industry Group and Kind of Business for Christiansted: 1992—Con.**

[Detail may not add to total because of rounding. For meaning of abbreviations and symbols, see introductory text. For explanation of terms, see appendix A]

| 1992 SIC code  | Selected industry group and kind of business             | Establishments (number) | Sales and receipts <sup>1</sup> (\$1,000) | Annual payroll (\$1,000) | First quarter payroll (\$1,000) | Paid employees for pay period including Mar. 12 (number) | Proprietors and partners <sup>2</sup> (number) | Unpaid family workers <sup>2</sup> (number) |
|--|--|-------------------------|---|--------------------------|---------------------------------|--|--|---|
| <b>472, 70-79</b><br><b>(ex. 702, 704), 8072, 8111, 84, 871, 8731, 8732, 8734, 874</b> | <b>Service industries<sup>3</sup>-----</b>               | <b>158</b>              | <b>126 403</b>                            | <b>48 504</b>            | <b>11 750</b>                   | <b>1 940</b>   | <b>76</b>                                      | <b>18</b>                                   |
| 472  | Passenger transportation arrangement -----               | 8                       | (D)                                       | (D)                      | (D)                             | (D)  | (D)  | (D)   |
| 4724   | Travel agencies-----                                     | 8                       | (D)                                       | (D)                      | (D)                             | (D)  | (D)  | (D)   |
| 70, ex. 702, 704   | Hotels and other lodging places -----                    | 13                      | 12 872                                    | 3 233                    | 1 044                           | 343  | 4  | -   |
| 701  | Hotels, and motels -----                                 | 13                      | 12 872                                    | 3 233                    | 1 044                           | 343  | 4  | -   |
| 72   | Personal services -----                                  | 20                      | 2 131                                     | 552                      | 140                             | 45   | 14   | 4   |
| 721  | Laundry, cleaning, and garment services -----            | 5                       | 988                                       | 277                      | 70                              | 22   | 1  | 2   |
| 7215   | Coin-operated laundries and cleaning -----               | 5                       | 988                                       | 277                      | 70                              | 22   | 1  | 2   |
| 723  | Beauty shops-----  | 11                      | 499                                       | 73                       | 20                              | 11   | 11   | 2   |
| 724  | Barber shops-----  | 2                       | (D)                                       | (D)                      | (D)                             | (D)  | (D)  | (D)   |
| 726  | Funeral service and crematories-----                     | 2                       | (D)                                       | (D)                      | (D)                             | (D)  | (D)  | (D)   |
| 73   | Business services-----                                   | 26                      | 6 824                                     | 2 834                    | 695                             | 184  | 6  | 3   |
| 731  | Advertising -----  | 1                       | (D)                                       | (D)                      | (D)                             | (D)  | (D)  | (D)   |
| 7311   | Advertising agencies -----                               | 1                       | (D)                                       | (D)                      | (D)                             | (D)  | (D)  | (D)   |
| 732  | Credit reporting and collection -----                    | 1                       | (D)                                       | (D)                      | (D)                             | (D)  | (D)  | (D)   |
| 733  | Mailing, reproduction, stenographic -----                | 3                       | (D)                                       | (D)                      | (D)                             | (D)  | (D)  | (D)   |
| 734  | Services to buildings -----                              | 5                       | 2 720                                     | 1 261                    | 303                             | 78   | -  | -   |
| 735  | Miscellaneous equipment rental and leasing -----         | 3                       | (D)                                       | (D)                      | (D)                             | (D)  | (D)  | (D)   |
| 736  | Personnel supply services -----                          | 1                       | (D)                                       | (D)                      | (D)                             | (D)  | (D)  | (D)   |
| 738  | Miscellaneous business services -----                    | 12                      | (D)                                       | (D)                      | (D)                             | (D)  | (D)  | (D)   |
| 7384   | Photofinishing laboratories -----                        | 3                       | (D)                                       | (D)                      | (D)                             | (D)  | (D)  | (D)   |
| 75   | Auto repair, services, and parking -----                 | 15                      | 2 016                                     | 493                      | 137                             | 55   | 5  | -   |
| 751  | Automotive rentals, no drivers -----                     | 5                       | 759                                       | 254                      | 69                              | 20   | -  | -   |
| 7514   | Passenger car rental -----                               | 4                       | 459                                       | 136                      | 40                              | 11   | -  | -   |
| 753  | Automotive repair shops -----                            | 9                       | (D)                                       | (D)                      | (D)                             | (D)  | (D)  | (D)   |
| 7539   | Automotive repair shops, n.e.c.-----                     | 6                       | 700                                       | 84                       | 22                              | 12   | 4  | -   |
| 754  | Automotive services, except repair-----                  | 1                       | (D)                                       | (D)                      | (D)                             | (D)  | (D)  | (D)   |
| 76   | Miscellaneous repair services -----                      | 18                      | 41 410                                    | 33 015                   | 8 097                           | 867  | 9  | 5   |
| 762  | Electrical repair shops -----                            | 9                       | (D)                                       | (D)                      | (D)                             | (D)  | (D)  | (D)   |
| 763  | Watch, clock, and jewelry repair -----                   | 2                       | (D)                                       | (D)                      | (D)                             | (D)  | (D)  | (D)   |
| 764  | Reupholstery and furniture repair -----                  | 1                       | (D)                                       | (D)                      | (D)                             | (D)  | (D)  | (D)   |
| 769  | Miscellaneous repair shops -----                         | 6                       | (D)                                       | (D)                      | (D)                             | (D)  | (D)  | (D)   |
| 78   | Motion pictures -----                                    | 6                       | (D)                                       | (D)                      | (D)                             | (D)  | (D)  | (D)   |
| 781  | Motion picture production and services -----             | 1                       | (D)                                       | (D)                      | (D)                             | (D)  | (D)  | (D)   |
| 783  | Motion picture theaters -----                            | 2                       | (D)                                       | (D)                      | (D)                             | (D)  | (D)  | (D)   |
| 784  | Video tape rental -----                                  | 3                       | 170                                       | 40                       | 11                              | 6  | 1  | -   |
| 79   | Amusement and recreation services -----                  | 7                       | 1 715                                     | 569                      | 119                             | 54   | 1  | 2   |
| 791  | Dance studios, schools, and halls -----                  | 1                       | (D)                                       | (D)                      | (D)                             | (D)  | (D)  | (D)   |
| 799  | Miscellaneous amusement, recreation services -----       | 6                       | (D)                                       | (D)                      | (D)                             | (D)  | (D)  | (D)   |
| 7999 pt.   | Amusement and recreation services, except lotteries----- | 4                       | 555                                       | 134                      | 18                              | 13   | 1  | 2   |
| 81   | Legal services -----                                     | 24                      | 12 041                                    | 3 674                    | 928                             | 141  | 27   | 2   |
| 84   | Museums, botanical, zoological gardens -----             | 1                       | (D)                                       | (D)                      | (D)                             | (D)  | (D)  | (D)   |
| 841  | Museums and art galleries -----                          | 1                       | (D)                                       | (D)                      | (D)                             | (D)  | (D)  | (D)   |
| 87, ex. 872  | Engineering and management services -----                | 20                      | (D)                                       | (D)                      | (D)                             | (D)  | (D)  | (D)   |
| 871  | Engineering and architectural services -----             | 9                       | (D)                                       | (D)                      | (D)                             | (D)  | (D)  | (D)   |
| 873, ex. 8733  | Research and testing services -----                      | 4                       | 1 347                                     | 450                      | 108                             | 18   | -  | -   |
| 874  | Management and public relations -----                    | 7                       | 24 382                                    | 126                      | 24                              | 5  | -  | -   |

<sup>1</sup>For construction and manufacturing, see appendix A for explanation of terms and problems of duplication.

<sup>2</sup>Includes only those who worked 15 hours or more during week including Mar. 12.

<sup>3</sup>Except lottery dealers.



**Table 10. General Statistics by Selected Industry Group and Kind of Business for Frederiksted: 1992**

[Detail may not add to total because of rounding. For meaning of abbreviations and symbols, see introductory text. For explanation of terms, see appendix A]

| 1992 SIC code  | Selected industry group and kind of business                        | Establishments (number) | Sales and receipts <sup>1</sup> (\$1,000) | Annual payroll (\$1,000) | First quarter payroll (\$1,000) | Paid employees for pay period including Mar. 12 (number) | Proprietors and partners <sup>2</sup> (number) | Unpaid family workers <sup>3</sup> (number) |
|--|---|-------------------------|---|--------------------------|---------------------------------|--|--|---|
|  | <b>Total</b> .....  | <b>146</b>              | <b>116 612</b>                            | <b>17 511</b>            | <b>4 267</b>                    | <b>1 124</b>   | <b>87</b>                                      | <b>45</b>                                   |
|  | <b>Construction industries and subdividers and developers</b> ..... | <b>13</b>               | <b>7 567</b>                              | <b>3 180</b>             | <b>865</b>                      | <b>194</b>   | <b>6</b>                                       | <b>-</b>                                    |
| 15   | General building contractors .....                                  | 8                       | 5 310                                     | 2 127                    | 531                             | 128  | 1  | -   |
| 16   | Heavy construction, except building .....                           | 1                       | (D)                                       | (D)                      | (D)                             | (D)  | (D)  | (D)   |
| 17   | Special trade contractors .....                                     | 2                       | (D)                                       | (D)                      | (D)                             | (D)  | (D)  | (D)   |
| 6552   | Subdividers and developers, n.e.c. ....                             | 2                       | (D)                                       | (D)                      | (D)                             | (D)  | (D)  | (D)   |
| <b>20-39</b>   | <b>Manufacturing</b> .....  | <b>10</b>               | <b>45 479</b>                             | <b>7 055</b>             | <b>1 571</b>                    | <b>374</b>   | <b>-</b>                                       | <b>-</b>                                    |
| 20   | Food and kindred products .....                                     | 3                       | 9 197                                     | 1 581                    | 397                             | 75   | -  | -   |
| 27   | Printing and publishing .....                                       | 1                       | (D)                                       | (D)                      | (D)                             | (D)  | (D)  | (D)   |
| 32   | Stone, clay, and glass products .....                               | 3                       | (D)                                       | (D)                      | (D)                             | (D)  | (D)  | (D)   |
| 34   | Fabricated metal products .....                                     | 1                       | (D)                                       | (D)                      | (D)                             | (D)  | (D)  | (D)   |
| 38   | Instruments and related products .....                              | 2                       | (D)                                       | (D)                      | (D)                             | (D)  | (D)  | (D)   |
| <b>50-51</b>   | <b>Wholesale trade</b> .....  | <b>6</b>                | <b>11 910</b>                             | <b>1 348</b>             | <b>301</b>                      | <b>60</b>  | <b>-</b>                                       | <b>-</b>                                    |
| 50   | Durable goods .....   | 3                       | (D)                                       | (D)                      | (D)                             | (D)  | (D)  | (D)   |
| 504  | Professional and commercial equipment .....                         | 1                       | (D)                                       | (D)                      | (D)                             | (D)  | (D)  | (D)   |
| 507  | Hardware, plumbing, and heating equipment .....                     | 1                       | (D)                                       | (D)                      | (D)                             | (D)  | (D)  | (D)   |
| 509  | Miscellaneous durable goods .....                                   | 1                       | (D)                                       | (D)                      | (D)                             | (D)  | (D)  | (D)   |
| 51   | Nondurable goods .....  | 3                       | (D)                                       | (D)                      | (D)                             | (D)  | (D)  | (D)   |
| 514  | Groceries and related products .....                                | 1                       | (D)                                       | (D)                      | (D)                             | (D)  | (D)  | (D)   |
| 517  | Petroleum and petroleum products .....                              | 1                       | (D)                                       | (D)                      | (D)                             | (D)  | (D)  | (D)   |
| 519  | Miscellaneous nondurable goods .....                                | 1                       | (D)                                       | (D)                      | (D)                             | (D)  | (D)  | (D)   |
| <b>52-59</b>   | <b>Retail trade</b> .....   | <b>80</b>               | <b>44 498</b>                             | <b>4 551</b>             | <b>1 170</b>                    | <b>374</b>   | <b>63</b>                                      | <b>41</b>                                   |
| 52   | Building materials and garden supplies .....                        | 1                       | (D)                                       | (D)                      | (D)                             | (D)  | (D)  | (D)   |
| 525  | Hardware stores .....   | 1                       | (D)                                       | (D)                      | (D)                             | (D)  | (D)  | (D)   |
| 54   | Food stores .....   | 18                      | 30 092                                    | 1 989                    | 494                             | 162  | 13   | 10  |
| 541  | Grocery stores .....  | 14                      | (D)                                       | (D)                      | (D)                             | (D)  | (D)  | (D)   |
| 542  | Meat and fish markets .....   | 1                       | (D)                                       | (D)                      | (D)                             | (D)  | (D)  | (D)   |
| 546  | Retail bakeries .....   | 2                       | (D)                                       | (D)                      | (D)                             | (D)  | (D)  | (D)   |
| 549  | Miscellaneous food stores .....                                     | 1                       | (D)                                       | (D)                      | (D)                             | (D)  | (D)  | (D)   |
| 55, ex. 554  | Automotive dealers, excluding gasoline service stations .....       | 3                       | 906                                       | 428                      | 95                              | 15   | 1  | -   |
| 551  | New and used car dealers .....                                      | 1                       | (D)                                       | (D)                      | (D)                             | (D)  | (D)  | (D)   |
| 553  | Auto and home supply stores .....                                   | 2                       | (D)                                       | (D)                      | (D)                             | (D)  | (D)  | (D)   |
| 554  | Gasoline service stations .....                                     | 1                       | (D)                                       | (D)                      | (D)                             | (D)  | (D)  | (D)   |
| 56   | Apparel and accessory stores .....                                  | 12                      | 4 969                                     | 554                      | 146                             | 59   | 8  | 4   |
| 562  | Women's clothing stores .....                                       | 3                       | (D)                                       | (D)                      | (D)                             | (D)  | (D)  | (D)   |
| 565  | Family clothing stores .....  | 7                       | (D)                                       | (D)                      | (D)                             | (D)  | (D)  | (D)   |
| 566  | Shoe stores .....   | 2                       | (D)                                       | (D)                      | (D)                             | (D)  | (D)  | (D)   |
| 57   | Furniture and homefurnishings stores .....                          | 1                       | (D)                                       | (D)                      | (D)                             | (D)  | (D)  | (D)   |
| 571  | Furniture and homefurnishings stores .....                          | 1                       | (D)                                       | (D)                      | (D)                             | (D)  | (D)  | (D)   |
| 5712   | Furniture stores .....  | 1                       | (D)                                       | (D)                      | (D)                             | (D)  | (D)  | (D)   |
| 58   | Eating and drinking places .....                                    | 30                      | 5 925                                     | 1 288                    | 360                             | 107  | 29   | 20  |
| 5812   | Eating places .....   | 18                      | 5 426                                     | 1 234                    | 345                             | 99   | 16   | 12  |
| 5813   | Drinking places .....   | 12                      | 499                                       | 54                       | 15                              | 8  | 13   | 8   |
| 591  | Drug stores and proprietary stores .....                            | 2                       | (D)                                       | (D)                      | (D)                             | (D)  | (D)  | (D)   |
| 59, ex. 591  | Miscellaneous retail .....  | 12                      | 874                                       | 119                      | 32                              | 14   | 9  | 7   |
| 592  | Liquor stores .....   | 3                       | 174                                       | 6                        | 4                               | 1  | 2  | 1   |
| 594  | Miscellaneous shopping goods stores .....                           | 9                       | 700                                       | 113                      | 28                              | 13   | 7  | 6   |
| 5941   | Sporting goods and bicycle shops .....                              | 1                       | (D)                                       | (D)                      | (D)                             | (D)  | (D)  | (D)   |
| 5947   | Gift, novelty, and souvenir shops .....                             | 6                       | 567                                       | 93                       | 23                              | 10   | 5  | 3   |
| 5949   | Sewing, needlework, and piece goods .....                           | 1                       | (D)                                       | (D)                      | (D)                             | (D)  | (D)  | (D)   |
| <b>472, 70-79 (ex. 702, 704), 8072, 8111, 84, 871, 8731, 8732, 8734, 874</b> | <b>Service industries<sup>3</sup></b> .....                         | <b>37</b>               | <b>7 158</b>                              | <b>1 377</b>             | <b>360</b>                      | <b>122</b>   | <b>18</b>                                      | <b>4</b>                                    |
| 472  | Passenger transportation arrangement .....                          | 4                       | 949                                       | 173                      | 55                              | 21   | -  | -   |
| 4724   | Travel agencies .....   | 2                       | (D)                                       | (D)                      | (D)                             | (D)  | (D)  | (D)   |
| 4725   | Tour operators .....  | 1                       | (D)                                       | (D)                      | (D)                             | (D)  | (D)  | (D)   |
| 4729   | Passenger transport arrangement, n.e.c. ....                        | 1                       | (D)                                       | (D)                      | (D)                             | (D)  | (D)  | (D)   |
| 70, ex. 702, 704, 701  | Hotels and other lodging places .....                               | 4                       | 1 225                                     | 212                      | 54                              | 28   | 2  | -   |
|  | Hotels, and motels .....  | 4                       | 1 225                                     | 212                      | 54                              | 28   | 2  | -   |
| 72   | Personal services .....   | 8                       | 656                                       | 166                      | 40                              | 17   | 4  | 2   |
| 721  | Laundry, cleaning, and garment services .....                       | 2                       | (D)                                       | (D)                      | (D)                             | (D)  | (D)  | (D)   |
| 7215   | Coin-operated laundries and cleaning .....                          | 2                       | (D)                                       | (D)                      | (D)                             | (D)  | (D)  | (D)   |
| 723  | Beauty shops .....  | 3                       | 105                                       | 49                       | 13                              | 6  | 1  | -   |
| 724  | Barber shops .....  | 2                       | (D)                                       | (D)                      | (D)                             | (D)  | (D)  | (D)   |
| 729  | Miscellaneous personal services .....                               | 1                       | (D)                                       | (D)                      | (D)                             | (D)  | (D)  | (D)   |
| 73   | Business services .....   | 3                       | 379                                       | 58                       | 19                              | 4  | 1  | -   |
| 735  | Miscellaneous equipment rental and leasing .....                    | 2                       | (D)                                       | (D)                      | (D)                             | (D)  | (D)  | (D)   |
| 738  | Miscellaneous business services .....                               | 1                       | (D)                                       | (D)                      | (D)                             | (D)  | (D)  | (D)   |
| 7384   | Photofinishing laboratories .....                                   | 1                       | (D)                                       | (D)                      | (D)                             | (D)  | (D)  | (D)   |
| 75   | Auto repair, services, and parking .....                            | 10                      | 3 065                                     | 520                      | 136                             | 37   | 5  | 1   |
| 751  | Automotive rentals, no drivers .....                                | 5                       | 2 717                                     | 440                      | 116                             | 26   | 1  | -   |
| 7514   | Passenger car rental .....  | 4                       | 2 390                                     | 393                      | 97                              | 23   | 1  | -   |
| 753  | Automotive repair shops .....                                       | 4                       | (D)                                       | (D)                      | (D)                             | (D)  | (D)  | (D)   |
| 7539   | Automotive repair shops, n.e.c. ....                                | 2                       | (D)                                       | (D)                      | (D)                             | (D)  | (D)  | (D)   |
| 754  | Automotive services, except repair .....                            | 1                       | (D)                                       | (D)                      | (D)                             | (D)  | (D)  | (D)   |
| 76   | Miscellaneous repair services .....                                 | 2                       | (D)                                       | (D)                      | (D)                             | (D)  | (D)  | (D)   |
| 762  | Electrical repair shops .....                                       | 1                       | (D)                                       | (D)                      | (D)                             | (D)  | (D)  | (D)   |
| 769  | Miscellaneous repair shops .....                                    | 1                       | (D)                                       | (D)                      | (D)                             | (D)  | (D)  | (D)   |
| 78   | Motion pictures .....   | 1                       | (D)                                       | (D)                      | (D)                             | (D)  | (D)  | (D)   |
| 784  | Video tape rental .....   | 1                       | (D)                                       | (D)                      | (D)                             | (D)  | (D)  | (D)   |

See footnotes at end of table.

Table 10. **General Statistics by Selected Industry Group and Kind of Business for Frederiksted: 1992—Con.**

[Detail may not add to total because of rounding. For meaning of abbreviations and symbols, see introductory text. For explanation of terms, see appendix A]

| 1992 SIC code   | Selected industry group and kind of business              | Establishments (number) | Sales and receipts <sup>1</sup> (\$1,000) | Annual payroll (\$1,000) | First quarter payroll (\$1,000) | Paid employees for pay period including Mar. 12 (number) | Proprietors and partners <sup>2</sup> (number) | Unpaid family workers <sup>2</sup> (number) |
|---|---|-------------------------|---|--------------------------|---------------------------------|--|--|---|
| <b>472, 70-79</b><br>(ex. 702, 704), 8072, 8111, 84, 871, 8731, 8732, 8734, 874 | <b>Service industries<sup>3</sup>—Con.</b>                |                         |   |                          |                                 |  |  |   |
| 79  | Amusement and recreation services .....                   | 2                       | (D)                                       | (D)                      | (D)                             | (D)  | (D)  | (D)   |
| 799   | Miscellaneous amusement, recreation services .....        | 2                       | (D)                                       | (D)                      | (D)                             | (D)  | (D)  | (D)   |
| 7999 pt.  | Amusement and recreation services, except lotteries ..... | 2                       | (D)                                       | (D)                      | (D)                             | (D)  | (D)  | (D)   |
| 81  | Legal services .....                                      | 2                       | (D)                                       | (D)                      | (D)                             | (D)  | (D)  | (D)   |
| 87, ex. 872   | Engineering and management services .....                 | 1                       | (D)                                       | (D)                      | (D)                             | (D)  | (D)  | (D)   |
| 871   | Engineering and architectural services .....              | 1                       | (D)                                       | (D)                      | (D)                             | (D)  | (D)  | (D)   |

<sup>1</sup>For construction and manufacturing, see appendix A for explanation of terms and problems of duplication.

<sup>2</sup>Includes only those who worked 15 hours or more during week including Mar. 12.

<sup>3</sup>Except lottery dealers.

**Table 11. Class of Customer for Selected Retail and Service Kinds of Businesses: 1992**

[Detail may not add to total because of rounding. For meaning of abbreviations and symbols, see introductory text. For explanation of terms, see appendix A]

| 1992 SIC code  | Industry and kind of business                                     | Establishments (number) | Sales and receipts (\$1,000) | Percent distribution of sales to— |                   |                                 |                                  |                                     |                     |
|--|---|-------------------------|------------------------------|-----------------------------------|-------------------|---------------------------------|----------------------------------|-------------------------------------|---------------------|
|  |   |                         |                              | Local residents                   | Visiting tourists | Hotels and other lodging places | Other tourist-related businesses | Other nontourist-related businesses | Governmental bodies |
| <b>52-59</b>   | <b>Retail trade -----</b>   | <b>1 315</b>            | <b>867 273</b>               | <b>54.6</b>                       | <b>37.9</b>       | <b>1.9</b>                      | <b>1.0</b>                       | <b>2.6</b>                          | <b>2.0</b>          |
| 52   | Building materials and garden supplies-----                       | 50                      | 51 197                       | 55.7                              | 1.3               | 5.6                             | .7                               | 24.0                                | 12.6                |
| 53   | General merchandise stores -----                                  | 9                       | 39 021                       | 62.4                              | 32.7              | 1.8                             | 1.8                              | .9                                  | .4                  |
| 54   | Food stores-----  | 154                     | 199 442                      | 79.8                              | 15.8              | 1.7                             | .4                               | 1.1                                 | 1.2                 |
| 55, ex. 554  | Automotive dealers and service stations -----                     | 50                      | 40 009                       | 79.1                              | 3.6               | 2.2                             | 6.0                              | 5.6                                 | 3.6                 |
| 554  | Gasoline service stations -----                                   | 23                      | 21 109                       | 79.3                              | 7.1               | 1.6                             | 1.6                              | 4.4                                 | 6.1                 |
| 56   | Apparel and accessory stores-----                                 | 208                     | 66 781                       | 67.3                              | 29.4              | .6                              | 1.1                              | 1.1                                 | .5                  |
| 57   | Furniture and homefurnishings stores -----                        | 65                      | 45 929                       | 56.8                              | 28.1              | 3.7                             | 1.3                              | 5.2                                 | 5.0                 |
| 58   | Eating and drinking places-----                                   | 338                     | 96 505                       | 59.1                              | 37.8              | 1.0                             | .7                               | .6                                  | .7                  |
| 5812   | Eating places -----   | 264                     | 89 112                       | 58.0                              | 38.7              | 1.1                             | .8                               | .6                                  | .8                  |
| 5813   | Drinking places-----  | 74                      | 7 393                        | 73.0                              | 26.6              | .2                              | —                                | .1                                  | —                   |
| 591  | Drug stores and proprietary stores -----                          | 26                      | 27 385                       | 84.7                              | 14.3              | —                               | .1                               | .1                                  | .7                  |
| 59, ex. 591  | Miscellaneous retail stores -----                                 | 392                     | 279 895                      | 22.0                              | 74.1              | 2.0                             | .6                               | .4                                  | .8                  |
| <b>472, 70-79 (ex. 702, 704), 8072, 8111, 84, 871, 8731, 8732, 8734, 874</b> | <b>Service industries -----</b>                                   | <b>724</b>              | <b>628 853</b>               | <b>20.4</b>                       | <b>30.9</b>       | <b>1.4</b>                      | <b>3.0</b>                       | <b>3.4</b>                          | <b>40.9</b>         |
| 472  | Passenger transportation arrangement -----                        | 44                      | 38 703                       | 64.4                              | 28.2              | 1.0                             | 1.6                              | 2.3                                 | 2.6                 |
| 70, ex. 702, 704   | Hotels and other lodging places-----                              | 64                      | (D)                          | (D)                               | (D)               | (D)                             | (D)                              | (D)                                 | (D)                 |
| 701  | Hotels and motels -----   | 63                      | 171 913                      | 4.9                               | 89.3              | .6                              | .9                               | 1.2                                 | 3.1                 |
| 703  | Camps and recreational vehicle parks -----                        | 1                       | (D)                          | (D)                               | (D)               | (D)                             | (D)                              | (D)                                 | (D)                 |
| 72   | Personal services-----  | 115                     | 15 475                       | 77.7                              | 8.3               | 5.9                             | 5.7                              | 1.3                                 | 1.2                 |
| 73   | Business services -----   | 102                     | 28 650                       | 26.8                              | 4.9               | 9.8                             | 22.7                             | 19.7                                | 16.2                |
| 75   | Auto repair, services, and parking -----                          | 102                     | 25 893                       | 32.3                              | 45.1              | 3.4                             | 5.9                              | 3.5                                 | 9.8                 |
| 76   | Miscellaneous repair services -----                               | 77                      | 54 210                       | 77.5                              | .6                | 1.0                             | 3.9                              | 7.5                                 | 9.5                 |
| 78   | Motion pictures-----  | 21                      | 2 933                        | 85.0                              | 13.0              | .1                              | —                                | .9                                  | 1.0                 |
| 79   | Amusement and recreation services -----                           | 54                      | 18 689                       | 29.9                              | 58.2              | 4.7                             | 4.8                              | 1.9                                 | .5                  |
| 7999 pt.   | Amusement and recreation services, except lotteries -----         | 43                      | 13 820                       | 18.5                              | 69.2              | 2.7                             | 6.5                              | 2.6                                 | .5                  |
| 8072   | Dental laboratories -----   | 1                       | (D)                          | (D)                               | (D)               | (D)                             | (D)                              | (D)                                 | (D)                 |
| 8111   | Legal services-----   | 54                      | 21 842                       | 55.9                              | .7                | 3.5                             | 4.6                              | 20.8                                | 14.6                |
| 84   | Museums, art galleries, and botanical and zoological gardens----- | 7                       | (D)                          | (D)                               | (D)               | (D)                             | (D)                              | (D)                                 | (D)                 |
| 87, ex. 872  | Engineering and management services -----                         | 83                      | 247 352                      | 1.8                               | .4                | .2                              | 1.6                              | .9                                  | 95.0                |
| 871  | Engineering and architectural services -----                      | 24                      | 5 036                        | 51.8                              | 7.0               | 1.5                             | .3                               | 13.5                                | 26.0                |
| 873  | Research and testing services -----                               | 6                       | 1 951                        | 23.6                              | —                 | 6.9                             | 6.9                              | 53.1                                | 9.5                 |
| 874  | Management and public relations services -----                    | 53                      | 240 365                      | .6                                | .3                | .1                              | 1.6                              | .3                                  | 97.1                |

Note: Sales and receipts and percentage distribution of sales data represent only establishments reporting sales by class of customer.

**Table 12. Detailed Statistics for Hotels and Motels: 1992 and 1987**

[Detail may not add to total because of rounding. For meaning of abbreviations and symbols, see introductory text. For explanation of terms, see appendix A]

| Item  | 1992    | 1987    | Item  | 1992   | 1987   |
|---|---------|---------|---|--------|--------|
| Establishments ..... number ..  | 71      | 71      | Selected receipts from other sources ..... do..           | 2 161  | 26     |
| Guestrooms as of Dec. 31 ..... do..                                   | 4 154   | 3 646   |   |        |        |
| Receipts from customers, excluding taxes <sup>1</sup> ..... \$1,000.. | 177 609 | 152 021 | Payroll and employment:                                   |        |        |
| Guestroom rentals ..... do..  | 117 856 | 93 042  | Annual payroll ..... do..                                 | 49 382 | 42 886 |
| Meals and nonalcoholic beverages ..... do..                           | 36 646  | 34 561  | First quarter payroll ..... do..                          | 13 736 | 11 098 |
| Alcoholic beverages ..... do..  | 11 549  | 9 635   | Employees for pay period including Mar. 12 ..... number.. | 3 615  | 3 874  |
| Sales of other merchandise ..... do..                                 | 5 778   | 6 862   | Proprietors and partners <sup>2</sup> ..... do..          | 18     | 18     |
| Other receipts from customers ..... do..                              | 5 780   | 7 921   | Unpaid family workers <sup>2</sup> ..... do..             | 3      | 8      |

<sup>1</sup>Distribution based on reporting by establishments representing 95 percent or more of receipts of all establishments.

<sup>2</sup>Includes only those who worked 15 hours or more during week including Mar. 12.

# Appendix A.

## General Explanation

### CENSUS COVERAGE AND METHODOLOGY

**Structure and method of enumeration.** The 1992 Economic Census of the Virgin Islands was conducted using a combination of mail and personal enumeration. The coverage and method of obtaining census information follow:

1. **Mail census.** A census form was mailed to all employer firms (employers of one person or more) classified as being within the scope of the census. One single report form was used to collect data by mail. Firms were instructed to return the completed report form by mail.
2. **Personal enumeration.** Personal interviews were conducted to obtain data from establishments not known to the Census Bureau at the time of the mailout and establishments which did not return a report form.

The Government of the Virgin Islands collected the data under the provisions in title 13 of the United States Code, section 191(b). A staff member of the Virgin Islands Department of Economic Development and Agriculture supervised the field enumeration. The project leader and the enumerators were trained in St. Thomas and St. Croix by staff from the Bureau of the Census.

The islands were divided into two major areas, St. Thomas and St. John combined and St. Croix. The two areas were subdivided into enumeration districts (ED's), one or more of which were assigned to an enumerator. The enumerator was provided with a map of the assigned ED, a list of establishments for which a report form had been received, a record book, and a supply of forms. The enumerator was instructed to systematically canvass the entire ED and enter in the record book the name of each establishment. Establishments within the scope of the census for which a form had not been received were enumerated using report form OA-9873. Upon completing work in an ED, the interviewer turned over the record book, report forms, and related materials to the supervisor. Quality checks were performed during enumeration to ensure that the area had been completely canvassed and all necessary reports were obtained.

The census covered individual construction, wholesale, retail, and some service and manufacturing establishments. Construction, manufacturing, and wholesale establishments with no paid employees for the entire year of

1992 are excluded from this publication. Also excluded are manufacturing establishments engaged in petroleum refining and related industries (Major Group 29) and primary metal industries (Major Group 33). Peddlers and other itinerant vendors without established places of business were not canvassed, since they were out of the scope of the census.

Each establishment was assigned a kind-of-business code from the *1987 Standard Industrial Classification Manual*<sup>1</sup> (SIC) based on the respondent's answers to the questions on main business or the primary activity of the establishment based on sources of sales or receipts.

### EXPLANATION OF TERMS

**Sales and receipts.** Sales and receipts include merchandise sold (excluding excise taxes), value of products shipped, receipts from repairs and other services to customers, and delivery and carrying charges, whether or not payment was received in 1992. Sales are net after deductions for refunds and allowances for merchandise returned by customers. Sales and receipts also include income from business activity classified in a major category different from the one assigned to the establishment; e.g., wholesalers may have receipts from sales at retail and, similarly, retailers may have receipts from sales at wholesale. Receipts exclude amounts other than those received from customers, such as income from investments and rental of real estate.

Figures may contain duplication since products of some industries are used as materials for others and work (and receipts) of one firm may be subcontracted to other firms and included in the other firm's receipts.

**Firms.** A firm is a business organization or entity consisting of one or more domestic establishments (locations) under common ownership or control. All establishments of subsidiary firms are included as part of the owning or controlling firm. For the economic censuses, the terms "firm" and "company" are synonymous.

**Annual payroll.** Payroll includes all forms of compensation, such as salaries, wages, commissions, bonuses, vacation allowances, sick-leave pay, and the value of

<sup>1</sup>*Standard Industrial Classification Manual: 1987.* For sale by Superintendent of Documents, U.S. Government Printing Office, Washington, DC 20402. Stock No. 041-001-00314-2.

payments in kind (e.g., free meals and lodging) paid during the year to all employees. It also includes tips and gratuities received by employees from patrons and reported to employers. For corporations, it includes amounts paid to officers and executives; for unincorporated businesses, it does not include profit or other compensation to proprietors and partners. Payroll is reported before deductions for social security, income tax, insurance, union dues, etc.

**First quarter payroll.** This item consists of payroll, as defined above, paid to persons employed at any time during the quarter January to March 1992.

**Paid employees for the pay period including March 12.** Paid employees, including salaried officers and executives of corporations, are those full- and part-time employees who were on the payroll during the pay period including March 12, 1992. Included are employees on paid sick leave, paid holidays, and paid vacations. Proprietors and partners of unincorporated businesses are not included.

**Proprietors and partners, working.** Proprietors and partners are owners or partners of unincorporated businesses who worked 15 hours or more during the week which included March 12, 1992.

**Unpaid family workers.** This item includes all unpaid family members who worked 15 hours or more during the week which included March 12, 1992.

**Legal form of organization.** The legal form of organization for firms was based on the response to the organizational status questions on the census report forms.

## KIND-OF-BUSINESS CLASSIFICATIONS

Establishments covered in the 1992 census were assigned a kind-of-business classification in accordance with the provisions of the 1987 SIC Manual. However, the limited number of establishments in most classifications at the detail level would necessitate extensive suppression of data to avoid disclosing figures for individual business organizations. Therefore, the data in this report are usually shown for SIC major groups or other SIC combinations.

Following are selected kind-of-business descriptions.

### **Construction (SIC Division C, Major Groups 15 through 17, and 6552)**

This division includes establishments primarily engaged in construction. The term "construction" includes new work, additions, alterations, and repairs. There are three broad types of construction activity:

1. **Building construction by general contractors and operative builders (Major Group 15)**—This major

group includes general contractors and operative builders primarily engaged in the construction of residential, farm, industrial, commercial, or other buildings. General building contractors who combine a special trade with the contracting are included in this major group.

2. **Heavy construction other than building construction by contractors (Major Group 16)**—This major group includes general contractors primarily engaged in heavy construction other than building, such as highways and streets, bridges, sewers, railroads, irrigation projects, flood control projects and marine construction, and special trade contractors primarily engaged in activities of a type that are clearly specialized to such heavy construction and are not normally performed on buildings or building-related projects. Specialized activities that are covered here include grading for highways and airport runways; guardrail construction; installation of highway signs; trenching; underwater rock removal; and asphalt and concrete construction of roads, highways, streets, and public sidewalks.

3. **Construction by special trade contractors (Major Group 17)**—This major group includes special trade contractors who undertake activities of a type that are specialized either to building construction, including work on mobile homes, or to both building and non-building projects. These activities include painting (including bridge painting and traffic lane painting), electrical work (including work on bridges, power lines, and power plants), carpentry work, plumbing, heating, air-conditioning, roofing, and sheet metal work. Special trade contractors may work on subcontract from the general contractor, performing only part of the work covered by the general contract, or they may work directly for the owner. Special trade contractors for the most part perform their work at the site of construction, although they also may have shops where they perform work incidental to the job site.

**Land subdividers and developers, except cemeteries (SIC 6552).** Establishments primarily engaged in subdividing real property into lots, except cemetery lots, and in developing it for resale on their own account. Establishments primarily engaged in developing lots for others are classified in industry 1794.

### **Manufacturing (SIC Division D, Major Groups 20 through 39, except 29 and 33)**

This division includes establishments engaged in the mechanical or chemical transformation of materials or substances into new products. These establishments are usually described as plants, factories, or mills, and characteristically use power-driven machines and materials handling equipment.

## Food and Kindred Products (SIC Major Group 20)

This major group includes establishments manufacturing or processing foods and beverages for human consumption, and certain related products, such as manufactured ice, chewing gum, vegetable and animal fats and oils, and prepared feeds for animals and fowls.

## Textile Mill Products (SIC Major Group 22)

This major group includes establishments engaged in performing any of the following operations: (1) preparation of fiber and subsequent manufacturing of yarn, thread, braids, twine, and cordage; (2) manufacturing broadwoven, narrow woven, and knit fabrics; and carpets and rugs from yarn; (3) dyeing and finishing fiber, yarn, fabrics, and knit apparel; (4) coating, waterproofing, or otherwise treating fabrics; (5) the integrated manufacture of knit apparel and other finished articles from yarn; and (6) the manufacture of felt goods, lace goods, nonwoven fabrics, and miscellaneous textiles.

## Apparel and Other Finished Products Made From Fabrics and Similar Materials (SIC Major Group 23)

This major group, known as the cutting-up and needle trades, includes establishments producing clothing and fabricating products by cutting and sewing purchased woven or knit textile fabrics and related materials, such as leather, rubberized fabrics, plastics, and furs. Also included are establishments that manufacture clothing by cutting and joining (for example, by adhesives) materials such as paper and nonwoven textiles.

## Printing, Publishing, and Allied Industries (SIC Major Group 27)

This major group includes establishments engaged in printing by one or more common processes, such as letterpress; lithography (including offset), gravure, or screen; and those establishments which perform services for the printing trade, such as bookbinding and platemaking. This major group also includes establishments engaged in publishing newspapers, books, and periodicals, regardless of whether or not they do their own printing.

## Stone, Clay, Glass, and Concrete Products (SIC Major Group 32)

This major group includes establishments engaged in manufacturing flat glass and other glass products, cement, structural clay products, pottery, concrete and gypsum products, cut stone, abrasive and asbestos products, and other products from materials taken principally from the earth in the form of stone, clay, and sand.

## Miscellaneous Manufacturing Industries (SIC Major Group 39)

This major group includes establishments primarily engaged in manufacturing products not classified in any other manufacturing major group. Industries in this group fall into the following categories: jewelry, silverware, and plated ware; musical instruments; dolls, toys, games, and sporting and athletic goods; pens, pencils, and artists' materials; buttons, costume novelties, miscellaneous notions; brooms and brushes; caskets; and other miscellaneous manufacturing industries.

## Wholesale Trade (SIC Division F, Major Groups 50 and 51)

This division includes establishments or places of business primarily engaged in selling merchandise to retailers; industrial, commercial, institutional, farm, or professional business users; other wholesalers; or government agencies (Federal and local); or acting as agents or brokers in buying merchandise for or selling merchandise to such persons or companies. Importers selling merchandise at wholesale and exporters also are included in wholesale trade.

### Durable Goods (SIC Major Group 50)

This major group includes establishments primarily engaged in the wholesale distribution of durable goods.

### Nondurable Goods (SIC Major Group 51)

This major group includes establishments primarily engaged in the wholesale distribution of nondurable goods.

## Retail Trade (SIC Division G, Major Group 52 through 59)

This division includes establishments engaged in selling merchandise for personal or household consumption and in rendering services incidental to the sale of the goods. Exceptions are necessitated by trade practices. For example, lumber yards and paint, glass, and wallpaper stores are included in retail trade if they sell to the general public, even if a higher proportion of their sales is made to contractors. Establishments engaged in selling products to the general public from displayed merchandise, such as typewriters, stationery, or gasoline, are classified in retail trade even though such products may not be used for personal or household consumption. However, establishments that sell exclusively to business establishments, institutional and industrial users, or contractors are classified in wholesale trade.

Other important characteristics of retail trade establishments are that they are usually fixed places of business; are engaged in activities to attract the general public to buy; buy or receive as well as sell merchandise; they may process their products, although processing is incidental or subordinate to selling; and are considered as retail in the trade. Not all of these characteristics need to be present and some are modified by trade practices.

In general, retail establishments were classified according to the principal lines of commodities sold (groceries, hardware, etc.) or the usual trade designation (drug store, cigar store, etc.).

Kind-of-business classifications are not interchangeable with commodity classifications; most businesses sell several kinds of commodities. The kind-of-business code generally reflects either the individual commodity or the commodity group which is the primary source of the establishment's receipts, or some mixture of commodities which characterizes the establishment's business. Thus, the classification of establishments by kind of business generally does not make it possible to determine either the number of establishments handling a particular commodity or the sales of that commodity. For example, the food stores classification excludes stores selling food if the sale of food is not the primary sources of receipts; moreover, even though stores are classified as food stores some of their receipts may be derived from the sale of nonfood products.

#### Building Materials, Hardware, Garden Supply, and Mobile Home Dealers (SIC Major Group 52)

This major group includes retail establishments primarily engaged in selling lumber and other building materials; paint, glass, and wallpaper; hardware; nursery stock; lawn and garden supplies; and mobile homes.

#### General Merchandise Stores (SIC Major Group 53)

This major group includes retail stores which sell a number of lines of merchandise, such as dry goods, apparel and accessories, furniture and home furnishings, small wares, hardware, and food. The stores included in this group are known as department stores, variety stores, general merchandise stores, and general stores. Establishments primarily engaged in selling used general merchandise are classified in Industry Group 593; those selling general merchandise by mail, vending machine, or direct selling are classified in Industry Group 596.

#### Food Stores (SIC Major Group 54)

This major group includes retail stores primarily engaged in selling food for home preparation and consumption. Establishments primarily engaged in selling prepared foods

and drinks for consumption on the premises are classified in Major Group 58, and stores primarily engaged in selling packaged beers and liquors are classified in Industry 5921.

**Grocery stores (SIC 541).** Establishments primarily selling a wide variety of canned or frozen foods such as vegetables, fruits, and soups; packaged or bulk dry groceries, such as tea, coffee, cocoa, dried fruits, spices, sugar, flour, and crackers; and other processed foods and nonedible grocery items. These establishments often sell smoked and prepared meats, fresh fish and poultry, fresh vegetables and fruits, and fresh or frozen meats. Establishments commonly known as supermarkets, food stores, and delicatessens are included if receipts from sales of groceries and food items for off-premise preparation and consumption are 50 percent or more of total sales.

#### Automotive Dealers and Gasoline Service Stations (SIC Major Group 55)

This major group includes retail dealers selling new and used automobiles, boats, recreational and utility trailers, motorcycles, and mopeds; those selling new automobile parts and accessories; and gasoline service stations. It includes establishments dealing exclusively in used automobiles, but not establishments dealing exclusively in used parts (SIC 5015). Also included are automobile repair shops maintained by establishments engaged in the sale of new automobiles. Automotive distributors, the greater part of whose sales are to dealers or to institutional or industrial users, are classified in wholesale trade.

**Motor vehicle dealers (new and used) (SIC 551).** Establishments primarily engaged in the sale of new automobiles or new and used automobiles. They usually have a service and parts department.

**Auto and home supply stores (SIC 553).** Establishments primarily engaged in selling automobile tires, batteries, and accessories. They frequently sell household appliances, radios, television sets, sporting and recreational goods, toys, housewares, and hardware, no one of which accounts for over 49 percent of total sales.

**Gasoline service stations (SIC 554).** Establishments primarily selling gasoline and automotive lubricants. Usually these establishments also sell tires, batteries, and accessories, and perform minor repair work and services. Establishments called garages, but deriving more than half of their receipts from the sale of gasoline and automotive lubricants, are included.

**Boat dealers (SIC 555).** Establishments primarily engaged in the retail sale of new and used motorboats and other watercraft, including parts, accessories, marine supplies, and outboard motors.



## Apparel and Accessory Stores (SIC Major Group 56)

Establishments in this major group are primarily engaged in selling clothing of all kinds and related articles for personal wear and adornment. Not included are establishments which meet the criteria for "Department stores" (SIC 5311) or "Miscellaneous general merchandise stores" (SIC 5399) even though most of their receipts are from the sale of apparel and apparel accessories.

**Women's clothing stores (SIC 562).** Establishments primarily selling women's and girls' ready-to-wear apparel. Establishments are included in this category if (1) sales of all types of apparel (except as noted in the definition for general merchandise group stores) account for 50 percent or more of total sales, (2) sales of all women's and girls' apparel are three or more times the sales of men's and boys' apparel, and (3) sales of dresses, skirts, slacks, coats, suits, and furs are two or more times greater than the sales of millinery, hosiery, underwear, blouses, handbags, and other apparel and accessories.

**Women's accessory and specialty stores (SIC 563).** Establishments primarily engaged in the retail sale of women's accessories and specialties, such as millinery, blouses, foundation garments, lingerie, hosiery, costume jewelry, gloves, handbags, and furs (including custom-made furs).

**Children's and infants' wear stores (SIC 564).** Establishments primarily engaged in the retail sale of children's and infants' clothing, furnishing, and accessories. They may specialize in either children's or infants' wear or sell a combination of children's and infants' wear.

**Family clothing stores (SIC 565).** Establishments primarily selling clothing, furnishings, and accessories for men, women, and children, without specializing in any one line. Establishments are included in this category if (1) sales of all types of apparel (except as noted in the definition for general merchandise group stores) account for 50 percent or more of their total sales, (2) sales of all women's and girls' apparel are not more than three times the sales of men's and boys' apparel, and (3) sales of men's and boys' apparel are not more than three times the sales of all women's and girls' apparel.

## Home Furniture, Furnishings, and Equipment Stores (SIC Major Group 57)

This major group includes retail stores selling goods used for furnishing the home, such as furniture, floor coverings, and other household electrical and gas appliances. Establishments selling electrical and gas appliances are included in this group only if the major part of their sales consists of articles for home use. Dealers primarily engaged in selling antique and secondhand furniture are classified in SIC 593. Stores primarily engaged in selling merchandise but also providing an interior decorating service are classified according to the merchandise handled.

## Eating and Drinking Places (SIC Major Group 58)

This major group includes retail establishments selling prepared foods and drinks for consumption on the premises; it also includes lunch counters and refreshment stands selling prepared foods and drinks for immediate consumption. Restaurants, lunch counters, and drinking places operated as a subordinate service facility by other establishments are not included in this industry unless they are operated as leased departments by outside operators. Thus, restaurants and coffee shops operated by hotels are classified in SIC Major Group 70, and those operated by department stores are classified in SIC Major Group 53.

**Eating places (SIC 5812).** Establishments primarily engaged in the retail sale of prepared foods and drinks for on-premise or immediate consumption. Caterers and industrial and institutional food services establishments are also included in this industry.

**Drinking places (alcoholic beverages) (SIC 5813).** Establishments primarily engaged in the retail sale of alcoholic drinks such as beer, ale, wine, and liquor for consumption on the premises. The sale of food frequently accounts for a substantial portion of the receipts of these establishments.

## Miscellaneous Retail (SIC Major Group 59)

This major group includes retail establishments, not elsewhere classified. These establishments fall into the following categories: drug stores, liquor stores, used merchandise stores, miscellaneous shopping goods stores, nonstore retailers, fuel dealers, and miscellaneous retail stores, not elsewhere classified.

## Services (SIC Division I, Major Groups 472; 70 through 79, except 702 and 704, 8072, 8111, 84, 871, 8731, 8732, 8734, and 874)

This division includes establishments primarily engaged in rendering a wide variety of services to individuals, business and government establishments, and other organizations.

## Arrangement of Passenger Transportation (SIC Major Industry 472)

Establishments primarily engaged in furnishing travel information and acting as agents in arranging tours, transportation, rental cars, and lodging for travelers are classified in this industry. Tour operators primarily engaged in arranging and assembling tours for sale through travel agents or selling their own tours directly to travelers are also included in this industry. Establishments primarily

engaged in arranging passenger transportation, such as ticket offices, not operated by transportation companies, for railroads, buses, ships, and airlines are classified as part of this industry.

### Hotels, Rooming Houses, Camps, and Other Lodging Places (SIC Major Group 70, except 702 and 704)

This major group includes commercial and noncommercial establishments engaged in furnishing lodging, or lodging and meals, and camping space and camping facilities.

**Hotels and Motels (SIC 7011).** Commercial establishments, known to the public as hotels, motor hotels, motels, or tourist courts, primarily engaged in providing lodging, or lodging and meals, for the general public. Hotels which are operated by membership organizations and open to the general public are included in this industry. Hotels operated by organizations for their members only are classified in industry 7041. Apartment hotels are classified in Real Estate, Industry 6513; rooming and boarding houses are classified in Industry 7021; and sporting and recreational camps are classified in Industry 7032.

### Personal Services (SIC Major Group 72)

This major group includes establishments primarily engaged in providing services generally to individuals, such as laundries, dry cleaning plants, portrait photographic studios, and beauty and barber shops. Also included are establishments operating as industrial launderers and those primarily engaged in providing linen supply services to commercial and business establishments.

**Laundry, cleaning, and garment services (SIC 721).** Establishments primarily engaged in operating mechanical laundries or furnishing laundry services, linen supply houses and industrial launderers, diaper service establishments, self-service laundries, and dyeing plants.

**Beauty shops (SIC 723).** Establishments primarily engaged in providing beauty services or both beauty and barber services. Beauty and cosmetology schools are also included. Beauty shop concessions (owned and operated by concessionaires) in hotels, department stores, etc., are classified in this industry and treated as separate establishments. However, beauty shops owned by and operated as part of other businesses (e.g., hotels, department stores) are considered part of the main establishment.

**Barber shops (SIC 724).** Establishments primarily engaged in providing barber and men's hair styling services. Barber colleges also are included. Barber shop concessions (owned and operated by concessionaires) in hotels, department stores, etc., are classified in this industry and treated as

separate establishments. However, barber shops owned by and operated as part of other businesses (e.g., hotels, department stores) are considered part of the main establishment.

### Business Services (SIC Major Group 73)

This major group includes establishments primarily engaged in rendering services, not elsewhere classified, to business establishments on a contract or fee basis, such as advertising, credit reporting, collection of claims, mailing, reproduction, stenographic, news syndicates, computer programming, photocopying, duplicating, data processing, services to buildings, and help supply services. Establishments primarily engaged in providing engineering, accounting, research, management, and related services are classified in Major Group 87. Establishments which provided specialized services closely allied to activities covered in other divisions are classified in such divisions.

### Automotive Repair, Services, and Parking (SIC Major Group 75)

This major group includes establishments primarily engaged in furnishing automotive repair, parking, rental, and other services to the general public. Similar facilities owned and operated by concerns for their own use and not available to the general public are treated as auxiliary establishments of those concerns and are not included here. Automobile repair departments maintained by establishments engaged in the sale of new automobiles are classified in retail trade, as are gasoline service stations (where sales of merchandise, including fuel, exceed repair receipts). Automobile driving instructions are not included in the census.

**Automotive rental and leasing, without drivers (SIC 751).** Establishments primarily engaged in daily or extended-term rental or leasing of passenger automobiles, trucks, truck tractors and trailers, and other automotive equipment without drivers. Establishments primarily engaged in finance leasing are not included in the census.

**Automotive repair shops (SIC 753).** Establishments primarily engaged in the general repair of automotive vehicles; in the repair of automotive tops, bodies, and interiors; in repairing and retreading automotive tires; in automotive painting and refinishing; in automotive glass replacement; and in specialized automotive repair, such as fuel service, brake relining, and exhaust system repair.

### Miscellaneous Repair Services (SIC Major Group 76)

This major group includes establishments primarily engaged in miscellaneous repair service. Repair departments of retail dealers or manufacturers are not included unless operated as separate establishments and reported as

such. This group does not include some repair services, of which the more important are: repair to structures (classified in Construction); automotive repair services, classified in SIC Major Group 75; garment and shoe repair, classified in SIC Major Group 72; and computer maintenance repair services, classified in SIC Major Group 73. Excluded are ship and boat and railroad repair shops, which are classified in manufacturing.

**Electrical repair shops (SIC 762).** Establishments primarily engaged in servicing and repairing radios, television sets, phonographs, high fidelity (hi-fi) or stereophonic equipment, and tape recorders. Also included are establishments engaged in installing and repairing televisions; amateur and citizens' band antennas; installing and servicing radio transmitting and receiving equipment in home offices, small boats, automobiles, or other vehicles; servicing and repairing household and commercial refrigerators, and air-conditioning and refrigeration equipment; or primarily engaged in repairing electrical and electronic equipment not elsewhere classified, such as electrical household appliances and electrical and electronic industrial equipment. This industry does not include establishments primarily engaged in the installation, repair, or maintenance of radio and television broadcasting equipment (as distinguished from low-powered business, amateur, and personal radio communication equipment); industrial or commercial electronic devices such as diathermy, x-ray, heat-treating, and welding equipment; electronic computers and similar devices (SIC 7378). Establishments primarily engaged in servicing and repairing gas refrigeration equipment are classified in SIC 7699.

**Motion Pictures and Amusement and Recreation Services**  
(SIC Major Group 78 and 79)

These major groups include establishments primarily engaged in providing amusement, recreation, or entertainment, including producing and distributing motion pictures,

exhibiting motion pictures in commercially operated theaters, and furnishing services to the motion picture industry. The term "motion pictures" includes similar production for television or other media using film tape or other means.

**Legal Services**  
(SIC Industry 8111)

Establishments, the head or heads of which are members of the bar, engaged in offering legal advice or services.

**Museums, Art Galleries, and Botanical and Zoological Gardens**  
(SIC Major Group 84)

This major group includes museums, art galleries, arboreta, and botanical and zoological gardens. These establishments are often of historical, educational, or cultural interest.

**Engineering, Architectural, and Surveying Services**  
(SIC Industry 871)

Establishments primarily engaged in performing professional services in the fields of architecture, engineering, and land surveying. Graphic arts and related design are classified in SIC 7336; drafting services and systems engineering or design (not computer related) in SIC 7389; and computer related systems engineering or design in SIC 737. Establishments primarily engaged in construction contracting are classified in construction. Landscape architects are classified in agricultural services and are not included in the census.

**Management and Public Relations Services**  
(SIC 874)

Establishments primarily engaged in furnishing general or specialized management services on a day to day basis and on a contract or fee basis. Also included in this industry are the management consulting services, the public relations services, the facilities support management services, and other business consulting services.

## Appendix B. **Report Form and Information Sheet**

---

The report form and information sheet are shown on the following pages.

# Publication Program

## 1992 ECONOMIC CENSUS OF OUTLYING AREAS

Publications of the 1992 Economic Census of the Outlying Areas containing data on construction, manufacturing, retail trade, wholesale trade, and service establishments are described below.

### Printed Reports

Puerto Rico—4 reports  
(OA92-E-1 to -4)

*Retail Trade, Wholesale Trade, and Service Industries*

**Geographic Area Statistics (OA92-E-1).** The area report presents data for the wholesale and retail trades and service industries. It includes varied kind-of-business detail on number of establishments, sales or receipts, payroll, employment, proprietors and partners working, legal form of organization, and type of firm. Data are presented for Puerto Rico, commercial regions, and municipios. Retail trade data include total and selling floor space, franchise holders, and class of customer for selected kinds of business. Wholesale trade data on inventories, operating expenses, class of customer, and employment by principal activity are presented by kind of business. Data for hotels and motels by type of receipts and number of rooms are published for service industries.

**Subject Series (OA92-E-2).** The subject report presents commodity and merchandise line sales data for retail and wholesale trade by kind of business for Puerto Rico.

### *Construction Industries*

**Construction Industries (OA92-E-3).** This report presents summary, industry, and geographic area statistics. The industry chapter presents 1992 data for industries on the number of construction establishments; value of construction work; employment; proprietors and partners working; payroll; hours worked; payments to subcontractors; payments for materials, components, and supplies; payments for power, fuels, and lubricants; payments for selected purchased services; payments for rental of machinery, equipment, and structures; value added; and capital expenditures during the year. Selected data are shown for selected industries by geographic location of establishments and by legal form of organization. Data are also provided for establishments by employment size.

### *Manufactures*

**Manufactures (OA92-E-4).** This report includes data on the number of establishments, employment, proprietors and partners working, payroll, value of shipments, value

added by manufactures, class of customer, inventories, costs of materials, capital expenditures, products, and country of destination. Statistics are shown by industry and geographic area.

Virgin Islands of the United States—1 report  
(OA92-E-5)

This report presents data by kind of business for construction industries, manufactures, retail trade, wholesale trade, and service industries. In addition to data for the Virgin Islands as a whole, data are presented for St. Thomas and St. John (combined to prevent disclosure problems), St. Croix, and the towns of Charlotte Amalie, Christiansted, and Frederiksted.

Guam—1 report  
(OA92-E-6)

This report presents data by kind of business for construction industries, manufactures, retail trade, wholesale trade, and service industries. Tables present data for Guam and its election districts.

Northern Mariana Islands—1 report  
(OA92-E-7)

This report presents data by kind of business for construction industries, manufactures, retail trade, wholesale trade, and service industries. Tables present data for the Northern Mariana Islands and the four municipalities.

## ELECTRONIC MEDIA

Data also are available in electronic form. These products provide the same information found in the printed reports. Electronic products are sold by Data User Services Division, Customer Services, Bureau of the Census, Washington, DC 20233-8300.

## OTHER ECONOMIC CENSUS REPORTS

Data on retail trade, wholesale trade, service industries, construction industries, manufactures, mineral industries, enterprise statistics, minority-owned businesses, women-owned businesses, and transportation in the United States also are issued as part of the 1992 Economic Census. All published reports are sold by the Superintendent of Documents, U.S. Government Printing Office, Washington, DC 20402. Appropriate announcements and order forms describing these reports are available free of charge from Data User Services Division, Customer Services, Bureau of the Census, Washington, DC 20233-8300.