


1992 Census of Wholesale Trade

WC92-A-50

GEOGRAPHIC AREA SERIES

Wisconsin



Acknowledgments

Many persons participated in the various activities of the 1992 Census of Wholesale Trade. The overall planning and review of the census operations were performed by the Economic Census Staff of the Economic Planning and Coordination Division.

This report was prepared in the Services Division. **Bobby E. Russell**, Assistant Chief for Census Programs, was responsible for the overall planning, management, and coordination of the census of wholesale trade. Planning and implementation were under the direction of **John R. Trimble**, Chief, Wholesale Census Branch, with primary staff assistance by **Steven L. Barron**, **John L. Vignali**, **Gary E. Swenson**, **Scott P. Handmaker**, **Daniel C. Collier**, **Barbara A. Collier**, **Cary L. Fletcher**, **Dennis R. Johnson**, and **Karen K. Sigmon**.

Systems and procedures for mailout, receipt, correspondence, data input, industry classification, other clerical processing, administrative record processing, quality control, and the associated electronic computer programs, were developed in the Economic Planning and Coordination Division.

Mailout preparation and receipt operations, clerical and analytical review activities, data keying, and geocoding review were performed by the staff of the Data Preparation Division, **Judith N. Petty**, Chief.

Geographic coding procedures and associated computer programs were developed by the staff of the Geography Division.

The computer processing systems were developed and coordinated in the Economic Statistical Methods and Programming Division, **Charles P. Pautler, Jr.**, Chief. **H. Ray Dennis**, Assistant Chief for Business Programs, was responsible for the design and implementation of the computer systems. The computer programs were prepared under the supervision of **Steven G. McCraith**, Chief, Utilities and Financial Census Branch, and **William C. Wester**, Chief, Business Census Branch, assisted by **Dennis P. Kelly**, **Barbara L. Lambert**, **Josephine S. McLaughlin**, **William D. McClain**, **David Wang**, and **David L. Sipes**.

Computer processing was performed in the Computer Services Division, **Marvin D. Raines**, Chief.

The staff of the Administrative and Publications Services Division, **Walter C. Odom**, Chief, performed planning, design, composition, editorial review, and printing planning and procurement for publications and report forms. **Gladys Rea** provided publication coordination and editing.

Special acknowledgment is also due the many businesses whose cooperation has contributed to the publication of these data.

If you have any questions concerning the statistics in this report, call 301-457-2725.

1992 Census of Wholesale Trade

WC92-A-50

GEOGRAPHIC AREA SERIES

Wisconsin

Issued December 1994



U.S. Department of Commerce
Ronald H. Brown, Secretary
David J. Barram, Deputy Secretary
Economics and Statistics Administration
Everett M. Ehrlich, Under Secretary
for Economic Affairs
BUREAU OF THE CENSUS
Martha Farnsworth Riche, Director



**Economics and Statistics
Administration**

Everett M. Ehrlich, Under Secretary
for Economic Affairs



BUREAU OF THE CENSUS

Martha Farnsworth Riche, Director
Harry A. Scarr, Deputy Director

Paula J. Schneider, Principal Associate
Director for Programs

Thomas L. Mesenbourg, Acting Associate
Director for Economic Programs

Thomas L. Mesenbourg, Assistant Director
for Economic Programs

**ECONOMIC PLANNING AND COORDINATION
DIVISION**

John P. Govoni, Chief

SERVICES DIVISION

Carole A. Ambler, Chief

Introduction to the Economic Census

PURPOSES AND USES OF THE ECONOMIC CENSUS

The economic census is the major source of facts about the structure and functioning of the Nation's economy. It provides essential information for government, business, industry, and the general public.

The economic census furnishes an important part of the framework for such composite measures as the gross domestic product, input/output measures, production and price indexes, and other statistical series that measure short-term changes in economic conditions.

Policymaking agencies of the Federal Government use the data, especially in monitoring economic activity and providing assistance to business.

State and local governments use the data to assess business activities and tax bases within their jurisdictions and to develop programs to attract business.

Trade associations study trends in their own and competing industries and keep their members informed of market changes.

Individual businesses use the data to locate potential markets and to analyze their own production and sales performance relative to industry or area averages.

AUTHORITY AND SCOPE

Title 13 of the United States Code (sections 131, 191, and 224) directs the Census Bureau to take the economic census every 5 years, covering years ending in 2 and 7. The 1992 Economic Census consists of the following eight censuses:

- Census of Retail Trade
- Census of Wholesale Trade
- Census of Service Industries
- Census of Financial, Insurance, and Real Estate Industries
- Census of Transportation, Communications, and Utilities
- Census of Manufactures
- Census of Mineral Industries
- Census of Construction Industries

Special programs also cover enterprise statistics and minority-owned and women-owned businesses. (The 1992 Census of Agriculture and 1992 Census of Governments are conducted separately.) The next economic census is scheduled to be taken in 1998 covering the year 1997.

AVAILABILITY OF THE DATA

The results of the economic census are available in printed reports for sale by the U.S. Government Printing Office and on compact discs for sale by the Census Bureau. Order forms for all types of products are available on request from Customer Services, Bureau of the Census, Washington, DC 20233-8300. A more complete description of publications being issued from this census is on the inside back cover of this document.

Census facts are also widely disseminated by trade associations, business journals, and newspapers. Volumes containing census statistics are available in most major public and college libraries. Finally, State data centers in every State as well as business and industry data centers in many States also supply economic census statistics.

WHAT'S NEW IN 1992

The 1992 Economic Census covers more of the economy than any previous census. New for 1992 are data on communications, utilities, finance, insurance, and real estate, as well as coverage of more transportation industries. The economic, agriculture, and governments censuses now collectively cover nearly 98 percent of all economic activity.

Among other changes, new 1992 definitions affect the boundaries of about a third of all metropolitan areas. Also, the Survey of Women-Owned Businesses has now been expanded to include all corporations.

HISTORICAL INFORMATION

The economic census has been taken as an integrated program at 5-year intervals since 1967 and before that for 1963, 1958, and 1954. Prior to that time, the individual subcomponents of the economic census were taken separately at varying intervals.

The economic census traces its beginnings to the 1810 Decennial Census, when questions on manufacturing were included with those for population. Coverage of economic activities was expanded for 1840 and subsequent censuses to include mining and some commercial activities. In 1902, Congress established a permanent Census Bureau and directed that a census of manufactures be taken every 5 years. The 1905 Manufactures Census was the first time a census was taken apart from the regular every-10-year population census.

The first census of business was taken in 1930, covering 1929. Initially it covered retail and wholesale trade and construction industries, but it was broadened in 1933 to include some of the service trades.

The 1954 Economic Census was the first census to be fully integrated—providing comparable census data across economic sectors, using consistent time periods, concepts, definitions, classifications, and reporting units. It was the first census to be taken by mail, using lists of firms provided by the administrative records of other Federal agencies. Since 1963, administrative records also have been used to provide basic statistics for very small firms, reducing or eliminating the need to send them census questionnaires. The Enterprise Statistics Program, which publishes combined data from the economic census, was made possible with the implementation of the integrated census program in 1954.

The range of industries covered in the economic censuses has continued to expand. The census of construction industries began on a regular basis in 1967, and the scope of service industries was broadened in 1967, 1977, and 1987. The census of transportation began in 1963 as a set of surveys covering travel, transportation of commodities, and trucks, but expanded in 1987 to cover business establishments in several transportation industries. For 1992, these statistics are incorporated into a broadened census of transportation, communications, and utilities. Also new for 1992 is the census of financial, insurance, and real estate industries. This is part of a gradual expansion in coverage of industries previously subjected to government regulation.

The Survey of Minority-Owned Business Enterprises was first conducted as a special project in 1969 and was incorporated into the economic census in 1972 along with the Survey of Women-Owned Businesses.

An economic census has also been taken in Puerto Rico since 1909, in the Virgin Islands of the United States and Guam since 1958, and in the Commonwealth of the Northern Mariana Islands since 1982.

Statistical reports from the 1987 and earlier censuses provide historical figures for the study of long-term time series and are available in some large libraries. All of the census data published since 1967 are still available for sale on microfiche from the Census Bureau.

AVAILABILITY OF MORE FREQUENT ECONOMIC DATA

While the census provides complete enumerations every 5 years, there are many needs for more frequent data as well. The Census Bureau conducts a number of monthly, quarterly, and annual surveys, with the results appearing in publication series such as Current Business Reports (retail and wholesale trade and service industries), the Annual Survey of Manufactures, Current Industrial Reports, and the Quarterly Financial Report. Most of these surveys, while providing more frequent observations, yield less kind-of-business and geographic detail than the census. The County Business Patterns program offers annual statistics on the number of establishments, employment, and payroll classified by industry within each county.

SOURCES FOR MORE INFORMATION

More information about the scope, coverage, classification system, data items, and publications for each of the economic censuses and related surveys is published in the *Guide to the 1992 Economic Census and Related Statistics*. More information on the methodology, procedures, and history of the census will be published in the *History of the 1992 Economic Census*. Contact Customer Services for information on availability.

Census of Wholesale Trade

GENERAL

The 1992 Census of Wholesale Trade, part of the 1992 Economic Census, covered wholesale trade as defined in the *Standard Industrial Classification Manual: 1987*¹ (SIC). It included all establishments with one or more paid employees primarily engaged in selling merchandise to retailers; other wholesalers; or industrial, commercial, institutional, farm, or professional users. Companies selling products to which they have title, as well as those acting as agents or brokers in buying or selling merchandise to others, are included. The census excluded governmental organizations classified in the covered industries except for wholesale liquor establishments operated by State and local governments.

The basic tabulations in this report do not include data for establishments which are "auxiliary" (primary function is providing a service, such as warehouses) to other establishments within the same organization. Data for auxiliaries are presented in a subsequent report issued as part of the 1992 Enterprise Statistics reports.

Wholesale firms without employees are excluded from the census. In the census of retail trade, the sales of firms with no paid employees are derived from administrative records of other Federal agencies rather than from a direct canvass. These sources proved impractical for wholesale firms without paid employees. In the census of wholesale trade, the sales value is the gross volume of business conducted. Firms which operated wholly or partly on a commission basis must provide both the gross volume of business conducted and commission receipts on census forms. Agents and brokers do not report to other Federal agencies the gross selling value of goods. Moreover, administrative records make no distinction between commission receipts and sales of products by wholesalers.

Appendix A gives a more detailed explanation of census coverage and methodology.

CENSUS DISCLOSURE RULES

In accordance with Federal law governing census reports, no data are published that would disclose the operations of an individual establishment or business. However, the number of establishments in a kind-of-business

classification is not considered a disclosure, therefore, this information may be released even though other information is withheld.

GEOGRAPHIC AREAS COVERED

This report series presents data for the following areas:

1. The United States as a whole.
2. Each State and the District of Columbia
3. Each consolidated metropolitan statistical area (CMSA) and primary metropolitan statistical area (PMSA) defined by the Office of Management and Budget (OMB) as of June 30, 1993. A CMSA is an area used to facilitate the presentation and analysis of data for large concentrations of metropolitan populations. It includes two or more contiguous PMSA's which have a population of at least 1,000,000² and which meet specific criteria of urban character and of social and economic integration.
4. Each metropolitan statistical area (MSA) defined by the OMB as of June 30, 1993. An MSA is an integrated economic and social unit with a population nucleus of at least 50,000 inhabitants.² Each MSA consists of one or more counties meeting standards of metropolitan character; in New England, cities and towns rather than counties are the component geographic units.
5. The area within the State outside metropolitan areas (MA's).
6. Each county or county equivalent.³ Counties are the primary divisions of States, except in Louisiana where they are called parishes and in Alaska where they are called boroughs and census areas. Maryland, Missouri, Nevada, and Virginia have one place or more that is independent of any county organization and constitutes primary divisions of their States. These places are treated as counties and as places.
7. Each consolidated city.³ Consolidated cities are consolidated governments which consists of separately incorporated municipalities.
8. Each municipality of 2,500 inhabitants or more incorporated as a city, borough, village, or town.^{2 3}

¹*Standard Industrial Classification Manual: 1987*. For sale by Superintendent of Documents, U.S. Government Printing Office, Washington, DC 20402. Stock No. 041-001-00314-2.

²According to 1990 Census of Population or subsequent special census.

³Those defined as of January 1, 1992.

For the economic census, boroughs and census areas in Alaska, and boroughs in New York, are not included in this category.

9. Special economic urban areas (SEUA's), which include townships in Michigan, New Jersey, and Pennsylvania and towns in New York, Wisconsin, and the six New England States with 10,000 inhabitants or more.⁴

DOLLAR VALUES

All dollar values presented in this report are expressed in current dollars, i.e., 1992 data are expressed in 1992 dollars and 1987 data in 1987 dollars. Consequently, when making comparisons to prior years, users of the data should consider the inflation that has occurred

RELIABILITY OF DATA

All data compiled in this report originated from either census questionnaires or administrative records of other Federal agencies and, therefore, are not subject to sampling errors. However, the data are subject to nonsampling errors. Nonsampling errors can be attributed to many sources: inability to identify all cases in the actual universe; definition and classification difficulties; differences in the interpretation of questions; errors in recording or coding the data obtained; and other errors of collection, response, coverage, and estimation for missing or misreported data.

The accuracy of these tabulated data is determined by the joint effects of the various nonsampling errors. No direct measurement of these effects has been obtained except for estimation for missing or misreported data; however, precautionary steps were taken in all phases of the collection, processing, and tabulation of the data in an effort to minimize the effects of nonsampling errors.

The Census Bureau obtains on computer tape limited information extracted from administrative records of other Federal agencies. This information is used in conjunction with other information available to the Census Bureau to develop estimates for nonemployers, small employers, and other establishments for which responses were not received in time for publication. For an indication of the extent that data included in these reports were obtained from the administrative records of other Federal agencies and from estimation, rather than reports directly from respondents, see appendix E. Also, see appendix A for a more detailed explanation of census coverage and methodology.

SPECIAL TABULATIONS

Special tabulations of data collected in the 1992 Census of Wholesale Trade may be obtained, depending on availability of time and personnel, on diskette, computer tape,

⁴According to 1990 Census of Population or subsequent special census.

or in tabular form. The data will be in summary form and subject to the same rules prohibiting disclosure of confidential information (including name, address, kind of business, or other data for individual business establishments or companies) as are the regular publications.

Special tabulations are prepared on a cost basis. A request for a cost estimate, as well as exact specifications on the type and format of the data to be provided, should be directed to the Chief, Services Division, Bureau of the Census, Washington, DC 20233.

To discuss a special tabulation before submitting specifications, call 1-800-541-8345.

ABBREVIATIONS AND SYMBOLS

The following abbreviations and symbols are used in this publication:

–	Represents zero.
(D)	Withheld to avoid disclosing data for individual companies; data are included in broader kind-of-business totals.
(IC)	Independent city.
(NA)	Not available.
(NC)	Not comparable.
(X)	Not applicable.
CMSA	Consolidated metropolitan statistical area.
MA	Metropolitan area.
MSA	Metropolitan statistical area.
n.e.c.	Not elsewhere classified.
PMSA	Primary metropolitan statistical area.
pt.	Part.
r	Revised.
SEUA	Standard economic urban area.
SIC	Standard Industrial Classification.

The following symbols are used in this publication to show employment size ranges for employment data that has been withheld to avoid disclosing data for individual companies (employment size range codes are provided for the first time in the 1992 Economic Census):

Symbol	Employment size
AA	0—19
BB	20—99
CC	100—249
EE	250—499
FF	500—999
GG	1,000—2,499
HH	2,500—4,999
II	5,000—9,999
JJ	10,000—24,999
KK	25,000—49,999
LL	50,000—99,999
MM	100,000 or more

Users' Guide for Locating Statistics in This Report by Table Number

Information shown in tables	Table									
	1	2	3	4	5	6	7	8	9	10
GEOGRAPHIC AREAS										
The State	X	X	X						X	X
Metropolitan Areas (MA's) in the State.....							X			
Area of the State not in any MA								X		
Counties in the State				X						X
Places in the State				² X	¹ X	¹ X			² X	
DATA ITEMS³										
Establishments.....	X		X	⁴ X	⁴ X	⁴ X	⁴ X	⁴ X		
Sales	X		X	⁴ X	⁴ X	⁴ X	⁴ X	⁴ X	X	X
Annual payroll	X		X	⁴ X	⁴ X	⁴ X	⁴ X	⁴ X		
First-quarter payroll.....	X									
Paid employees for pay period including March 12, 1992	X		X	⁵ X	⁵ X	⁵ X	⁵ X	⁵ X		
Inventories	X									
Operating expenses	X									
Sales per establishment.....		X								
Sales per employee		X								
Annual payroll per employee.....		X								
Annual payroll as a percent of operating expenses.....		X								
Employees per establishment.....		X								
Operating expenses as a percent of sales		X								
End-of-year inventories as a percent of sales....		X								
1987 to 1992 comparative statistics (sales, payroll, etc.).....			X							
Counties ranked by volume of sales										X
Places ranked by volume of sales.....									² X	

¹Includes areas with 200 wholesale establishments or more.

²Includes places with 2,500 inhabitants or more, according to the 1990 Census of Population.

³See Explanation of Terms, appendix A.

⁴Manufacturers' sales branches and offices, and agents, brokers, and commission merchants are combined and displayed as "other types of operation."

⁵Presented for total and merchant wholesalers only.

Users' Guide for Locating Statistics in the 1992 Census of Wholesale Trade Reports

Report and geographic area	Information shown in reports by kind of business or industry category										
	Number of establishments	Sales (\$1,000)	Payroll (\$1,000)	Number of employees	Inventories (\$1,000)	Operating expenses (\$1,000)	Commodity line sales (\$1,000)	Sales size and employment size ¹	Legal form of organization	Petroleum bulk stations and terminals	Selected topics
GEOGRAPHIC AREA SERIES											
United States	X	X	X	X	X	X					
State	X	X	X	X	X	X					
MA	X	X	X	X							
County	X	X	X	X							
Place	X	X	X	X							
ESTABLISHMENT AND FIRM SIZE (INCLUDING LEGAL FORM OF ORGANIZATION)											
United States	X	X	² X	² X	² X	² X		X	X		
MEASURES OF VALUE PRODUCED, CAPITAL EXPENDITURES, DEPRECIABLE ASSETS, AND OPERATING EXPENSES											
United States ²		X	X		X	X			X		³ X
COMMODITY LINE SALES											
United States	X	X					X				
State ⁴	X	X					X				
MA ⁴	X	X					X				
MISCELLANEOUS SUBJECTS											
United States	X	X	X	X	X	X				X	⁵ X
State					X					X	
County					X					X	

¹Establishments and firms.

²Merchant wholesalers only.

³Value produced, capital expenditures, depreciable assets, and selected operating expenses detail.

⁴Available on CD ROM only.

⁵Class of customer; employment by principal activity; detailed type of operation; inventory detail; commissions of agents and brokers; and gross margins, gross profits, and their components of merchant wholesalers.

Contents

Wisconsin

[Page numbers listed here omit the prefix that appears as part of the number of each page]

	Page
Introduction to the Economic Census.....	III
Census of Wholesale Trade	V
Users' Guide for Locating Statistics in This Report by Table Number	VII
Users' Guide for Locating Statistics in the 1992 Census of Wholesale Trade Reports ...	VIII
Summary of Findings	2

FIGURES

1. Percent of Wholesale Sales by Type of Operation: 1992 and 1987	3
2. Wholesale Sales by Industry Group: 1992 and 1987	4
3. Wholesale Employment by Industry Group: 1992 and 1987	5
Maps	6

TABLES

1. Summary Statistics for the State: 1992	9
2. Selected Ratios for the State: 1992	13
3. Comparative Statistics for the State: 1992 and 1987	16
4. Summary Statistics for Counties and for Places With 2,500 Inhabitants or More: 1992	19
5. Summary Statistics for Places With 200 Establishments or More: 1992.....	24
6. Summary Statistics for Counties With 200 Establishments or More: 1992.....	27
7. Summary Statistics for Metropolitan Areas: 1992.....	31
8. Summary Statistics for the Area Outside Metropolitan Areas: 1992	44
9. Places With 2,500 Inhabitants or More Ranked by Volume of Sales: 1992.....	46
10. Counties Ranked by Volume of Sales: 1992.....	47

APPENDIXES

A. General Explanation	A-1
B. Sample Report Form and Instructions	B-1
C. Kind-of-Business Titles and Reporting-Form Numbers	C-1
D. Metropolitan Areas	D-1
E. Percent of Sales Data Based on Administrative Records and Estimation for the State: 1992	E-1
F. Geographic Notes.....	F-1
G. Establishments in Business Any Time During Year and Establishments in Business at End of Year for the State: 1992 and 1987	G-1

Publication Program..... Inside back cover

Summary of Findings

Wisconsin had 9,383 wholesale establishments in 1992 with \$47.6 billion in sales. This represents a 6.4 percent increase in wholesale establishments and a 41.2 percent increase in sales over 1987 according to the 1992 Census of Wholesale Trade conducted by the Bureau of the Census, U.S. Department of Commerce.

Merchant wholesalers accounted for 85.5 percent or 8,019 of the total establishments and 61.3 percent or \$29.2 billion of the total sales in 1992 compared with 86.1 percent of the establishments and 66.4 percent of the sales in 1987. Manufacturers' sales branches and offices with 575 establishments and \$13.4 billion in sales and agents, brokers, and commission merchants with 789 establishments and \$5.0 billion in sales made up the rest of the wholesale trade total in 1992.

General-line groceries wholesalers were the largest group of wholesalers by kind of business in terms of sales with \$4.1 billion followed by dairy products, except dried or canned, wholesalers with \$3.4 billion and automobiles and other motor vehicles wholesalers with \$2.5 billion. Out of 69 kind of business groups, these three accounted for 21.0 percent of the total sales in the State.

Annual payroll for all wholesalers in the State was up from \$2.2 billion in 1987 to \$3.2 billion in 1992. Merchant wholesalers had annual payroll of \$2.6 billion in 1992 while manufacturers' sales branches and offices recorded \$531.0 million and agents, brokers, and commission merchants had \$135.3 million.

Employment by all wholesalers in Wisconsin as of mid-March 1992 was 117,623, an increase of 15.6 percent since 1987. Merchant wholesalers with 98,478 employees accounted for 83.7 percent of the total wholesale employment in 1992 compared with 85.2 percent in 1987.

Inventories of \$3.7 billion were held at wholesale establishments in the State at the end of 1992. Merchant wholesalers held 86.4 percent of these inventories while manufacturers' sales branches and sales offices held 13.4 percent and agent, brokers, and commission merchants held .2 percent. Inventories of all wholesalers increased during 1992 by 3.5 percent while those of merchant wholesalers increased 3.6 percent.

Payroll per employee in the State averaged \$27.4 thousand for all wholesalers in 1992, an increase of 26.8 percent since 1987. Merchant wholesalers averaged \$26.0 thousand per employee while manufacturers' sales branches and offices was \$35.7 thousand and agents, brokers, and commission merchants were \$31.5 thousand in 1992.

Annual payroll as a percent of operating expenses for all wholesalers decreased from 50.4 percent in 1987 to 50.1 percent in 1992. The ratio for merchant wholesalers was 51.9 percent; for manufacturers' sales branches and offices it was 42.2 percent; and for agents, brokers and commission merchants it was 55.2 percent.

Figure 1. **Percent of Wholesale Sales by Type of Operation: 1992 and 1987**
(Percents may not add to 100 because of rounding. For meaning of abbreviations and symbols, see introductory text)

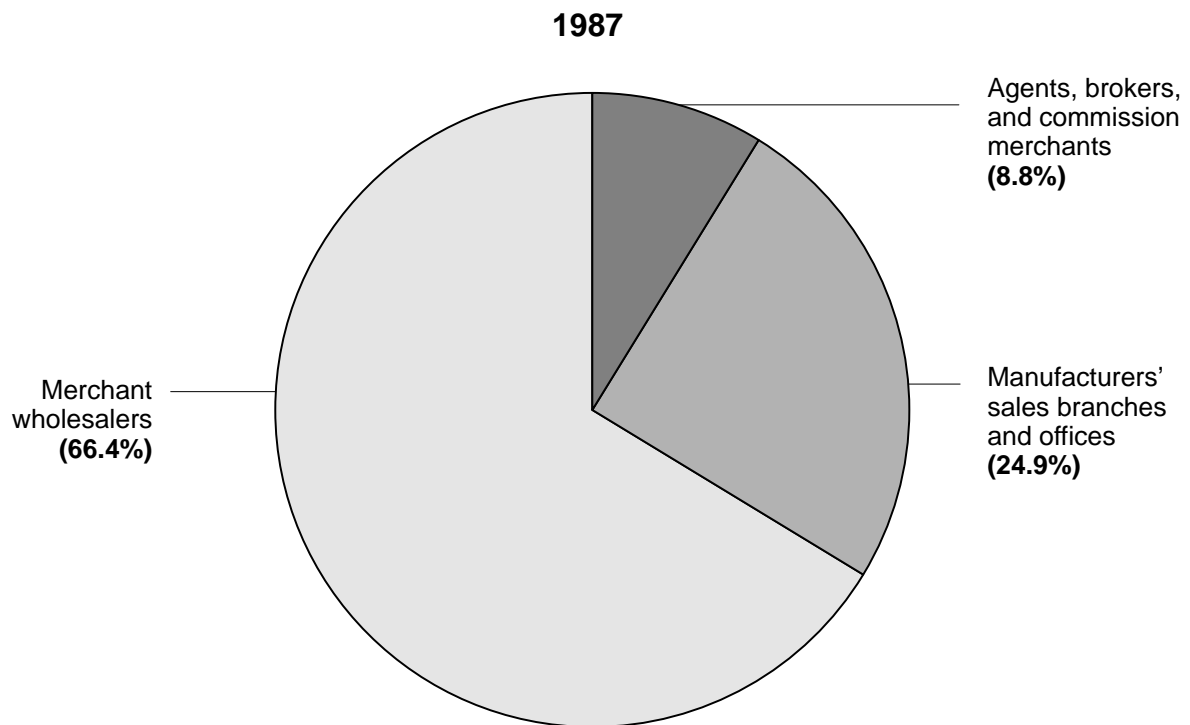
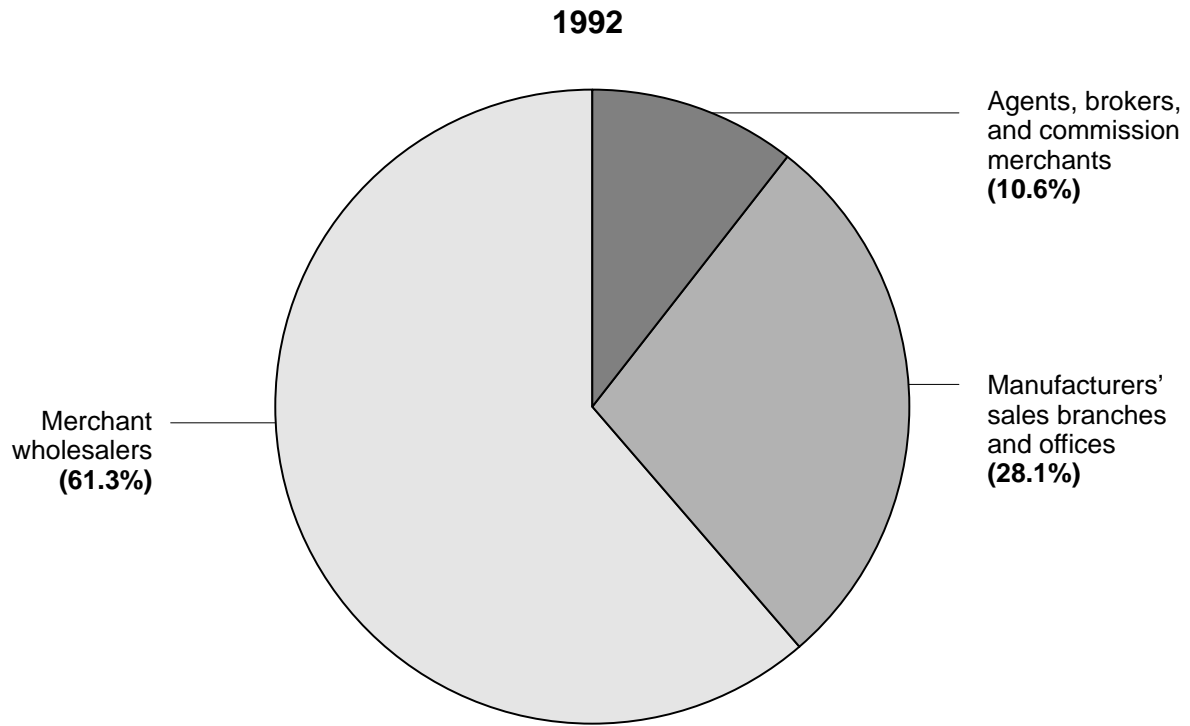




Figure 2. **Wholesale Sales by Industry Group: 1992 and 1987**
(Millions of dollars. For meaning of abbreviations
and symbols, see introductory text)

1992 
1987 

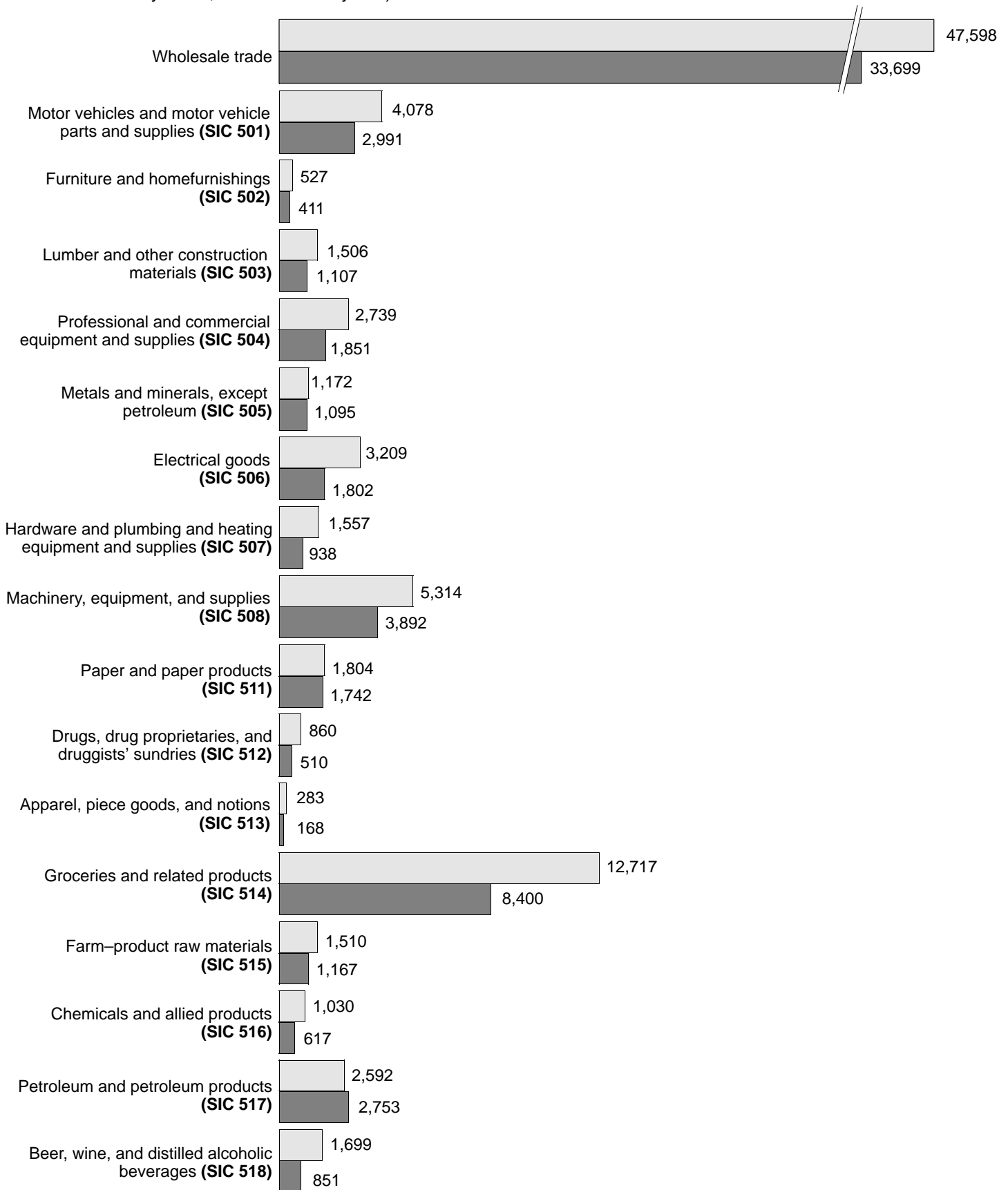


Figure 3. **Wholesale Employment by Industry Group: 1992 and 1987**
 (Number. For meaning of abbreviations and symbols, see introductory text)

1992 
 1987 

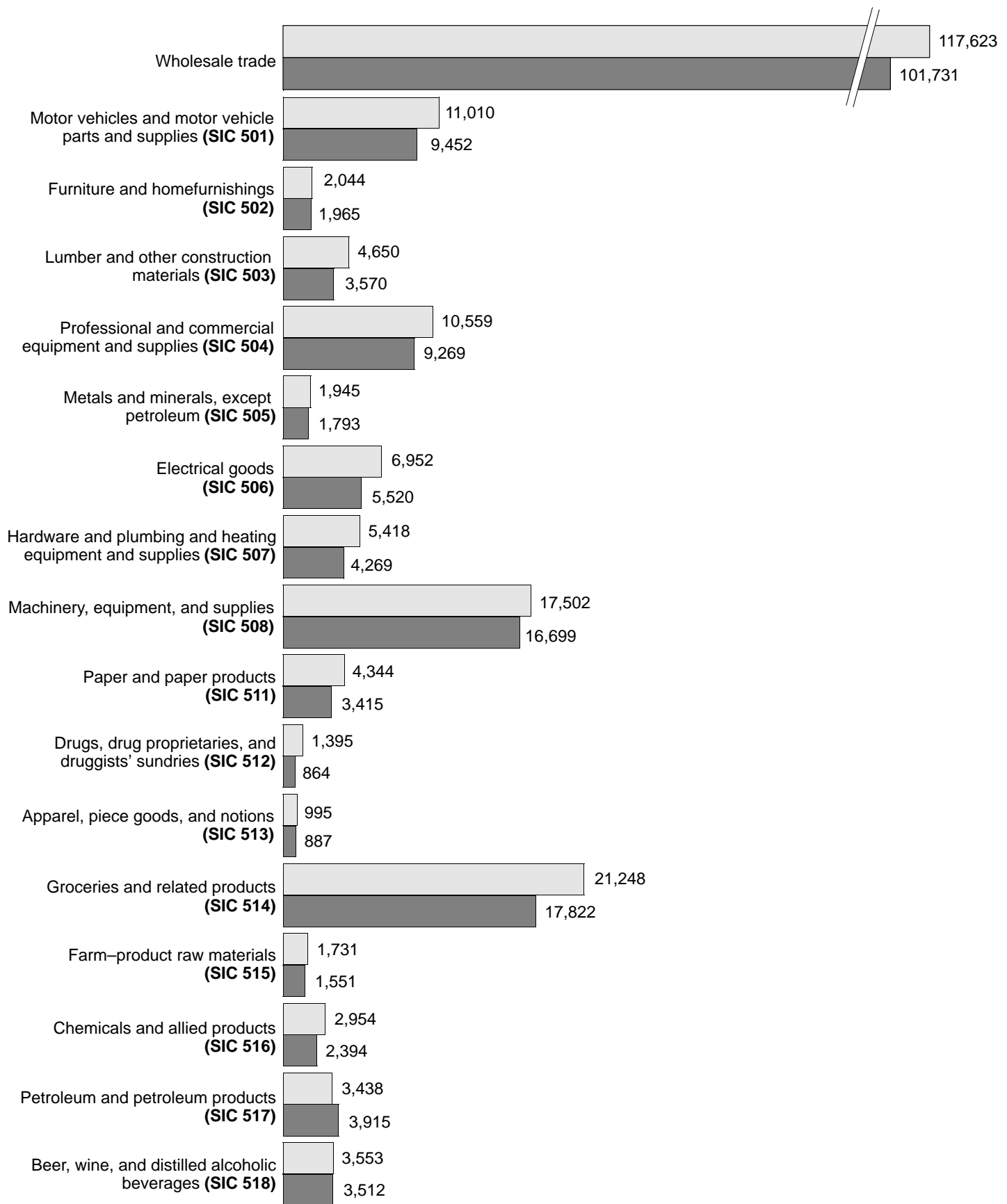




Table 1. Summary Statistics for the State: 1992

[For meaning of abbreviations and symbols, see introductory text. For explanation of terms and comparability of 1987 and 1992 censuses, see appendix A]

SIC code	Type of operation and kind of business	Establishments (number)	Sales (\$1,000)	Annual payroll (\$1,000)	First-quarter payroll (\$1,000)	Paid employees for pay period including March 12 (number)	Operating expenses (\$1,000)	End-of-1991 inventories (\$1,000)	End-of-1992 inventories (\$1,000)
	Wholesale trade	9 383	47 597 932	3 222 625	753 078	117 623	6 430 994	3 561 488	3 685 938
	TYPES OF OPERATION								
	Merchant wholesalers	8 019	29 189 074	2 556 411	588 892	98 478	4 926 657	3 074 007	3 184 446
	Wholesale distributors and jobbers	7 740	27 597 071	2 448 244	565 234	94 433	4 674 936	2 883 226	2 955 614
	Importers	118	489 297	48 673	11 191	1 536	114 170	91 685	102 520
	Exporters	36	360 239	12 132	3 055	415	30 883	32 426	37 910
	Terminal grain elevators	5	(D)	(D)	(D)	BB	(D)	(D)	(D)
	Country grain elevators	33	(D)	(D)	(D)	EE	(D)	(D)	(D)
	Assemblers of farm products, except country grain elevators	87	526 473	39 108	7 707	1 749	84 067	49 968	75 150
	Manufacturers' sales branches and sales offices	575	13 366 115	530 954	135 032	14 856	1 259 351	480 188	494 574
	Sales branches (with stock)	378	6 146 415	392 279	99 795	11 753	916 799	480 188	494 574
	Sales offices (without stock)	197	7 219 700	138 675	35 237	3 103	342 552	-	-
	Agents, brokers, and commission merchants	789	5 042 743	135 260	29 154	4 289	244 986	7 293	6 918
	Auction companies	26	729 832	7 183	1 697	825	15 320	187	187
	Brokers	106	1 552 126	33 012	7 671	1 035	54 880	1 370	1 540
	Commission merchants	108	677 512	18 262	3 937	582	33 280	2 011	1 678
	Import agents	6	(D)	(D)	(D)	BB	(D)	(D)	(D)
	Export agents	14	(D)	(D)	(D)	BB	(D)	(D)	(D)
	Manufacturers' agents	529	1 985 051	74 662	15 470	1 785	136 679	3 381	3 247
	TYPES OF OPERATION BY KIND OF BUSINESS								
	Wholesale trade	9 383	47 597 932	3 222 625	753 078	117 623	6 430 994	3 561 488	3 685 938
50	Durable goods	5 868	22 152 228	1 910 159	451 338	66 539	3 758 849	2 275 834	2 339 879
501	Motor vehicles and motor vehicle parts and supplies	999	4 078 049	249 795	59 594	11 010	567 870	329 115	347 573
5012	Automobiles and other motor vehicles	179	2 509 260	95 135	22 512	3 719	214 650	134 654	146 156
5013	Motor vehicle supplies and new parts	579	1 326 912	113 040	26 736	5 249	277 399	158 046	166 185
5014	Tires and tubes	77	165 708	23 501	5 967	422	42 032	24 728	23 592
5015	Motor vehicle parts, used	164	76 169	18 119	4 379	1 056	33 789	11 687	11 640
502	Furniture and home furnishings	196	526 901	55 935	13 220	2 044	108 486	40 320	34 949
5021	Furniture	95	306 152	31 124	7 570	1 068	57 791	16 545	14 883
5023	Home furnishings	101	220 749	24 811	5 650	976	50 695	23 775	20 066
503	Lumber and other construction materials	357	1 505 506	138 652	29 911	4 650	265 229	128 819	139 966
5031	Lumber, plywood, millwork, and wood panels	162	826 782	66 206	14 794	2 210	121 059	72 838	83 222
5032	Brick, stone, and related construction materials	65	181 048	18 340	3 247	513	37 523	13 198	12 621
5033	Roofing, siding, and insulation materials	62	308 714	26 000	5 698	995	50 009	28 196	29 437
5039	Construction materials, n.e.c.	68	188 962	28 106	6 172	932	56 638	14 587	14 686
504	Professional and commercial equipment and supplies	755	2 738 871	343 054	82 545	10 559	637 493	182 718	194 231
5043	Photographic equipment and supplies	20	36 810	3 890	96	155	7 661	4 473	3 644
5044	Office equipment	167	343 565	69 164	16 234	2 407	117 100	29 082	31 763
5045	Computers and computer peripheral equipment and software	259	1 225 905	152 317	37 198	3 929	288 744	62 067	67 173
5046	Commercial equipment, n.e.c.	81	129 639	18 797	4 749	699	32 063	10 890	11 444
5047	Medical, dental, and hospital equipment and supplies	156	755 220	63 297	14 893	1 853	122 047	50 713	53 339
5048	Ophthalmic goods	26	76 140	10 042	2 429	491	19 579	7 798	9 054
5049	Professional equipment and supplies, n.e.c.	46	171 592	25 547	6 112	1 025	50 299	17 695	17 814
505	Metals and minerals, except petroleum	192	1 171 559	60 485	14 551	1 945	124 905	97 176	98 212
5051	Metals service centers and offices	182	1 110 017	58 710	14 172	1 889	120 143	86 446	84 725
5052	Coal and other minerals and ores	10	61 542	1 775	379	56	4 762	10 730	13 487
506	Electrical goods	609	3 209 298	230 671	56 599	6 952	440 102	250 012	258 899
5063	Electrical apparatus and equipment, wiring supplies, and construction materials	359	2 219 931	146 354	34 579	4 212	266 584	190 757	198 548
5064	Electrical appliances, television and radio sets	39	427 517	22 216	6 621	645	65 344	23 996	24 343
5065	Electronic parts and equipment, n.e.c.	211	561 850	62 101	15 399	2 095	108 174	35 259	36 008
507	Hardware, and plumbing and heating equipment and supplies	455	1 557 334	159 664	37 317	5 418	291 323	194 018	203 710
5072	Hardware	156	679 306	63 002	14 961	1 826	120 882	85 788	87 301
5074	Plumbing and heating equipment and supplies (hydronics)	164	516 231	57 235	13 153	1 983	100 043	71 237	72 390
5075	Warm air heating and air-conditioning equipment and supplies	100	270 883	31 532	7 362	885	56 763	28 157	35 245
5078	Refrigeration equipment and supplies	35	90 914	7 895	1 841	268	13 635	8 836	8 774
508	Machinery, equipment, and supplies	1 729	5 313 569	514 546	121 129	17 502	981 796	839 194	828 848
5082	Construction and mining (except petroleum) machinery and equipment	102	441 725	48 896	10 390	1 432	87 003	138 687	137 497
5083	Farm and garden machinery and equipment	478	1 199 309	106 768	24 490	4 523	199 676	383 581	366 497
5084	Industrial machinery and equipment	655	1 827 759	198 635	47 692	6 056	371 259	177 507	178 093
5085	Industrial supplies	334	1 549 823	122 442	29 618	4 088	249 198	103 285	105 866
5087	Service establishment equipment and supplies	132	186 224	29 156	6 842	1 163	55 566	17 846	17 866
5088	Transportation equipment and supplies, except motor vehicles	28	108 729	8 649	2 097	240	19 094	18 288	23 029
509	Miscellaneous durable goods	576	2 051 141	157 357	36 472	6 459	341 645	214 462	233 491
5091	Sporting and recreational goods and supplies	131	807 654	47 457	11 097	1 707	108 896	97 228	116 093
5092	Toys and hobby goods and supplies	43	172 952	18 043	4 317	818	39 438	37 444	36 604
5093	Scrap and waste materials	208	495 409	59 601	13 657	2 566	127 490	35 015	35 894
5094	Jewelry, watches, precious stones, and precious metals	49	70 419	8 555	1 845	368	18 212	11 124	10 457
5099	Durable goods, n.e.c.	145	504 707	23 701	5 556	1 000	47 609	33 651	34 443

WHOLESALE TRADE—GEOGRAPHIC AREA SERIES

WISCONSIN WI-9

Table 1. Summary Statistics for the State: 1992—Con.

[For meaning of abbreviations and symbols, see introductory text. For explanation of terms and comparability of 1987 and 1992 censuses, see appendix A]

SIC code	Type of operation and kind of business	Estab-lish-ments (number)	Sales (\$1,000)	Annual payroll (\$1,000)	First-quarter payroll (\$1,000)	Paid employees for pay period including March 12 (number)	Operating expenses (\$1,000)	End-of-1991 inventories (\$1,000)	End-of-1992 inventories (\$1,000)
TYPES OF OPERATION BY KIND OF BUSINESS—Con.									
Merchant wholesalers—Con.									
50	Durable goods—Con.								
507	Hardware, and plumbing and heating equipment and supplies	381	1 211 527	135 640	31 400	4 829	248 801	184 090	194 364
5072	Hardware	132	511 607	50 484	11 829	1 990	99 012	80 176	81 919
5074	Plumbing and heating equipment and supplies (hydronics)	134	419 670	51 756	11 792	1 837	90 167	68 603	69 956
5075	Warm air heating and air-conditioning equipment and supplies	85	(D)	(D)	(D)	FF	(D)	(D)	(D)
5078	Refrigeration equipment and supplies	30	(D)	(D)	(D)	CC	(D)	(D)	(D)
508	Machinery, equipment, and supplies	1 481	3 435 373	436 668	102 565	15 438	836 425	719 102	707 649
5082	Construction and mining (except petroleum) machinery and equipment	91	350 087	40 265	8 610	1 201	71 549	126 138	119 439
5083	Farm and garden machinery and equipment	455	761 675	85 017	19 051	3 900	158 106	308 756	296 365
5084	Industrial machinery and equipment	506	1 211 820	163 817	39 295	5 185	308 882	150 759	150 086
5085	Industrial supplies	283	880 787	111 625	27 142	3 802	227 928	97 741	101 235
5087	Service establishment equipment and supplies	123	157 848	27 913	6 529	1 130	53 190	17 420	17 495
5088	Transportation equipment and supplies, except motor vehicles	23	73 156	8 031	1 938	220	16 770	18 288	23 029
509	Miscellaneous durable goods	522	1 504 375	131 096	29 684	5 675	280 988	166 025	172 296
5091	Sporting and recreational goods and supplies	109	348 710	28 375	5 898	1 216	65 004	53 956	60 430
5092	Toys and hobby goods and supplies	38	150 211	15 463	3 714	695	31 277	34 816	33 405
5093	Scrap and waste materials	204	488 733	59 390	13 606	2 553	126 902	35 015	35 894
5094	Jewelry, watches, precious stones, and precious metals	47	(D)	(D)	(D)	EE	(D)	(D)	(D)
5099	Durable goods, n.e.c.	124	(D)	(D)	(D)	FF	(D)	(D)	(D)
51	Nondurable goods	3 021	15 817 221	1 040 688	236 607	41 769	2 058 887	1 134 847	1 199 836
511	Paper and paper products	294	1 105 769	103 680	24 841	3 816	179 137	76 649	76 685
5111	Printing and writing paper	37	563 725	32 634	7 928	854	53 811	34 795	34 044
5112	Stationery and office supplies	173	244 125	39 572	9 546	1 928	69 020	18 352	18 996
5113	Industrial and personal service paper	84	297 919	31 474	7 367	1 034	56 306	23 502	23 645
512	Drugs, drug proprietaries, and druggists' sundries	57	(D)	(D)	(D)	GG	(D)	(D)	(D)
5122	Drugs, drug proprietaries, and druggists' sundries	57	(D)	(D)	(D)	GG	(D)	(D)	(D)
513	Apparel, piece goods, and notions	107	184 502	18 181	3 982	924	38 755	22 905	26 448
5131	Piece goods, notions, and other dry goods	27	(D)	(D)	(D)	CC	(D)	(D)	(D)
5136	Men's and boys' clothing and furnishings	41	109 969	8 505	2 126	361	19 242	11 188	12 707
5137	Women's, children's, and infants' clothing and accessories	27	(D)	(D)	(D)	EE	(D)	(D)	(D)
5139	Footwear	12	26 559	2 248	526	100	5 833	6 575	7 557
514	Groceries and related products	597	7 001 642	398 075	92 217	15 019	726 696	445 910	458 438
5141	Groceries, general line	57	(D)	(D)	(D)	II	(D)	(D)	(D)
5142	Packaged frozen foods	53	933 231	57 890	13 400	2 068	109 814	44 698	52 241
5143	Dairy products, except dried or canned	141	662 196	29 492	6 194	1 378	64 893	31 053	34 509
5144	Poultry and poultry products	18	168 774	6 380	1 687	333	17 712	4 721	4 689
5145	Confectionery	29	78 222	5 372	1 251	245	10 808	6 212	5 422
5146	Fish and seafoods	22	(D)	(D)	(D)	CC	(D)	(D)	(D)
5147	Meats and meat products	72	427 159	26 428	5 785	1 120	50 890	12 529	11 273
5148	Fresh fruits and vegetables	63	293 450	26 355	6 060	1 245	54 907	7 094	6 843
5149	Groceries and related products, n.e.c.	142	(D)	(D)	(D)	HH	(D)	(D)	(D)
515	Farm-product raw materials	160	1 030 808	26 197	5 921	1 390	75 503	45 649	57 520
5153	Grain and field beans	81	635 005	18 683	4 089	793	54 863	38 671	34 041
5154	Livestock	57	(D)	(D)	(D)	EE	(D)	(D)	(D)
5159	Farm-product raw materials, n.e.c.	22	(D)	(D)	(D)	CC	(D)	(D)	(D)
516	Chemicals and allied products	182	497 126	59 386	13 105	1 906	114 732	44 135	46 874
5162	Plastics materials and basic forms and shapes	47	201 310	26 721	5 910	897	53 747	23 888	25 828
5169	Chemicals and allied products, n.e.c.	135	295 816	32 665	7 195	1 009	60 985	20 247	21 046
517	Petroleum and petroleum products	357	1 505 070	63 328	14 904	3 225	158 985	53 786	55 042
5171	Petroleum bulk stations and terminals	304	1 396 317	57 513	13 427	2 909	145 804	49 659	51 227
5172	Petroleum and petroleum products wholesalers, except bulk stations and terminals	53	108 753	5 815	1 477	316	13 181	4 127	3 815
518	Beer, wine, and distilled alcoholic beverages	148	(D)	(D)	(D)	HH	(D)	(D)	(D)
5181	Beer and ale	117	(D)	(D)	(D)	GG	(D)	(D)	(D)
5182	Wine and distilled alcoholic beverages	31	(D)	(D)	(D)	GG	(D)	(D)	(D)
519	Miscellaneous nondurable goods	1 119	(D)	(D)	(D)	JJ	(D)	(D)	(D)
5191	Farm supplies	696	1 471 483	133 557	28 060	6 043	304 245	180 626	188 369
5192	Books, periodicals, and newspapers	63	169 802	26 206	5 904	959	51 900	12 322	13 528
5193	Flowers, nursery stock, and florists' supplies	50	(D)	(D)	(D)	FF	(D)	(D)	(D)
5194	Tobacco and tobacco products	30	656 525	22 694	5 428	1 059	42 936	46 097	55 800
5198	Paints, varnishes, and supplies	46	50 650	7 242	1 726	448	14 356	6 752	6 127
5199	Nondurable goods, n.e.c.	234	(D)	(D)	(D)	GG	(D)	(D)	(D)
Manufacturers' sales branches and sales offices									
50	Durable goods	306	6 401 311	309 154	80 641	7 316	735 056	330 501	349 486
501	Motor vehicles and motor vehicle parts and supplies	26	1 975 217	37 934	9 425	972	177 281	56 606	61 330
502	Furniture and homefurnishings	6	(D)	(D)	(D)	BB	(D)	(D)	(D)
503	Lumber and other construction materials	32	176 491	8 181	2 042	264	19 809	12 125	13 045
504	Professional and commercial equipment and supplies	62	805 387	106 222	27 342	2 106	211 284	17 885	16 740
505	Metals and minerals, except petroleum	18	326 022	3 226	781	96	6 944	5 694	4 863
506	Electrical goods	67	1 270 658	64 740	17 853	1 449	143 362	61 297	64 162

Table 1. Summary Statistics for the State: 1992—Con.

[For meaning of abbreviations and symbols, see introductory text. For explanation of terms and comparability of 1987 and 1992 censuses, see appendix A]

SIC code	Type of operation and kind of business	Estab-lish-ments (number)	Sales (\$1,000)	Annual payroll (\$1,000)	First-quarter payroll (\$1,000)	Paid employees for pay period including March 12 (number)	Operating expenses (\$1,000)	End-of-1991 inventories (\$1,000)	End-of-1992 inventories (\$1,000)
TYPES OF OPERATION BY KIND OF BUSINESS — Con.									
Manufacturers' sales branches and sales offices—Con.									
50	Durable goods—Con.								
507	Hardware, and plumbing and heating equipment and supplies	18	146 437	13 753	3 677	368	25 461	9 072	8 536
508	Machinery, equipment, and supplies	74	1 302 199	52 995	13 336	1 408	98 503	117 472	118 745
509	Miscellaneous durable goods	3	(D)	(D)	(D)	FF	(D)	(D)	(D)
51	Nondurable goods	269	6 964 804	221 800	54 391	7 540	524 295	149 687	145 088
511	Paper and paper products	40	651 555	16 465	4 282	491	44 816	3 862	3 745
512	Drugs, drug proprietaries, and druggists' sundries	3	(D)	(D)	(D)	BB	(D)	(D)	(D)
513	Apparel, piece goods, and notions	1	(D)	(D)	(D)	BB	(D)	(D)	(D)
514	Groceries and related products	91	3 919 344	141 595	34 003	5 104	338 993	61 002	58 527
515	Farm-product raw materials	—	—	—	—	—	—	—	—
516	Chemicals and allied products	44	418 622	31 229	7 986	977	66 363	11 576	14 204
517	Petroleum and petroleum products	42	1 079 926	6 804	1 625	196	18 505	60 961	55 573
518	Beer, wine, and distilled alcoholic beverages	6	(D)	(D)	(D)	CC	(D)	(D)	(D)
519	Miscellaneous nondurable goods	42	(D)	(D)	(D)	EE	(D)	(D)	(D)
	Agents, brokers, and commission merchants	789	5 042 743	135 260	29 154	4 289	244 986	7 293	6 918
50	Durable goods	564	2 379 064	85 282	18 412	2 514	156 023	6 173	5 783
501	Motor vehicles and motor vehicle parts and supplies	28	403 907	6 397	1 544	578	12 902	187	187
502	Furniture and homefurnishings	29	(D)	(D)	(D)	BB	(D)	(D)	(D)
503	Lumber and other construction materials	33	89 541	3 489	762	81	6 012	605	575
504	Professional and commercial equipment and supplies	40	170 202	9 136	1 948	192	17 297	332	373
505	Metals and minerals, except petroleum	47	243 404	6 507	1 536	129	10 977	9	16
506	Electrical goods	106	433 391	16 459	3 682	402	29 012	424	493
507	Hardware, and plumbing and heating equipment and supplies	56	199 370	10 271	2 240	221	17 061	856	810
508	Machinery, equipment, and supplies	174	575 997	24 883	5 228	656	46 868	2 620	2 454
509	Miscellaneous durable goods	51	(D)	(D)	(D)	CC	(D)	(D)	(D)
51	Nondurable goods	225	2 663 679	49 978	10 742	1 775	88 963	1 120	1 135
511	Paper and paper products	18	47 022	1 232	287	37	2 712	19	19
512	Drugs, drug proprietaries, and druggists' sundries	1	(D)	(D)	(D)	AA	(D)	(D)	(D)
513	Apparel, piece goods, and notions	22	(D)	(D)	(D)	BB	(D)	(D)	(D)
514	Groceries and related products	74	1 795 927	36 048	7 524	1 125	61 152	392	368
515	Farm-product raw materials	31	478 727	3 330	809	341	7 765	—	—
516	Chemicals and allied products	21	113 825	3 638	715	71	5 987	316	132
517	Petroleum and petroleum products	6	7 144	357	95	17	632	18	14
518	Beer, wine, and distilled alcoholic beverages	1	(D)	(D)	(D)	AA	(D)	(D)	(D)
519	Miscellaneous nondurable goods	51	116 634	3 115	923	128	6 274	375	602

Table 2. Selected Ratios for the State: 1992—Con.

[For meaning of abbreviations and symbols, see introductory text. For explanation of terms and comparability of 1987 and 1992 censuses, see appendix A]

SIC code	Type of operation and kind of business	Sales		Annual payroll		Employees per establishment ¹ (number)	Operating expenses as percent of sales	End-of-1992 inventories as percent of sales
		Per establishment (dollars)	Per employee ¹ (dollars)	Per employee ¹ (dollars)	As percent of operating expenses			
Wholesale trade—Con.								
51	Nondurable goods—Con.							
517	Petroleum and petroleum products	6 400 346	753 967	20 503	39.6	8	6.9	4.3
5171	Petroleum bulk stations and terminals	6 677 628	747 269	20 572	39.5	9	7.0	4.6
5172	Petroleum and petroleum products wholesalers, except bulk stations and terminals	4 836 656	810 538	19 920	40.0	6	6.1	1.5
518	Beer, wine, and distilled alcoholic beverages	10 958 110	478 049	31 134	53.2	23	12.2	5.1
5181	Beer and ale	10 707 884	541 435	32 776	51.9	20	11.7	2.5
5182	Wine and distilled alcoholic beverages	11 848 618	347 287	27 747	56.7	34	14.1	13.8
519	Miscellaneous nondurable goods	2 435 535	258 347	21 960	46.8	9	18.2	10.4
5191	Farm supplies	2 192 800	253 206	22 260	44.1	9	19.9	12.4
5192	Books, periodicals, and newspapers	2 912 371	181 537	26 377	50.2	16	29.0	7.9
5193	Flowers, nursery stock, and florists' supplies	1 474 538	111 936	19 444	54.9	13	31.6	11.3
5194	Tobacco and tobacco products	21 884 167	619 948	21 430	52.9	35	6.5	8.5
5198	Paints, varnishes, and supplies	1 271 403	157 558	17 616	46.3	8	24.2	10.0
5199	Nondurable goods, n.e.c.	1 301 861	198 997	20 834	48.9	7	21.4	6.0
	Merchant wholesalers	3 639 989	296 402	25 959	51.9	12	16.9	10.9
50	Durable goods	2 675 441	235 798	26 728	52.9	11	21.4	14.8
501	Motor vehicles and motor vehicle parts and supplies	1 797 804	179 590	21 719	54.4	10	22.2	16.8
5012	Automobiles and other motor vehicles	5 106 636	304 593	25 153	56.6	17	14.6	14.1
5013	Motor vehicle supplies and new parts	(D)	(D)	(D)	(D)	(D)	(D)	(D)
5014	Tires and tubes	(D)	(D)	(D)	(D)	(D)	(D)	(D)
5015	Motor vehicle parts, used	464 445	72 130	17 158	53.6	6	44.4	15.3
502	Furniture and home furnishings	2 555 994	214 331	27 059	51.5	12	24.5	8.1
5021	Furniture	3 002 630	220 072	28 297	53.9	14	23.8	6.3
5023	Home furnishings	2 185 489	208 142	25 724	48.9	11	25.3	10.1
503	Lumber and other construction materials	4 244 774	287 915	29 496	53.0	15	19.3	10.2
5031	Lumber, plywood, millwork, and wood panels	5 266 428	350 418	29 793	54.7	15	15.5	10.7
5032	Brick, stone, and related construction materials	1 736 087	196 700	37 401	54.9	9	34.6	9.4
5033	Roofing, siding, and insulation materials	5 388 118	290 480	25 245	51.9	19	16.7	10.0
5039	Construction materials, n.e.c.	2 772 860	179 810	29 720	49.5	15	33.4	8.7
504	Professional and commercial equipment and supplies	2 700 279	213 447	27 563	55.7	13	23.2	10.0
5043	Photographic equipment and supplies	1 800 857	195 442	22 574	49.3	9	23.4	14.0
5044	Office equipment	1 568 133	122 766	25 515	60.3	13	34.5	11.7
5045	Computers and computer peripheral equipment and software	2 808 300	242 761	30 286	58.8	12	21.2	9.3
5046	Commercial equipment, n.e.c.	(D)	(D)	(D)	(D)	(D)	(D)	(D)
5047	Medical, dental, and hospital equipment and supplies	4 198 800	325 294	31 249	51.2	13	18.8	9.6
5048	Ophthalmic goods	(D)	(D)	(D)	(D)	(D)	(D)	(D)
5049	Professional equipment and supplies, n.e.c.	(D)	(D)	(D)	(D)	(D)	(D)	(D)
505	Metals and minerals, except petroleum	4 741 205	350 077	29 507	47.4	14	17.8	15.5
5051	Metals service centers and offices	(D)	(D)	(D)	(D)	(D)	(D)	(D)
5052	Coal and other minerals and ores	(D)	(D)	(D)	(D)	(D)	(D)	(D)
506	Electrical goods	3 452 406	295 089	29 302	55.8	12	17.8	12.9
5063	Electrical apparatus and equipment, wiring supplies, and construction materials	4 141 368	326 811	31 055	56.2	13	16.9	14.0
5064	Electrical appliances, television and radio sets	5 655 724	471 310	27 000	50.2	12	11.4	12.6
5065	Electronic parts and equipment, n.e.c.	1 989 469	196 128	26 417	56.3	10	23.9	9.7
507	Hardware, and plumbing and heating equipment and supplies	3 179 861	250 886	28 089	54.5	13	20.5	16.0
5072	Hardware	3 875 811	257 089	25 369	51.0	15	19.4	16.0
5074	Plumbing and heating equipment and supplies (hydronics)	3 131 866	228 454	28 174	57.4	14	21.5	16.7
5075	Warm air heating and air-conditioning equipment and supplies	(D)	(D)	(D)	(D)	(D)	(D)	(D)
5078	Refrigeration equipment and supplies	(D)	(D)	(D)	(D)	(D)	(D)	(D)
508	Machinery, equipment, and supplies	2 319 631	222 527	28 285	52.2	10	24.3	20.6
5082	Construction and mining (except petroleum) machinery and equipment	3 847 110	291 496	33 526	56.3	13	20.4	34.1
5083	Farm and garden machinery and equipment	1 674 011	195 301	21 799	53.8	9	20.8	38.9
5084	Industrial machinery and equipment	2 394 901	233 716	31 594	53.0	10	25.5	12.4
5085	Industrial supplies	3 112 322	231 664	29 360	49.0	13	25.9	11.5
5087	Service establishment equipment and supplies	1 283 317	139 688	24 702	52.5	9	33.7	11.1
5088	Transportation equipment and supplies, except motor vehicles	3 180 696	332 527	36 505	47.9	10	22.9	31.5
509	Miscellaneous durable goods	2 881 944	265 088	23 101	46.7	11	18.7	11.5
5091	Sporting and recreational goods and supplies	3 199 174	286 768	23 335	43.7	11	18.6	17.3
5092	Toys and hobby goods and supplies	3 952 921	216 131	22 249	49.4	18	20.8	22.2
5093	Scrap and waste materials	2 395 750	191 435	23 263	46.8	13	26.0	7.3
5094	Jewelry, watches, precious stones, and precious metals	(D)	(D)	(D)	(D)	(D)	(D)	(D)
5099	Durable goods, n.e.c.	(D)	(D)	(D)	(D)	(D)	(D)	(D)
51	Nondurable goods	5 235 757	378 683	24 915	50.5	14	13.0	7.6
511	Paper and paper products	3 761 119	289 772	27 170	57.9	13	16.2	6.9
5111	Printing and writing paper	15 235 811	660 100	38 213	60.6	23	9.5	6.0
5112	Stationery and office supplies	1 411 127	126 621	20 525	57.3	11	28.3	7.8
5113	Industrial and personal service paper	3 546 655	288 123	30 439	55.9	12	18.9	7.9
512	Drugs, drug proprietaries, and druggists' sundries	(D)	(D)	(D)	(D)	(D)	(D)	(D)
5122	Drugs, drug proprietaries, and druggists' sundries	(D)	(D)	(D)	(D)	(D)	(D)	(D)
513	Apparel, piece goods, and notions	1 724 318	199 677	19 676	46.9	9	21.0	14.3
5131	Piece goods, notions, and other dry goods	(D)	(D)	(D)	(D)	(D)	(D)	(D)
5136	Men's and boys' clothing and furnishings	2 682 171	304 623	23 560	44.2	9	17.5	11.6
5137	Women's, children's, and infants' clothing and accessories	(D)	(D)	(D)	(D)	(D)	(D)	(D)
5139	Footwear	2 213 250	265 590	22 480	38.5	8	22.0	28.5

See footnotes at end of table.

Table 2. Selected Ratios for the State: 1992—Con.

[For meaning of abbreviations and symbols, see introductory text. For explanation of terms and comparability of 1987 and 1992 censuses, see appendix A]

SIC code	Type of operation and kind of business	Sales		Annual payroll		Employees per establishment ¹ (number)	Operating expenses as percent of sales	End-of-1992 inventories as percent of sales
		Per establishment (dollars)	Per employee ¹ (dollars)	Per employee ¹ (dollars)	As percent of operating expenses			
Merchant wholesalers—Con.								
51	Nondurable goods—Con.							
514	Groceries and related products	11 728 044	466 186	26 505	54.8	25	10.4	6.5
5141	Groceries, general line	(D)	(D)	(D)	(D)	(D)	(D)	(D)
5142	Packaged frozen foods	17 608 132	451 272	27 993	52.7	39	11.8	5.6
5143	Dairy products, except dried or canned	4 696 426	480 549	21 402	45.4	10	9.8	5.2
5144	Poultry and poultry products	9 376 333	506 829	19 159	36.0	19	10.5	2.8
5145	Confectionery	2 697 310	319 273	21 927	49.7	8	13.8	6.9
5146	Fish and seafoods	(D)	(D)	(D)	(D)	(D)	(D)	(D)
5147	Meats and meat products	5 932 764	381 392	23 596	51.9	16	11.9	2.6
5148	Fresh fruits and vegetables	4 657 937	235 703	21 169	48.0	20	18.7	2.3
5149	Groceries and related products, n.e.c.	(D)	(D)	(D)	(D)	(D)	(D)	(D)
515	Farm-product raw materials	6 442 550	741 588	18 847	34.7	9	7.3	5.6
5153	Grain and field beans	7 839 568	800 763	23 560	34.1	10	8.6	5.4
5154	Livestock	(D)	(D)	(D)	(D)	(D)	(D)	(D)
5159	Farm-product raw materials, n.e.c.	(D)	(D)	(D)	(D)	(D)	(D)	(D)
516	Chemicals and allied products	2 731 462	260 822	31 157	51.8	10	23.1	9.4
5162	Plastics materials and basic forms and shapes	4 283 191	224 426	29 789	49.7	19	26.7	12.8
5169	Chemicals and allied products, n.e.c.	2 191 230	293 177	32 374	53.6	7	20.6	7.1
517	Petroleum and petroleum products	4 215 882	466 688	19 637	39.8	9	10.6	3.7
5171	Petroleum bulk stations and terminals	4 593 148	479 999	19 771	39.4	10	10.4	3.7
5172	Petroleum and petroleum products wholesalers, except bulk stations and terminals	2 051 943	344 155	18 402	44.1	6	12.1	3.5
518	Beer, wine, and distilled alcoholic beverages	(D)	(D)	(D)	(D)	(D)	(D)	(D)
5181	Beer and ale	(D)	(D)	(D)	(D)	(D)	(D)	(D)
5182	Wine and distilled alcoholic beverages	(D)	(D)	(D)	(D)	(D)	(D)	(D)
519	Miscellaneous nondurable goods	(D)	(D)	(D)	(D)	(D)	(D)	(D)
5191	Farm supplies	2 114 200	243 502	22 101	43.9	9	20.7	12.8
5192	Books, periodicals, and newspapers	2 695 270	177 062	27 326	50.5	15	30.6	8.0
5193	Flowers, nursery stock, and florists' supplies	(D)	(D)	(D)	(D)	(D)	(D)	(D)
5194	Tobacco and tobacco products	21 884 167	619 948	21 430	52.9	35	6.5	8.5
5198	Paints, varnishes, and supplies	1 101 087	113 058	16 165	50.4	10	28.3	12.1
5199	Nondurable goods, n.e.c.	(D)	(D)	(D)	(D)	(D)	(D)	(D)
Manufacturers' sales branches and sales offices		23 245 417	899 712	35 740	42.2	26	9.4	3.7
50	Durable goods	20 919 317	874 974	42 257	42.1	24	11.5	5.5
501	Motor vehicles and motor vehicle parts and supplies	75 969 885	2 032 116	39 027	21.4	37	9.0	3.1
502	Furniture and home furnishings	(D)	(D)	(D)	(D)	(D)	(D)	(D)
503	Lumber and other construction materials	5 515 344	668 527	30 989	41.3	8	11.2	7.4
504	Professional and commercial equipment and supplies	12 990 113	382 425	50 438	50.3	34	26.2	2.1
505	Metals and minerals, except petroleum	18 112 333	3 396 063	33 604	46.5	5	2.1	1.5
506	Electrical goods	18 965 045	876 921	44 679	45.2	22	11.3	5.0
507	Hardware, and plumbing and heating equipment and supplies	8 135 389	397 927	37 372	54.0	20	17.4	5.8
508	Machinery, equipment, and supplies	17 597 284	924 857	37 638	53.8	19	7.6	9.1
509	Miscellaneous durable goods	(D)	(D)	(D)	(D)	(D)	(D)	(D)
51	Nondurable goods	25 891 465	923 714	29 416	42.3	28	7.5	2.1
511	Paper and paper products	16 288 875	1 326 996	33 534	36.7	12	6.9	.6
512	Drugs, drug proprietaries, and druggists' sundries	(D)	(D)	(D)	(D)	(D)	(D)	(D)
513	Apparel, piece goods, and notions	(D)	(D)	(D)	(D)	(D)	(D)	(D)
514	Groceries and related products	43 069 714	767 897	27 742	41.8	56	8.6	1.5
515	Farm-product raw materials	-	-	-	-	-	-	-
516	Chemicals and allied products	9 514 136	428 477	31 964	47.1	22	15.9	3.4
517	Petroleum and petroleum products	25 712 524	5 509 827	34 714	36.8	5	1.7	5.1
518	Beer, wine, and distilled alcoholic beverages	(D)	(D)	(D)	(D)	(D)	(D)	(D)
519	Miscellaneous nondurable goods	(D)	(D)	(D)	(D)	(D)	(D)	(D)
Agents, brokers, and commission merchants		6 391 309	1 175 739	31 536	55.2	5	4.9	.1
50	Durable goods	4 218 199	946 326	33 923	54.7	4	6.6	.2
501	Motor vehicles and motor vehicle parts and supplies	14 425 250	698 801	11 067	49.6	21	3.2	-
502	Furniture and home furnishings	(D)	(D)	(D)	(D)	(D)	(D)	(D)
503	Lumber and other construction materials	2 713 364	1 105 444	43 074	58.0	2	6.7	.6
504	Professional and commercial equipment and supplies	4 255 050	886 469	47 583	52.8	5	10.2	.2
505	Metals and minerals, except petroleum	5 178 809	1 886 853	50 442	59.3	3	4.5	-
506	Electrical goods	4 088 594	1 078 087	40 943	56.7	4	6.7	.1
507	Hardware, and plumbing and heating equipment and supplies	3 560 179	902 127	46 475	60.2	4	8.6	.4
508	Machinery, equipment, and supplies	3 310 328	878 044	37 931	53.1	4	8.1	.4
509	Miscellaneous durable goods	(D)	(D)	(D)	(D)	(D)	(D)	(D)
51	Nondurable goods	11 838 573	1 500 664	28 157	56.2	8	3.3	-
511	Paper and paper products	2 612 333	1 270 865	33 297	45.4	2	5.8	-
512	Drugs, drug proprietaries, and druggists' sundries	(D)	(D)	(D)	(D)	(D)	(D)	(D)
513	Apparel, piece goods, and notions	(D)	(D)	(D)	(D)	(D)	(D)	(D)
514	Groceries and related products	24 269 284	1 596 380	32 043	58.9	15	3.4	-
515	Farm-product raw materials	15 442 806	1 403 891	9 765	42.9	11	1.6	-
516	Chemicals and allied products	5 420 238	1 603 169	51 239	60.8	3	5.3	.1
517	Petroleum and petroleum products	1 190 667	420 235	21 000	56.5	3	8.8	.2
518	Beer, wine, and distilled alcoholic beverages	(D)	(D)	(D)	(D)	(D)	(D)	(D)
519	Miscellaneous nondurable goods	2 286 941	911 203	24 336	49.6	3	5.4	.5

¹Based on number of employees for pay period including March 12.

Table 3. Comparative Statistics for the State: 1992 and 1987—Con.

[For meaning of abbreviations and symbols, see introductory text. For explanation of terms and comparability of 1987 and 1992 censuses, see appendix A]

SIC code	Type of operation and kind of business	Establishments		Sales			Annual payroll			Paid employees for pay period including March 12	
		1992 (number)	1987 (number)	1992 (\$1,000)	1987 (\$1,000)	Percent change 1987 to 1992	1992 (\$1,000)	1987 (\$1,000)	Percent change 1987 to 1992	1992 (number)	1987 (number)
Merchant wholesalers—Con.											
51	Nondurable goods	3 021	2 934	15 817 221	13 014 713	21.5	1 040 688	729 998	42.6	41 769	37 466
511	Paper and paper products	294	212	1 105 769	648 245	70.6	103 680	63 188	64.1	3 816	2 781
5111	Printing and writing paper	37	29	563 725	(D)	(D)	32 634	(D)	(D)	854	EE
5112	Stationery and office supplies	173	119	244 125	(D)	(D)	39 572	(D)	(D)	1 928	GG
5113	Industrial and personal service paper	84	64	297 919	282 458	5.5	31 474	25 206	24.9	1 034	983
512	Drugs, drug proprietaries, and druggists' sundries	57	42	(D)	(D)	(D)	(D)	(D)	(D)	GG	FF
5122	Drugs, drug proprietaries, and druggists' sundries	57	42	(D)	(D)	(D)	(D)	(D)	(D)	GG	FF
513	Apparel, piece goods, and notions	107	86	184 502	125 229	47.3	18 181	14 048	29.4	924	834
5131	Piece goods, notions, and other dry goods	27	26	(D)	(D)	(D)	(D)	(D)	(D)	CC	CC
5136	Men's and boys' clothing and furnishings	41	25	109 969	(D)	(D)	8 505	(D)	(D)	361	EE
5137	Women's, children's, and infants' clothing and accessories	27	24	(D)	(D)	(D)	(D)	(D)	(D)	EE	CC
5139	Footwear	12	11	26 559	20 182	31.6	2 248	1 768	(D)	100	98
514	Groceries and related products	597	603	7 001 642	5 646 114	24.0	398 075	274 441	45.0	15 019	13 287
5141	Groceries, general line	57	70	(D)	2 976 872	(D)	(D)	116 215	(D)	II	5 115
5142	Packaged frozen foods	53	45	933 231	386 876	141.2	57 890	26 500	118.5	2 068	1 170
5143	Dairy products, except dried or canned	141	132	662 196	684 308	-3.2	29 492	21 598	36.5	1 378	1 267
5144	Poultry and poultry products	18	24	168 774	(D)	(D)	6 380	(D)	(D)	333	EE
5145	Confectionery	29	34	78 222	39 324	98.9	5 372	4 030	33.3	245	227
5146	Fish and seafoods	22	18	(D)	(D)	(D)	(D)	(D)	(D)	CC	CC
5147	Meats and meat products	72	82	427 159	653 144	-34.6	26 428	30 666	-13.8	1 120	1 563
5148	Fresh fruits and vegetables	63	54	293 450	191 365	53.3	26 355	14 105	86.8	1 245	820
5149	Groceries and related products, n.e.c.	142	144	(D)	574 685	(D)	(D)	52 874	(D)	HH	2 547
515	Farm-product raw materials	160	150	1 030 808	944 129	9.2	26 197	19 601	33.7	1 390	1 379
5153	Grain and field beans	81	61	635 005	(D)	(D)	18 683	(D)	(D)	793	FF
5154	Livestock	57	68	(D)	410 562	(D)	(D)	7 145	(D)	EE	722
5159	Farm-product raw materials, n.e.c.	22	21	(D)	(D)	(D)	(D)	(D)	(D)	CC	CC
516	Chemicals and allied products	182	165	497 126	381 824	30.2	59 386	39 258	51.3	1 906	1 634
5162	Plastics materials and basic forms and shapes	47	43	201 310	153 044	31.5	26 721	16 242	64.5	897	768
5169	Chemicals and allied products, n.e.c.	135	122	295 816	228 780	29.3	32 665	23 016	41.9	1 009	866
517	Petroleum and petroleum products	357	405	1 505 070	1 756 092	-14.3	63 328	59 429	6.6	3 225	3 732
5171	Petroleum bulk stations and terminals	304	337	1 396 317	(D)	(D)	57 513	(D)	(D)	2 909	HH
5172	Petroleum and petroleum products wholesalers, except bulk stations and terminals	53	68	108 753	(D)	(D)	5 815	(D)	(D)	316	FF
518	Beer, wine, and distilled alcoholic beverages	148	174	(D)	(D)	(D)	(D)	(D)	(D)	HH	HH
5181	Beer and ale	117	135	(D)	(D)	(D)	(D)	(D)	(D)	GG	GG
5182	Wine and distilled alcoholic beverages	31	39	(D)	(D)	(D)	(D)	(D)	(D)	GG	GG
519	Miscellaneous nondurable goods	1 119	1 097	(D)	2 203 177	(D)	(D)	162 174	(D)	JJ	9 507
5191	Farm supplies	696	736	1 471 483	1 149 708	28.0	133 557	95 219	40.3	6 043	5 801
5192	Books, periodicals, and newspapers	63	48	169 802	83 460	103.5	26 206	11 084	136.4	959	597
5193	Flowers, nursery stock, and florists' supplies	50	57	(D)	(D)	(D)	(D)	(D)	(D)	FF	FF
5194	Tobacco and tobacco products	30	40	656 525	59 106	(D)	22 694	(D)	(D)	1 059	FF
5198	Paints, varnishes, and supplies	46	39	50 650	59 106	-14.3	7 242	5 945	21.8	448	368
5199	Nondurable goods, n.e.c.	234	177	(D)	491 299	(D)	(D)	27 811	(D)	GG	1 406
Manufacturers' sales branches and sales offices											
50	Durable goods	306	279	6 401 311	4 369 911	46.5	309 154	193 988	59.4	7 316	5 989
501	Motor vehicles and motor vehicle parts and supplies	26	22	1 975 217	1 517 325	30.2	37 934	24 217	56.6	972	863
502	Furniture and homefurnishings	6	5	(D)	(D)	(D)	(D)	(D)	(D)	BB	BB
503	Lumber and other construction materials	32	15	176 491	96 267	83.3	8 181	3 341	144.9	264	113
504	Professional and commercial equipment and supplies	62	80	805 387	832 201	-3.2	106 222	90 118	17.9	2 106	2 634
505	Metals and minerals, except petroleum	18	11	326 022	395 053	-17.5	3 226	3 143	2.6	96	68
506	Electrical goods	67	56	1 270 658	513 519	147.4	64 740	28 047	130.8	1 449	898
507	Hardware, and plumbing and heating equipment and supplies	18	11	146 437	84 268	73.8	13 753	6 891	99.6	368	207
508	Machinery, equipment, and supplies	74	76	1 302 199	899 620	44.7	52 995	36 552	45.0	1 408	1 144
509	Miscellaneous durable goods	3	3	(D)	(D)	(D)	(D)	(D)	(D)	FF	AA
51	Nondurable goods	269	258	6 964 804	4 016 501	73.4	221 800	131 193	69.1	7 540	5 409
511	Paper and paper products	40	37	651 555	1 048 382	-37.9	16 465	18 282	-9.9	491	572
512	Drugs, drug proprietaries, and druggists' sundries	3	1	(D)	(D)	(D)	(D)	(D)	(D)	BB	AA
513	Apparel, piece goods, and notions	1	-	(D)	(D)	(X)	(D)	(D)	(X)	BB	-
514	Groceries and related products	91	104	3 919 344	1 630 202	140.4	141 595	78 357	80.7	5 104	3 480
515	Farm-product raw materials	1	-	(D)	(D)	(D)	(D)	(D)	(D)	-	-
516	Chemicals and allied products	44	25	418 622	165 549	152.9	31 229	17 638	77.1	977	709
517	Petroleum and petroleum products	42	42	1 079 926	975 952	10.7	6 804	4 820	41.2	196	167
518	Beer, wine, and distilled alcoholic beverages	6	3	(D)	(D)	(D)	(D)	(D)	(D)	CC	BB
519	Miscellaneous nondurable goods	42	46	(D)	161 206	(D)	(D)	10 705	(D)	EE	437
Agents, brokers, and commission merchants											
50	Durable goods	564	478	2 379 064	1 335 961	78.1	85 282	52 180	63.4	2 514	2 073
501	Motor vehicles and motor vehicle parts and supplies	28	17	403 907	166 291	142.9	6 397	2 592	146.8	578	289
502	Furniture and homefurnishings	29	19	(D)	(D)	(D)	(D)	(D)	(D)	BB	BB
503	Lumber and other construction materials	33	26	89 541	56 107	59.6	3 489	1 876	86.0	81	72
504	Professional and commercial equipment and supplies	40	30	170 202	82 307	106.8	9 136	6 130	49.0	192	284
505	Metals and minerals, except petroleum	47	42	243 404	175 385	38.8	6 507	4 506	44.4	129	125
506	Electrical goods	106	94	433 391	260 538	66.3	16 459	8 984	83.2	402	329

Table 3. Comparative Statistics for the State: 1992 and 1987—Con.

[For meaning of abbreviations and symbols, see introductory text. For explanation of terms and comparability of 1987 and 1992 censuses, see appendix A]

SIC code	Type of operation and kind of business	Establishments		Sales			Annual payroll			Paid employees for pay period including March 12	
		1992 (number)	1987 (number)	1992 (\$1,000)	1987 (\$1,000)	Percent change 1987 to 1992	1992 (\$1,000)	1987 (\$1,000)	Percent change 1987 to 1992	1992 (number)	1987 (number)
	Agents, brokers, and commission merchants—Con.										
50	Durable goods—Con.										
507	Hardware, and plumbing and heating equipment and supplies	56	44	199 370	125 912	58.3	10 271	7 119	44.3	221	216
508	Machinery, equipment, and supplies	174	163	575 997	297 696	93.5	24 883	15 808	57.4	656	555
509	Miscellaneous durable goods	51	43	(D)	(D)	(D)	(D)	(D)	(D)	CC	CC
51	Nondurable goods	225	209	2 663 679	1 614 362	65.0	49 978	33 119	50.9	1 775	1 569
511	Paper and paper products	18	18	47 022	45 127	4.2	1 232	1 558	-20.9	37	62
512	Drugs, drug proprietaries, and druggists' sundries	1	3	(D)	(D)	(D)	(D)	(D)	(D)	AA	AA
513	Apparel, piece goods, and notions	22	18	(D)	42 738	(D)	(D)	966	(D)	BB	53
514	Groceries and related products	74	79	1 795 927	1 123 494	59.9	36 048	23 129	55.9	1 125	1 055
515	Farm-product raw materials	31	25	478 727	222 613	115.0	3 330	2 011	65.6	341	172
516	Chemicals and allied products	21	21	113 825	69 456	63.9	3 638	1 971	84.6	71	51
517	Petroleum and petroleum products	6	6	7 144	21 424	-66.7	357	579	-38.3	17	16
518	Beer, wine, and distilled alcoholic beverages	1	3	(D)	(D)	(D)	(D)	(D)	(D)	AA	AA
519	Miscellaneous nondurable goods	51	36	116 634	73 814	58.0	3 115	2 407	29.4	128	140

Table 4. Summary Statistics for Counties and for Places With 2,500 Inhabitants or More: 1992

[For meaning of abbreviations and symbols, see introductory text. For explanation of terms and comparability of 1987 and 1992 censuses, see appendix A. For information on geographic areas followed by ▲, see appendix F]

Geographic area	Establishments (number)	Sales (\$1,000)	Annual payroll (\$1,000)	Paid employees for pay period including March 12 (number)	Merchant wholesalers			Other operating types		
					Establishments (number)	Sales (\$1,000)	Annual payroll (\$1,000)	Paid employees for pay period including March 12 (number)	Establishments (number)	Sales (\$1,000)
Wisconsin ▲	9 383	47 597 932	3 222 625	117 623	8 019	29 189 074	2 556 411	98 478	1 364	18 408 858
Adams County	6	15 293	1 704	142	5	(D)	(D)	CC	1	(D)
Ashland County	23	46 041	4 165	192	20	35 928	3 679	177	3	10 113
Ashland	17	37 871	3 252	122	14	27 758	2 766	107	3	10 113
Balance of county	6	8 170	913	70	6	8 170	913	70	—	—
Barron County	79	121 989	9 542	499	78	(D)	(D)	EE	1	(D)
Barron	9	35 088	1 880	98	9	35 088	1 880	98	—	—
Rice Lake	27	43 863	4 063	188	27	43 863	4 063	188	—	—
Balance of county	43	43 038	3 599	213	42	(D)	(D)	CC	1	(D)
Bayfield County	9	7 017	525	30	8	(D)	(D)	BB	1	(D)
Brown County	517	3 191 808	197 135	7 036	450	1 525 414	159 930	6 274	67	1 666 394
Allouez ▲	1	(D)	(D)	AA	1	(D)	(D)	AA	—	—
Ashwaubenon	93	596 772	42 449	1 568	79	377 426	38 522	1 468	14	219 346
De Pere	39	122 509	11 012	451	33	92 490	9 469	395	6	30 019
Green Bay	296	2 253 304	126 678	4 138	257	872 283	95 908	3 566	39	1 381 021
Howard	20	(D)	(D)	EE	17	(D)	(D)	EE	3	(D)
Balance of county	68	(D)	(D)	FF	63	(D)	(D)	FF	5	(D)
Buffalo County	24	39 792	3 508	215	24	39 792	3 508	215	—	—
Burnett County	12	5 147	771	56	12	5 147	771	56	—	—
Calumet County	56	127 187	16 512	813	50	101 528	14 501	746	6	25 659
Appleton (part) ▲	5	(D)	(D)	BB	3	(D)	(D)	AA	2	(D)
Brillion	8	24 868	4 841	219	7	(D)	(D)	CC	1	(D)
Chilton	21	34 185	4 018	166	21	34 185	4 018	166	—	—
Kiel (part) ▲	—	—	—	—	—	—	—	—	—	—
Menasha (part) (Calumet County) ▲	1	(D)	(D)	AA	1	(D)	(D)	AA	—	—
New Holstein	9	26 491	3 747	264	7	(D)	(D)	EE	2	(D)
Balance of county	12	(D)	(D)	CC	11	31 210	2 355	119	1	(D)
Chippewa County	79	312 321	17 373	894	68	101 088	8 483	639	11	211 233
Bloomer	11	11 348	1 303	58	11	11 348	1 303	58	—	—
Chippewa Falls	29	101 324	4 299	383	22	45 440	3 879	366	7	55 884
Eau Claire (part) ▲	5	161 897	9 764	296	2	(D)	(D)	BB	3	(D)
Balance of county	34	37 752	2 007	157	33	(D)	(D)	CC	1	(D)
Clark County	79	139 559	11 014	530	77	(D)	(D)	FF	2	(D)
Neillsville	12	15 205	1 054	85	12	15 205	1 054	85	—	—
Balance of county	67	124 354	9 960	445	65	(D)	(D)	EE	2	(D)
Columbia County	87	298 816	18 510	934	74	189 660	15 434	793	13	109 156
Columbus (part) ▲	13	(D)	(D)	CC	10	(D)	(D)	CC	3	8 456
Portage	25	86 074	5 063	261	21	42 925	4 168	190	4	43 149
Balance of county	49	(D)	(D)	EE	43	(D)	(D)	EE	6	57 551
Crawford County	29	86 265	2 952	166	29	86 265	2 952	166	—	—
Prairie du Chien	13	43 893	1 808	93	13	43 893	1 808	93	—	—
Balance of county	16	42 372	1 144	73	16	42 372	1 144	73	—	—

Table 4. Summary Statistics for Counties and for Places With 2,500 Inhabitants or More: 1992—Con.

[For meaning of abbreviations and symbols, see introductory text. For explanation of terms and comparability of 1987 and 1992 censuses, see appendix A. For information on geographic areas followed by ▲, see appendix F]

Geographic area	Estab- lish- ments (number)	Sales (\$1,000)	Annual payroll (\$1,000)	Paid employees for pay period including March 12 (number)	Merchant wholesalers			Other operating types			
					Estab- lish- ments (number)	Sales (\$1,000)	Annual payroll (\$1,000)	Paid employees for pay period including March 12 (number)	Estab- lish- ments (number)	Sales (\$1,000)	
Wisconsin ▲—Con.											
Dane County	740	3 590 583	298 129	10 442	640	2 782 546	240 141	8 767	100	808 037	
De Forest	14	55 401	5 511	212	13	(D)	(D)	CC	1	(D)	
Fitchburg	—	—	—	—	—	—	—	—	—	—	
McFarland	14	174 357	2 397	73	8	24 030	1 560	52	6	150 327	
Madison	376	1 763 678	156 430	5 549	330	1 500 867	135 459	4 874	46	262 811	
Middleton	51	475 048	29 359	788	45	(D)	(D)	FF	6	(D)	
Monona	34	109 913	12 221	412	29	98 846	11 486	390	5	11 067	
Mount Horeb	12	27 038	2 620	141	12	27 038	2 620	141	—	—	
Oregon	9	25 870	1 565	49	6	6 180	1 031	35	3	19 690	
Stoughton	12	24 970	1 168	86	11	(D)	(D)	BB	1	(D)	
Sun Prairie	30	125 456	9 756	323	25	(D)	(D)	EE	5	(D)	
Verona	15	87 212	4 673	169	13	(D)	(D)	BB	2	(D)	
Waunakee	13	44 129	4 665	162	13	44 129	4 665	162	—	—	
Balance of county	160	677 511	67 764	2 478	135	575 888	47 010	1 924	25	101 623	
Dodge County	123	298 252	20 254	1 066	107	196 994	15 630	896	16	101 258	
Beaver Dam	28	47 383	3 713	271	25	41 840	3 294	247	3	5 543	
Columbus (part) ▲	3	(D)	(D)	AA	3	(D)	(D)	AA	—	—	
Hartford (part) ▲	1	(D)	(D)	AA	1	(D)	(D)	AA	—	—	
Horicon	8	10 712	1 392	50	8	10 712	1 392	50	—	—	
Mayville	7	27 348	2 128	123	6	(D)	(D)	CC	1	(D)	
Watertown (part) ▲	5	13 003	1 888	65	3	(D)	(D)	AA	2	(D)	
Waupun (part) ▲	15	42 416	2 844	114	12	23 256	2 436	102	3	19 160	
Balance of county	56	(D)	(D)	EE	49	90 482	6 018	348	7	(D)	
Door County	44	53 167	3 796	214	39	37 901	3 748	210	5	15 266	
Sturgeon Bay	18	35 488	2 221	131	14	(D)	(D)	CC	4	(D)	
Balance of county	26	17 679	1 575	83	25	(D)	(D)	BB	1	(D)	
Douglas County	60	755 422	25 420	1 030	54	605 453	24 482	1 001	6	149 969	
Superior	48	742 709	24 706	990	43	(D)	(D)	FF	5	(D)	
Balance of county	12	12 713	714	40	11	(D)	(D)	BB	1	(D)	
Dunn County	48	110 695	10 634	504	48	110 695	10 634	504	—	—	
Menomonie	20	64 793	6 280	270	20	64 793	6 280	270	—	—	
Balance of county	28	45 902	4 354	234	28	45 902	4 354	234	—	—	
Eau Claire County	165	489 042	45 221	1 838	149	372 976	39 949	1 632	16	116 066	
Altoona	15	17 810	2 374	95	13	(D)	(D)	BB	2	(D)	
Eau Claire (part) ▲	104	412 738	35 803	1 447	92	(D)	(D)	GG	12	(D)	
Balance of county	46	58 494	7 044	296	44	(D)	(D)	EE	2	(D)	
Florence County	6	5 271	548	25	4	(D)	(D)	BB	2	(D)	
Fond du Lac County	169	775 712	50 033	1 900	159	386 787	32 646	1 433	10	388 925	
Fond du Lac	90	641 027	41 316	1 418	84	(D)	(D)	FF	6	(D)	
Kewaskum (part) ▲	—	—	—	—	—	—	—	—	—	—	
North Fond du Lac	1	(D)	(D)	AA	1	(D)	(D)	AA	—	—	
Ripon	20	66 485	2 826	151	19	(D)	(D)	CC	1	(D)	
Waupun (part) ▲	4	4 794	518	25	4	4 794	518	25	—	—	
Balance of county	54	(D)	(D)	EE	51	(D)	(D)	EE	3	3 178	
Forest County	8	10 632	1 187	61	8	10 632	1 187	61	—	—	
Grant County	111	229 237	13 421	756	105	194 605	12 716	686	6	34 632	
Boscobel	6	2 847	390	34	6	2 847	390	34	—	—	
Lancaster	12	14 389	1 193	77	11	(D)	(D)	BB	1	(D)	
Platteville	19	26 145	1 989	107	18	(D)	(D)	CC	1	(D)	
Balance of county	74	185 856	9 849	538	70	(D)	(D)	EE	4	(D)	
Green County	85	335 806	16 027	765	81	(D)	(D)	FF	4	(D)	
Brodhead	10	11 416	764	38	10	11 416	764	38	—	—	
Monroe	46	245 600	10 175	462	43	(D)	(D)	EE	3	(D)	
Balance of county	29	78 790	5 088	265	28	(D)	(D)	EE	1	(D)	
Green Lake County	32	42 783	3 521	176	28	39 234	3 236	163	4	3 549	
Berlin (part) ▲	7	(D)	(D)	BB	7	(D)	(D)	BB	—	—	
Balance of county	25	(D)	(D)	CC	21	(D)	(D)	BB	4	3 549	
Iowa County	50	117 570	8 784	358	49	(D)	(D)	EE	1	(D)	
Dodgeville	16	67 281	4 231	177	16	67 281	4 231	177	—	—	
Balance of county	34	50 289	4 553	181	33	(D)	(D)	CC	1	(D)	
Iron County	9	8 640	1 162	43	8	(D)	(D)	BB	1	(D)	
Jackson County	23	27 640	3 066	173	23	27 640	3 066	173	—	—	
Black River Falls	10	16 785	1 890	103	10	16 785	1 890	103	—	—	
Balance of county	13	10 855	1 176	70	13	10 855	1 176	70	—	—	
Jefferson County	111	438 371	36 691	1 700	93	235 561	27 882	1 351	18	202 810	
Fort Atkinson	17	158 619	14 550	696	13	124 557	14 113	677	4	34 062	
Jefferson	12	(D)	(D)	BB	10	(D)	(D)	BB	2	(D)	
Lake Mills	11	79 452	4 983	234	10	(D)	(D)	BB	1	(D)	
Waterloo	7	6 137	921	39	7	6 137	921	39	—	—	
Watertown (part) ▲	36	90 708	10 247	395	29	(D)	(D)	EE	7	(D)	
Whitewater (part) ▲	1	(D)	(D)	AA	1	(D)	(D)	AA	—	—	
Balance of county	27	(D)	(D)	CC	23	(D)	(D)	CC	4	(D)	
Juneau County	35	166 521	10 573	409	33	(D)	(D)	EE	2	(D)	
Mauston	13	29 355	2 187	106	12	(D)	(D)	CC	1	(D)	
Balance of county	22	137 166	8 386	303	21	(D)	(D)	EE	1	(D)	

Table 4. Summary Statistics for Counties and for Places With 2,500 Inhabitants or More: 1992—Con.

[For meaning of abbreviations and symbols, see introductory text. For explanation of terms and comparability of 1987 and 1992 censuses, see appendix A. For information on geographic areas followed by ▲, see appendix F]

Geographic area	Estab- lish- ments (number)	Sales (\$1,000)	Annual payroll (\$1,000)	Paid employees for pay period including March 12 (number)	Merchant wholesalers			Other operating types		
					Estab- lish- ments (number)	Sales (\$1,000)	Annual payroll (\$1,000)	Paid employees for pay period including March 12 (number)	Estab- lish- ments (number)	Sales (\$1,000)
Wisconsin ▲—Con.										
Kenosha County	137	1 350 666	63 706	2 407	115	1 067 253	54 043	2 043	22	283 413
Kenosha	83	334 413	25 599	1 059	71	150 123	17 543	761	12	184 290
Paddock Lake	—	—	—	—	—	—	—	—	—	—
Pleasant Prairie ▲	2	(D)	(D)	FF	2	(D)	(D)	FF	—	—
Twin Lakes	5	61 853	272	12	2	(D)	(D)	AA	3	(D)
Balance of county	47	(D)	(D)	EE	40	(D)	(D)	EE	7	(D)
Kewaunee County	26	35 691	3 413	183	26	35 691	3 413	183	—	—
Algoma	3	(D)	(D)	AA	3	(D)	(D)	AA	—	—
Kewaunee	7	10 514	1 076	59	7	10 514	1 076	59	—	—
Balance of county	16	(D)	(D)	CC	16	(D)	(D)	CC	—	—
La Crosse County	187	2 559 410	124 076	4 322	164	1 741 065	106 033	3 866	23	818 345
Holmen	2	(D)	(D)	BB	1	(D)	(D)	AA	1	(D)
La Crosse	139	2 402 785	113 049	3 882	121	1 601 050	96 075	3 479	18	801 735
Onalaska	19	57 896	3 468	115	7	(D)	(D)	CC	2	(D)
West Salem	7	53 397	2 468	128	7	53 397	2 468	128	—	—
Balance of county	20	(D)	(D)	CC	18	(D)	(D)	CC	2	(D)
Lafayette County	50	77 931	5 562	304	49	(D)	(D)	EE	1	(D)
Langlade County	50	150 544	10 736	452	46	138 189	10 134	434	4	12 355
Antigo	37	136 646	8 995	365	34	(D)	(D)	EE	3	(D)
Balance of county	13	13 898	1 741	87	12	(D)	(D)	BB	1	(D)
Lincoln County	33	60 153	6 492	302	33	60 153	6 492	302	—	—
Merrill	18	39 407	4 817	229	18	39 407	4 817	229	—	—
Tomahawk	9	11 141	1 091	50	9	11 141	1 091	50	—	—
Balance of county	6	9 605	584	23	6	9 605	584	23	—	—
Manitowoc County	106	264 454	21 925	1 031	101	230 620	19 857	946	5	33 834
Kiel (part) ▲	10	(D)	(D)	BB	9	(D)	(D)	BB	1	(D)
Manitowoc	57	151 177	12 113	493	54	(D)	(D)	EE	3	(D)
Two Rivers	12	23 481	3 165	186	12	23 481	3 165	186	—	—
Balance of county	27	(D)	(D)	EE	26	(D)	(D)	EE	1	(D)
Marathon County	288	992 813	99 007	4 141	250	640 140	72 856	3 113	38	352 673
Marshfield (part) ▲	8	(D)	(D)	CC	6	(D)	(D)	CC	2	(D)
Mosinee	10	17 557	3 101	179	10	17 557	3 101	179	—	—
Rothschild	7	(D)	(D)	BB	5	2 414	390	27	2	(D)
Wausau	116	375 673	38 778	1 564	100	315 665	35 378	1 433	16	60 008
Weston town	11	37 450	5 057	176	8	32 181	4 411	158	3	5 269
Balance of county	136	531 727	48 814	2 029	121	(D)	(D)	GG	15	(D)
Marinette County	52	86 863	12 966	569	48	81 653	12 534	551	4	5 210
Marinette	22	47 851	9 226	355	18	42 641	8 794	337	4	5 210
Peshigo	5	4 199	423	31	5	4 199	423	31	—	—
Balance of county	25	34 813	3 317	183	25	34 813	3 317	183	—	—
Marquette County	12	52 884	4 605	185	12	52 884	4 605	185	—	—
Menominee County	—	—	—	—	—	—	—	—	—	—
Milwaukee County	1 613	10 084 322	704 687	23 625	1 299	5 644 399	524 280	18 812	314	4 439 923
Bayside (part) ▲	6	(D)	(D)	AA	3	(D)	(D)	AA	3	(D)
Brown Deer	27	213 758	12 889	393	21	158 695	9 333	298	6	55 063
Cudahy	18	64 584	5 371	175	17	(D)	(D)	CC	1	(D)
Fox Point	10	(D)	(D)	AA	7	1 843	169	12	3	(D)
Franklin	27	89 960	8 347	270	23	57 229	7 328	250	4	32 731
Glendale	81	401 028	32 962	1 127	61	226 321	27 831	1 017	20	174 707
Greendale	14	36 647	2 152	88	12	(D)	(D)	BB	2	(D)
Greenfield	35	53 821	6 391	283	33	(D)	(D)	CC	2	(D)
Hales Corners	20	47 170	2 866	124	13	21 621	2 088	98	7	25 549
Milwaukee (part) ▲	925	(D)	(D)	JJ	785	(D)	(D)	JJ	140	2 861 156
Oak Creek	32	301 672	19 641	642	29	(D)	(D)	FF	3	(D)
St. Francis	16	(D)	(D)	CC	15	(D)	(D)	CC	1	(D)
Shorewood	14	34 527	1 900	72	12	(D)	(D)	BB	2	(D)
South Milwaukee	11	15 206	1 401	57	7	4 134	705	31	4	11 072
Wauwatosa	187	1 797 734	86 498	2 750	121	1 217 742	65 899	2 162	66	579 992
West Allis	145	573 556	54 002	1 861	114	348 857	40 605	1 451	31	224 699
West Milwaukee	15	33 775	3 513	158	12	17 766	2 801	138	3	16 009
Whitefish Bay	28	287 564	2 488	64	12	16 212	895	28	16	271 352
Balance of county	2	(D)	(D)	AA	2	(D)	(D)	AA	—	—
Monroe County	56	147 688	8 761	473	52	118 948	8 007	418	4	28 740
Sparta	18	65 786	2 624	122	16	(D)	(D)	CC	2	(D)
Tomah	13	30 251	2 019	94	12	(D)	(D)	BB	1	(D)
Balance of county	25	51 651	4 118	257	24	(D)	(D)	CC	1	(D)
Oconto County	39	65 799	5 844	174	37	(D)	(D)	CC	2	(D)
Oconto	6	3 049	257	16	6	3 049	257	16	—	—
Oconto Falls	8	12 554	1 209	48	8	12 554	1 209	48	—	—
Balance of county	25	50 196	4 378	110	23	(D)	(D)	CC	2	(D)
Oneida County	50	79 429	8 449	346	48	(D)	(D)	EE	2	(D)
Rhineland	33	(D)	(D)	CC	31	(D)	(D)	CC	2	(D)
Balance of county	17	(D)	(D)	BB	17	(D)	(D)	BB	—	—
Outagamie County	307	1 590 096	123 342	4 269	271	1 207 636	111 627	3 976	36	382 460
Appleton (part) ▲	183	898 853	82 721	2 783	158	(D)	(D)	HH	25	(D)
Grand Chute town	4	13 912	1 695	51	3	(D)	(D)	BB	1	(D)
Kaukauna	24	250 061	5 784	235	23	(D)	(D)	CC	1	(D)
Kimberly	9	(D)	(D)	EE	7	(D)	(D)	EE	2	(D)
Little Chute	12	45 591	4 195	107	10	(D)	(D)	EE	2	(D)

Table 4. Summary Statistics for Counties and for Places With 2,500 Inhabitants or More: 1992—Con.

[For meaning of abbreviations and symbols, see introductory text. For explanation of terms and comparability of 1987 and 1992 censuses, see appendix A. For information on geographic areas followed by ▲, see appendix F]

Geographic area	Estab-lish-ments (number)	Sales (\$1,000)	Annual payroll (\$1,000)	Paid employees for pay period including March 12 (number)	Merchant wholesalers			Other operating types		
					Estab-lish-ments (number)	Sales (\$1,000)	Annual payroll (\$1,000)	Paid employees for pay period including March 12 (number)	Estab-lish-ments (number)	Sales (\$1,000)
Wisconsin ▲—Con.										
Outagamie County—Con.										
New London (part) ▲	—	—	—	—	—	—	—	—	—	—
Seymour	10	26 177	1 791	102	9	(D)	(D)	BB	1	(D)
Balance of county	65	(D)	(D)	FF	61	(D)	(D)	FF	4	(D)
Ozaukee County										
Bayside (part) ▲	1	(D)	(D)	AA	—	—	—	—	1	(D)
Cedarburg	26	81 498	6 486	226	17	27 199	3 037	123	9	54 299
Grafton	22	42 920	8 411	259	17	24 527	3 638	147	5	18 393
Mequon	87	351 182	26 547	818	48	201 276	21 121	725	39	149 906
Port Washington	17	19 079	2 432	102	15	(D)	(D)	CC	2	(D)
Saukville	1	(D)	(D)	AA	1	(D)	(D)	AA	—	—
Thiensville	20	64 291	3 680	93	15	37 385	2 717	76	5	26 906
Balance of county	9	(D)	(D)	BB	9	(D)	(D)	BB	—	—
Pepin County										
Pierce County	20	59 279	5 710	282	20	59 279	5 710	282	—	—
Ellsworth	9	9 575	909	43	9	9 575	909	43	—	—
Prescott	8	(D)	(D)	FF	7	(D)	(D)	FF	1	(D)
River Falls (part) ▲	11	(D)	(D)	BB	10	(D)	(D)	BB	1	(D)
Balance of county	16	(D)	(D)	BB	14	(D)	(D)	BB	2	(D)
Polk County										
Amery	2	(D)	(D)	AA	2	(D)	(D)	AA	—	—
Balance of county	57	(D)	(D)	EE	53	63 992	4 933	267	4	(D)
Portage County										
Plover	18	65 677	4 374	180	17	(D)	(D)	CC	1	(D)
Stevens Point	50	366 685	19 942	822	46	(D)	(D)	FF	4	(D)
Balance of county	29	79 504	6 262	240	28	(D)	(D)	CC	1	(D)
Price County										
Park Falls	5	3 599	415	19	5	3 599	415	19	—	—
Balance of county	23	32 188	2 910	233	20	29 029	2 431	216	3	3 159
Racine County										
Burlington (part) ▲	23	52 590	4 618	183	22	(D)	(D)	CC	1	(D)
Caledonia town	5	(D)	(D)	EE	4	892	88	5	1	(D)
Mount Pleasant town	1	(D)	(D)	AA	—	—	—	—	1	(D)
Racine	143	1 248 369	51 558	1 829	124	(D)	(D)	GG	19	(D)
Sturtevant	26	73 056	6 755	231	24	(D)	(D)	CC	2	(D)
Union Grove	9	20 360	1 207	41	8	(D)	(D)	BB	1	(D)
Balance of county	54	(D)	(D)	EE	46	(D)	(D)	EE	8	(D)
Richland County										
Richland Center	22	(D)	(D)	CC	21	(D)	(D)	CC	1	(D)
Balance of county	8	(D)	(D)	BB	7	(D)	(D)	BB	1	(D)
Rock County										
Beloit	25	39 466	5 002	217	20	(D)	(D)	CC	5	(D)
Edgerton	14	13 143	1 454	70	14	13 143	1 454	70	—	—
Evansville	6	(D)	(D)	BB	5	15 291	883	49	1	(D)
Janesville	103	820 228	57 550	2 222	92	797 422	54 809	2 119	11	22 806
Milton	9	7 601	948	39	9	7 601	948	39	—	—
Balance of county	37	(D)	(D)	EE	36	(D)	(D)	EE	1	(D)
Rusk County										
Ladysmith	18	22 774	2 239	139	30	22 774	2 239	139	—	—
Balance of county	12	13 364	1 234	71	18	13 364	1 234	71	—	—
St. Croix County										
Hudson	14	19 603	1 449	70	12	(D)	(D)	BB	2	(D)
New Richmond	14	21 800	1 425	73	13	(D)	(D)	BB	1	(D)
North Hudson	—	—	—	—	—	—	—	—	—	—
River Falls (part) ▲	2	(D)	(D)	AA	1	(D)	(D)	AA	1	(D)
Balance of county	49	(D)	(D)	EE	46	(D)	(D)	EE	3	(D)
Sauk County										
Baraboo	31	286 722	23 252	803	29	(D)	(D)	FF	2	(D)
Prairie du Sac	5	(D)	(D)	CC	5	(D)	(D)	CC	—	—
Reedsburg	19	30 670	2 943	146	19	30 670	2 943	146	—	—
Sauk City	7	24 171	2 561	149	7	24 171	2 561	149	—	—
Balance of county	34	(D)	(D)	CC	34	(D)	(D)	CC	—	—
Sawyer County										
Shawano County	60	196 145	11 017	529	58	(D)	(D)	EE	2	(D)
Shawano	27	(D)	(D)	EE	26	(D)	(D)	EE	1	(D)
Balance of county	33	(D)	(D)	EE	32	(D)	(D)	EE	1	(D)
Sheboygan County										
Plymouth	19	411 059	15 592	531	14	(D)	(D)	CC	5	(D)
Sheboygan	77	431 918	36 235	1 324	66	385 143	33 473	1 207	11	46 775
Sheboygan Falls	9	29 122	3 043	125	8	(D)	(D)	CC	1	(D)
Balance of county	43	160 705	10 330	347	41	(D)	(D)	EE	2	(D)
Taylor County										
Medford	16	(D)	(D)	EE	15	(D)	(D)	BB	1	(D)
Balance of county	14	(D)	(D)	BB	14	(D)	(D)	BB	—	—
Trempealeau County										
Vernon County	52	94 859	8 583	469	48	80 882	8 223	443	4	13 977
Viroqua	19	25 154	1 932	131	19	25 154	1 932	131	—	—
Balance of county	33	69 705	6 651	338	29	55 728	6 291	312	4	13 977
Vilas County										
Balance of county	31	27 975	2 637	133	29	(D)	(D)	CC	2	(D)

Table 4. Summary Statistics for Counties and for Places With 2,500 Inhabitants or More: 1992—Con.

[For meaning of abbreviations and symbols, see introductory text. For explanation of terms and comparability of 1987 and 1992 censuses, see appendix A. For information on geographic areas followed by ▲, see appendix F]

Geographic area	Estab-lish-ments (number)	Sales (\$1,000)	Annual payroll (\$1,000)	Paid employees for pay period including March 12 (number)	Merchant wholesalers			Other operating types		
					Estab-lish-ments (number)	Sales (\$1,000)	Annual payroll (\$1,000)	Paid employees for pay period including March 12 (number)	Estab-lish-ments (number)	Sales (\$1,000)
Wisconsin ▲—Con.										
Walworth County	125	473 094	37 905	1 389	110	378 053	35 284	1 291	15	95 041
Burlington (part) ▲	—	—	—	—	—	—	—	—	—	—
Delavan	15	49 440	2 472	134	12	12 584	1 292	100	3	36 856
East Troy	4	(D)	(D)	AA	4	(D)	(D)	AA	—	—
Elkhorn	23	75 234	6 056	232	18	32 601	5 006	184	5	42 633
Lake Geneva	26	109 783	15 078	453	24	(D)	(D)	EE	2	(D)
Mukwonago (part) ▲	—	—	—	—	—	—	—	—	—	—
Whitewater (part) ▲	19	(D)	(D)	EE	17	(D)	(D)	EE	2	(D)
Balance of county	38	(D)	(D)	EE	35	(D)	(D)	EE	3	(D)
Washburn County	20	41 389	2 085	127	20	41 389	2 085	127	—	—
Washington County	176	634 606	54 874	1 913	147	552 907	50 518	1 797	29	81 699
Germantown	39	353 236	24 956	724	33	332 841	23 896	705	6	20 395
Hartford (part) ▲	14	(D)	(D)	BB	11	(D)	(D)	BB	3	4 532
Kewaskum (part) ▲	5	7 195	1 102	48	5	7 195	1 102	48	—	—
Milwaukee (part) ▲	—	—	—	—	—	—	—	—	—	—
West Bend	49	111 478	9 974	452	42	78 178	8 303	414	7	33 300
Balance of county	69	(D)	(D)	FF	56	(D)	(D)	FF	13	23 472
Waukesha County	1 266	8 650 981	530 294	16 261	919	3 525 013	366 587	11 979	347	5 125 968
Brookfield	236	1 378 017	100 691	2 955	148	376 464	51 495	1 787	88	1 001 553
Delafield	15	40 294	3 299	87	11	23 930	2 894	79	4	16 364
Elm Grove	35	146 351	10 746	288	19	11 189	1 747	62	16	135 162
Hartland	31	56 940	6 809	172	23	30 646	6 039	142	8	26 294
Menomonee Falls	147	726 956	54 851	1 625	111	467 749	44 849	1 388	36	259 207
Milwaukee (part) ▲	1	(D)	(D)	AA	1	(D)	(D)	AA	—	—
Mukwonago (part) ▲	15	(D)	(D)	BB	12	(D)	(D)	BB	3	(D)
Muskego	20	38 907	6 528	238	17	30 636	6 108	224	3	8 271
New Berlin	171	943 768	98 384	3 127	130	615 926	64 901	2 170	41	327 842
Oconomowoc	52	221 677	10 876	376	32	88 194	7 976	314	20	133 483
Pewaukee	40	196 232	16 855	535	28	137 431	14 597	487	12	58 801
Sussex	17	65 892	5 668	190	14	(D)	(D)	CC	3	(D)
Waukesha	275	2 891 049	127 222	3 761	210	1 109 358	98 182	2 946	65	1 781 691
Balance of county	211	(D)	(D)	HH	163	602 037	63 909	2 229	48	(D)
Waupaca County	80	202 766	20 214	742	70	184 301	19 219	702	10	18 465
Clintonville	11	5 320	501	33	10	(D)	(D)	BB	1	(D)
New London (part) ▲	12	18 139	1 535	74	10	(D)	(D)	BB	2	(D)
Waupaca	19	33 741	6 003	174	18	(D)	(D)	CC	1	(D)
Balance of county	38	145 566	12 175	461	32	(D)	(D)	EE	6	(D)
Waushara County	29	52 208	4 672	181	29	52 208	4 672	181	—	—
Berlin (part) ▲	1	(D)	(D)	AA	1	(D)	(D)	AA	—	—
Balance of county	28	(D)	(D)	CC	28	(D)	(D)	CC	—	—
Winnebago County	217	1 128 546	74 376	2 656	186	651 707	61 542	2 295	31	476 839
Appleton (part) ▲	10	(D)	(D)	BB	7	(D)	(D)	BB	3	(D)
Menasha (part) (Winnebago County) ▲	25	(D)	(D)	FF	19	(D)	(D)	EE	6	(D)
Menasha town (Winnebago County)	3	(D)	(D)	BB	2	(D)	(D)	AA	1	(D)
Neenah	36	130 371	14 450	389	32	(D)	(D)	EE	4	(D)
Omro	4	945	182	14	4	945	182	14	—	—
Oshkosh	99	371 753	30 993	1 333	88	240 044	25 941	1 128	11	131 709
Balance of county	40	(D)	(D)	EE	34	(D)	(D)	EE	6	(D)
Wood County	123	512 708	31 479	1 331	112	487 169	29 559	1 260	11	25 539
Marshfield (part) ▲	38	(D)	(D)	FF	36	(D)	(D)	FF	2	(D)
Nekoosa	7	3 924	481	26	5	(D)	(D)	BB	2	(D)
Wisconsin Rapids	54	126 802	9 698	406	49	(D)	(D)	EE	5	(D)
Balance of county	24	(D)	(D)	EE	22	(D)	(D)	EE	2	(D)

Table 5. Summary Statistics for Places With 200 Establishments or More: 1992

[For meaning of abbreviations and symbols, see introductory text. For explanation of terms and comparability of 1987 and 1992 censuses, see appendix A. For information on geographic areas followed by ▲, see appendix F]

SIC code	Geographic area and kind of business	Estab-lish-ments (number)	Sales (\$1,000)	Annual payroll (\$1,000)	Paid employees for pay period including March 12 (number)	Merchant wholesalers			Other operating types		
						Estab-lish-ments (number)	Sales (\$1,000)	Annual payroll (\$1,000)	Paid employees for pay period including March 12 (number)	Estab-lish-ments (number)	Sales (\$1,000)
BROOKFIELD											
	Wholesale trade	236	1 378 017	100 691	2 955	148	376 464	51 495	1 787	88	1 001 553
50	Durable goods	182	891 761	81 526	2 225	113	287 425	41 725	1 362	69	604 336
501	Motor vehicles and motor vehicle parts and supplies	9	(D)	(D)	CC	8	(D)	(D)	CC	1	(D)
502	Furniture and homefurnishings	7	(D)	(D)	BB	6	(D)	(D)	BB	1	(D)
503	Lumber and other construction materials	10	15 807	1 791	71	7	12 239	1 561	60	3	3 568
504	Professional and commercial equipment and supplies	47	361 463	32 064	745	33	41 561	7 409	249	14	319 902
505	Metals and minerals, except petroleum	12	36 576	1 844	42	3	6 362	768	18	9	30 214
506	Electrical goods	32	197 859	12 535	310	14	35 307	3 176	97	18	162 552
507	Hardware, and plumbing and heating equipment and supplies	17	47 905	6 445	165	8	30 926	4 204	99	9	16 979
508	Machinery, equipment, and supplies	44	184 517	20 712	660	31	121 505	18 603	611	13	63 012
509	Miscellaneous durable goods	4	2 666	156	4	3	(D)	(D)	AA	1	(D)
51	Nondurable goods	54	486 256	19 165	730	35	89 039	9 770	425	19	397 217
511	Paper and paper products	11	49 191	2 610	130	8	14 983	1 765	105	3	34 208
512	Drugs, drug proprietaries, and druggists' sundries	2	(D)	(D)	AA	2	(D)	(D)	AA	-	-
513	Apparel, piece goods, and notions	8	13 445	1 631	89	7	(D)	(D)	BB	1	(D)
514	Groceries and related products	14	351 557	9 765	316	4	15 485	1 850	65	10	336 072
515	Farm-product raw materials	-	-	-	-	-	-	-	-	-	-
516	Chemicals and allied products	6	12 269	536	19	4	(D)	(D)	AA	2	(D)
517	Petroleum and petroleum products	1	(D)	(D)	AA	1	(D)	(D)	AA	-	-
518	Beer, wine, and distilled alcoholic beverages	3	(D)	(D)	CC	2	(D)	(D)	CC	1	(D)
519	Miscellaneous nondurable goods	9	(D)	(D)	BB	7	(D)	(D)	BB	2	(D)
GREEN BAY											
	Wholesale trade	296	2 253 304	126 678	4 138	257	872 283	95 908	3 566	39	1 381 021
50	Durable goods	209	742 726	87 381	2 933	183	(D)	(D)	HH	26	(D)
501	Motor vehicles and motor vehicle parts and supplies	20	38 582	7 583	289	20	38 582	7 583	289	-	-
502	Furniture and homefurnishings	13	19 198	2 076	87	9	(D)	(D)	BB	4	(D)
503	Lumber and other construction materials	17	157 703	17 047	575	14	(D)	(D)	FF	3	(D)
504	Professional and commercial equipment and supplies	24	105 608	16 558	414	20	(D)	(D)	CC	4	(D)
505	Metals and minerals, except petroleum	6	(D)	(D)	BB	4	(D)	(D)	BB	2	(D)
506	Electrical goods	28	116 020	8 887	345	25	91 388	8 320	330	3	24 632
507	Hardware, and plumbing and heating equipment and supplies	21	36 346	4 164	181	18	(D)	(D)	CC	3	(D)
508	Machinery, equipment, and supplies	59	158 846	23 297	743	54	140 236	19 464	666	5	18 610
509	Miscellaneous durable goods	21	(D)	(D)	CC	19	(D)	(D)	CC	2	(D)
51	Nondurable goods	87	1 510 578	39 297	1 205	74	(D)	(D)	GG	13	(D)
511	Paper and paper products	14	(D)	(D)	EE	13	(D)	(D)	CC	1	(D)
512	Drugs, drug proprietaries, and druggists' sundries	1	(D)	(D)	BB	1	(D)	(D)	BB	-	-
513	Apparel, piece goods, and notions	6	(D)	(D)	BB	6	(D)	(D)	BB	-	-
514	Groceries and related products	23	1 068 170	19 034	495	20	(D)	(D)	EE	3	(D)
515	Farm-product raw materials	2	(D)	(D)	AA	2	(D)	(D)	AA	-	-
516	Chemicals and allied products	6	(D)	(D)	BB	4	1 993	423	15	2	(D)
517	Petroleum and petroleum products	13	272 119	2 820	103	8	61 541	2 122	86	5	210 578
518	Beer, wine, and distilled alcoholic beverages	3	(D)	(D)	BB	3	(D)	(D)	BB	-	-
519	Miscellaneous nondurable goods	19	(D)	(D)	CC	17	(D)	(D)	CC	2	(D)
MADISON											
	Wholesale trade	376	1 763 678	156 430	5 549	330	1 500 867	135 459	4 874	46	262 811
50	Durable goods	244	899 113	103 409	3 547	213	768 985	91 154	3 234	31	130 128
501	Motor vehicles and motor vehicle parts and supplies	36	111 241	16 254	593	35	(D)	(D)	FF	1	(D)
502	Furniture and homefurnishings	12	57 827	5 330	208	9	(D)	(D)	CC	3	(D)
503	Lumber and other construction materials	17	105 742	4 843	171	11	81 672	4 427	154	6	24 070
504	Professional and commercial equipment and supplies	59	237 601	33 974	1 107	50	(D)	(D)	FF	9	(D)
505	Metals and minerals, except petroleum	7	20 454	1 383	55	5	(D)	(D)	BB	2	(D)
506	Electrical goods	20	57 257	6 789	239	18	(D)	(D)	CC	2	(D)

Table 5. Summary Statistics for Places With 200 Establishments or More: 1992—Con.

[For meaning of abbreviations and symbols, see introductory text. For explanation of terms and comparability of 1987 and 1992 censuses, see appendix A. For information on geographic areas followed by ▲, see appendix F]

SIC code	Geographic area and kind of business	Estab-lish-ments (number)	Sales (\$1,000)	Annual payroll (\$1,000)	Paid employees for pay period including March 12 (number)	Merchant wholesalers				Other operating types	
						Estab-lish-ments (number)	Sales (\$1,000)	Annual payroll (\$1,000)	Paid employees for pay period including March 12 (number)	Estab-lish-ments (number)	Sales (\$1,000)
MADISON—Con.											
50	Durable goods—Con.										
507	Hardware, and plumbing and heating equipment and supplies	24	106 231	10 815	332	22	(D)	(D)	EE	2	(D)
508	Machinery, equipment, and supplies	48	156 098	20 111	639	46	(D)	(D)	FF	2	(D)
509	Miscellaneous durable goods	21	46 662	3 910	203	17	(D)	(D)	CC	4	(D)
51	Nondurable goods.....	132	864 565	53 021	2 002	117	731 882	44 305	1 640	15	132 683
511	Paper and paper products	26	76 758	7 522	287	21	65 232	6 434	264	5	11 526
512	Drugs, drug proprietaries, and druggists' sundries	7	(D)	(D)	CC	7	(D)	(D)	CC	—	—
513	Apparel, piece goods, and notions	6	5 509	503	30	6	5 509	503	30	—	—
514	Groceries and related products	40	458 997	21 127	927	35	(D)	(D)	FF	5	(D)
515	Farm-product raw materials	—	—	—	—	—	—	—	—	—	—
516	Chemicals and allied products	10	13 308	2 883	64	9	(D)	(D)	BB	1	(D)
517	Petroleum and petroleum products	5	22 919	2 220	90	5	22 919	2 220	90	—	—
518	Beer, wine, and distilled alcoholic beverages	4	50 748	5 327	157	4	50 748	5 327	157	—	—
519	Miscellaneous nondurable goods	34	(D)	(D)	EE	30	(D)	(D)	EE	4	(D)
MILWAUKEE ▲											
	Wholesale trade	926	5 947 310	460 444	15 385	786	3 086 154	331 181	12 011	140	2 861 156
50	Durable goods	629	3 705 909	323 781	9 911	544	2 070 668	248 142	8 414	85	1 635 241
501	Motor vehicles and motor vehicle parts and supplies	95	(D)	(D)	GG	89	(D)	(D)	GG	6	(D)
5012	Automobiles and other motor vehicles	14	768 583	25 991	652	11	(D)	(D)	CC	3	(D)
5013	Motor vehicle supplies and new parts	52	(D)	(D)	FF	49	(D)	(D)	FF	3	(D)
5014	Tires and tubes	7	16 752	1 959	110	7	16 752	1 959	110	—	—
5015	Motor vehicle parts, used.....	22	(D)	(D)	CC	22	(D)	(D)	CC	—	—
502	Furniture and home furnishings	33	169 511	22 444	688	33	169 511	22 444	688	—	—
5021	Furniture	14	80 360	12 184	336	14	80 360	12 184	336	—	—
5023	Home furnishings.....	19	89 151	10 260	352	19	89 151	10 260	352	—	—
503	Lumber and other construction materials	31	140 243	11 823	361	25	(D)	(D)	EE	6	(D)
5031	Lumber, plywood, millwork, and wood panels	15	78 082	7 245	229	13	(D)	(D)	CC	2	(D)
5032	Brick, stone, and related construction materials	6	(D)	(D)	BB	2	(D)	(D)	AA	4	(D)
5033	Roofing, siding, and insulation materials	6	28 582	2 347	61	6	28 582	2 347	61	—	—
5039	Construction materials, n.e.c.	4	(D)	(D)	BB	4	(D)	(D)	BB	—	—
504	Professional and commercial equipment and supplies	86	598 083	67 611	1 669	76	326 527	36 718	1 161	10	271 556
5043	Photographic equipment and supplies.....	10	23 145	2 551	102	8	(D)	(D)	BB	2	(D)
5044	Office equipment	11	17 534	4 219	140	10	(D)	(D)	CC	1	(D)
5045	Computers and computer peripheral equipment and software	22	322 773	40 853	790	19	(D)	(D)	EE	3	(D)
5046	Commercial equipment, n.e.c.	16	(D)	(D)	CC	15	(D)	(D)	CC	1	(D)
5047	Medical, dental, and hospital equipment and supplies	18	178 770	10 362	256	15	(D)	(D)	CC	3	(D)
5048	Ophthalmic goods	3	(D)	(D)	BB	3	(D)	(D)	BB	—	—
5049	Professional equipment and supplies, n.e.c.	6	(D)	(D)	BB	6	(D)	(D)	BB	—	—
505	Metals and minerals, except petroleum	21	280 197	13 832	399	15	163 816	12 453	358	6	116 381
5051	Metals service centers and offices	20	(D)	(D)	EE	15	163 816	12 453	358	5	(D)
5052	Coal and other minerals and ores	1	(D)	(D)	AA	—	—	—	—	1	(D)
506	Electrical goods	67	334 870	27 396	802	48	167 284	20 899	675	19	167 586
5063	Electrical apparatus and equipment, wiring supplies, and construction materials	38	259 843	22 219	606	27	134 914	16 543	503	11	124 929
5064	Electrical appliances, television and radio sets	4	13 250	1 330	54	4	13 250	1 330	54	—	—
5065	Electronic parts and equipment, n.e.c.	25	61 777	3 847	142	17	19 120	3 026	118	8	42 657
507	Hardware, and plumbing and heating equipment and supplies	44	196 274	22 973	756	37	158 363	21 026	703	7	37 911
5072	Hardware	14	45 355	5 575	266	12	(D)	(D)	EE	2	(D)
5074	Plumbing and heating equipment and supplies (hydronics).....	14	69 985	7 766	237	12	(D)	(D)	CC	2	(D)
5075	Warm air heating and air-conditioning equipment and supplies	10	(D)	(D)	CC	9	(D)	(D)	CC	1	(D)
5078	Refrigeration equipment and supplies	6	(D)	(D)	BB	4	(D)	(D)	BB	2	(D)
508	Machinery, equipment, and supplies	171	751 010	75 772	2 322	143	452 113	62 866	2 034	28	298 897
5082	Construction and mining (except petroleum) machinery and equipment	12	69 197	8 858	223	9	(D)	(D)	CC	3	(D)
5083	Farm and garden machinery and equipment	3	(D)	(D)	BB	3	(D)	(D)	BB	—	—
5084	Industrial machinery and equipment	66	262 195	35 416	1 076	55	168 564	27 629	908	11	93 631
5085	Industrial supplies	64	305 525	20 537	702	53	139 216	17 895	628	11	166 309
5087	Service establishment equipment and supplies.....	21	(D)	(D)	CC	20	18 399	3 735	150	1	(D)
5088	Transportation equipment and supplies, except motor vehicles	5	63 585	3 880	80	3	(D)	(D)	BB	2	(D)
509	Miscellaneous durable goods	81	(D)	(D)	GG	78	(D)	(D)	GG	3	(D)
5091	Sporting and recreational goods and supplies	10	34 558	1 662	104	9	(D)	(D)	CC	1	(D)
5092	Toys and hobby goods and supplies	8	45 320	5 131	225	7	(D)	(D)	CC	1	(D)
5093	Scrap and waste materials	37	199 949	25 365	834	37	199 949	25 365	834	—	—
5094	Jewelry, watches, precious stones, and precious metals.....	10	31 426	2 120	87	10	31 426	2 120	87	—	—
5099	Durable goods, n.e.c.	16	(D)	(D)	CC	15	(D)	(D)	CC	1	(D)

WHOLESALE TRADE—GEOGRAPHIC AREA SERIES

Table 5. Summary Statistics for Places With 200 Establishments or More: 1992—Con.

[For meaning of abbreviations and symbols, see introductory text. For explanation of terms and comparability of 1987 and 1992 censuses, see appendix A. For information on geographic areas followed by ▲, see appendix F]

SIC code	Geographic area and kind of business	Estab-lish-ments (number)	Sales (\$1,000)	Annual payroll (\$1,000)	Paid employees for pay period including March 12 (number)	Merchant wholesalers			Other operating types		
						Estab-lish-ments (number)	Sales (\$1,000)	Annual payroll (\$1,000)	Paid employees for pay period including March 12 (number)	Estab-lish-ments (number)	Sales (\$1,000)
MILWAUKEE ▲—Con.											
51	Nondurable goods	297	2 241 401	136 663	5 474	242	1 015 486	83 039	3 597	55	1 225 915
511	Paper and paper products	38	73 803	7 042	334	31	51 026	5 601	285	7	22 777
5111	Printing and writing paper	5	14 654	627	25	3	(D)	(D)	AA	2	(D)
5112	Stationery and office supplies	21	27 596	3 836	212	18	25 972	3 554	204	3	1 624
5113	Industrial and personal service paper	12	31 553	2 579	97	10	(D)	(D)	BB	2	(D)
512	Drugs, drug proprietaries, and druggists' sundries ...	10	114 043	5 642	158	8	(D)	(D)	CC	2	(D)
5122	Drugs, drug proprietaries, and druggists' sundries ..	10	114 043	5 642	158	8	(D)	(D)	CC	2	(D)
513	Apparel, piece goods, and notions	16	36 322	3 420	115	16	36 322	3 420	115	—	—
5131	Piece goods, notions, and other dry goods	3	(D)	(D)	BB	3	(D)	(D)	BB	—	—
5136	Men's and boys' clothing and furnishings	10	(D)	(D)	BB	10	(D)	(D)	BB	—	—
5137	Women's, children's, and infants' clothing and accessories	2	(D)	(D)	AA	2	(D)	(D)	AA	—	—
5139	Footwear	1	(D)	(D)	AA	1	(D)	(D)	AA	—	—
514	Groceries and related products	85	768 999	58 887	2 431	70	193 252	21 594	1 153	15	575 747
5141	Groceries, general line	8	(D)	(D)	BB	7	(D)	(D)	BB	1	(D)
5142	Packaged frozen foods	2	(D)	(D)	BB	1	(D)	(D)	AA	1	(D)
5143	Dairy products, except dried or canned	5	20 836	2 889	89	5	20 836	2 889	89	—	—
5144	Poultry and poultry products	2	(D)	(D)	AA	2	(D)	(D)	AA	—	—
5145	Confectionery	9	(D)	(D)	EE	4	(D)	(D)	BB	5	(D)
5146	Fish and seafoods	3	(D)	(D)	BB	2	(D)	(D)	BB	1	(D)
5147	Meats and meat products	18	287 880	14 586	644	17	(D)	(D)	CC	1	(D)
5148	Fresh fruits and vegetables	18	102 734	11 466	611	17	(D)	(D)	FF	1	(D)
5149	Groceries and related products, n.e.c.	20	(D)	(D)	FF	15	(D)	(D)	CC	5	(D)
515	Farm-product raw materials	13	143 239	2 092	83	7	67 263	1 472	60	6	75 976
5153	Grain and field beans	4	66 517	1 414	54	4	66 517	1 414	54	—	—
5154	Livestock	7	(D)	(D)	BB	1	(D)	(D)	AA	6	75 976
5159	Farm-product raw materials, n.e.c.	2	(D)	(D)	AA	2	(D)	(D)	AA	—	—
516	Chemicals and allied products	34	154 506	18 655	700	25	105 818	11 191	323	9	48 688
5162	Plastics materials and basic forms and shapes ...	8	59 586	7 347	222	7	(D)	(D)	CC	1	(D)
5169	Chemicals and allied products, n.e.c.	26	94 920	11 308	478	18	(D)	(D)	CC	8	(D)
517	Petroleum and petroleum products	20	(D)	(D)	CC	13	(D)	(D)	CC	7	(D)
5171	Petroleum bulk stations and terminals	15	(D)	(D)	CC	9	158 577	3 805	112	6	(D)
5172	Petroleum and petroleum products wholesalers, except bulk stations and terminals	5	(D)	(D)	BB	4	(D)	(D)	BB	1	(D)
518	Beer, wine, and distilled alcoholic beverages	15	203 211	18 134	658	13	(D)	(D)	FF	2	(D)
5181	Beer and ale	8	121 607	11 602	392	6	(D)	(D)	EE	2	(D)
5182	Wine and distilled alcoholic beverages	7	81 604	6 532	266	7	81 604	6 532	266	—	—
519	Miscellaneous nondurable goods	66	(D)	(D)	FF	59	109 236	14 603	750	7	(D)
5191	Farm supplies	7	(D)	(D)	BB	6	(D)	(D)	BB	1	(D)
5192	Books, periodicals, and newspapers	8	15 423	1 875	72	7	(D)	(D)	BB	1	(D)
5193	Flowers, nursery stock, and florists' supplies	15	(D)	(D)	CC	14	(D)	(D)	CC	1	(D)
5194	Tobacco and tobacco products	4	12 386	574	18	4	12 386	574	18	—	—
5198	Paints, varnishes, and supplies	6	(D)	(D)	CC	4	(D)	(D)	CC	2	(D)
5199	Nondurable goods, n.e.c.	26	(D)	(D)	CC	24	(D)	(D)	CC	2	(D)
WAUKESHA											
	Wholesale trade	275	2 891 049	127 222	3 761	210	1 109 358	98 182	2 946	65	1 781 691
50	Durable goods	199	1 511 051	69 258	2 067	150	393 273	51 995	1 694	49	1 117 778
501	Motor vehicles and motor vehicle parts and supplies	24	(D)	(D)	CC	19	(D)	(D)	CC	5	(D)
502	Furniture and home furnishings	6	(D)	(D)	BB	4	(D)	(D)	BB	2	(D)
503	Lumber and other construction materials	6	(D)	(D)	CC	5	(D)	(D)	BB	1	(D)
504	Professional and commercial equipment and supplies	32	89 678	12 872	445	28	84 251	11 748	414	4	5 427
505	Metals and minerals, except petroleum	8	(D)	(D)	CC	7	(D)	(D)	CC	1	(D)
506	Electrical goods	32	384 684	15 175	375	21	99 051	10 051	282	11	285 633
507	Hardware, and plumbing and heating equipment and supplies	14	(D)	(D)	CC	8	5 366	825	38	6	(D)
508	Machinery, equipment, and supplies	67	193 410	20 972	581	50	111 222	17 159	490	17	82 188
509	Miscellaneous durable goods	10	(D)	(D)	BB	8	8 433	1 042	40	2	(D)
51	Nondurable goods	76	1 379 998	57 964	1 694	60	716 085	46 187	1 252	16	663 913
511	Paper and paper products	13	29 536	1 376	57	11	(D)	(D)	BB	2	(D)
512	Drugs, drug proprietaries, and druggists' sundries ...	—	—	—	—	—	—	—	—	—	—
513	Apparel, piece goods, and notions	4	3 479	185	10	3	(D)	(D)	AA	1	(D)
514	Groceries and related products	20	1 098 119	42 708	1 212	13	489 802	32 217	805	7	608 317
515	Farm-product raw materials	1	(D)	(D)	AA	1	(D)	(D)	AA	—	—
516	Chemicals and allied products	10	34 628	2 070	57	7	6 925	1 043	37	3	27 703
517	Petroleum and petroleum products	9	162 609	6 444	179	8	(D)	(D)	CC	1	(D)
518	Beer, wine, and distilled alcoholic beverages	1	(D)	(D)	BB	1	(D)	(D)	BB	—	—
519	Miscellaneous nondurable goods	18	(D)	(D)	CC	16	(D)	(D)	BB	2	(D)

Table 6. Summary Statistics for Counties With 200 Establishments or More: 1992

[For meaning of abbreviations and symbols, see introductory text. For explanation of terms and comparability of 1987 and 1992 censuses, see appendix A. For information on geographic areas followed by ▲, see appendix F]

SIC code	Geographic area and kind of business	Estab-lish-ments (number)	Sales (\$1,000)	Annual payroll (\$1,000)	Paid employees for pay period including March 12 (number)	Merchant wholesalers				Other operating types	
						Estab-lish-ments (number)	Sales (\$1,000)	Annual payroll (\$1,000)	Paid employees for pay period including March 12 (number)	Estab-lish-ments (number)	Sales (\$1,000)
	BROWN COUNTY (Coextensive with Green Bay, WI MSA; see table 7.)										
	DANE COUNTY (Coextensive with Madison, WI MSA; see table 7.)										
	MARATHON COUNTY (Coextensive with Wausau, WI MSA; see table 7.)										
	MILWAUKEE COUNTY										
	Wholesale trade	1 613	10 084 322	704 687	23 625	1 299	5 644 399	524 280	18 812	314	4 439 923
50	Durable goods	1 117	5 839 875	472 291	14 786	910	3 168 816	364 804	12 447	207	2 671 059
501	Motor vehicles and motor vehicle parts and supplies	148	1 057 014	57 419	2 076	133	(D)	(D)	GG	15	(D)
5012	Automobiles and other motor vehicles	27	863 651	31 357	842	21	(D)	(D)	EE	6	(D)
5013	Motor vehicle supplies and new parts	81	164 022	20 300	935	72	134 012	19 037	890	9	30 010
5014	Tires and tubes	10	(D)	(D)	CC	10	(D)	(D)	CC	—	—
5015	Motor vehicle parts, used	30	(D)	(D)	CC	30	(D)	(D)	CC	—	—
502	Furniture and home furnishings	50	204 790	25 753	819	44	190 882	25 276	804	6	13 908
5021	Furniture	24	103 245	14 091	411	20	(D)	(D)	EE	4	(D)
5023	Home furnishings	26	101 545	11 662	408	24	(D)	(D)	EE	2	(D)
503	Lumber and other construction materials	65	305 284	28 632	908	53	245 312	26 118	831	12	59 972
5031	Lumber, plywood, millwork, and wood panels	22	149 220	13 403	412	19	(D)	(D)	EE	3	(D)
5032	Brick, stone, and related construction materials	13	54 550	4 691	154	8	16 591	3 429	115	5	37 959
5033	Roofing, siding, and insulation materials	18	75 332	6 751	252	16	(D)	(D)	CC	2	(D)
5039	Construction materials, n.e.c.	12	26 182	3 787	90	10	(D)	(D)	BB	2	(D)
504	Professional and commercial equipment and supplies	170	925 997	97 086	2 573	148	(D)	(D)	GG	22	(D)
5043	Photographic equipment and supplies	10	23 145	2 551	102	8	(D)	(D)	BB	2	(D)
5044	Office equipment	30	(D)	(D)	EE	27	(D)	(D)	EE	3	(D)
5045	Computers and computer peripheral equipment and software	44	(D)	(D)	GG	39	(D)	(D)	FF	5	(D)
5046	Commercial equipment, n.e.c.	24	45 879	6 674	264	22	(D)	(D)	EE	2	(D)
5047	Medical, dental, and hospital equipment and supplies	43	305 845	19 784	508	37	(D)	(D)	EE	6	(D)
5048	Ophthalmic goods	6	13 340	2 769	127	6	13 340	2 769	127	—	—
5049	Professional equipment and supplies, n.e.c.	13	(D)	(D)	BB	9	(D)	(D)	BB	4	(D)
505	Metals and minerals, except petroleum	44	548 876	22 410	641	28	252 241	19 180	559	16	296 635
5051	Metals service centers and offices	43	(D)	(D)	FF	28	252 241	19 180	559	15	(D)
5052	Coal and other minerals and ores	1	(D)	(D)	AA	—	—	—	—	1	(D)
506	Electrical goods	132	674 824	52 434	1 614	86	331 471	36 923	1 236	46	343 353
5063	Electrical apparatus and equipment, wiring supplies, and construction materials	77	492 529	36 733	1 068	50	247 533	25 368	812	27	244 996
5064	Electrical appliances, television and radio sets	8	26 159	1 913	79	6	(D)	(D)	BB	2	(D)
5065	Electronic parts and equipment, n.e.c.	47	156 136	13 788	467	30	(D)	(D)	EE	17	(D)
507	Hardware, and plumbing and heating equipment and supplies	72	339 799	32 864	1 017	56	214 810	27 825	915	16	124 989
5072	Hardware	26	121 361	10 780	414	21	(D)	(D)	EE	5	(D)
5074	Plumbing and heating equipment and supplies (hydronics)	24	115 146	10 562	312	17	(D)	(D)	CC	7	(D)
5075	Warm air heating and air-conditioning equipment and supplies	15	(D)	(D)	CC	14	(D)	(D)	CC	1	(D)
5078	Refrigeration equipment and supplies	7	(D)	(D)	BB	4	(D)	(D)	BB	3	(D)
508	Machinery, equipment, and supplies	315	1 389 284	113 714	3 565	249	664 077	92 187	3 040	66	725 207
5082	Construction and mining (except petroleum) machinery and equipment	19	91 981	12 540	339	15	73 922	9 930	294	4	18 059
5083	Farm and garden machinery and equipment	8	(D)	(D)	CC	7	(D)	(D)	CC	1	(D)
5084	Industrial machinery and equipment	139	464 442	52 157	1 606	106	273 843	40 463	1 317	33	190 599
5085	Industrial supplies	103	681 235	33 907	1 115	80	199 830	27 753	952	23	481 405
5087	Service establishment equipment and supplies	39	41 962	6 374	276	36	36 819	5 973	265	3	5 143
5088	Transportation equipment and supplies, except motor vehicles	7	(D)	(D)	BB	5	(D)	(D)	BB	2	(D)
509	Miscellaneous durable goods	121	394 007	41 979	1 573	113	(D)	(D)	GG	8	(D)
5091	Sporting and recreational goods and supplies	17	78 969	4 893	208	15	(D)	(D)	CC	2	(D)
5092	Toys and hobby goods and supplies	11	48 089	5 725	248	10	(D)	(D)	CC	1	(D)
5093	Scrap and waste materials	46	205 257	26 188	868	45	(D)	(D)	FF	1	(D)
5094	Jewelry, watches, precious stones, and precious metals	20	35 383	2 513	110	20	35 383	2 513	110	—	—
5099	Durable goods, n.e.c.	27	26 309	2 660	139	23	(D)	(D)	CC	4	(D)

WHOLESALE TRADE—GEOGRAPHIC AREA SERIES

Table 6. Summary Statistics for Counties With 200 Establishments or More: 1992—Con.

[For meaning of abbreviations and symbols, see introductory text. For explanation of terms and comparability of 1987 and 1992 censuses, see appendix A. For information on geographic areas followed by ▲, see appendix F]

SIC code	Geographic area and kind of business	Estab-lish-ments (number)	Sales (\$1,000)	Annual payroll (\$1,000)	Paid employees for pay period including March 12 (number)	Merchant wholesalers			Other operating types		
						Estab-lish-ments (number)	Sales (\$1,000)	Annual payroll (\$1,000)	Paid employees for pay period including March 12 (number)	Estab-lish-ments (number)	Sales (\$1,000)
MILWAUKEE COUNTY—Con.											
51	Nondurable goods	496	4 244 447	232 396	8 839	389	2 475 583	159 476	6 365	107	1 768 864
511	Paper and paper products	72	275 222	18 389	694	59	188 380	15 542	617	13	86 842
5111	Printing and writing paper	13	(D)	(D)	CC	10	100 195	5 583	155	3	(D)
5112	Stationery and office supplies	38	(D)	(D)	EE	33	(D)	(D)	EE	5	(D)
5113	Industrial and personal service paper	21	90 305	4 453	151	16	(D)	(D)	CC	5	(D)
512	Drugs, drug proprietaries, and druggists' sundries ...	14	125 354	7 028	205	11	(D)	(D)	CC	3	(D)
5122	Drugs, drug proprietaries, and druggists' sundries ...	14	125 354	7 028	205	11	(D)	(D)	CC	3	(D)
513	Apparel, piece goods, and notions	27	72 822	4 804	156	24	(D)	(D)	CC	3	(D)
5131	Piece goods, notions, and other dry goods	7	(D)	(D)	BB	7	(D)	(D)	BB	—	—
5136	Men's and boys' clothing and furnishings	10	(D)	(D)	BB	10	(D)	(D)	BB	—	—
5137	Women's, children's, and infants' clothing and accessories	5	(D)	(D)	AA	4	(D)	(D)	AA	1	(D)
5139	Footwear	5	38 541	1 774	50	3	(D)	(D)	BB	2	(D)
514	Groceries and related products	134	2 116 053	115 002	4 436	98	1 269 351	68 704	2 836	36	846 702
5141	Groceries, general line	10	(D)	(D)	FF	8	(D)	(D)	FF	2	(D)
5142	Packaged frozen foods	9	229 255	10 983	313	7	(D)	(D)	CC	2	(D)
5143	Dairy products, except dried or canned	13	28 060	3 472	141	10	26 258	3 404	131	3	1 802
5144	Poultry and poultry products	2	(D)	(D)	AA	2	(D)	(D)	AA	—	—
5145	Confectionery	15	(D)	(D)	EE	5	(D)	(D)	BB	10	(D)
5146	Fish and seafoods	4	8 238	530	39	3	(D)	(D)	BB	1	(D)
5147	Meats and meat products	23	333 277	17 586	753	21	(D)	(D)	EE	2	(D)
5148	Fresh fruits and vegetables	21	105 620	11 565	616	19	(D)	(D)	FF	2	(D)
5149	Groceries and related products, n.e.c.	37	(D)	(D)	GG	23	(D)	(D)	FF	14	(D)
515	Farm-product raw materials	19	(D)	(D)	CC	13	(D)	(D)	BB	6	75 976
5153	Grain and field beans	5	(D)	(D)	BB	5	(D)	(D)	BB	—	—
5154	Livestock	9	(D)	(D)	BB	3	(D)	(D)	AA	6	75 976
5159	Farm-product raw materials, n.e.c.	5	(D)	(D)	AA	5	(D)	(D)	AA	—	—
516	Chemicals and allied products	59	350 185	28 595	978	43	147 232	14 136	418	16	202 953
5162	Plastics materials and basic forms and shapes ...	11	78 432	9 216	271	7	(D)	(D)	CC	4	(D)
5169	Chemicals and allied products, n.e.c.	48	271 753	19 379	707	36	(D)	(D)	CC	12	(D)
517	Petroleum and petroleum products	25	636 760	6 968	207	16	189 892	4 726	156	9	446 868
5171	Petroleum bulk stations and terminals	18	(D)	(D)	CC	10	(D)	(D)	CC	8	(D)
5172	Petroleum and petroleum products wholesalers, except bulk stations and terminals	7	(D)	(D)	BB	6	(D)	(D)	BB	1	(D)
518	Beer, wine, and distilled alcoholic beverages	15	203 211	18 134	658	13	(D)	(D)	FF	2	(D)
5181	Beer and ale	8	121 607	11 602	392	6	(D)	(D)	EE	2	(D)
5182	Wine and distilled alcoholic beverages	7	81 604	6 532	266	7	81 604	6 532	266	—	—
519	Miscellaneous nondurable goods	131	(D)	(D)	GG	112	(D)	(D)	GG	19	50 738
5191	Farm supplies	12	22 604	2 083	79	10	(D)	(D)	BB	2	(D)
5192	Books, periodicals, and newspapers	15	34 006	4 256	146	13	(D)	(D)	CC	2	(D)
5193	Flowers, nursery stock, and florists' supplies	17	37 655	5 544	245	16	(D)	(D)	CC	1	(D)
5194	Tobacco and tobacco products	4	12 386	574	18	4	12 386	574	18	—	—
5198	Paints, varnishes, and supplies	15	39 332	4 137	275	8	(D)	(D)	CC	7	(D)
5199	Nondurable goods, n.e.c.	68	(D)	(D)	FF	61	(D)	(D)	FF	7	(D)
OUTAGAMIE COUNTY											
	Wholesale trade	307	1 590 096	123 342	4 269	271	1 207 636	111 627	3 976	36	382 460
50	Durable goods	204	756 718	80 299	2 643	181	624 118	70 663	2 436	23	132 600
501	Motor vehicles and motor vehicle parts and supplies	32	112 974	12 653	502	32	112 974	12 653	502	—	—
502	Furniture and home furnishings	7	7 115	1 156	36	7	7 115	1 156	36	—	—
503	Lumber and other construction materials	10	18 114	2 382	123	9	(D)	(D)	CC	1	(D)
504	Professional and commercial equipment and supplies	22	73 345	12 525	350	19	(D)	(D)	EE	3	(D)
505	Metals and minerals, except petroleum	5	(D)	(D)	BB	5	(D)	(D)	BB	—	—
506	Electrical goods	31	186 542	12 719	389	21	(D)	(D)	EE	10	(D)
507	Hardware, and plumbing and heating equipment and supplies	24	87 639	12 582	383	22	(D)	(D)	EE	2	(D)
508	Machinery, equipment, and supplies	59	176 357	20 218	640	53	164 096	18 955	617	6	12 261
509	Miscellaneous durable goods	14	(D)	(D)	CC	13	(D)	(D)	CC	1	(D)
51	Nondurable goods	103	833 378	43 043	1 626	90	583 518	40 964	1 540	13	249 860
511	Paper and paper products	19	293 111	12 665	454	16	(D)	(D)	EE	3	(D)
512	Drugs, drug proprietaries, and druggists' sundries ...	1	(D)	(D)	BB	1	(D)	(D)	BB	—	—
513	Apparel, piece goods, and notions	5	1 238	172	10	5	1 238	172	10	—	—
514	Groceries and related products	15	285 649	14 263	531	13	(D)	(D)	FF	2	(D)
515	Farm-product raw materials	5	(D)	(D)	BB	4	(D)	(D)	AA	1	(D)
516	Chemicals and allied products	11	(D)	(D)	BB	7	(D)	(D)	BB	4	(D)
517	Petroleum and petroleum products	13	94 986	4 115	158	11	(D)	(D)	CC	2	(D)
518	Beer, wine, and distilled alcoholic beverages	2	(D)	(D)	BB	2	(D)	(D)	BB	—	—
519	Miscellaneous nondurable goods	32	(D)	(D)	EE	31	(D)	(D)	EE	1	(D)
RACINE COUNTY (Coextensive with Racine, WI PMSA; see table 7.)											

Table 6. Summary Statistics for Counties With 200 Establishments or More: 1992—Con.

[For meaning of abbreviations and symbols, see introductory text. For explanation of terms and comparability of 1987 and 1992 censuses, see appendix A. For information on geographic areas followed by ▲, see appendix F]

SIC code	Geographic area and kind of business	Estab-lish-ments (number)	Sales (\$1,000)	Annual payroll (\$1,000)	Paid employees for pay period including March 12 (number)	Merchant wholesalers				Other operating types	
						Estab-lish-ments (number)	Sales (\$1,000)	Annual payroll (\$1,000)	Paid employees for pay period including March 12 (number)	Estab-lish-ments (number)	Sales (\$1,000)
WAUKESHA COUNTY											
	Wholesale trade	1 266	8 650 981	530 294	16 261	919	3 525 013	366 587	11 979	347	5 125 968
50	Durable goods	941	4 479 665	360 750	10 564	676	1 918 000	240 788	7 773	265	2 561 665
501	Motor vehicles and motor vehicle parts and supplies	81	815 680	21 632	823	71	(D)	(D)	FF	10	(D)
5012	Automobiles and other motor vehicles	18	720 257	7 363	227	16	(D)	(D)	CC	2	(D)
5013	Motor vehicle supplies and new parts	54	71 133	10 520	450	48	58 566	10 047	428	6	12 567
5014	Tires and tubes	5	(D)	(D)	CC	3	(D)	(D)	BB	2	(D)
5015	Motor vehicle parts, used	4	(D)	(D)	BB	4	(D)	(D)	BB	—	—
502	Furniture and home furnishings	26	83 797	8 741	296	19	49 175	7 031	262	7	34 622
5021	Furniture	13	59 167	5 374	183	8	(D)	(D)	CC	5	(D)
5023	Home furnishings	13	24 630	3 367	113	11	(D)	(D)	CC	2	(D)
503	Lumber and other construction materials	55	168 230	18 667	551	40	135 551	16 340	488	15	32 679
5031	Lumber, plywood, millwork, and wood panels	21	89 129	7 685	237	19	(D)	(D)	CC	2	(D)
5032	Brick, stone, and related construction materials	10	(D)	(D)	BB	5	(D)	(D)	BB	5	7 039
5033	Roofing, siding, and insulation materials	9	29 748	4 227	90	5	22 172	3 296	68	4	7 576
5039	Construction materials, n.e.c.	15	(D)	(D)	CC	11	(D)	(D)	CC	4	(D)
504	Professional and commercial equipment and supplies	151	738 665	82 786	2 345	117	328 450	48 918	1 646	34	410 215
5043	Photographic equipment and supplies	5	8 748	763	19	2	(D)	(D)	AA	3	(D)
5044	Office equipment	22	122 965	22 013	711	18	(D)	(D)	EE	4	(D)
5045	Computers and computer peripheral equipment and software	58	305 218	33 215	852	45	90 028	16 905	500	13	215 190
5046	Commercial equipment, n.e.c.	13	(D)	(D)	CC	11	(D)	(D)	CC	2	(D)
5047	Medical, dental, and hospital equipment and supplies	45	256 357	21 468	555	33	(D)	(D)	EE	12	(D)
5048	Ophthalmic goods	1	(D)	(D)	BB	1	(D)	(D)	BB	—	—
5049	Professional equipment and supplies, n.e.c.	7	(D)	(D)	BB	7	(D)	(D)	BB	—	—
505	Metals and minerals, except petroleum	51	188 869	10 646	304	24	56 816	6 329	214	27	132 053
5051	Metals service centers and offices	51	188 869	10 646	304	24	56 816	6 329	214	27	132 053
5052	Coal and other minerals and ores	—	—	—	—	—	—	—	—	—	—
506	Electrical goods	138	1 014 584	64 602	1 550	78	269 372	27 576	813	60	745 212
5063	Electrical apparatus and equipment, wiring supplies, and construction materials	74	659 145	35 817	862	39	130 565	12 688	398	35	528 580
5064	Electrical appliances, television and radio sets	7	111 403	4 404	77	4	(D)	(D)	BB	3	(D)
5065	Electronic parts and equipment, n.e.c.	57	244 036	24 381	611	35	(D)	(D)	EE	22	(D)
507	Hardware, and plumbing and heating equipment and supplies	91	332 502	33 924	975	59	179 460	21 606	682	32	153 042
5072	Hardware	37	185 292	18 519	561	27	104 053	11 810	403	10	81 239
5074	Plumbing and heating equipment and supplies (hydronics)	30	78 632	8 237	243	17	46 822	6 428	194	13	31 810
5075	Warm air heating and air-conditioning equipment and supplies	20	56 053	6 459	149	12	(D)	(D)	BB	8	(D)
5078	Refrigeration equipment and supplies	4	12 525	709	22	3	(D)	(D)	AA	1	(D)
508	Machinery, equipment, and supplies	298	934 404	103 578	3 104	230	620 646	84 372	2 556	68	313 758
5082	Construction and mining (except petroleum) machinery and equipment	17	90 303	13 018	366	14	61 075	8 035	211	3	29 228
5083	Farm and garden machinery and equipment	10	42 118	4 517	172	7	(D)	(D)	BB	3	(D)
5084	Industrial machinery and equipment	179	517 618	57 679	1 677	132	373 673	49 700	1 478	47	143 945
5085	Industrial supplies	68	247 430	23 552	715	55	152 777	21 061	655	13	94 653
5087	Service establishment equipment and supplies	22	(D)	(D)	CC	20	(D)	(D)	CC	2	(D)
5088	Transportation equipment and supplies, except motor vehicles	2	(D)	(D)	AA	2	(D)	(D)	AA	—	—
509	Miscellaneous durable goods	50	202 934	16 174	616	38	(D)	(D)	EE	12	(D)
5091	Sporting and recreational goods and supplies	12	92 129	4 905	157	9	66 371	4 260	142	3	25 758
5092	Toys and hobby goods and supplies	6	47 686	4 004	165	5	(D)	(D)	BB	1	(D)
5093	Scrap and waste materials	6	5 805	1 125	63	6	5 805	1 125	63	—	—
5094	Jewelry, watches, precious stones, and precious metals	5	4 013	389	14	4	(D)	(D)	AA	1	(D)
5099	Durable goods, n.e.c.	21	53 301	5 751	217	14	(D)	(D)	BB	7	(D)
51	Nondurable goods	325	4 171 316	169 544	5 697	243	1 607 013	125 799	4 206	82	2 564 303
511	Paper and paper products	58	361 825	23 376	738	47	264 665	20 149	657	11	97 160
5111	Printing and writing paper	9	165 212	8 379	199	9	165 212	8 379	199	—	—
5112	Stationery and office supplies	31	81 273	8 143	318	24	35 878	5 255	244	7	45 395
5113	Industrial and personal service paper	18	115 340	6 854	221	14	63 575	6 515	214	4	51 765
512	Drugs, drug proprietaries, and druggists' sundries	6	13 778	2 610	101	6	13 778	2 610	101	—	—
5122	Drugs, drug proprietaries, and druggists' sundries ..	6	13 778	2 610	101	6	13 778	2 610	101	—	—
513	Apparel, piece goods, and notions	24	32 087	4 235	201	18	(D)	(D)	CC	6	(D)
5131	Piece goods, notions, and other dry goods	6	(D)	(D)	AA	4	(D)	(D)	AA	2	(D)
5136	Men's and boys' clothing and furnishings	6	(D)	(D)	BB	5	12 736	2 152	85	1	(D)
5137	Women's, children's, and infants' clothing and accessories	7	(D)	(D)	BB	6	8 226	1 257	78	1	(D)
5139	Footwear	5	(D)	(D)	AA	3	1 871	293	14	2	(D)
514	Groceries and related products	84	3 105 268	89 728	2 972	47	753 553	53 295	1 695	37	2 351 715
5141	Groceries, general line	10	751 297	14 409	522	4	14 867	456	25	6	736 430
5142	Packaged frozen foods	19	659 276	26 800	849	5	290 303	18 537	589	14	368 973
5143	Dairy products, except dried or canned	12	(D)	(D)	CC	10	(D)	(D)	BB	2	(D)
5144	Poultry and poultry products	—	—	—	—	—	—	—	—	—	—
5145	Confectionery	5	(D)	(D)	BB	2	(D)	(D)	BB	3	(D)

Table 6. Summary Statistics for Counties With 200 Establishments or More: 1992—Con.

[For meaning of abbreviations and symbols, see introductory text. For explanation of terms and comparability of 1987 and 1992 censuses, see appendix A. For information on geographic areas followed by ▲, see appendix F]

SIC code	Geographic area and kind of business	Establishments (number)	Sales (\$1,000)	Annual payroll (\$1,000)	Paid employees for pay period including March 12 (number)	Merchant wholesalers			Other operating types	
						Establishments (number)	Sales (\$1,000)	Annual payroll (\$1,000)	Paid employees for pay period including March 12 (number)	Establishments (number)
WAUKESHA COUNTY—Con.										
51	Nondurable goods—Con.									
514	Groceries and related products—Con.									
5146	Fish and seafoods.....	—	—	—	—	—	—	—	—	—
5147	Meats and meat products.....	7	(D)	(D)	CC	6	(D)	(D)	CC	1
5148	Fresh fruits and vegetables.....	4	(D)	(D)	BB	4	(D)	(D)	BB	—
5149	Groceries and related products, n.e.c.	27	(D)	(D)	GG	16	(D)	(D)	FF	11
515	Farm-product raw materials.....	2	(D)	(D)	AA	2	(D)	(D)	AA	—
5153	Grain and field beans.....	—	—	—	—	—	—	—	—	—
5154	Livestock.....	1	(D)	(D)	AA	1	(D)	(D)	AA	—
5159	Farm-product raw materials, n.e.c.....	1	(D)	(D)	AA	1	(D)	(D)	AA	—
516	Chemicals and allied products.....	46	196 799	19 966	613	38	154 508	18 020	567	8
5162	Plastics materials and basic forms and shapes ...	15	82 801	11 764	381	12	77 948	11 687	377	3
5169	Chemicals and allied products, n.e.c.....	31	113 998	8 202	232	26	76 560	6 333	190	5
517	Petroleum and petroleum products.....	18	204 612	7 595	229	16	(D)	(D)	CC	2
5171	Petroleum bulk stations and terminals.....	14	(D)	(D)	CC	13	194 045	7 202	215	1
5172	Petroleum and petroleum products wholesalers, except bulk stations and terminals.....	4	(D)	(D)	AA	3	(D)	(D)	AA	1
518	Beer, wine, and distilled alcoholic beverages.....	9	(D)	(D)	EE	6	84 014	7 781	318	3
5181	Beer and ale.....	3	(D)	(D)	CC	3	(D)	(D)	CC	—
5182	Wine and distilled alcoholic beverages.....	6	(D)	(D)	CC	3	(D)	(D)	CC	3
519	Miscellaneous nondurable goods.....	78	145 457	13 430	497	63	(D)	(D)	EE	15
5191	Farm supplies.....	9	11 346	1 169	63	7	(D)	(D)	BB	2
5192	Books, periodicals, and newspapers.....	7	36 578	4 240	134	6	(D)	(D)	CC	1
5193	Flowers, nursery stock, and florists' supplies.....	6	2 875	630	32	6	2 875	630	32	—
5194	Tobacco and tobacco products.....	3	16 893	334	14	3	16 893	334	14	—
5198	Paints, varnishes, and supplies.....	16	(D)	(D)	BB	12	7 004	658	36	4
5199	Nondurable goods, n.e.c.....	37	(D)	(D)	CC	29	(D)	(D)	CC	8
WINNEBAGO COUNTY										
	Wholesale trade.....	217	1 128 546	74 376	2 656	186	651 707	61 542	2 295	31
50	Durable goods.....	137	320 909	35 416	1 270	125	(D)	(D)	GG	12
501	Motor vehicles and motor vehicle parts and supplies.....	20	18 766	2 454	124	19	(D)	(D)	CC	1
502	Furniture and homefurnishings.....	4	(D)	(D)	BB	3	(D)	(D)	BB	1
503	Lumber and other construction materials.....	10	35 728	3 003	114	9	(D)	(D)	CC	1
504	Professional and commercial equipment and supplies.....	20	(D)	(D)	EE	19	(D)	(D)	EE	1
505	Metals and minerals, except petroleum.....	6	41 792	4 090	154	6	41 792	4 090	154	—
506	Electrical goods.....	9	(D)	(D)	CC	7	(D)	(D)	CC	2
507	Hardware, and plumbing and heating equipment and supplies.....	14	(D)	(D)	BB	13	(D)	(D)	BB	1
508	Machinery, equipment, and supplies.....	35	85 858	6 540	235	31	(D)	(D)	CC	4
509	Miscellaneous durable goods.....	19	(D)	(D)	CC	18	(D)	(D)	CC	1
51	Nondurable goods.....	80	807 637	38 960	1 386	61	(D)	(D)	GG	19
511	Paper and paper products.....	20	496 343	18 617	497	15	(D)	(D)	EE	5
512	Drugs, drug proprietaries, and druggists' sundries.....	—	—	—	—	—	—	—	—	—
513	Apparel, piece goods, and notions.....	3	(D)	(D)	AA	2	(D)	(D)	AA	1
514	Groceries and related products.....	19	145 007	6 189	286	14	(D)	(D)	CC	5
515	Farm-product raw materials.....	1	(D)	(D)	AA	1	(D)	(D)	AA	—
516	Chemicals and allied products.....	8	(D)	(D)	CC	3	(D)	(D)	BB	5
517	Petroleum and petroleum products.....	6	(D)	(D)	BB	5	(D)	(D)	BB	1
518	Beer, wine, and distilled alcoholic beverages.....	4	(D)	(D)	CC	4	(D)	(D)	CC	—
519	Miscellaneous nondurable goods.....	19	(D)	(D)	EE	17	(D)	(D)	CC	2

Table 7. Summary Statistics for Metropolitan Areas: 1992

[For meaning of abbreviations and symbols, see introductory text. For explanation of terms and comparability of 1987 and 1992 censuses, see appendix A. For definitions of CMSA's, MSA's, and PMSA's, see appendix D]

SIC code	Geographic area and kind of business	Estab-lish-ments (number)	Sales (\$1,000)	Annual payroll (\$1,000)	Paid employees for pay period including March 12 (number)	Merchant wholesalers			Other operating types		
						Estab-lish-ments (number)	Sales (\$1,000)	Annual payroll (\$1,000)	Paid employees for pay period including March 12 (number)	Estab-lish-ments (number)	Sales (\$1,000)
APPLETON-OSHKOSH-NEENAH, WI MSA											
	Wholesale trade	580	2 845 829	214 230	7 738	507	1 960 871	187 670	7 017	73	884 958
50	Durable goods	371	1 154 152	127 693	4 413	331	953 161	115 113	4 115	40	200 991
501	Motor vehicles and motor vehicle parts and supplies	57	(D)	(D)	FF	56	(D)	(D)	FF	1	(D)
5012	Automobiles and other motor vehicles	9	83 519	6 262	261	9	83 519	6 262	261	—	—
5013	Motor vehicle supplies and new parts	36	(D)	(D)	EE	35	(D)	(D)	EE	1	(D)
5014	Tires and tubes	4	(D)	(D)	BB	4	(D)	(D)	BB	—	—
5015	Motor vehicle parts, used	8	(D)	(D)	BB	8	(D)	(D)	BB	—	—
502	Furniture and home furnishings	11	(D)	(D)	BB	10	(D)	(D)	BB	1	(D)
5021	Furniture	4	(D)	(D)	BB	3	(D)	(D)	BB	1	(D)
5023	Home furnishings	7	5 052	1 033	40	7	5 052	1 033	40	—	—
503	Lumber and other construction materials	20	53 842	5 385	237	18	(D)	(D)	CC	2	(D)
5031	Lumber, plywood, millwork, and wood panels	10	35 985	3 673	135	9	(D)	(D)	CC	1	(D)
5032	Brick, stone, and related construction materials	4	5 973	729	24	4	5 973	729	24	—	—
5033	Roofing, siding, and insulation materials	2	(D)	(D)	AA	1	(D)	(D)	AA	1	(D)
5039	Construction materials, n.e.c.	4	(D)	(D)	BB	4	(D)	(D)	BB	—	—
504	Professional and commercial equipment and supplies	45	128 956	21 580	660	40	99 916	16 473	546	5	29 040
5043	Photographic equipment and supplies	—	—	—	—	—	—	—	—	—	—
5044	Office equipment	13	32 938	7 674	208	11	(D)	(D)	CC	2	(D)
5045	Computers and computer peripheral equipment and software	17	61 361	9 068	290	14	(D)	(D)	CC	3	(D)
5046	Commercial equipment, n.e.c.	7	9 820	1 316	45	7	9 820	1 316	45	—	—
5047	Medical, dental, and hospital equipment and supplies	1	(D)	(D)	AA	1	(D)	(D)	AA	—	—
5048	Ophthalmic goods	2	(D)	(D)	AA	2	(D)	(D)	AA	—	—
5049	Professional equipment and supplies, n.e.c.	5	(D)	(D)	CC	5	(D)	(D)	CC	—	—
505	Metals and minerals, except petroleum	12	76 947	6 668	233	12	76 947	6 668	233	—	—
5051	Metals service centers and offices	12	76 947	6 668	233	12	76 947	6 668	233	—	—
5052	Coal and other minerals and ores	—	—	—	—	—	—	—	—	—	—
506	Electrical goods	43	233 329	19 010	520	30	136 987	14 923	419	13	96 342
5063	Electrical apparatus and equipment, wiring supplies, and construction materials	28	197 326	13 792	350	18	108 651	11 802	303	10	88 675
5064	Electrical appliances, television and radio sets	—	—	—	—	—	—	—	—	—	—
5065	Electronic parts and equipment, n.e.c.	15	36 003	5 218	170	12	28 336	3 121	116	3	7 667
507	Hardware, and plumbing and heating equipment and supplies	39	119 141	19 065	647	36	110 696	17 984	628	3	8 445
5072	Hardware	12	39 477	7 863	295	11	(D)	(D)	EE	1	(D)
5074	Plumbing and heating equipment and supplies (hydronics)	15	46 195	7 352	240	14	(D)	(D)	CC	1	(D)
5075	Warm air heating and air-conditioning equipment and supplies	11	(D)	(D)	CC	10	27 212	2 959	(D)	1	(D)
5078	Refrigeration equipment and supplies	1	(D)	(D)	AA	1	(D)	(D)	AA	—	—
508	Machinery, equipment, and supplies	106	293 685	31 359	1 065	94	232 859	29 265	1 011	12	60 826
5082	Construction and mining (except petroleum) machinery and equipment	7	16 511	1 437	48	7	16 511	1 437	48	—	—
5083	Farm and garden machinery and equipment	33	69 741	8 883	378	32	(D)	(D)	EE	1	(D)
5084	Industrial machinery and equipment	34	89 126	9 885	272	27	77 032	8 636	248	7	12 094
5085	Industrial supplies	25	106 783	9 620	315	21	(D)	(D)	EE	4	(D)
5087	Service establishment equipment and supplies	3	(D)	(D)	AA	3	(D)	(D)	AA	—	—
5088	Transportation equipment and supplies, except motor vehicles	4	(D)	(D)	BB	4	(D)	(D)	BB	—	—
509	Miscellaneous durable goods	38	(D)	(D)	EE	35	(D)	(D)	EE	3	(D)
5091	Sporting and recreational goods and supplies	9	14 012	1 167	62	8	(D)	(D)	BB	1	(D)
5092	Toys and hobby goods and supplies	5	(D)	(D)	BB	4	(D)	(D)	BB	1	(D)
5093	Scrap and waste materials	15	12 170	2 311	121	15	12 170	2 311	121	—	—
5094	Jewelry, watches, precious stones, and precious metals	5	2 789	641	31	4	(D)	(D)	BB	1	(D)
5099	Durable goods, n.e.c.	4	(D)	(D)	BB	4	(D)	(D)	BB	—	—
51	Nondurable goods	209	1 691 677	86 537	3 325	176	1 007 710	72 557	2 902	33	683 967
511	Paper and paper products	39	789 454	31 282	951	31	331 397	26 789	838	8	458 057
5111	Printing and writing paper	7	(D)	(D)	EE	6	(D)	(D)	EE	1	(D)
5112	Stationery and office supplies	15	(D)	(D)	CC	12	(D)	(D)	CC	3	(D)
5113	Industrial and personal service paper	17	526 687	15 104	424	13	(D)	(D)	EE	4	(D)
512	Drugs, drug proprietaries, and druggists' sundries	1	(D)	(D)	BB	1	(D)	(D)	BB	—	—
5122	Drugs, drug proprietaries, and druggists' sundries	1	(D)	(D)	BB	1	(D)	(D)	BB	—	—
513	Apparel, piece goods, and notions	11	23 004	2 955	218	9	(D)	(D)	CC	2	(D)
5131	Piece goods, notions, and other dry goods	2	(D)	(D)	AA	2	(D)	(D)	AA	—	—
5136	Men's and boys' clothing and furnishings	4	(D)	(D)	AA	2	(D)	(D)	AA	2	(D)
5137	Women's, children's, and infants' clothing and accessories	4	(D)	(D)	CC	4	(D)	(D)	CC	—	—
5139	Footwear	1	(D)	(D)	AA	1	(D)	(D)	AA	—	—
514	Groceries and related products	40	442 244	20 975	850	33	(D)	(D)	FF	7	(D)
5141	Groceries, general line	3	(D)	(D)	EE	3	(D)	(D)	EE	—	—
5142	Packaged frozen foods	3	(D)	(D)	EE	3	(D)	(D)	EE	—	—
5143	Dairy products, except dried or canned	8	(D)	(D)	BB	7	(D)	(D)	BB	1	(D)
5144	Poultry and poultry products	—	—	—	—	—	—	—	—	—	—
5145	Confectionery	1	(D)	(D)	AA	1	(D)	(D)	AA	—	—

Table 7. Summary Statistics for Metropolitan Areas: 1992—Con.

[For meaning of abbreviations and symbols, see introductory text. For explanation of terms and comparability of 1987 and 1992 censuses, see appendix A. For definitions of CMSA's, MSA's, and PMSA's, see appendix D]

SIC code	Geographic area and kind of business	Estab-lish-ments (number)	Sales (\$1,000)	Annual payroll (\$1,000)	Paid employees for pay period including March 12 (number)	Merchant wholesalers			Other operating types		
						Estab-lish-ments (number)	Sales (\$1,000)	Annual payroll (\$1,000)	Paid employees for pay period including March 12 (number)	Estab-lish-ments (number)	Sales (\$1,000)
APPLETON—OSHKOSH—NEENAH, WI MSA—Con.											
51	Nondurable goods—Con.										
514	Groceries and related products—Con.										
5146	Fish and seafoods	5	6 164	402	20	5	6 164	402	20	—	
5147	Meats and meat products	7	23 913	617	29	7	23 913	617	29	—	
5148	Fresh fruits and vegetables	—	—	—	—	—	—	—	—	—	
5149	Groceries and related products, n.e.c.	13	136 723	4 898	200	7	(D)	(D)	BB	6 (D)	
515	Farm-product raw materials	8	(D)	(D)	BB	7	(D)	(D)	BB	1 (D)	
5153	Grain and field beans	3	(D)	(D)	AA	3	(D)	(D)	AA	—	
5154	Livestock	4	(D)	(D)	BB	3	1 999	91	(D)	1 (D)	
5159	Farm-product raw materials, n.e.c.	1	(D)	(D)	AA	1	(D)	(D)	AA	—	
516	Chemicals and allied products	19	97 204	6 424	192	10	(D)	(D)	BB	9 (D)	
5162	Plastics materials and basic forms and shapes	5	33 080	939	37	3	(D)	(D)	AA	2 (D)	
5169	Chemicals and allied products, n.e.c.	14	64 124	5 485	155	7	(D)	(D)	BB	7 (D)	
517	Petroleum and petroleum products	26	132 641	6 177	263	23	(D)	(D)	CC	3 (D)	
5171	Petroleum bulk stations and terminals	22	(D)	(D)	CC	20	(D)	(D)	CC	2 (D)	
5172	Petroleum and petroleum products wholesalers, except bulk stations and terminals	4	(D)	(D)	BB	3	(D)	(D)	BB	1 (D)	
518	Beer, wine, and distilled alcoholic beverages	6	65 648	6 477	205	6	65 648	6 477	205	—	
5181	Beer and ale	4	(D)	(D)	CC	4	(D)	(D)	CC	—	
5182	Wine and distilled alcoholic beverages	2	(D)	(D)	BB	2	(D)	(D)	BB	—	
519	Miscellaneous nondurable goods	59	(D)	(D)	FF	56	(D)	(D)	FF	3 (D)	
5191	Farm supplies	31	50 750	4 622	239	31	50 750	4 622	239	—	
5192	Books, periodicals, and newspapers	5	(D)	(D)	CC	5	(D)	(D)	CC	—	
5193	Flowers, nursery stock, and florists' supplies	2	(D)	(D)	AA	2	(D)	(D)	AA	—	
5194	Tobacco and tobacco products	2	(D)	(D)	BB	2	(D)	(D)	BB	—	
5198	Paints, varnishes, and supplies	4	3 283	300	11	2	(D)	(D)	AA	2 (D)	
5199	Nondurable goods, n.e.c.	15	23 839	3 011	164	14	(D)	(D)	CC	1 (D)	
CHICAGO—GARY—KENOSHA, IL-IN-WI CMSA											
	Wholesale trade	18 573	188 478 969	9 369 894	266 314	14 244	87 210 219	6 229 071	190 532	4 329	101 268 750
50	Durable goods	12 376	104 499 592	6 156 390	168 611	9 511	50 310 173	4 190 590	123 871	2 865	54 189 419
501	Motor vehicles and motor vehicle parts and supplies	1 226	(D)	(D)	JJ	1 088	(D)	(D)	JJ	138	14 078 888
5012	Automobiles and other motor vehicles	208	17 880	238	143 750	4 304	6 262 515	98 490	2 747	32	11 617 723
5013	Motor vehicle supplies and new parts	781	(D)	(D)	JJ	688	(D)	(D)	II	93	(D)
5014	Tires and tubes	99	(D)	(D)	GG	86	(D)	(D)	FF	13	(D)
5015	Motor vehicle parts, used	138	(D)	(D)	GG	138	(D)	(D)	GG	—	—
502	Furniture and home furnishings	773	(D)	(D)	II	514	(D)	(D)	II	259	(D)
5021	Furniture	370	(D)	(D)	HH	236	(D)	(D)	GG	134	(D)
5023	Home furnishings	403	2 393 627	154 338	4 867	278	(D)	(D)	HH	125	(D)
503	Lumber and other construction materials	673	2 877 061	215 711	6 535	531	(D)	(D)	II	142	(D)
5031	Lumber, plywood, millwork, and wood panels	278	1 315 718	97 076	2 802	229	888 977	80 623	2 364	49	426 741
5032	Brick, stone, and related construction materials	146	622 954	44 607	1 289	111	206 079	26 687	805	35	416 875
5033	Roofing, siding, and insulation materials	115	(D)	(D)	GG	80	(D)	(D)	FF	35	333 015
5039	Construction materials, n.e.c.	134	(D)	(D)	GG	111	(D)	(D)	GG	23	(D)
504	Professional and commercial equipment and supplies	1 804	19 009 193	1 645 476	39 186	1 447	9 714 288	879 871	24 030	357	9 294 905
5043	Photographic equipment and supplies	88	1 553 887	99 281	2 621	75	587 831	48 951	1 349	13	966 056
5044	Office equipment	277	1 454 750	212 739	6 647	232	(D)	(D)	HH	45	(D)
5045	Computers and computer peripheral equipment and software	642	8 142 721	761 457	15 432	527	(D)	(D)	II	115	(D)
5046	Commercial equipment, n.e.c.	214	(D)	(D)	HH	171	797 044	85 538	(D)	43	(D)
5047	Medical, dental, and hospital equipment and supplies	395	5 969 332	363 311	8 514	288	1 417 582	146 279	4 181	107	4 551 750
5048	Ophthalmic goods	60	(D)	(D)	FF	49	(D)	(D)	FF	11	38 326
5049	Professional equipment and supplies, n.e.c.	128	(D)	(D)	HH	105	(D)	(D)	GG	23	210 721
505	Metals and minerals, except petroleum	774	13 992 112	538 632	14 420	548	6 474 988	425 151	11 404	226	7 517 124
5051	Metals service centers and offices	748	13 371 962	524 414	14 144	533	6 256 095	421 266	11 330	215	7 115 867
5052	Coal and other minerals and ores	26	620 150	14 218	276	15	218 893	3 885	74	11	401 257
506	Electrical goods	1 759	(D)	(D)	KK	1 205	(D)	(D)	JJ	554	(D)
5063	Electrical apparatus and equipment, wiring supplies, and construction materials	830	4 260 803	334 757	9 703	595	(D)	(D)	II	235	(D)
5064	Electrical appliances, television and radio sets	171	3 686 433	161 364	4 579	123	(D)	(D)	HH	48	(D)
5065	Electronic parts and equipment, n.e.c.	758	(D)	(D)	JJ	487	(D)	(D)	II	271	(D)
507	Hardware, and plumbing and heating equipment and supplies	1 038	4 856 651	389 615	11 173	810	2 638 610	303 433	9 112	228	2 218 041
5072	Hardware	519	(D)	(D)	II	417	(D)	(D)	HH	102	1 016 631
5074	Plumbing and heating equipment and supplies (hydronics)	284	(D)	(D)	HH	214	760 100	95 923	(D)	70	(D)
5075	Warm air heating and air-conditioning equipment and supplies	173	656 862	59 177	1 688	136	(D)	(D)	GG	37	(D)
5078	Refrigeration equipment and supplies	62	198 751	16 445	450	43	(D)	(D)	EE	19	(D)

WI-32 WISCONSIN

WHOLESALE TRADE—GEOGRAPHIC AREA SERIES

Table 7. Summary Statistics for Metropolitan Areas: 1992—Con.

[For meaning of abbreviations and symbols, see introductory text. For explanation of terms and comparability of 1987 and 1992 censuses, see appendix A. For definitions of CMSA's, MSA's, and PMSA's, see appendix D]

SIC code	Geographic area and kind of business	Estab-lish-ments (number)	Sales (\$1,000)	Annual payroll (\$1,000)	Paid employees for pay period including March 12 (number)	Merchant wholesalers			Other operating types	
						Estab-lish-ments (number)	Sales (\$1,000)	Annual payroll (\$1,000)	Paid employees for pay period including March 12 (number)	Estab-lish-ments (number)
CHICAGO—GARY—KENOSHA, IL—IN—WI CMSA—Con.										
50	Durable goods—Con.									
508	Machinery, equipment, and supplies	2 887	13 929 944	1 179 473	31 352	2 183	(D)	(D)	JJ	704 (D)
5082	Construction and mining (except petroleum) machinery and equipment	123	(D)	(D)	GG 97	(D)	(D)	GG	26 (D)	
5083	Farm and garden machinery and equipment	124	(D)	(D)	GG 108	(D)	(D)	GG	16 (D)	
5084	Industrial machinery and equipment	1 534	7 265 687	702 366	17 332	1 099	4 212 478	512 729	13 114	3 053 209
5085	Industrial supplies	719	3 728 715	268 253	7 456	549	(D)	(D)	II	170 (D)
5087	Service establishment equipment and supplies	286	(D)	(D)	HH 257	(D)	(D)	GG	29 (D)	
5088	Transportation equipment and supplies, except motor vehicles	101	(D)	(D)	GG 73	479 167	31 534	(D)		28 (D)
509	Miscellaneous durable goods	1 442	(D)	(D)	JJ 1 185	(D)	(D)	JJ	257 (D)	
5091	Sporting and recreational goods and supplies	214	(D)	(D)	GG 158	468 623	47 196	(D)		56 (D)
5092	Toys and hobby goods and supplies	123	1 332 440	46 267	1 312	91	714 610	37 278	1 191	32 617 830
5093	Scrap and waste materials	401	1 940 760	140 103	4 852	386	(D)	(D)	HH	15 (D)
5094	Jewelry, watches, precious stones, and precious metals	284	1 020 358	73 986	2 813	254	(D)	(D)	HH	30 (D)
5099	Durable goods, n.e.c.	420	(D)	(D)	HH 296	(D)	(D)	GG	124	929 222
51	Nondurable goods.....	6 197	83 979 377	3 213 504	97 703	4 733	36 900 046	2 038 481	66 661	1 464 47 079 331
511	Paper and paper products	1 035	12 885 759	504 958	16 768	791	(D)	(D)	JJ	244 (D)
5111	Printing and writing paper	158	(D)	(D)	GG 109	(D)	(D)	GG	49 (D)	
5112	Stationery and office supplies	515	(D)	(D)	JJ 398	(D)	(D)	II	117	1 433 638
5113	Industrial and personal service paper	362	(D)	(D)	HH 284	2 495 839	113 856	(D)		78 (D)
512	Drugs, drug proprietaries, and druggists' sundries	254	(D)	(D)	JJ 203	(D)	(D)	HH	51	9 992 233
5122	Drugs, drug proprietaries, and druggists' sundries	254	(D)	(D)	JJ 203	(D)	(D)	HH	51	9 992 233
513	Apparel, piece goods, and notions	644	2 779 443	164 594	5 532	420	(D)	(D)	HH	224 (D)
5131	Piece goods, notions, and other dry goods	175	927 406	55 913	1 591	123	(D)	(D)	GG	52 (D)
5136	Men's and boys' clothing and furnishings	173	882 399	55 882	2 045	119	(D)	(D)	GG	54 (D)
5137	Women's, children's, and infants' clothing and accessories	247	(D)	(D)	GG 146	345 005	30 458	(D)	101	(D)
5139	Footwear	49	(D)	(D)	EE 32	(D)	(D)	EE	17	66 748
514	Groceries and related products	1 591	25 694 143	874 513	29 974	1 243	14 813 216	593 402	20 278	348 10 880 927
5141	Groceries, general line	178	(D)	(D)	II 146	(D)	(D)	HH	32	(D)
5142	Packaged frozen foods	150	(D)	(D)	HH 107	(D)	(D)	GG	43	900 457
5143	Dairy products, except dried or canned	161	1 423 702	58 223	2 010	138	729 687	43 391	1 566	23 694 015
5144	Poultry and poultry products	37	(D)	(D)	FF 32	381 158	21 563	(D)	5	(D)
5145	Confectionery	93	1 542 209	75 688	3 773	63	(D)	(D)	FF	30 (D)
5146	Fish and seafoods	49	(D)	(D)	FF 42	(D)	(D)	FF	7	(D)
5147	Meats and meat products	263	3 847 051	120 430	4 337	239	2 880 862	107 838	4 013	24 966 189
5148	Fresh fruits and vegetables	168	1 081 369	62 143	1 641	153	(D)	(D)	GG	15 (D)
5149	Groceries and related products, n.e.c.	492	(D)	(D)	II 323	(D)	(D)	HH	169	5 004 314
515	Farm-product raw materials	113	2 428 689	24 570	765	103	2 258 464	22 824	745	10 170 225
5153	Grain and field beans	87	2 186 643	21 474	677	84	(D)	(D)	FF	3 (D)
5154	Livestock	8	(D)	(D)	BB 6	(D)	(D)	BB	2	(D)
5159	Farm-product raw materials, n.e.c.	18	(D)	(D)	BB 13	(D)	(D)	BB	5	127 668
516	Chemicals and allied products	690	9 902 899	329 638	8 066	464	1 865 677	173 764	4 713	226 8 037 222
5162	Plastics materials and basic forms and shapes	204	(D)	(D)	GG 136	(D)	(D)	GG	68	2 608 059
5169	Chemicals and allied products, n.e.c.	486	(D)	(D)	II 328	(D)	(D)	HH	158	5 429 163
517	Petroleum and petroleum products	277	5 148 141	122 321	3 319	220	1 517 571	62 292	2 099	57 3 630 570
5171	Petroleum bulk stations and terminals	145	3 114 218	65 899	2 015	119	(D)	(D)	GG	26 (D)
5172	Petroleum and petroleum products wholesalers, except bulk stations and terminals	132	2 033 923	56 422	1 304	101	(D)	(D)	FF	31 (D)
518	Beer, wine, and distilled alcoholic beverages	124	2 516 545	193 047	5 049	113	(D)	(D)	HH	11 (D)
5181	Beer and ale	65	1 043 259	93 473	2 664	63	(D)	(D)	HH	2 (D)
5182	Wine and distilled alcoholic beverages	59	1 473 286	99 574	2 385	50	(D)	(D)	GG	9 (D)
519	Miscellaneous nondurable goods	1 469	(D)	(D)	JJ 1 176	(D)	(D)	JJ	293	(D)
5191	Farm supplies	200	(D)	(D)	GG 177	(D)	(D)	GG	23	2 043 186
5192	Books, periodicals, and newspapers	195	2 129 354	158 912	5 195	134	(D)	(D)	HH	61 (D)
5193	Flowers, nursery stock, and florists' supplies	133	(D)	(D)	GG 127	(D)	(D)	GG	6	(D)
5194	Tobacco and tobacco products	37	(D)	(D)	GG 36	(D)	(D)	GG	1	(D)
5198	Paints, varnishes, and supplies	146	522 921	38 069	1 209	85	(D)	(D)	FF	61 (D)
5199	Nondurable goods, n.e.c.	758	(D)	(D)	II 617	1 423 200	160 392	(D)	141	(D)
Chicago, IL PMSA										
	Wholesale trade	17 528	182 906 742	9 033 794	253 378	13 344	83 562 995	5 944 753	179 275	4 184 99 343 747
(See appropriate State for SIC detail.)										
Gary, IN PMSA										
	Wholesale trade	750	3 669 957	233 135	8 746	638	2 102 784	195 910	7 542	112 1 567 173
(See appropriate State for SIC detail.)										

Table 7. Summary Statistics for Metropolitan Areas: 1992—Con.

[For meaning of abbreviations and symbols, see introductory text. For explanation of terms and comparability of 1987 and 1992 censuses, see appendix A. For definitions of CMSA's, MSA's, and PMSA's, see appendix D]

SIC code	Geographic area and kind of business	Estab-lish-ments (number)	Sales (\$1,000)	Annual payroll (\$1,000)	Paid employees for pay period including March 12 (number)	Merchant wholesalers			Other operating types		
						Estab-lish-ments (number)	Sales (\$1,000)	Annual payroll (\$1,000)	Paid employees for pay period including March 12 (number)	Estab-lish-ments (number)	Sales (\$1,000)
CHICAGO-GARY-KENOSHA, IL-IN-WI CMSA—Con.											
Kankakee, IL PMSA											
	Wholesale trade	158	551 604	39 259	1 783	147	477 187	34 365	1 672	11	74 417
(See appropriate State for SIC detail.)											
Kenosha, WI PMSA											
	Wholesale trade	137	1 350 666	63 706	2 407	115	1 067 253	54 043	2 043	22	283 413
50	Durable goods	84	252 901	21 632	819	72	131 167	16 857	684	12	121 734
501	Motor vehicles and motor vehicle parts and supplies	16	(D)	(D)	CC	16	(D)	(D)	CC	—	—
502	Furniture and home furnishings	5	(D)	(D)	BB	4	(D)	(D)	AA	1	(D)
503	Lumber and other construction materials	3	17 539	1 654	49	2	(D)	(D)	BB	1	(D)
504	Professional and commercial equipment and supplies	9	29 640	2 613	108	7	(D)	(D)	BB	2	(D)
505	Metals and minerals, except petroleum	3	1 032	126	9	3	1 032	126	9	—	—
506	Electrical goods	8	(D)	(D)	BB	7	(D)	(D)	BB	1	(D)
507	Hardware, and plumbing and heating equipment and supplies	8	26 881	3 792	101	6	(D)	(D)	BB	2	(D)
508	Machinery, equipment, and supplies	24	121 602	7 456	244	19	52 797	7 069	226	5	68 805
509	Miscellaneous durable goods	8	(D)	(D)	BB	8	(D)	(D)	BB	—	—
51	Nondurable goods	53	1 097 765	42 074	1 588	43	936 086	37 186	1 359	10	161 679
511	Paper and paper products	4	2 521	255	13	4	2 521	255	13	—	—
512	Drugs, drug proprietaries, and druggists' sundries	1	(D)	(D)	AA	1	(D)	(D)	AA	—	—
513	Apparel, piece goods, and notions	3	(D)	(D)	AA	1	(D)	(D)	AA	2	(D)
514	Groceries and related products	18	1 010 235	36 967	1 327	13	(D)	(D)	GG	5	(D)
515	Farm-product raw materials	—	—	—	—	—	—	—	—	—	—
516	Chemicals and allied products	4	(D)	(D)	BB	3	(D)	(D)	AA	1	(D)
517	Petroleum and petroleum products	2	(D)	(D)	AA	2	(D)	(D)	AA	—	—
518	Beer, wine, and distilled alcoholic beverages	5	36 310	2 843	135	5	36 310	2 843	135	—	—
519	Miscellaneous nondurable goods	16	(D)	(D)	BB	14	(D)	(D)	BB	2	(D)
DULUTH-SUPERIOR, MN-WI MSA											
	Wholesale trade	400	2 008 068	116 852	4 513	363	1 726 241	108 302	4 278	37	281 827
50	Durable goods	284	726 012	66 774	2 619	265	625 986	63 503	2 528	19	100 026
501	Motor vehicles and motor vehicle parts and supplies	56	77 531	9 559	432	56	77 531	9 559	432	—	—
502	Furniture and home furnishings	5	(D)	(D)	BB	5	(D)	(D)	BB	—	—
503	Lumber and other construction materials	18	122 832	6 967	298	14	(D)	(D)	EE	4	(D)
504	Professional and commercial equipment and supplies	30	122 870	14 266	535	30	122 870	14 266	535	—	—
505	Metals and minerals, except petroleum	6	10 731	990	41	6	10 731	990	41	—	—
506	Electrical goods	20	53 715	3 864	148	16	(D)	(D)	CC	4	(D)
507	Hardware, and plumbing and heating equipment and supplies	16	37 423	4 837	157	16	37 423	4 837	157	—	—
508	Machinery, equipment, and supplies	99	266 574	22 101	771	89	206 982	20 718	730	10	59 592
509	Miscellaneous durable goods	34	(D)	(D)	CC	33	(D)	(D)	CC	1	(D)
51	Nondurable goods	116	1 282 056	50 078	1 894	98	1 100 255	44 799	1 750	18	181 801
511	Paper and paper products	16	24 589	4 708	222	13	22 221	4 485	216	3	2 368
512	Drugs, drug proprietaries, and druggists' sundries	2	(D)	(D)	BB	2	(D)	(D)	BB	—	—
513	Apparel, piece goods, and notions	3	5 049	627	29	3	5 049	627	29	—	—
514	Groceries and related products	32	387 110	21 518	739	25	(D)	(D)	FF	7	(D)
515	Farm-product raw materials	7	448 471	3 553	138	7	448 471	3 553	138	—	—
516	Chemicals and allied products	9	(D)	(D)	BB	6	(D)	(D)	BB	3	(D)
517	Petroleum and petroleum products	18	232 803	6 092	309	13	(D)	(D)	EE	5	(D)
518	Beer, wine, and distilled alcoholic beverages	14	60 819	6 350	214	14	60 819	6 350	214	—	—
519	Miscellaneous nondurable goods	15	(D)	(D)	CC	15	(D)	(D)	CC	—	—

WI-34 WISCONSIN

WHOLESALE TRADE—GEOGRAPHIC AREA SERIES

Table 7. Summary Statistics for Metropolitan Areas: 1992—Con.

[For meaning of abbreviations and symbols, see introductory text. For explanation of terms and comparability of 1987 and 1992 censuses, see appendix A. For definitions of CMSA's, MSA's, and PMSA's, see appendix D]

SIC code	Geographic area and kind of business	Estab-lish-ments (number)	Sales (\$1,000)	Annual payroll (\$1,000)	Paid employees for pay period including March 12 (number)	Merchant wholesalers			Other operating types		
						Estab-lish-ments (number)	Sales (\$1,000)	Annual payroll (\$1,000)	Paid employees for pay period including March 12 (number)	Estab-lish-ments (number)	Sales (\$1,000)
EAU CLAIRE, WI MSA											
	Wholesale trade	244	801 363	62 594	2 732	217	474 064	48 432	2 271	27	327 299
50	Durable goods	146	421 680	39 685	1 532	134	264 043	30 524	1 271	12	157 637
501	Motor vehicles and motor vehicle parts and supplies	33	58 771	7 454	394	32	(D)	(D)	EE	1	(D)
502	Furniture and homefurnishings	4	(D)	(D)	AA	2	(D)	(D)	AA	2	(D)
503	Lumber and other construction materials	8	26 266	2 099	74	6	(D)	(D)	BB	2	(D)
504	Professional and commercial equipment and supplies	26	33 720	4 948	190	23	26 774	3 962	158	3	6 946
505	Metals and minerals, except petroleum	1	(D)	(D)	AA	1	(D)	(D)	AA	—	—
506	Electrical goods	11	167 662	10 550	326	9	(D)	(D)	CC	2	(D)
507	Hardware, and plumbing and heating equipment and supplies	13	33 236	3 722	147	13	33 236	3 722	147	—	—
508	Machinery, equipment, and supplies	34	(D)	(D)	CC	33	(D)	(D)	CC	1	(D)
509	Miscellaneous durable goods	16	(D)	(D)	CC	15	(D)	(D)	CC	1	(D)
51	Nondurable goods	98	379 683	22 909	1 200	83	210 021	17 908	1 000	15	169 662
511	Paper and paper products	11	10 615	1 198	71	9	(D)	(D)	BB	2	(D)
512	Drugs, drug proprietaries, and druggists' sundries	5	(D)	(D)	BB	5	(D)	(D)	BB	—	—
513	Apparel, piece goods, and notions	3	1 605	117	10	2	(D)	(D)	AA	1	(D)
514	Groceries and related products	22	97 808	9 751	415	18	52 143	5 984	276	4	45 665
515	Farm-product raw materials	4	(D)	(D)	BB	3	5 786	79	(D)	1	(D)
516	Chemicals and allied products	6	12 342	1 008	40	5	(D)	(D)	BB	1	(D)
517	Petroleum and petroleum products	15	126 492	2 711	303	10	58 248	2 313	291	5	68 244
518	Beer, wine, and distilled alcoholic beverages	6	40 084	4 016	118	6	40 084	4 016	118	—	—
519	Miscellaneous nondurable goods	26	(D)	(D)	CC	25	(D)	(D)	CC	1	(D)
GREEN BAY, WI MSA											
	Wholesale trade	517	3 191 808	197 135	7 036	450	1 525 414	159 930	6 274	67	1 666 394
50	Durable goods	372	1 285 655	139 684	5 053	325	1 037 853	117 268	4 551	47	247 802
501	Motor vehicles and motor vehicle parts and supplies	48	171 729	19 749	805	46	(D)	(D)	FF	2	(D)
5012	Automobiles and other motor vehicles	10	109 226	8 642	331	10	109 226	8 642	331	—	—
5013	Motor vehicle supplies and new parts	27	43 108	5 891	266	26	(D)	(D)	CC	1	(D)
5014	Tires and tubes	3	(D)	(D)	CC	2	(D)	(D)	CC	1	(D)
5015	Motor vehicle parts, used	8	(D)	(D)	BB	8	(D)	(D)	BB	—	—
502	Furniture and homefurnishings	20	30 337	3 753	154	15	20 844	3 333	126	5	9 493
5021	Furniture	9	17 507	2 097	72	7	(D)	(D)	BB	2	(D)
5023	Homefurnishings	11	12 830	1 656	82	8	(D)	(D)	BB	3	(D)
503	Lumber and other construction materials	31	185 127	19 822	718	27	136 013	18 433	681	4	49 114
5031	Lumber, plywood, millwork, and wood panels	14	89 162	6 002	244	13	(D)	(D)	CC	1	(D)
5032	Brick, stone, and related construction materials	6	28 973	2 097	54	4	(D)	(D)	BB	2	(D)
5033	Roofing, siding, and insulation materials	3	45 893	6 193	232	3	45 893	6 193	232	—	—
5039	Construction materials, n.e.c.	8	21 099	5 530	188	7	(D)	(D)	CC	1	(D)
504	Professional and commercial equipment and supplies	46	153 343	23 737	748	41	110 182	11 985	544	5	43 161
5043	Photographic equipment and supplies	—	—	—	—	—	—	—	—	—	—
5044	Office equipment	8	6 072	1 356	59	8	6 072	1 356	59	—	—
5045	Computers and computer peripheral equipment and software	14	67 960	14 543	336	10	(D)	(D)	CC	4	(D)
5046	Commercial equipment, n.e.c.	2	(D)	(D)	AA	2	(D)	(D)	AA	—	—
5047	Medical, dental, and hospital equipment and supplies	11	44 260	3 630	136	10	(D)	(D)	CC	1	(D)
5048	Ophthalmic goods	7	31 189	3 555	178	7	31 189	3 555	178	—	—
5049	Professional equipment and supplies, n.e.c.	4	(D)	(D)	BB	4	(D)	(D)	BB	—	—
505	Metals and minerals, except petroleum	10	78 244	3 254	117	8	(D)	(D)	CC	2	(D)
5051	Metals service centers and offices	7	(D)	(D)	BB	6	29 774	2 302	(D)	1	(D)
5052	Coal and other minerals and ores	3	(D)	(D)	BB	2	(D)	(D)	BB	1	(D)
506	Electrical goods	43	193 393	12 657	486	34	158 803	11 300	453	9	34 590
5063	Electrical apparatus and equipment, wiring supplies, and construction materials	26	123 702	9 357	325	18	(D)	(D)	EE	8	(D)
5064	Electrical appliances, television and radio sets	3	(D)	(D)	BB	3	(D)	(D)	BB	—	—
5065	Electronic parts and equipment, n.e.c.	14	(D)	(D)	CC	13	(D)	(D)	CC	1	(D)
507	Hardware, and plumbing and heating equipment and supplies	32	82 116	9 884	370	28	79 302	9 750	363	4	2 814
5072	Hardware	8	24 104	4 578	157	6	(D)	(D)	CC	2	(D)
5074	Plumbing and heating equipment and supplies (hydronics)	14	18 197	1 846	84	12	(D)	(D)	BB	2	(D)
5075	Warm air heating and air-conditioning equipment and supplies	5	24 871	2 253	78	5	24 871	2 253	78	—	—
5078	Refrigeration equipment and supplies	5	14 944	1 207	51	5	14 944	1 207	51	—	—
508	Machinery, equipment, and supplies	103	274 189	37 143	1 233	91	244 417	32 572	1 129	12	29 772
5082	Construction and mining (except petroleum) machinery and equipment	4	22 619	2 564	77	4	22 619	2 564	77	—	—
5083	Farm and garden machinery and equipment	10	20 985	1 792	85	10	20 985	1 792	85	—	—
5084	Industrial machinery and equipment	48	151 699	23 847	778	41	(D)	(D)	FF	7	(D)
5085	Industrial supplies	21	(D)	(D)	CC	19	(D)	(D)	CC	2	(D)
5087	Service establishment equipment and supplies	14	(D)	(D)	BB	14	(D)	(D)	BB	—	—
5088	Transportation equipment and supplies, except motor vehicles	6	(D)	(D)	BB	3	(D)	(D)	AA	3	(D)

Table 7. Summary Statistics for Metropolitan Areas: 1992—Con.

[For meaning of abbreviations and symbols, see introductory text. For explanation of terms and comparability of 1987 and 1992 censuses, see appendix A. For definitions of CMSA's, MSA's, and PMSA's, see appendix D]

SIC code	Geographic area and kind of business	Estab-lish-ments (number)	Sales (\$1,000)	Annual payroll (\$1,000)	Paid employees for pay period including March 12 (number)	Merchant wholesalers			Other operating types	
						Estab-lish-ments (number)	Sales (\$1,000)	Annual payroll (\$1,000)	Paid employees for pay period including March 12 (number)	Estab-lish-ments (number)
GREEN BAY, WI MSA—Con.										
50	Durable goods—Con.									
509	Miscellaneous durable goods -----	39	117 177	9 685	422	35	(D)	(D)	EE	4 (D)
5091	Sporting and recreational goods and supplies ----	11	54 581	2 894	102	8	22 605	2 128	81	3 31 976
5092	Toys and hobby goods and supplies -----	3	5 673	427	14	3	5 673	427	14	--
5093	Scrap and waste materials -----	19	49 882	5 169	240	19	49 882	5 169	240	--
5094	Jewelry, watches, precious stones, and precious metals-----	1	(D)	(D)	BB	1	(D)	(D)	BB	--
5099	Durable goods, n.e.c. -----	5	(D)	(D)	BB	4	(D)	(D)	BB	1 (D)
51	Nondurable goods-----	145	1 906 153	57 451	1 983	125	487 561	42 662	1 723	20 1 418 592
511	Paper and paper products -----	21	78 695	12 754	468	19	(D)	(D)	EE	2 (D)
5111	Printing and writing paper -----	3	(D)	(D)	BB	3	(D)	(D)	BB	--
5112	Stationery and office supplies -----	13	(D)	(D)	EE	11	(D)	(D)	EE	2 (D)
5113	Industrial and personal service paper -----	5	17 156	1 817	51	5	17 156	1 817	51	--
512	Drugs, drug proprietaries, and druggists' sundries ---	1	(D)	(D)	BB	1	(D)	(D)	BB	--
5122	Drugs, drug proprietaries, and druggists' sundries _	1	(D)	(D)	BB	1	(D)	(D)	BB	--
513	Apparel, piece goods, and notions -----	7	5 043	617	39	7	5 043	617	39	--
5131	Piece goods, notions, and other dry goods -----	1	(D)	(D)	AA	1	(D)	(D)	AA	--
5136	Men's and boys' clothing and furnishings -----	5	(D)	(D)	BB	5	(D)	(D)	BB	--
5137	Women's, children's, and infants' clothing and accessories -----	1	(D)	(D)	AA	1	(D)	(D)	AA	--
5139	Footwear -----	1	--	--	--	--	--	--	--	--
514	Groceries and related products -----	41	1 342 901	24 711	739	34	(D)	(D)	FF	7 (D)
5141	Groceries, general line -----	3	(D)	(D)	BB	3	(D)	(D)	BB	--
5142	Packaged frozen foods -----	4	11 559	553	29	4	11 559	553	29	--
5143	Dairy products, except dried or canned -----	10	1 185 325	12 370	237	7	(D)	(D)	CC	3 (D)
5144	Poultry and poultry products -----	1	(D)	(D)	AA	1	(D)	(D)	AA	--
5145	Confectionery -----	1	(D)	(D)	BB	1	(D)	(D)	BB	--
5146	Fish and seafoods -----	4	7 198	505	26	4	7 198	505	26	--
5147	Meats and meat products -----	3	34 691	1 567	75	3	34 691	1 567	75	--
5148	Fresh fruits and vegetables -----	1	(D)	(D)	AA	1	(D)	(D)	AA	--
5149	Groceries and related products, n.e.c. -----	14	74 684	7 147	254	10	(D)	(D)	CC	4 (D)
515	Farm-product raw materials -----	6	21 723	413	20	6	21 723	413	20	--
5153	Grain and field beans -----	3	(D)	(D)	AA	3	(D)	(D)	AA	--
5154	Livestock -----	2	(D)	(D)	AA	2	(D)	(D)	AA	--
5159	Farm-product raw materials, n.e.c. -----	1	(D)	(D)	AA	1	(D)	(D)	AA	--
516	Chemicals and allied products -----	10	(D)	(D)	BB	8	(D)	(D)	BB	2 (D)
5162	Plastics materials and basic forms and shapes ---	3	(D)	(D)	BB	3	(D)	(D)	BB	--
5169	Chemicals and allied products, n.e.c. -----	7	(D)	(D)	BB	5	(D)	(D)	BB	2 (D)
517	Petroleum and petroleum products -----	20	285 900	3 999	176	15	75 322	3 301	159	5 210 578
5171	Petroleum bulk stations and terminals -----	15	282 306	3 829	159	10	71 728	3 131	142	5 210 578
5172	Petroleum and petroleum products wholesalers, except bulk stations and terminals-----	5	3 594	170	17	5	3 594	170	17	--
518	Beer, wine, and distilled alcoholic beverages -----	4	35 433	4 426	110	4	35 433	4 426	110	--
5181	Beer and ale -----	4	35 433	4 426	110	4	35 433	4 426	110	--
5182	Wine and distilled alcoholic beverages -----	--	--	--	--	--	--	--	--	--
519	Miscellaneous nondurable goods -----	35	(D)	(D)	EE	31	(D)	(D)	EE	4 (D)
5191	Farm supplies -----	14	41 117	2 847	127	13	(D)	(D)	CC	1 (D)
5192	Books, periodicals, and newspapers -----	4	(D)	(D)	AA	3	(D)	(D)	AA	1 (D)
5193	Flowers, nursery stock, and florists' supplies ----	3	2 613	367	16	3	2 613	367	16	--
5194	Tobacco and tobacco products -----	2	(D)	(D)	BB	2	(D)	(D)	BB	--
5198	Paints, varnishes, and supplies -----	5	4 940	982	39	3	(D)	(D)	BB	2 (D)
5199	Nondurable goods, n.e.c. -----	7	(D)	(D)	BB	7	(D)	(D)	BB	--
JANESVILLE-BELOIT, WI MSA										
	Wholesale trade -----	194	1 001 045	73 614	2 920	176	951 490	68 086	2 726	18 49 555
50	Durable goods -----	123	676 513	53 053	2 099	115	665 735	52 109	2 057	8 10 778
501	Motor vehicles and motor vehicle parts and supplies -----	31	66 717	12 177	441	30	(D)	(D)	EE	1 (D)
502	Furniture and homefurnishings -----	5	1 073	107	10	5	1 073	107	10	--
503	Lumber and other construction materials -----	7	26 080	2 441	88	6	(D)	(D)	BB	1 (D)
504	Professional and commercial equipment and supplies -----	12	(D)	(D)	BB	11	(D)	(D)	BB	1 (D)
505	Metals and minerals, except petroleum -----	2	(D)	(D)	AA	2	(D)	(D)	AA	--
506	Electrical goods -----	13	(D)	(D)	CC	11	(D)	(D)	CC	2 (D)
507	Hardware, and plumbing and heating equipment and supplies -----	11	36 033	4 661	197	11	36 033	4 661	197	--
508	Machinery, equipment, and supplies -----	32	(D)	(D)	FF	29	(D)	(D)	FF	3 (D)
509	Miscellaneous durable goods -----	10	(D)	(D)	EE	10	(D)	(D)	EE	--
51	Nondurable goods-----	71	324 532	20 561	821	61	285 755	15 977	669	10 38 777
511	Paper and paper products -----	6	(D)	(D)	BB	5	(D)	(D)	BB	1 (D)
512	Drugs, drug proprietaries, and druggists' sundries ---	--	--	--	--	--	--	--	--	--
513	Apparel, piece goods, and notions -----	2	(D)	(D)	AA	2	(D)	(D)	AA	--
514	Groceries and related products -----	10	(D)	(D)	CC	6	(D)	(D)	BB	4 (D)
515	Farm-product raw materials -----	9	(D)	(D)	BB	7	(D)	(D)	BB	2 (D)
516	Chemicals and allied products -----	1	(D)	(D)	AA	1	(D)	(D)	AA	--

WI-36 WISCONSIN

WHOLESALE TRADE—GEOGRAPHIC AREA SERIES

Table 7. Summary Statistics for Metropolitan Areas: 1992—Con.

[For meaning of abbreviations and symbols, see introductory text. For explanation of terms and comparability of 1987 and 1992 censuses, see appendix A. For definitions of CMSA's, MSA's, and PMSA's, see appendix D]

SIC code	Geographic area and kind of business	Estab-lish-ments (number)	Sales (\$1,000)	Annual payroll (\$1,000)	Paid employees for pay period including March 12 (number)	Merchant wholesalers			Other operating types	
						Estab-lish-ments (number)	Sales (\$1,000)	Annual payroll (\$1,000)	Paid employees for pay period including March 12 (number)	Estab-lish-ments (number)
JANESVILLE-BELOIT, WI MSA—Con.										
51	Nondurable goods—Con.									
517	Petroleum and petroleum products	7	25 684	737	45	6	(D)	(D)	BB	1 (D)
518	Beer, wine, and distilled alcoholic beverages	3	22 006	2 381	63	3	22 006	2 381	63	—
519	Miscellaneous nondurable goods	33	(D)	(D)	EE	31	(D)	(D)	EE	2 (D)
LA CROSSE, WI-MN MSA										
	Wholesale trade	220	2 816 715	128 330	4 572	193	1 976 181	109 492	4 051	27 840 534
50	Durable goods	131	495 293	40 536	1 552	124	477 622	39 077	1 484	7 17 671
501	Motor vehicles and motor vehicle parts and supplies	24	48 431	5 501	283	22	(D)	(D)	CC	2 (D)
502	Furniture and homefurnishings	2	(D)	(D)	AA	2	(D)	(D)	AA	—
503	Lumber and other construction materials	13	72 098	5 436	169	13	72 098	5 436	169	—
504	Professional and commercial equipment and supplies	25	32 872	6 535	217	22	23 688	5 459	199	3 9 184
505	Metals and minerals, except petroleum	3	1 809	294	15	3	1 809	294	15	—
506	Electrical goods	12	35 304	4 145	164	10	(D)	(D)	CC	2 (D)
507	Hardware, and plumbing and heating equipment and supplies	13	215 834	9 366	349	13	215 834	9 366	349	—
508	Machinery, equipment, and supplies	26	69 658	7 608	261	26	69 658	7 608	261	—
509	Miscellaneous durable goods	13	(D)	(D)	BB	13	(D)	(D)	BB	—
51	Nondurable goods	89	2 321 422	87 794	3 020	69	1 498 559	70 415	2 567	20 822 863
511	Paper and paper products	6	19 939	2 033	99	5	(D)	(D)	BB	1 (D)
512	Drugs, drug proprietaries, and druggists' sundries	1	(D)	(D)	CC	1	(D)	(D)	CC	—
513	Apparel, piece goods, and notions	4	(D)	(D)	BB	4	(D)	(D)	BB	—
514	Groceries and related products	24	899 838	60 646	2 060	18	847 216	56 880	1 934	6 52 622
515	Farm-product raw materials	7	247 132	1 253	73	6	(D)	(D)	BB	1 (D)
516	Chemicals and allied products	3	(D)	(D)	BB	—	—	—	(D)	3 (D)
517	Petroleum and petroleum products	8	(D)	(D)	BB	6	(D)	(D)	BB	2 (D)
518	Beer, wine, and distilled alcoholic beverages	8	(D)	(D)	EE	6	20 093	2 477	(D)	2 (D)
519	Miscellaneous nondurable goods	28	(D)	(D)	EE	23	(D)	(D)	CC	5 (D)
MADISON, WI MSA										
	Wholesale trade	740	3 590 583	298 129	10 442	640	2 782 546	240 141	8 767	100 808 037
50	Durable goods	465	1 740 430	185 536	6 196	399	1 289 009	148 271	5 304	66 451 421
501	Motor vehicles and motor vehicle parts and supplies	80	232 949	28 290	1 085	77	218 303	26 539	1 025	3 14 646
5012	Automobiles and other motor vehicles	17	131 162	12 896	432	17	131 162	12 896	432	—
5013	Motor vehicle supplies and new parts	48	71 379	10 556	457	47	(D)	(D)	EE	1 (D)
5014	Tires and tubes	9	26 340	3 884	143	7	(D)	(D)	BB	2 (D)
5015	Motor vehicle parts, used	6	4 068	954	53	6	4 068	954	53	—
502	Furniture and homefurnishings	24	89 101	8 416	324	19	75 614	7 988	311	5 13 487
5021	Furniture	14	43 958	4 443	171	12	(D)	(D)	CC	2 (D)
5023	Homefurnishings	10	45 143	3 973	153	7	(D)	(D)	CC	3 (D)
503	Lumber and other construction materials	40	227 865	14 670	507	30	191 757	13 063	453	10 36 108
5031	Lumber, plywood, millwork, and wood panels	21	170 093	9 917	324	17	157 104	9 443	306	4 12 989
5032	Brick, stone, and related construction materials	9	17 895	971	40	6	(D)	(D)	BB	3 (D)
5033	Roofing, siding, and insulation materials	5	24 698	1 412	51	4	(D)	(D)	BB	1 (D)
5039	Construction materials, n.e.c.	5	15 179	2 370	92	3	(D)	(D)	BB	2 (D)
504	Professional and commercial equipment and supplies	94	339 629	52 743	1 587	81	249 901	33 669	1 196	13 89 728
5043	Photographic equipment and supplies	—	—	—	—	—	—	—	—	—
5044	Office equipment	23	60 598	12 552	466	19	44 259	9 278	386	4 16 339
5045	Computers and computer peripheral equipment and software	42	208 262	28 280	705	36	144 185	15 149	464	6 64 077
5046	Commercial equipment, n.e.c.	6	(D)	(D)	AA	6	(D)	(D)	AA	—
5047	Medical, dental, and hospital equipment and supplies	17	51 675	6 223	235	15	(D)	(D)	CC	2 (D)
5048	Ophthalmic goods	2	(D)	(D)	BB	2	(D)	(D)	BB	—
5049	Professional equipment and supplies, n.e.c.	4	(D)	(D)	CC	3	7 852	2 409	(D)	1 (D)
505	Metals and minerals, except petroleum	10	(D)	(D)	BB	6	(D)	(D)	BB	4 (D)
5051	Metals service centers and offices	10	(D)	(D)	BB	6	(D)	(D)	BB	4 (D)
5052	Coal and other minerals and ores	—	—	—	—	—	—	—	—	—
506	Electrical goods	47	322 853	22 513	648	37	100 947	12 648	423	10 221 906
5063	Electrical apparatus and equipment, wiring supplies, and construction materials	29	287 446	16 393	451	20	(D)	(D)	CC	9 (D)
5064	Electrical appliances, television and radio sets	3	14 695	1 335	51	3	14 695	1 335	51	—
5065	Electronic parts and equipment, n.e.c.	15	20 712	4 785	146	14	(D)	(D)	CC	1 (D)
507	Hardware, and plumbing and heating equipment and supplies	41	161 480	18 076	614	36	148 174	16 118	538	5 13 306
5072	Hardware	14	22 744	2 898	105	12	(D)	(D)	BB	2 (D)
5074	Plumbing and heating equipment and supplies (hydronics)	13	91 803	9 551	352	11	(D)	(D)	EE	2 (D)
5075	Warm air heating and air-conditioning equipment and supplies	10	34 447	3 994	108	9	(D)	(D)	BB	1 (D)
5078	Refrigeration equipment and supplies	4	12 486	1 633	49	4	12 486	1 633	49	—

WHOLESALE TRADE—GEOGRAPHIC AREA SERIES

WISCONSIN WI-37

Table 7. Summary Statistics for Metropolitan Areas: 1992—Con.

[For meaning of abbreviations and symbols, see introductory text. For explanation of terms and comparability of 1987 and 1992 censuses, see appendix A. For definitions of CMSA's, MSA's, and PMSA's, see appendix D]

SIC code	Geographic area and kind of business	Estab-lish-ments (number)	Sales (\$1,000)	Annual payroll (\$1,000)	Paid employees for pay period including March 12 (number)	Merchant wholesalers			Other operating types		
						Estab-lish-ments (number)	Sales (\$1,000)	Annual payroll (\$1,000)	Paid employees for pay period including March 12 (number)	Estab-lish-ments (number)	Sales (\$1,000)
MADISON, WI MSA—Con.											
50	Durable goods—Con.										
508	Machinery, equipment, and supplies	91	268 159	32 578	1 071	83	242 607	31 100	1 033	8	25 552
5082	Construction and mining (except petroleum) machinery and equipment	11	82 915	8 623	268	10	(D)	(D)	EE	1	(D)
5083	Farm and garden machinery and equipment	20	44 597	5 167	202	20	44 597	5 167	202	—	—
5084	Industrial machinery and equipment	35	68 394	8 621	279	29	(D)	(D)	EE	6	(D)
5085	Industrial supplies	12	59 434	7 706	224	11	(D)	(D)	CC	1	(D)
5087	Service establishment equipment and supplies	12	(D)	(D)	BB	12	(D)	(D)	BB	—	—
5088	Transportation equipment and supplies, except motor vehicles	1	(D)	(D)	AA	1	(D)	(D)	AA	—	—
509	Miscellaneous durable goods	38	(D)	(D)	EE	30	(D)	(D)	EE	8	(D)
5091	Sporting and recreational goods and supplies	18	40 365	2 595	113	12	(D)	(D)	BB	6	(D)
5092	Toys and hobby goods and supplies	1	(D)	(D)	AA	1	(D)	(D)	AA	—	—
5093	Scrap and waste materials	9	27 558	3 310	147	9	27 558	3 310	147	—	—
5094	Jewelry, watches, precious stones, and precious metals	3	(D)	(D)	AA	3	(D)	(D)	AA	—	—
5099	Durable goods, n.e.c.	7	(D)	(D)	BB	5	(D)	(D)	BB	2	(D)
51	Nondurable goods	275	1 850 153	112 593	4 246	241	1 493 537	91 870	3 463	34	356 616
511	Paper and paper products	37	131 956	14 609	515	29	98 452	9 147	321	8	33 504
5111	Printing and writing paper	5	25 153	1 345	46	4	(D)	(D)	BB	1	(D)
5112	Stationery and office supplies	23	58 594	9 695	388	16	(D)	(D)	CC	7	(D)
5113	Industrial and personal service paper	9	48 209	3 569	81	9	48 209	3 569	81	—	—
512	Drugs, drug proprietaries, and druggists' sundries	11	126 116	6 045	239	11	126 116	6 045	239	—	—
5122	Drugs, drug proprietaries, and druggists' sundries	11	126 116	6 045	239	11	126 116	6 045	239	—	—
513	Apparel, piece goods, and notions	15	76 029	3 960	178	13	(D)	(D)	CC	2	(D)
5131	Piece goods, notions, and other dry goods	6	(D)	(D)	BB	5	(D)	(D)	BB	1	(D)
5136	Men's and boys' clothing and furnishings	6	(D)	(D)	CC	5	(D)	(D)	CC	1	(D)
5137	Women's, children's, and infants' clothing and accessories	3	(D)	(D)	AA	3	(D)	(D)	AA	—	—
5139	Footwear	—	—	—	—	—	—	—	—	—	—
514	Groceries and related products	64	681 510	35 241	1 351	57	599 921	27 595	995	7	81 589
5141	Groceries, general line	9	143 869	5 792	239	9	143 869	5 792	239	—	—
5142	Packaged frozen foods	6	12 462	1 064	42	6	12 462	1 064	42	—	—
5143	Dairy products, except dried or canned	11	63 655	1 812	76	11	63 655	1 812	76	—	—
5144	Poultry and poultry products	3	(D)	(D)	CC	3	(D)	(D)	CC	—	—
5145	Confectionery	5	(D)	(D)	EE	4	2 543	449	(D)	1	(D)
5146	Fish and seafoods	—	—	—	—	—	—	—	—	—	—
5147	Meats and meat products	6	179 287	6 620	167	5	(D)	(D)	CC	1	(D)
5148	Fresh fruits and vegetables	4	30 814	2 855	101	4	30 814	2 855	101	—	—
5149	Groceries and related products, n.e.c.	20	(D)	(D)	EE	15	(D)	(D)	CC	5	(D)
515	Farm-product raw materials	11	67 402	3 969	185	11	67 402	3 969	185	—	—
5153	Grain and field beans	5	47 611	3 077	121	5	47 611	3 077	121	—	—
5154	Livestock	4	(D)	(D)	AA	4	(D)	(D)	AA	—	—
5159	Farm-product raw materials, n.e.c.	2	(D)	(D)	BB	2	(D)	(D)	BB	—	—
516	Chemicals and allied products	21	46 976	7 575	210	16	(D)	(D)	BB	5	(D)
5162	Plastics materials and basic forms and shapes	6	7 382	810	17	6	7 382	810	17	—	—
5169	Chemicals and allied products, n.e.c.	15	39 594	6 765	193	10	(D)	(D)	BB	5	(D)
517	Petroleum and petroleum products	20	217 762	4 846	239	15	(D)	(D)	CC	5	(D)
5171	Petroleum bulk stations and terminals	19	(D)	(D)	CC	14	(D)	(D)	CC	5	(D)
5172	Petroleum and petroleum products wholesalers, except bulk stations and terminals	1	(D)	(D)	AA	1	(D)	(D)	AA	—	—
518	Beer, wine, and distilled alcoholic beverages	11	108 325	11 411	342	11	108 325	11 411	342	—	—
5181	Beer and ale	6	48 754	5 482	164	6	48 754	5 482	164	—	—
5182	Wine and distilled alcoholic beverages	5	59 571	5 929	178	5	59 571	5 929	178	—	—
519	Miscellaneous nondurable goods	85	394 077	24 937	987	78	337 850	22 379	914	7	56 227
5191	Farm supplies	37	174 631	11 275	372	34	(D)	(D)	EE	3	(D)
5192	Books, periodicals, and newspapers	13	26 066	6 498	278	12	(D)	(D)	EE	1	(D)
5193	Flowers, nursery stock, and florists' supplies	6	5 379	992	66	6	5 379	992	66	—	—
5194	Tobacco and tobacco products	2	(D)	(D)	CC	2	(D)	(D)	CC	—	—
5198	Paints, varnishes, and supplies	6	8 609	966	44	4	(D)	(D)	BB	2	(D)
5199	Nondurable goods, n.e.c.	21	(D)	(D)	BB	20	(D)	(D)	BB	1	(D)
MILWAUKEE-RACINE, WI CMSA											
	Wholesale trade	3 499	21 762 191	1 419 232	46 413	2 715	10 562 529	1 026 777	35 866	784	11 199 662
50	Durable goods	2 470	12 525 229	955 984	29 617	1 908	5 807 078	687 286	23 237	562	6 718 151
501	Motor vehicles and motor vehicle parts and supplies	294	2 841 808	100 431	3 894	262	548 471	61 489	2 726	32	2 293 337
5012	Automobiles and other motor vehicles	63	1 916 289	44 633	1 476	52	282 054	18 929	690	11	1 634 235
5013	Motor vehicle supplies and new parts	169	865 619	44 842	1 886	150	(D)	(D)	GG	19	(D)
5014	Tires and tubes	17	43 679	5 871	265	15	(D)	(D)	CC	2	(D)
5015	Motor vehicle parts, used	45	16 221	5 085	267	45	16 221	5 085	267	—	—
502	Furniture and homefurnishings	84	292 838	35 029	1 147	71	244 308	32 842	1 098	13	48 530
5021	Furniture	40	163 015	19 553	599	31	124 063	17 573	560	9	38 952
5023	Homefurnishings	44	129 823	15 476	548	40	120 245	15 269	538	4	9 578

Table 7. Summary Statistics for Metropolitan Areas: 1992—Con.

[For meaning of abbreviations and symbols, see introductory text. For explanation of terms and comparability of 1987 and 1992 censuses, see appendix A. For definitions of CMSA's, MSA's, and PMSA's, see appendix D]

SIC code	Geographic area and kind of business	Estab-lish-ments (number)	Sales (\$1,000)	Annual payroll (\$1,000)	Paid employees for pay period including March 12 (number)	Merchant wholesalers			Other operating types	
						Estab-lish-ments (number)	Sales (\$1,000)	Annual payroll (\$1,000)	Paid employees for pay period including March 12 (number)	Estab-lish-ments (number)
MILWAUKEE-RACINE, WI CMSA—Con.										
50	Durable goods—Con.									
503	Lumber and other construction materials	137	539 741	55 498	1 634	107	(D)	(D)	GG	30
5031	Lumber, plywood, millwork, and wood panels	51	272 616	27 220	775	45	252 939	26 460	763	6
5032	Brick, stone, and related construction materials	24	77 446	7 223	227	14	32 448	5 347	165	10
5033	Roofing, siding, and insulation materials	32	120 843	12 386	372	25	95 883	10 702	334	7
5039	Construction materials, n.e.c.	30	68 836	8 669	260	23	(D)	(D)	CC	7
504	Professional and commercial equipment and supplies	360	1 773 983	196 053	5 447	297	995 936	120 361	3 963	63
5043	Photographic equipment and supplies	15	31 893	3 314	121	10	(D)	(D)	BB	5
5044	Office equipment	64	188 031	35 555	1 174	56	112 401	21 683	834	8
5045	Computers and computer peripheral equipment and software	108	792 469	85 993	2 025	89	319 191	39 122	1 171	19
5046	Commercial equipment, n.e.c.	41	84 556	13 948	472	36	(D)	(D)	EE	5
5047	Medical, dental, and hospital equipment and supplies	99	619 564	48 815	1 309	79	426 893	39 807	1 162	20
5048	Ophthalmic goods	10	(D)	(D)	CC	8	(D)	(D)	CC	2
5049	Professional equipment and supplies, n.e.c.	23	(D)	(D)	CC	19	(D)	(D)	CC	4
505	Metals and minerals, except petroleum	114	847 848	39 530	1 177	64	384 304	31 155	988	50
5051	Metals service centers and offices	112	(D)	(D)	GG	63	(D)	(D)	FF	49
5052	Coal and other minerals and ores	2	(D)	(D)	AA	1	(D)	(D)	AA	1
506	Electrical goods	327	1 909 935	131 709	3 611	205	747 430	76 421	2 428	122
5063	Electrical apparatus and equipment, wiring supplies, and construction materials	189	1 274 769	80 490	2 157	116	455 893	44 648	1 405	73
5064	Electrical appliances, television and radio sets	22	219 327	11 470	296	15	(D)	(D)	CC	7
5065	Electronic parts and equipment, n.e.c.	116	415 839	39 749	1 158	74	(D)	(D)	FF	42
507	Hardware, and plumbing and heating equipment and supplies	190	708 971	70 263	2 130	136	(D)	(D)	GG	54
5072	Hardware	74	318 913	31 098	1 057	58	187 093	22 808	882	16
5074	Plumbing and heating equipment and supplies (hydronics)	62	203 263	19 571	585	39	(D)	(D)	EE	23
5075	Warm air heating and air-conditioning equipment and supplies	42	144 092	17 304	417	31	102 337	13 420	325	11
5078	Refrigeration equipment and supplies	12	42 703	2 290	71	8	(D)	(D)	BB	4
508	Machinery, equipment, and supplies	749	2 885 841	256 370	7 805	578	1 449 553	199 574	6 340	171
5082	Construction and mining (except petroleum) machinery and equipment	43	193 481	26 712	733	36	146 194	19 119	533	7
5083	Farm and garden machinery and equipment	35	429 985	22 749	689	27	67 833	7 356	269	8
5084	Industrial machinery and equipment	389	1 121 562	124 788	3 661	283	728 889	101 243	3 081	106
5085	Industrial supplies	198	979 501	64 341	2 085	157	388 292	55 113	1 848	41
5087	Service establishment equipment and supplies	74	(D)	(D)	FF	67	(D)	(D)	FF	7
5088	Transportation equipment and supplies, except motor vehicles	10	(D)	(D)	CC	8	(D)	(D)	CC	2
509	Miscellaneous durable goods	215	724 264	71 101	2 772	188	597 187	63 126	2 488	27
5091	Sporting and recreational goods and supplies	39	199 776	12 420	491	32	144 412	10 920	457	7
5092	Toys and hobby goods and supplies	20	(D)	(D)	FF	17	(D)	(D)	FF	3
5093	Scrap and waste materials	66	245 110	30 734	1 097	64	(D)	(D)	GG	2
5094	Jewelry, watches, precious stones, and precious metals	28	(D)	(D)	CC	27	(D)	(D)	CC	1
5099	Durable goods, n.e.c.	62	90 193	9 034	384	48	43 027	5 210	254	14
51	Nondurable goods.....	1 029	9 236 962	463 248	16 796	807	4 755 451	339 491	12 629	222
511	Paper and paper products	152	668 112	46 375	1 622	125	482 920	40 240	1 461	27
5111	Printing and writing paper	23	292 470	14 516	376	20	(D)	(D)	EE	3
5112	Stationery and office supplies	82	157 841	18 753	817	68	(D)	(D)	FF	14
5113	Industrial and personal service paper	47	217 801	13 106	429	37	(D)	(D)	EE	10
512	Drugs, drug proprietaries, and druggists' sundries	28	424 206	25 400	802	24	(D)	(D)	FF	4
5122	Drugs, drug proprietaries, and druggists' sundries	28	424 206	25 400	802	24	(D)	(D)	FF	4
513	Apparel, piece goods, and notions	60	110 986	9 356	376	49	75 490	8 493	357	11
5131	Piece goods, notions, and other dry goods	16	(D)	(D)	BB	14	(D)	(D)	BB	2
5136	Men's and boys' clothing and furnishings	17	39 276	4 315	167	16	(D)	(D)	CC	1
5137	Women's, children's, and infants' clothing and accessories	13	12 916	1 392	83	11	(D)	(D)	BB	2
5139	Footwear	14	(D)	(D)	BB	8	(D)	(D)	BB	6
514	Groceries and related products	258	5 350 925	215 756	7 845	178	2 106 374	129 273	4 832	80
5141	Groceries, general line	23	(D)	(D)	GG	14	(D)	(D)	FF	9
5142	Packaged frozen foods	36	924 259	41 462	1 325	19	(D)	(D)	FF	17
5143	Dairy products, except dried or canned	29	(D)	(D)	EE	23	(D)	(D)	CC	6
5144	Poultry and poultry products	4	(D)	(D)	AA	4	(D)	(D)	AA	-
5145	Confectionery	22	253 660	13 699	476	9	43 356	1 745	79	13
5146	Fish and seafoods	4	8 238	530	39	3	(D)	(D)	BB	1
5147	Meats and meat products	34	416 708	22 480	991	30	(D)	(D)	FF	4
5148	Fresh fruits and vegetables	33	(D)	(D)	FF	31	(D)	(D)	FF	2
5149	Groceries and related products, n.e.c.	73	1 047 631	75 118	2 507	45	428 109	43 076	1 409	28
515	Farm-product raw materials	28	223 926	3 976	142	22	147 950	3 356	119	6
5153	Grain and field beans	8	74 285	2 020	66	8	74 285	2 020	66	-
5154	Livestock	10	81 320	837	43	4	5 344	217	20	6
5159	Farm-product raw materials, n.e.c.	10	68 321	1 119	33	10	68 321	1 119	33	-
516	Chemicals and allied products	134	661 159	58 104	1 844	101	347 842	39 535	1 213	33
5162	Plastics materials and basic forms and shapes	33	215 093	22 759	675	20	134 195	19 323	603	13
5169	Chemicals and allied products, n.e.c.	101	446 066	35 345	1 169	81	213 647	20 212	611	20
517	Petroleum and petroleum products	57	892 434	16 968	551	45	443 346	14 551	490	12
5171	Petroleum bulk stations and terminals	41	(D)	(D)	EE	32	(D)	(D)	EE	9
5172	Petroleum and petroleum products wholesalers, except bulk stations and terminals	16	(D)	(D)	BB	13	(D)	(D)	BB	3

Table 7. Summary Statistics for Metropolitan Areas: 1992—Con.

[For meaning of abbreviations and symbols, see introductory text. For explanation of terms and comparability of 1987 and 1992 censuses, see appendix A. For definitions of CMSA's, MSA's, and PMSA's, see appendix D]

SIC code	Geographic area and kind of business	Estab-lish-ments (number)	Sales (\$1,000)	Annual payroll (\$1,000)	Paid employees for pay period including March 12 (number)	Merchant wholesalers			Other operating types		
						Estab-lish-ments (number)	Sales (\$1,000)	Annual payroll (\$1,000)	Paid employees for pay period including March 12 (number)	Estab-lish-ments (number)	Sales (\$1,000)
MILWAUKEE-RACINE, WI CMSA—Con.											
51	Nondurable goods—Con.										
518	Beer, wine, and distilled alcoholic beverages -----	32	342 652	29 930	1 113	27	(D)	(D)	GG	5	(D)
5181	Beer and ale -----	16	181 558	17 868	616	14	(D)	(D)	FF	2	(D)
5182	Wine and distilled alcoholic beverages -----	16	161 094	12 062	497	13	(D)	(D)	EE	3	(D)
519	Miscellaneous nondurable goods -----	280	562 562	57 383	2 501	236	(D)	(D)	GG	44	(D)
5191	Farm supplies -----	47	108 825	10 748	440	42	100 662	10 515	433	5	8 163
5192	Books, periodicals, and newspapers -----	25	71 503	8 665	290	22	(D)	(D)	EE	3	(D)
5193	Flowers, nursery stock, and florists' supplies -----	27	43 086	6 629	323	25	(D)	(D)	EE	2	(D)
5194	Tobacco and tobacco products -----	9	41 879	1 423	65	9	41 879	1 423	65	—	—
5198	Paints, varnishes, and supplies -----	38	53 415	5 610	362	26	28 566	3 985	285	12	24 849
5199	Nondurable goods, n.e.c. -----	134	243 854	24 308	1 021	112	174 152	22 536	954	22	69 702
Milwaukee-Waukesha, WI PMSA											
	Wholesale trade -----	3 238	19 939 481	1 338 391	43 358	2 487	10 038 522	975 112	33 821	751	9 900 959
50	Durable goods -----	2 288	11 019 886	900 867	27 481	1 749	5 559 864	659 031	22 024	539	5 460 022
501	Motor vehicles and motor vehicle parts and supplies -----	256	1 903 577	82 856	3 085	227	499 216	56 956	2 470	29	1 404 361
5012	Automobiles and other motor vehicles -----	50	(D)	(D)	GG	40	(D)	(D)	FF	10	(D)
5013	Motor vehicle supplies and new parts -----	152	(D)	(D)	GG	135	(D)	(D)	GG	17	(D)
5014	Tires and tubes -----	16	(D)	(D)	CC	14	(D)	(D)	CC	2	(D)
5015	Motor vehicle parts, used -----	38	(D)	(D)	CC	38	(D)	(D)	CC	—	—
502	Furniture and homefurnishings -----	81	292 235	34 941	1 142	68	243 705	32 754	1 093	13	48 530
5021	Furniture -----	37	162 412	19 465	594	28	123 460	17 485	555	9	38 952
5023	Homefurnishings -----	44	129 823	15 476	548	40	120 245	15 269	538	4	9 578
503	Lumber and other construction materials -----	131	(D)	(D)	GG	102	(D)	(D)	GG	29	(D)
5031	Lumber, plywood, millwork, and wood panels -----	49	(D)	(D)	FF	43	(D)	(D)	FF	6	19 677
5032	Brick, stone, and related construction materials -----	24	77 446	7 223	227	14	32 448	5 347	165	10	44 998
5033	Roofing, siding, and insulation materials -----	29	(D)	(D)	EE	22	(D)	(D)	EE	7	24 960
5039	Construction materials, n.e.c. -----	29	(D)	(D)	EE	23	(D)	(D)	CC	6	(D)
504	Professional and commercial equipment and supplies -----	342	1 739 157	191 968	5 258	282	970 265	117 469	3 820	60	768 892
5043	Photographic equipment and supplies -----	15	31 893	3 314	121	10	(D)	(D)	BB	5	(D)
5044	Office equipment -----	57	184 757	34 821	1 136	49	109 127	20 949	796	8	75 630
5045	Computers and computer peripheral equipment and software -----	105	(D)	(D)	GG	87	(D)	(D)	GG	18	(D)
5046	Commercial equipment, n.e.c. -----	40	(D)	(D)	EE	35	(D)	(D)	EE	5	(D)
5047	Medical, dental, and hospital equipment and supplies -----	95	(D)	(D)	GG	75	(D)	(D)	GG	20	192 671
5048	Ophthalmic goods -----	7	(D)	(D)	CC	7	(D)	(D)	CC	—	—
5049	Professional equipment and supplies, n.e.c. -----	23	(D)	(D)	CC	19	(D)	(D)	CC	4	(D)
505	Metals and minerals, except petroleum -----	109	(D)	(D)	GG	60	(D)	(D)	FF	49	(D)
5051	Metals service centers and offices -----	107	(D)	(D)	GG	59	(D)	(D)	FF	48	(D)
5052	Coal and other minerals and ores -----	2	(D)	(D)	AA	1	(D)	(D)	AA	1	(D)
506	Electrical goods -----	308	(D)	(D)	HH	187	(D)	(D)	GG	121	(D)
5063	Electrical apparatus and equipment, wiring supplies, and construction materials -----	179	1 245 860	77 860	2 067	106	426 984	42 018	1 315	73	818 876
5064	Electrical appliances, television and radio sets -----	18	(D)	(D)	EE	11	(D)	(D)	CC	7	(D)
5065	Electronic parts and equipment, n.e.c. -----	111	(D)	(D)	GG	70	(D)	(D)	FF	41	(D)
507	Hardware, and plumbing and heating equipment and supplies -----	178	(D)	(D)	GG	125	(D)	(D)	GG	53	(D)
5072	Hardware -----	68	312 591	30 023	1 011	52	180 771	21 733	836	16	131 820
5074	Plumbing and heating equipment and supplies (hydronics) -----	61	(D)	(D)	FF	38	(D)	(D)	EE	23	(D)
5075	Warm air heating and air-conditioning equipment and supplies -----	37	(D)	(D)	EE	27	(D)	(D)	EE	10	(D)
5078	Refrigeration equipment and supplies -----	12	42 703	2 290	71	8	(D)	(D)	BB	4	(D)
508	Machinery, equipment, and supplies -----	687	2 474 276	233 369	7 130	526	(D)	(D)	II	161	(D)
5082	Construction and mining (except petroleum) machinery and equipment -----	38	(D)	(D)	FF	31	(D)	(D)	FF	7	47 287
5083	Farm and garden machinery and equipment -----	27	(D)	(D)	EE	22	59 538	6 773	(D)	5	(D)
5084	Industrial machinery and equipment -----	364	1 081 825	120 342	3 528	265	694 974	97 178	2 963	101	386 851
5085	Industrial supplies -----	183	(D)	(D)	GG	144	(D)	(D)	GG	39	(D)
5087	Service establishment equipment and supplies -----	66	82 568	11 480	461	59	(D)	(D)	EE	7	(D)
5088	Transportation equipment and supplies, except motor vehicles -----	9	(D)	(D)	CC	7	(D)	(D)	CC	2	(D)
509	Miscellaneous durable goods -----	196	(D)	(D)	HH	172	(D)	(D)	GG	24	(D)
5091	Sporting and recreational goods and supplies -----	36	(D)	(D)	EE	30	(D)	(D)	EE	6	(D)
5092	Toys and hobby goods and supplies -----	19	(D)	(D)	FF	17	(D)	(D)	FF	2	(D)
5093	Scrap and waste materials -----	58	(D)	(D)	FF	56	(D)	(D)	FF	2	(D)
5094	Jewelry, watches, precious stones, and precious metals -----	26	(D)	(D)	CC	25	(D)	(D)	CC	1	(D)
5099	Durable goods, n.e.c. -----	57	(D)	(D)	EE	44	(D)	(D)	CC	13	(D)

WI-40 WISCONSIN

WHOLESALE TRADE—GEOGRAPHIC AREA SERIES

Table 7. Summary Statistics for Metropolitan Areas: 1992—Con.

[For meaning of abbreviations and symbols, see introductory text. For explanation of terms and comparability of 1987 and 1992 censuses, see appendix A. For definitions of CMSA's, MSA's, and PMSA's, see appendix D]

SIC code	Geographic area and kind of business	Establishments (number)	Sales (\$1,000)	Annual payroll (\$1,000)	Paid employees for pay period including March 12 (number)	Merchant wholesalers			Other operating types		
						Establishments (number)	Sales (\$1,000)	Annual payroll (\$1,000)	Paid employees for pay period including March 12 (number)	Establishments (number)	Sales (\$1,000)
MILWAUKEE-RACINE, WI CMSA—Con.											
Milwaukee-Waukesha, WI PMSA—Con.											
51	Nondurable goods	950	8 919 595	437 524	15 877	738	4 478 658	316 081	11 797	212	4 440 937
511	Paper and paper products	141	649 110	43 458	1 508	115	(D)	(D)	GG	26	(D)
5111	Printing and writing paper	23	292 470	14 516	376	20	(D)	(D)	EE	3	(D)
5112	Stationery and office supplies	74	(D)	(D)	FF	61	(D)	(D)	FF	13	(D)
5113	Industrial and personal service paper	44	(D)	(D)	EE	34	(D)	(D)	EE	10	(D)
512	Drugs, drug proprietaries, and druggists' sundries	25	(D)	(D)	FF	22	(D)	(D)	EE	3	(D)
5122	Drugs, drug proprietaries, and druggists' sundries	25	(D)	(D)	FF	22	(D)	(D)	EE	3	(D)
513	Apparel, piece goods, and notions	58	(D)	(D)	EE	47	(D)	(D)	EE	11	35 496
5131	Piece goods, notions, and other dry goods	15	(D)	(D)	BB	13	(D)	(D)	BB	2	(D)
5136	Men's and boys' clothing and furnishings	17	39 276	4 315	167	16	(D)	(D)	CC	1	(D)
5137	Women's, children's, and infants' clothing and accessories	13	12 916	1 392	83	11	(D)	(D)	BB	2	(D)
5139	Footwear	13	(D)	(D)	BB	7	(D)	(D)	BB	6	30 885
514	Groceries and related products	240	(D)	(D)	II	163	2 054 967	125 592	(D)	77	(D)
5141	Groceries, general line	22	(D)	(D)	GG	14	(D)	(D)	FF	8	(D)
5142	Packaged frozen foods	34	(D)	(D)	GG	17	(D)	(D)	FF	17	(D)
5143	Dairy products, except dried or canned	27	(D)	(D)	EE	21	(D)	(D)	CC	6	(D)
5144	Poultry and poultry products	3	(D)	(D)	AA	3	(D)	(D)	AA	—	—
5145	Confectionery	21	(D)	(D)	EE	8	(D)	(D)	BB	13	210 304
5146	Fish and seafoods	4	8 238	530	39	3	(D)	(D)	BB	1	(D)
5147	Meats and meat products	34	416 708	22 480	991	30	(D)	(D)	FF	4	(D)
5148	Fresh fruits and vegetables	27	(D)	(D)	FF	25	(D)	(D)	FF	2	(D)
5149	Groceries and related products, n.e.c.	68	(D)	(D)	GG	42	(D)	(D)	GG	26	(D)
515	Farm-product raw materials	22	215 111	3 442	128	16	139 135	2 822	105	6	75 976
5153	Grain and field beans	5	(D)	(D)	BB	5	(D)	(D)	BB	—	—
5154	Livestock	10	81 320	837	43	4	5 344	217	20	6	75 976
5159	Farm-product raw materials, n.e.c.	7	(D)	(D)	BB	7	(D)	(D)	BB	—	—
516	Chemicals and allied products	129	646 075	57 328	1 821	98	(D)	(D)	GG	31	(D)
5162	Plastics materials and basic forms and shapes	32	(D)	(D)	FF	20	134 195	19 323	(D)	12	(D)
5169	Chemicals and allied products, n.e.c.	97	(D)	(D)	GG	78	(D)	(D)	FF	19	(D)
517	Petroleum and petroleum products	51	873 154	15 941	503	40	(D)	(D)	EE	11	(D)
5171	Petroleum bulk stations and terminals	38	784 734	14 201	431	29	(D)	(D)	EE	9	(D)
5172	Petroleum and petroleum products wholesalers, except bulk stations and terminals	13	88 420	1 740	72	11	(D)	(D)	BB	2	(D)
518	Beer, wine, and distilled alcoholic beverages	25	(D)	(D)	GG	20	(D)	(D)	FF	5	(D)
5181	Beer and ale	12	(D)	(D)	FF	10	(D)	(D)	FF	2	(D)
5182	Wine and distilled alcoholic beverages	13	(D)	(D)	EE	10	(D)	(D)	EE	3	(D)
519	Miscellaneous nondurable goods	259	(D)	(D)	GG	217	(D)	(D)	GG	42	(D)
5191	Farm supplies	40	81 363	8 488	371	35	73 200	8 255	364	5	8 163
5192	Books, periodicals, and newspapers	24	(D)	(D)	EE	21	(D)	(D)	EE	3	(D)
5193	Flowers, nursery stock, and florists' supplies	26	(D)	(D)	EE	24	(D)	(D)	EE	2	(D)
5194	Tobacco and tobacco products	8	(D)	(D)	BB	8	(D)	(D)	BB	—	—
5198	Paints, varnishes, and supplies	33	51 004	5 261	342	22	(D)	(D)	EE	11	(D)
5199	Nondurable goods, n.e.c.	128	(D)	(D)	FF	107	(D)	(D)	FF	21	(D)
Racine, WI PMSA											
	Wholesale trade	261	1 822 710	80 841	3 055	228	524 007	51 665	2 045	33	1 298 703
50	Durable goods	182	1 505 343	55 117	2 136	159	247 214	28 255	1 213	23	1 258 129
501	Motor vehicles and motor vehicle parts and supplies	38	938 231	17 575	809	35	49 255	4 533	256	3	888 976
502	Furniture and home furnishings	3	603	88	5	3	603	88	5	—	—
503	Lumber and other construction materials	6	(D)	(D)	BB	5	3 177	231	(D)	1	(D)
504	Professional and commercial equipment and supplies	18	34 826	4 085	189	15	25 671	2 892	143	3	9 155
505	Metals and minerals, except petroleum	5	(D)	(D)	BB	4	(D)	(D)	BB	1	(D)
506	Electrical goods	19	(D)	(D)	CC	18	(D)	(D)	CC	1	(D)
507	Hardware, and plumbing and heating equipment and supplies	12	(D)	(D)	BB	11	(D)	(D)	BB	1	(D)
508	Machinery, equipment, and supplies	62	411 565	23 001	675	52	(D)	(D)	EE	10	(D)
509	Miscellaneous durable goods	19	(D)	(D)	CC	16	(D)	(D)	CC	3	(D)
51	Nondurable goods	79	317 367	25 724	919	69	276 793	23 410	832	10	40 574
511	Paper and paper products	11	19 002	2 917	114	10	(D)	(D)	CC	1	(D)
512	Drugs, drug proprietaries, and druggists' sundries	3	(D)	(D)	EE	2	(D)	(D)	CC	1	(D)
513	Apparel, piece goods, and notions	2	(D)	(D)	AA	2	(D)	(D)	AA	—	—
514	Groceries and related products	18	(D)	(D)	CC	15	51 407	3 681	(D)	3	(D)
515	Farm-product raw materials	6	8 815	534	14	6	8 815	534	14	—	—
516	Chemicals and allied products	5	15 084	776	23	3	(D)	(D)	BB	2	(D)
517	Petroleum and petroleum products	6	19 280	1 027	48	5	(D)	(D)	BB	1	(D)
518	Beer, wine, and distilled alcoholic beverages	7	(D)	(D)	CC	7	(D)	(D)	CC	—	—
519	Miscellaneous nondurable goods	21	(D)	(D)	CC	19	(D)	(D)	CC	2	(D)

Table 7. Summary Statistics for Metropolitan Areas: 1992—Con.

[For meaning of abbreviations and symbols, see introductory text. For explanation of terms and comparability of 1987 and 1992 censuses, see appendix A. For definitions of CMSA's, MSA's, and PMSA's, see appendix D]

SIC code	Geographic area and kind of business	Estab-lish-ments (number)	Sales (\$1,000)	Annual payroll (\$1,000)	Paid employees for pay period including March 12 (number)	Merchant wholesalers			Other operating types	
						Estab-lish-ments (number)	Sales (\$1,000)	Annual payroll (\$1,000)	Paid employees for pay period including March 12 (number)	Estab-lish-ments (number)
MINNEAPOLIS-ST. PAUL, MN-WI MSA—Con.										
51	Nondurable goods—Con.									
514	Groceries and related products—Con.									
5146	Fish and seafoods	7	62 358	1 080	29	5	(D)	(D)	AA	2 (D)
5147	Meats and meat products	37	694 678	19 331	595	33	321 492	14 074	473	4 373 186
5148	Fresh fruits and vegetables	60	503 719	34 896	1 034	51	446 260	32 298	987	9 57 459
5149	Groceries and related products, n.e.c.	139	(D)	(D)	GG	78	(D)	(D)	FF	61 2 179 913
515	Farm-product raw materials	84	6 445 509	36 433	1 134	70	5 283 498	31 867	941	14 1 162 011
5153	Grain and field beans	70	(D)	(D)	FF	62	(D)	(D)	FF	8 (D)
5154	Livestock	9	(D)	(D)	CC	3	(D)	(D)	BB	6 (D)
5159	Farm-product raw materials, n.e.c.	5	(D)	(D)	BB	5	(D)	(D)	BB	— (—)
516	Chemicals and allied products	209	1 792 658	83 349	2 280	145	427 553	54 458	1 602	64 1 365 105
5162	Plastics materials and basic forms and shapes	72	561 163	23 450	772	43	121 946	17 096	631	29 439 217
5169	Chemicals and allied products, n.e.c.	137	1 231 495	59 899	1 508	102	305 607	37 362	971	35 925 888
517	Petroleum and petroleum products	103	1 720 581	31 332	1 126	90	962 080	25 174	946	13 758 501
5171	Petroleum bulk stations and terminals	75	1 285 824	23 769	849	66	583 328	18 618	696	9 702 496
5172	Petroleum and petroleum products wholesalers, except bulk stations and terminals	28	434 757	7 563	277	24	378 752	6 556	250	4 56 005
518	Beer, wine, and distilled alcoholic beverages	46	642 167	43 788	1 300	41	534 936	40 620	1 228	5 107 231
5181	Beer and ale	31	248 286	21 217	657	31	248 286	21 217	657	— (—)
5182	Wine and distilled alcoholic beverages	15	393 881	22 571	643	10	286 650	19 403	571	5 107 231
519	Miscellaneous nondurable goods	564	3 338 952	193 331	6 576	443	1 614 801	152 079	5 490	121 1 724 151
5191	Farm supplies	160	1 753 664	64 713	2 291	132	602 968	48 015	1 858	28 1 150 696
5192	Books, periodicals, and newspapers	64	324 276	31 255	1 007	50	137 360	21 788	734	14 186 916
5193	Flowers, nursery stock, and florists' supplies	43	69 413	10 673	538	40	66 043	10 578	534	3 3 370
5194	Tobacco and tobacco products	12	449 518	18 350	638	11	(D)	(D)	FF	1 (D)
5198	Paints, varnishes, and supplies	49	117 503	11 898	489	25	62 952	8 456	370	24 54 551
5199	Nondurable goods, n.e.c.	236	624 578	56 442	1 613	185	(D)	(D)	GG	51 (D)
SHEBOYGAN, WI MSA										
	Wholesale trade	148	1 032 804	65 200	2 327	129	671 174	49 202	1 820	19 361 630
50	Durable goods	83	298 993	25 330	915	73	157 678	18 382	707	10 141 315
501	Motor vehicles and motor vehicle parts and supplies	19	(D)	(D)	CC	19	(D)	(D)	CC	— (—)
502	Furniture and homefurnishings	—	—	—	—	—	—	—	—	— (—)
503	Lumber and other construction materials	5	39 123	3 416	82	3	(D)	(D)	BB	2 (D)
504	Professional and commercial equipment and supplies	8	8 049	1 914	88	8	8 049	1 914	88	— (—)
505	Metals and minerals, except petroleum	6	(D)	(D)	BB	4	(D)	(D)	BB	2 (D)
506	Electrical goods	4	9 437	1 791	76	4	9 437	1 791	76	— (—)
507	Hardware, and plumbing and heating equipment and supplies	4	16 947	2 268	75	4	16 947	2 268	75	— (—)
508	Machinery, equipment, and supplies	26	165 086	10 181	345	21	34 672	3 438	145	5 130 414
509	Miscellaneous durable goods	11	(D)	(D)	BB	10	(D)	(D)	BB	1 (D)
51	Nondurable goods	65	733 811	39 870	1 412	56	513 496	30 820	1 113	9 220 315
511	Paper and paper products	7	(D)	(D)	BB	6	(D)	(D)	BB	1 (D)
512	Drugs, drug proprietaries, and druggists' sundries	1	(D)	(D)	AA	1	(D)	(D)	AA	— (—)
513	Apparel, piece goods, and notions	2	(D)	(D)	AA	1	(D)	(D)	AA	1 (D)
514	Groceries and related products	21	608 427	27 252	946	16	405 553	20 310	711	5 202 874
515	Farm-product raw materials	1	(D)	(D)	AA	1	(D)	(D)	AA	— (—)
516	Chemicals and allied products	7	16 251	3 075	62	6	(D)	(D)	BB	1 (D)
517	Petroleum and petroleum products	4	35 811	1 716	80	4	35 811	1 716	80	— (—)
518	Beer, wine, and distilled alcoholic beverages	2	(D)	(D)	BB	2	(D)	(D)	BB	— (—)
519	Miscellaneous nondurable goods	20	(D)	(D)	CC	19	(D)	(D)	CC	1 (D)
WAUSAU, WI MSA										
	Wholesale trade	288	992 813	99 007	4 141	250	640 140	72 856	3 113	38 352 673
50	Durable goods	195	468 670	53 685	2 235	180	436 183	51 269	2 125	15 32 487
501	Motor vehicles and motor vehicle parts and supplies	33	70 259	7 505	477	31	(D)	(D)	EE	2 (D)
502	Furniture and homefurnishings	4	(D)	(D)	BB	3	(D)	(D)	AA	1 (D)
503	Lumber and other construction materials	20	87 048	8 418	300	18	(D)	(D)	EE	2 (D)
504	Professional and commercial equipment and supplies	29	50 662	9 829	386	24	45 695	8 979	354	5 4 967
505	Metals and minerals, except petroleum	5	31 058	4 040	134	4	(D)	(D)	CC	1 (D)
506	Electrical goods	14	36 101	3 343	132	11	30 000	3 049	119	3 6 101

WHOLESALE TRADE—GEOGRAPHIC AREA SERIES

WISCONSIN WI-43

Table 7. Summary Statistics for Metropolitan Areas: 1992—Con.

[For meaning of abbreviations and symbols, see introductory text. For explanation of terms and comparability of 1987 and 1992 censuses, see appendix A. For definitions of CMSA's, MSA's, and PMSA's, see appendix D]

SIC code	Geographic area and kind of business	Estab-lish-ments (number)	Sales (\$1,000)	Annual payroll (\$1,000)	Paid employees for pay period including March 12 (number)	Merchant wholesalers			Other operating types		
						Estab-lish-ments (number)	Sales (\$1,000)	Annual payroll (\$1,000)	Paid employees for pay period including March 12 (number)	Estab-lish-ments (number)	Sales (\$1,000)
	WAUSAU, WI MSA—Con.										
50	Durable goods—Con.										
507	Hardware, and plumbing and heating equipment and supplies	15	35 717	4 096	160	15	35 717	4 096	160	—	—
508	Machinery, equipment, and supplies	61	(D)	(D)	EE	60	(D)	(D)	EE	1	(D)
509	Miscellaneous durable goods	14	(D)	(D)	CC	14	(D)	(D)	CC	—	—
51	Nondurable goods.....	93	524 143	45 322	1 906	70	203 957	21 587	988	23	320 186
511	Paper and paper products	7	14 977	1 884	59	4	(D)	(D)	BB	3	(D)
512	Drugs, drug proprietaries, and druggists' sundries	—	—	—	—	—	—	—	—	—	—
513	Apparel, piece goods, and notions	1	(D)	(D)	AA	—	—	—	(D)	1	(D)
514	Groceries and related products	24	293 974	27 387	1 119	16	53 682	6 030	309	8	240 292
515	Farm-product raw materials.....	3	(D)	(D)	BB	2	(D)	(D)	AA	1	(D)
516	Chemicals and allied products	2	(D)	(D)	AA	1	(D)	(D)	AA	1	(D)
517	Petroleum and petroleum products	15	60 092	3 698	169	12	(D)	(D)	CC	3	(D)
518	Beer, wine, and distilled alcoholic beverages	4	19 336	3 002	86	4	19 336	3 002	86	—	—
519	Miscellaneous nondurable goods	37	(D)	(D)	EE	31	(D)	(D)	EE	6	(D)

Table 8. Summary Statistics for the Area Outside Metropolitan Areas: 1992

[For meaning of abbreviations and symbols, see introductory text. For explanation of terms and comparability of 1987 and 1992 censuses, see appendix A. For definitions of CMSA's, MSA's, and PMSA's, see appendix D]

SIC code	Kind of business	Estab-lish-ments (number)	Sales (\$1,000)	Annual payroll (\$1,000)	Paid employees for pay period including March 12 (number)	Merchant wholesalers			Other operating types		
						Estab-lish-ments (number)	Sales (\$1,000)	Annual payroll (\$1,000)	Paid employees for pay period including March 12 (number)	Estab-lish-ments (number)	Sales (\$1,000)
	Wholesale trade	2 666	7 457 110	546 072	24 717	2 490	5 976 559	485 358	22 348	176	1 480 551
50	Durable goods	1 342	2 692 803	255 466	11 476	1 258	(D)	(D)	JJ	84	(D)
501	Motor vehicles and motor vehicle parts and supplies	345	(D)	(D)	HH	335	(D)	(D)	GG	10	(D)
5012	Automobiles and other motor vehicles	52	(D)	(D)	FF	48	(D)	(D)	FF	4	(D)
5013	Motor vehicle supplies and new parts	198	(D)	(D)	GG	196	(D)	(D)	GG	2	(D)
5014	Tires and tubes	32	58 837	6 670	310	28	(D)	(D)	EE	4	(D)
5015	Motor vehicle parts, used.....	63	(D)	(D)	EE	63	(D)	(D)	EE	—	—
502	Furniture and homefurnishings	34	(D)	(D)	EE	28	43 142	4 152	252	6	(D)
5021	Furniture	14	53 760	2 419	142	10	27 967	2 244	137	4	25 793
5023	Homefurnishings.....	20	(D)	(D)	CC	18	15 175	1 908	115	2	(D)
503	Lumber and other construction materials	69	(D)	(D)	FF	59	164 364	16 742	601	10	(D)
5031	Lumber, plywood, millwork, and wood panels	37	125 558	9 476	407	30	103 264	8 446	372	7	22 294
5032	Brick, stone, and related construction materials	12	17 842	5 054	101	11	(D)	(D)	CC	1	(D)
5033	Roofing, siding, and insulation materials	10	35 295	1 853	80	9	(D)	(D)	BB	1	(D)
5039	Construction materials, n.e.c.	10	(D)	(D)	BB	9	9 561	1 494	50	1	(D)
504	Professional and commercial equipment and supplies	89	(D)	(D)	FF	87	(D)	(D)	FF	2	(D)
5043	Photographic equipment and supplies.....	2	(D)	(D)	AA	2	(D)	(D)	AA	—	—
5044	Office equipment	25	(D)	(D)	BB	24	(D)	(D)	BB	1	(D)
5045	Computers and computer peripheral equipment and software	36	25 404	2 966	148	35	(D)	(D)	CC	1	(D)
5046	Commercial equipment, n.e.c.	8	10 348	361	30	8	10 348	361	30	—	—
5047	Medical, dental, and hospital equipment and supplies	13	11 674	1 953	87	13	11 674	1 953	87	—	—
5048	Ophthalmic goods	1	(D)	(D)	AA	1	(D)	(D)	AA	—	—
5049	Professional equipment and supplies, n.e.c.	4	102 550	12 275	576	4	102 550	12 275	576	—	—
505	Metals and minerals, except petroleum	25	(D)	(D)	CC	20	(D)	(D)	CC	5	(D)
5051	Metals service centers and offices	22	69 712	3 050	117	17	(D)	(D)	CC	5	(D)
5052	Coal and other minerals and ores	3	(D)	(D)	AA	3	(D)	(D)	AA	—	—
506	Electrical goods	80	241 468	19 289	760	71	202 340	17 181	700	9	39 128
5063	Electrical apparatus and equipment, wiring supplies, and construction materials	50	190 804	12 577	420	43	(D)	(D)	EE	7	(D)
5064	Electrical appliances, television and radio sets	4	(D)	(D)	BB	4	(D)	(D)	BB	—	—
5065	Electronic parts and equipment, n.e.c.	26	(D)	(D)	EE	24	(D)	(D)	EE	2	(D)
507	Hardware, and plumbing and heating equipment and supplies	86	115 371	13 746	601	80	109 711	13 501	590	6	5 660
5072	Hardware	26	(D)	(D)	CC	25	(D)	(D)	CC	1	(D)
5074	Plumbing and heating equipment and supplies (hydronics).....	31	(D)	(D)	CC	29	(D)	(D)	CC	2	(D)
5075	Warm air heating and air-conditioning equipment and supplies	20	(D)	(D)	BB	18	(D)	(D)	BB	2	(D)
5078	Refrigeration equipment and supplies	9	(D)	(D)	BB	8	(D)	(D)	BB	1	(D)

WI-44 WISCONSIN

WHOLESALE TRADE—GEOGRAPHIC AREA SERIES

Table 8. Summary Statistics for the Area Outside Metropolitan Areas: 1992—Con.

[For meaning of abbreviations and symbols, see introductory text. For explanation of terms and comparability of 1987 and 1992 censuses, see appendix A. For definitions of CMSA's, MSA's, and PMSA's, see appendix D]

SIC code	Kind of business	Estab-lish-ments (number)	Sales (\$1,000)	Annual payroll (\$1,000)	Paid employees for pay period including March 12 (number)	Merchant wholesalers			Other operating types		
						Estab-lish-ments (number)	Sales (\$1,000)	Annual payroll (\$1,000)	Paid employees for pay period including March 12 (number)	Estab-lish-ments (number)	Sales (\$1,000)
	Wholesale trade—Con.										
50	Durable goods—Con.										
508	Machinery, equipment, and supplies	455	(D)	(D)	HH	427	712 634	82 429	3 583	28	(D)
5082	Construction and mining (except petroleum) machinery and equipment	21	64 133	3 734	148	19	(D)	(D)	CC	2	(D)
5083	Farm and garden machinery and equipment	303	(D)	(D)	GG	290	455 168	48 963	2 376	13	(D)
5084	Industrial machinery and equipment	80	(D)	(D)	EE	69	82 561	10 984	399	11	(D)
5085	Industrial supplies	35	(D)	(D)	EE	34	(D)	(D)	EE	1	(D)
5087	Service establishment equipment and supplies	12	(D)	(D)	EE	11	(D)	(D)	CC	1	(D)
5088	Transportation equipment and supplies, except motor vehicles	4	(D)	(D)	BB	4	(D)	(D)	BB	-	-
509	Miscellaneous durable goods	159	619 356	43 665	1 831	151	(D)	(D)	GG	8	(D)
5091	Sporting and recreational goods and supplies	33	431 625	22 995	789	30	(D)	(D)	EE	3	(D)
5092	Toys and hobby goods and supplies	8	(D)	(D)	BB	8	(D)	(D)	BB	-	-
5093	Scrap and waste materials	64	125 616	12 592	661	62	(D)	(D)	FF	2	(D)
5094	Jewelry, watches, precious stones, and precious metals	8	(D)	(D)	CC	8	(D)	(D)	CC	-	-
5099	Durable goods, n.e.c.	46	35 451	3 793	212	43	29 031	3 516	202	3	6 420
51	Nondurable goods.....	1 324	4 764 307	290 606	13 241	1 232	(D)	(D)	JJ	92	(D)
511	Paper and paper products	60	(D)	(D)	EE	56	63 525	8 258	423	4	(D)
5111	Printing and writing paper	1	(D)	(D)	AA	1	(D)	(D)	AA	-	-
5112	Stationery and office supplies	45	(D)	(D)	EE	43	(D)	(D)	EE	2	(D)
5113	Industrial and personal service paper	14	(D)	(D)	BB	12	(D)	(D)	BB	2	(D)
512	Drugs, drug proprietaries, and druggists' sundries	12	(D)	(D)	CC	12	(D)	(D)	CC	-	-
5122	Drugs, drug proprietaries, and druggists' sundries	12	(D)	(D)	CC	12	(D)	(D)	CC	-	-
513	Apparel, piece goods, and notions	20	(D)	(D)	CC	17	(D)	(D)	CC	3	(D)
5131	Piece goods, notions, and other dry goods	5	(D)	(D)	BB	5	(D)	(D)	BB	-	-
5136	Men's and boys' clothing and furnishings	7	(D)	(D)	BB	5	(D)	(D)	AA	2	(D)
5137	Women's, children's, and infants' clothing and accessories	5	(D)	(D)	BB	5	(D)	(D)	BB	-	-
5139	Footwear	3	(D)	(D)	BB	2	(D)	(D)	AA	1	(D)
514	Groceries and related products	231	1 647 914	98 157	3 957	199	1 253 737	74 575	3 051	32	394 177
5141	Groceries, general line	18	275 895	21 790	806	18	275 895	21 790	806	-	-
5142	Packages frozen foods	13	(D)	(D)	EE	12	(D)	(D)	EE	1	(D)
5143	Dairy products, except dried or canned	76	468 842	22 171	990	69	248 511	11 173	520	7	220 331
5144	Poultry and poultry products	6	14 470	1 562	107	6	14 470	1 562	107	-	-
5145	Confectionery	14	20 939	1 553	75	13	(D)	(D)	BB	1	(D)
5146	Fish and seafoods	11	8 303	1 033	75	10	(D)	(D)	BB	1	(D)
5147	Meats and meat products	14	(D)	(D)	CC	13	(D)	(D)	CC	1	(D)
5148	Fresh fruits and vegetables	21	102 062	6 229	295	18	90 147	5 890	280	3	11 915
5149	Groceries and related products, n.e.c.	58	530 741	32 624	1 165	40	396 319	21 211	799	18	134 422
515	Farm-product raw materials	113	821 964	16 428	1 091	93	(D)	(D)	FF	20	(D)
5153	Grain and field beans	47	(D)	(D)	EE	47	(D)	(D)	EE	-	-
5154	Livestock	57	551 927	5 325	581	38	(D)	(D)	EE	19	(D)
5159	Farm-product raw materials, n.e.c.	9	(D)	(D)	BB	8	(D)	(D)	BB	1	(D)
516	Chemicals and allied products	37	108 115	10 633	326	29	(D)	(D)	CC	8	(D)
5162	Plastics materials and basic forms and shapes	11	35 120	3 290	104	9	(D)	(D)	CC	2	(D)
5169	Chemicals and allied products, n.e.c.	26	72 995	7 343	222	20	33 328	4 119	144	6	39 667
517	Petroleum and petroleum products	221	554 319	26 043	1 461	212	536 607	25 144	1 428	9	17 712
5171	Petroleum bulk stations and terminals	196	(D)	(D)	GG	189	(D)	(D)	GG	7	(D)
5172	Petroleum and petroleum products wholesalers, except bulk stations and terminals	25	(D)	(D)	CC	23	(D)	(D)	CC	2	(D)
518	Beer, wine, and distilled alcoholic beverages	67	(D)	(D)	FF	67	(D)	(D)	FF	-	-
5181	Beer and ale	64	(D)	(D)	FF	64	(D)	(D)	FF	-	-
5182	Wine and distilled alcoholic beverages	3	(D)	(D)	CC	3	(D)	(D)	CC	-	-
519	Miscellaneous nondurable goods	563	1 239 479	98 460	4 812	547	1 189 573	94 887	4 623	16	49 906
5191	Farm supplies	464	848 777	71 193	3 523	461	829 033	70 364	3 484	3	19 744
5192	Books, periodicals, and newspapers	12	63 476	10 227	351	10	(D)	(D)	CC	2	(D)
5193	Flowers, nursery stock, and florists' supplies	9	(D)	(D)	BB	9	(D)	(D)	BB	-	-
5194	Tobacco and tobacco products	11	269 558	10 334	515	11	269 558	10 334	515	-	-
5198	Paints, varnishes, and supplies	8	(D)	(D)	BB	4	(D)	(D)	BB	4	(D)
5199	Nondurable goods, n.e.c.	59	42 200	4 055	305	52	35 710	3 872	295	7	6 490

Table 10. Counties Ranked by Volume of Sales: 1992

[For meaning of abbreviations and symbols, see introductory text. For explanation of terms and comparability of 1987 and 1992 censuses, see appendix A. For information on geographic areas followed by ▲, see appendix F]

Geographic area	Rank ¹	Sales (\$1,000)	Cumulative		Geographic area	Rank ¹	Sales (\$1,000)	Cumulative	
			Sales (\$1,000)	Percent of State total				Sales (\$1,000)	Percent of State total
Wisconsin ▲ -----	(X)	47 597 932	47 597 932	100.0	Wisconsin ▲--Con.				
Milwaukee -----	1	10 084 322	10 084 322	21.2	Calumet -----	36	127 187	45 595 540	95.8
Waukesha -----	2	8 650 981	18 735 303	39.4	Pierce -----	37	122 211	45 717 751	96.0
Dane -----	3	3 590 583	22 325 886	46.9	Barron -----	38	121 989	45 839 740	96.3
Brown -----	4	3 191 808	25 517 694	53.6	Trempealeau -----	39	119 237	45 958 977	96.6
La Crosse -----	5	2 559 410	28 077 104	59.0	Iowa -----	40	117 570	46 076 547	96.8
Racine -----	6	1 822 710	29 899 814	62.8	Dunn -----	41	110 695	46 187 242	97.0
Outagamie -----	7	1 590 096	31 489 910	66.2	Vernon -----	42	94 859	46 282 101	97.2
Kenosha -----	8	1 350 666	32 840 576	69.0	Taylor -----	43	91 953	46 374 054	97.4
Winnebago -----	9	1 128 546	33 969 122	71.4	Polk -----	44	87 976	46 462 030	97.6
Sheboygan -----	10	1 032 804	35 001 926	73.5	Marinette -----	45	86 863	46 548 893	97.8
Rock -----	11	1 001 045	36 002 971	75.6	Crawford -----	46	86 265	46 635 158	98.0
Marathon -----	12	992 813	36 995 784	77.7	Oneida -----	47	79 429	46 714 587	98.1
Fond du Lac -----	13	775 712	37 771 496	79.4	Lafayette -----	48	77 931	46 792 518	98.3
Douglas -----	14	755 422	38 526 918	80.9	Richland -----	49	68 816	46 861 334	98.5
Washington -----	15	634 606	39 161 524	82.3	Oconto -----	50	65 799	46 927 133	98.6
Ozaukee -----	16	569 572	39 731 096	83.5	Lincoln -----	51	60 153	46 987 286	98.7
Wood -----	17	512 708	40 243 804	84.5	Pepin -----	52	59 279	47 046 565	98.8
Portage -----	18	511 866	40 755 670	85.6	Door -----	53	53 167	47 099 732	99.0
Eau Claire -----	19	489 042	41 244 712	86.7	Marquette -----	54	52 884	47 152 616	99.1
Walworth -----	20	473 094	41 717 806	87.6	Waushara -----	55	52 208	47 204 824	99.2
Jefferson -----	21	438 371	42 156 177	88.6	Ashland -----	56	46 041	47 250 865	99.3
Sauk -----	22	435 390	42 591 567	89.5	Green Lake -----	57	42 783	47 293 648	99.4
Green -----	23	335 806	42 927 373	90.2	Washburn -----	58	41 389	47 335 037	99.4
Chippewa -----	24	312 321	43 239 694	90.8	Buffalo -----	59	39 792	47 374 829	99.5
Columbia -----	25	298 816	43 538 510	91.5	Price -----	60	35 787	47 410 616	99.6
Dodge -----	26	298 252	43 836 762	92.1	Kewaunee -----	61	35 691	47 446 307	99.7
Manitowoc -----	27	264 454	44 101 216	92.7	Vilas -----	62	27 975	47 474 282	99.7
Grant -----	28	229 237	44 330 453	93.1	Jackson -----	63	27 640	47 501 922	99.8
Waupaca -----	29	202 766	44 533 219	93.6	Rusk -----	64	22 774	47 524 696	99.8
Shawano -----	30	196 145	44 729 364	94.0	Sawyer -----	65	21 236	47 545 932	99.9
Juneau -----	31	166 521	44 895 885	94.3	Adams -----	66	15 293	47 561 225	99.9
Langlade -----	32	150 544	45 046 429	94.6	Forest -----	67	10 632	47 571 857	99.9
Monroe -----	33	147 688	45 194 117	94.9	Iron -----	68	8 640	47 580 497	100.0
Clark -----	34	139 559	45 333 676	95.2	Bayfield -----	69	7 017	47 587 514	100.0
St. Croix -----	35	134 677	45 468 353	95.5	Florence -----	70	5 271	47 592 785	100.0
					Burnett -----	71	5 147	47 597 932	100.0
					Menominee -----	(X)	-		100.0

¹Counties with suppressed sales (if applicable) are listed at end of table rather than by rank to avoid disclosing data for individual companies.

Appendix A.

General Explanation

CENSUS COVERAGE AND METHODOLOGY

Structure and method of enumeration. All wholesale firms that had at least one quarter of payroll in 1992 were included in the census of wholesale trade and were mailed either a regular census form or a short form designed to collect basic data and classification information only. The coverage and the method of obtaining census information from each follow:

1. Large companies, i.e., all multiunit firms and all single unit firms above the payroll size cutoff established to separate large from small employers, and a 10-percent sample of the small employers were mailed the appropriate 1992 Census of Distributive Trades establishment report forms. Although the payroll cutoff varied by kind of business, small employers generally included firms with one to three employees and represented about 10 percent of total wholesale sales. For the large companies, a report of company organization is conducted periodically to identify firms which operated establishments at more than one location and to obtain information on payroll and mid-March employment at each location. The 1991 Report of Company Organization was used as a coverage check in the census. In the 1992 Census, all multiestablishment firms were asked to notify the Census Bureau of any establishments for which a form was not received. Report forms were subsequently provided to the firms for these establishments.
2. Small companies other than those included in the 10-percent sample described above were mailed the short forms, which did not include questions on sales by commodity lines and employment by principal activity.

Method of classifying kinds of business. Establishments receiving the regular census forms were classified on the basis of their answers to questions on sales by commodity lines and other inquiries. Those that received short forms were classified on the basis of their self-designation and answers to other inquiries.

COMPARABILITY OF THE 1987 AND 1992 CENSUSES

The 1987 and 1992 censuses were conducted under similar conditions and procedures except for the following:

Classifications. In both 1992 and 1987, classifications are based on the *1987 Standard Industrial Classification (SIC) Manual*.¹ As a result of a later clarification in 1992, the sale of industrial controls has been classified in electrical apparatus and equipment, wiring supplies, and construction materials (SIC 5063) as it was in 1982 and all previous censuses. In 1987, the sale of industrial controls was classified in industrial machinery and equipment (SIC 5084).

Geographic areas. The boundaries of a number of areas for which data are shown in the 1992 census are not the same as in the 1987 census because of annexations; other boundary changes; and redefinitions of metropolitan statistical areas (MSA's), primary metropolitan statistical areas (PMSA's), and consolidated metropolitan statistical areas (CMSA's).² In addition, data for consolidated cities are included in the 1992 census.

Data for special economic urban areas (SEUA's) with 10,000 inhabitants or more in Michigan, Minnesota, New York, and Wisconsin qualified for publication in the 1992 census. This included townships in Michigan and Minnesota and towns in New York and Wisconsin. However, Minnesota did not have any townships that met the publication criteria.

EXPLANATION OF TERMS

Establishments. An establishment is a single physical location at which business is conducted. It is not necessarily identical with a company or enterprise, which may consist of one establishment or more. Census of wholesale trade figures represent a summary of reports for individual establishments rather than companies. For cases where a census report was received, separate information was obtained for each location where business was conducted. When administrative records of other Federal agencies were used instead of a census report, no information was available on the number of locations operated. Estimates of this number were derived from a sample and are provided in the wholesale trade report, *Miscellaneous*

¹*Standard Industrial Classification Manual: 1987.* For sale by Superintendent of Documents, U.S. Government Printing Office, Washington, DC 20402. Stock No. 041-001-00314-2.

²Newly defined metropolitan areas (MA's) were announced by the Office of Management and Budget (OMB) effective June 30, 1993.

Subjects (WC92-S-4). Each wholesale establishment was tabulated according to the physical location at which the business was conducted. The count of establishments represents the number in business at any time during 1992. Appendix G provides a comparison of the number of establishments active any time during the year versus the number in business at the end of the year.

When two activities or more were carried on at a single location under a single ownership, all activities generally were grouped together as a single establishment. The entire establishment was classified on the basis of its major activity and all data for it were included in that classification. However, when distinct and separate economic activities (for which different industry classification codes were appropriate) were conducted at a single location under a single ownership, and when conditions prescribed by the SIC manual for recognizing the existence of more than one establishment were met, separate establishment reports for each of the different activities were obtained in the census.

Firms. A firm is a business organization or entity consisting of one domestic establishment (location) or more under common ownership or control. All establishments of subsidiary firms are included as part of the owning or controlling firm. For the economic census, the terms "firm" and "company" are synonymous.

Sales. Sales include merchandise sold for cash or credit at wholesale and retail by establishments primarily engaged in wholesale trade; receipts from rental or leasing of vehicles, equipment, instruments, tools, etc.; receipts for delivery, installation, maintenance, repair, alteration, storage, and other services; and gasoline, liquor, tobacco, and other excise taxes which are paid by the manufacturer and passed on to the wholesaler.

Sales are net after deductions for refunds and allowances for merchandise returned by customers. Trade-in allowances are not deducted from total sales. Total sales do not include carrying or other credit charges; sales (or other) taxes collected from customers and forwarded to taxing authorities; and nonoperating income from such sources as investments, rental or sale of real estate, etc.

Sales in this report do not include wholesale sales made by manufacturers, retailers, service establishments, or other businesses whose primary activity is other than wholesale trade. They do include receipts other than from the sale of merchandise at wholesale, e.g., service receipts, retail sales, etc., by establishments primarily engaged in wholesale trade.

Sales figures include sales of all establishments in business at any time during the year. Sales shown for agents and brokers represented the value of the goods involved in the transactions rather than the commissions received or earnings.

Annual payroll. Payroll includes all forms of compensation such as salaries, wages, commissions, bonuses, vacation allowances, sick-leave pay, employee contributions to

qualified pension plans, and the value of payments in kind (e.g., free meals and lodgings) paid during the year to all employees. For corporations, payroll includes amounts paid to officers and executives; for unincorporated businesses, it does not include profit or other compensation of proprietors or partners. Payroll is reported before deductions for social security, income tax, insurance, union dues, etc. This definition of payroll is the same as that used on Internal Revenue Service (IRS) form 941.

First quarter payroll. This item consists of payroll, as defined above, paid to persons employed at any time during the quarter January to March 1992.

Paid employees for pay period including March 12. Paid employees consist of the full- and part-time employees, including salaried officers and executives of corporations, who were on the payroll during the pay period including March 12. Included are employees on paid sick leave, paid holidays, and paid vacations; not included are proprietors and partners of unincorporated businesses. The definition of paid employees is the same as that used on IRS form 941.

1992 and 1991 inventories. Inventories consist of stocks of merchandise for sale at the end of 1992 and 1991. They were reported on an ownership basis; all merchandise owned by reporting establishments is included, even though some may be held by others for sale on consignment. Goods held by the reporting establishment, but owned by others, are not included. Data for 1992 and 1991 inventories LIFO composition are published in the 1992 Census of Wholesale Trade report, *Miscellaneous Subjects (WC92-S-4)*.

Operating expenses. Operating expenses include payroll as well as overhead expenses of the establishment. They do not include the cost of goods sold; income or excise taxes; or withdrawals by proprietors or partners of unincorporated businesses.

Auxiliary establishments. Each company included in this census was asked to identify and separately report auxiliary locations whose primary functions were to manage, administer, service, or support the activities of the other establishments of the company. Data presented in this report do not include auxiliary establishments. Data for auxiliaries are presented in a subsequent report issued as part of the 1992 Enterprise Statistics reports.

KIND-OF-BUSINESS CLASSIFICATIONS

Wholesale trade, major groups 50 and 51 in the 1987 SIC manual, includes establishments primarily engaged in selling merchandise to retailers; to industrial, commercial, institutional, farm, or professional business users; or to other wholesalers; or acting as agents or brokers in buying merchandise for or selling merchandise to such persons or companies.

The principal types of establishments included are:

1. Merchant wholesalers who take title to the goods they sell, such as wholesale merchants or jobbers, industrial distributors, voluntary group wholesalers, drop shippers, retailer cooperative warehouses, terminal elevators, and cooperative buying associations.
2. Manufacturers' sales branches and offices (but not retail stores) maintained by manufacturing or mining enterprises apart from their plants or mines for the purpose of marketing their products. Sales branches and offices located at plants are included when separate records are available.
3. Agents, brokers, and commission merchants who buy or sell products owned by others on a commission or agency basis.

Establishments primarily engaged in the wholesale distribution of used products are classified on the basis of the product sold. Establishments primarily engaged in selling merchandise to contractors are included in wholesale trade, with the exception of lumber yards and paint, glass, and wallpaper stores. These exceptions are classified in retail trade if they consider themselves retail, sell to the general public, and their sales to contractors and the general public is more than half their total sales.

Establishments covered by the census were assigned kind-of-business classifications according to the industry classifications defined in the 1987 SIC manual. When a more detailed classification than defined in the SIC manual was needed, additional kinds-of-business were identified within an SIC industry.

Kind-of-business classifications are not interchangeable with commodity classifications, because most businesses sell several kinds of commodities. The kind-of-business code assigned generally reflects either the individual commodity or the commodity group which is the primary source of the establishment's receipts, or some mixture of commodities which characterizes the establishment's business. Thus, the classification of establishments by kind of business does not make it possible to determine either the number of establishments handling a particular commodity or the sales of that commodity. For example, the groceries and related products classification excludes establishments selling food if the sale of food is not the primary source of receipts; moreover, even though establishments are classified as groceries and related products, some of their receipts may be derived from the sale of nonfood products. Information on the extent to which commodities are handled by different kinds of business is available in the 1992 Census of Wholesale Trade report, *Commodity Line Sales* (WC92-S-3). Descriptions of the 1992 Census of Wholesale Trade kind-of-business classifications follow:

Durable Goods (SIC Major Group 50)

This major group includes establishments primarily engaged in the wholesale distribution of durable goods.

Motor vehicles and motor vehicle parts and supplies (SIC 501)

Automobiles and other motor vehicles (SIC 5012).

Establishments primarily engaged in the wholesale distribution of new and used passenger automobiles, trucks, trailers, and other motor vehicles, including motorcycles, motor homes, and snowmobiles. Automobile distributors primarily engaged in selling at retail to individual customers for personal use, and also selling a limited amount of new and used passenger automobiles and trucks at wholesale, are classified in Retail Trade, Industry 5511.

SIC 5012 is subdivided in some tables into—

1. Automobile, light trucks, motorcycles, busses and recreational vehicles.
 - a. Automobiles and motorcycles.
 - b. Buses and recreational vehicles.
 - c. Light trucks and vans (14,000 lb or less).
2. Medium and heavy trucks and tractors (over 14,000 lb).
 - a. Medium trucks (14,001 to 26,000 lb).
 - b. Heavy trucks and tractors (over 26,000 lb).

Motor vehicle supplies and new parts (SIC 5013).

Establishments primarily engaged in the wholesale distribution of motor vehicle supplies, accessories, tools, and equipment; and new motor vehicle parts.

SIC 5013 is subdivided in some tables into—

1. Motor vehicle supplies and new parts—warehouse distributors.
2. Motor vehicle supplies and new parts—jobbers.
3. Petroleum products marketing equipment.

Tires and tubes (SIC 5014). Establishments primarily engaged in the wholesale distribution of tires and tubes for passenger and commercial vehicles.

Motor vehicle parts, used (SIC 5015). Establishments primarily engaged in the wholesale distribution at wholesale or retail of used motor vehicle parts. This industry includes establishments primarily engaged in dismantling motor vehicles for the purpose of selling parts. Establishments primarily engaged in dismantling motor vehicles for scrap are classified in Industry 5093.

Furniture and homefurnishings (SIC 502)

Furniture (SIC 5021). Establishments primarily engaged in the wholesale distribution of furniture, including bedsprings, mattresses, and other household furniture; office furniture;

and furniture for public parks and buildings. Establishments primarily engaged in the wholesale distribution of partitions, shelving, lockers, and store fixtures are classified in Industry 5046.

SIC 5021 is subdivided in some tables into—

1. Household and lawn furniture.
2. Office and business furniture.

Homefurnishings (SIC 5023). Establishments primarily engaged in the wholesale distribution of homefurnishings and housewares, including antiques; china; glassware and earthenware; lamps (including electric), curtains and draperies; linens and towels; and carpets, linoleum, and all other types of hard and soft surface floor coverings. Establishments primarily engaged in the wholesale distribution of other electrical household goods are classified in Industry 5064, and those distributing precious metal flatware are classified in Industry 5094.

SIC 5023 is subdivided in some tables into—

1. Household china, glassware, and crockery.
2. Linens, domestics, draperies, and curtains.
3. Floor coverings.
4. Other homefurnishings.

Lumber and other construction materials (SIC 503)

Lumber, plywood, millwork and wood panels (SIC 5031). Establishments, with or without yards, primarily engaged in the wholesale distribution of rough, dressed, and finished lumber (but not timber); plywood; reconstituted wood fiber products; doors and windows and their frames (all materials); wood fencing; and other wood or metal millwork.

SIC 5031 is subdivided in some tables into—

1. Lumber—without yard.
2. Lumber—with yard.
3. Plywood, millwork, and wood panels

Brick, stone, and related construction materials (SIC 5032). Establishments primarily engaged in the wholesale distribution of stone, cement, lime construction sand, and gravel; brick (except refractory); asphalt and concrete mixtures; and concrete, stone, and structural clay products (other than refractories). Distributors of industrial sand and of refractory materials are classified in Industry 5085. Establishments primarily engaged in producing ready-mixed concrete are classified in Manufacturing, Industry 3273.

SIC 5032 is subdivided in some tables into—

1. Brick, block, tile, clay/ cement sewer pipe.
2. Sand, gravel, and stone.
3. Cement, lime, and related products.

Roofing, siding, and insulation materials (SIC 5033). Establishments primarily engaged in the wholesale distribution of roofing, siding (except wood), and insulation materials.

Construction materials, n.e.c. (SIC 5039). Establishments primarily engaged in the wholesale distribution of mobile homes and of construction materials, not elsewhere classified, including prefabricated buildings and glass. Establishments selling construction materials to the general public and known as retail in the trade are classified in Retail Trade, Industry 5211. Establishments primarily engaged in marketing heavy structural metal products are classified in Industry 5051.

SIC 5039 is subdivided in some tables into—

1. Flat glass and other construction glass.
2. Other construction materials.

Professional and commercial equipment and supplies (SIC 504)

Photographic equipment and supplies (SIC 5043). Establishments primarily engaged in the wholesale distribution of photographic equipment and supplies. Establishments primarily engaged in the wholesale distribution of photocopy, microfilm, and similar equipment are classified in Industry 5044.

Office equipment (SIC 5044). Establishments primarily engaged in the wholesale distribution of office machines and related equipment, including photocopy and microfilm equipment, and safes and vaults. These establishments frequently also sell office supplies. However, establishments primarily engaged in wholesaling most office supplies are classified in Industry Group 511. Establishments primarily engaged in wholesaling office furniture are classified in Industry 5021; and those wholesaling computers and peripheral equipment are classified in Industry 5045.

Computers and computer peripheral equipment and software (SIC 5045). Establishments primarily engaged in the wholesale distribution of computers, computer peripheral equipment, and computer software. These establishments frequently may sell related supplies, but establishments primarily engaged in wholesaling supplies are classified according to the individual product (for example, computer paper in Industry 5112). Establishments primarily engaged in the wholesale distribution of modems and other electronic communications equipment are classified in Industry 5065. Establishments primarily engaged in selling computers and computer peripheral equipment and software for other than business or professional use are classified in Retail Trade, Industry 5734.

SIC 5045 is subdivided in some tables into—

1. Computers and peripheral equipment (selling primarily to business customers).

- a. Computers and peripheral equipment sold for resale.
 - b. Computers and peripheral equipment sold for end use.
2. Computer software (prepackaged, off-the-shelf).

Commercial equipment, n.e.c. (SIC 5046). Establishments primarily engaged in the wholesale distribution of commercial and related machines and equipment, not elsewhere classified, such as commercial cooking and food service equipment; partitions, shelving, lockers, and store fixtures; electrical signs; and balances and scales, except laboratory.

SIC 5046 is subdivided in some tables into—

1. Restaurant and hotel equipment and supplies.
2. Store machines and equipment.

Medical, dental, and hospital equipment and supplies (SIC 5047). Establishments primarily engaged in the wholesale distribution of surgical and other medical instruments, apparatus, and equipment; dentist equipment; artificial limbs; operating room and hospital equipment; X-ray machines; and other electromedical equipment and apparatus used by physicians and in hospitals. Also included in this industry are establishments primarily engaged in the wholesale distribution of professional supplies used by medical and dental practitioners.

SIC 5047 is subdivided in some tables into—

1. Medical and hospital equipment.
2. Dental equipment and supplies.

Ophthalmic Goods (SIC 5048). Establishments primarily engaged in the wholesale distribution of professional equipment and goods used, prescribed, or sold by ophthalmologists, optometrists, and opticians, including ophthalmic frames, lenses, and sunglass lenses.

Professional equipment and supplies, n.e.c. (SIC 5049). Establishments primarily engaged in the wholesale distribution of professional equipment and supplies, not elsewhere classified, such as drafting instruments, laboratory equipment, and scientific instruments.

SIC 5049 is subdivided in some tables into—

1. Religious and school supplies.
2. Other professional equipment and supplies, n.e.c. Establishments primarily engaged in selling specialty lines of professional equipment and supplies not mentioned above, such as veterinarian equipment and supplies, drafting supplies, and scientific equipment.

Metals and minerals, except petroleum (SIC 505)

Metals service centers and offices (SIC 5051). Establishments primarily engaged in marketing semifinished metal products, except precious metals. Establishments in

this industry may operate with warehouses (metals service centers) or without warehouses (metals sales offices). Establishments primarily engaged in marketing precious metals are classified in Industry 5092.

SIC 5051 is subdivided in some tables into—

1. Ferrous metals service centers and offices.
 - a. Ferrous metals service centers.
 - b. Ferrous metals sales offices.
2. Nonferrous metals service centers and offices.
 - a. Nonferrous metals service centers.
 - b. Nonferrous metals sales offices.

Coal and other minerals and ores (SIC 5052). Establishments primarily engaged in the wholesale distribution of coal and coke; copper, iron, lead, and other metallic ores, including precious metal ores; and crude nonmetallic minerals (including concentrates), except crude petroleum. Establishments primarily engaged in the wholesale distribution of nonmetallic minerals used in construction, such as sand and gravel, are classified in Industry 5032. Establishments primarily engaged in the wholesale distribution of crude petroleum are classified in Industry Group 517.

SIC 5052 is subdivided in some tables into—

1. Coal.
2. Other minerals and ores.

Electrical goods (SIC 506)

This industry group includes establishments primarily engaged in the wholesale distribution of electrical generating, distributing, and wiring equipment. It also includes household appliances, whether electrically, manually, or mechanically powered. This industry group does not include electrical commercial and industrial machines, in which electricity does the work directly, e.g., heating, turning a shaft, or ionizing a substance, or electrically powered commercial and industrial machines which are classified in Industry Group 504 or 508.

Electrical apparatus and equipment, wiring supplies, and construction materials (SIC 5063). Establishments primarily engaged in the wholesale distribution of electrical power equipment for the generation, transmission, distribution, or control of electric energy; electrical construction materials for outside power transmission lines and for electrical systems and electric light fixtures and bulbs. Construction contractors primarily engaged in installing electrical systems and equipment from their own stock are classified in Construction, Industry 1731.

Electrical appliances, television and radio sets (SIC 5064). Establishments primarily engaged in the wholesale distribution of radio and television receiving sets, other household electronic sound or video equipment, self-contained air-conditioning room units, and household

electrical appliances. Also included are establishments primarily engaged in the wholesale distribution of household gas and electric laundry equipment and refrigerators and freezers.

Electronic parts and equipment, n.e.c. (SIC 5065).

Establishments primarily engaged in the wholesale distribution of electronic parts and electronic communications equipment, not elsewhere classified, such as telephone and telegraph equipment; radio and television broadcasting and communications equipment; and intercommunications equipment. Establishments primarily engaged in the wholesale distribution of radio and television receiving sets, phonographs, CD-players, and other household sound or video equipment are classified in Industry 5064.

SIC 5065 is subdivided in some tables into—

1. Communications equipment.
2. Other electronic parts and equipment.

Hardware, and plumbing and heating equipment and supplies (SIC 507)

Hardware (SIC 5072). Establishments primarily engaged in the wholesale distribution of cutlery and general hardware, including hand saws; saw blades; brads, staples, and tacks; and bolts, nuts, rivets, and screws. Establishments primarily engaged in the wholesale distribution of nails, noninsulated wire, and screening are classified in Industry 5051.

Plumbing and heating equipment and supplies (hydronics) (SIC 5074). Establishments primarily engaged in the wholesale distribution of hydronic plumbing and heating equipment and supplies. Construction contractors primarily engaged in installing plumbing and heating equipment from their own stock are classified in Construction, Industry 1711.

Warm air heating and air-conditioning equipment and supplies (SIC 5075). Establishments primarily engaged in the wholesale distribution of warm air heating and air-conditioning equipment and supplies. Construction contractors primarily engaged in installing warm air heating and air-conditioning equipment are classified in Construction, Industry 1711.

Refrigeration equipment and supplies (SIC 5078). Establishments primarily engaged in the wholesale distribution of refrigeration equipment and supplies. Construction contractors primarily engaged in installation of refrigeration equipment from their own stock are classified in Construction, Industry 1711.

Machinery, equipment, and supplies (SIC 508)

Construction and mining (except petroleum) machinery and equipment (SIC 5082). Establishments primarily engaged in the wholesale distribution of construction or mining cranes, excavating machinery and equipment, power

shovels, road construction and maintenance machinery, tractor-mounting equipment, and other specialized machinery and equipment used in the construction, mining, and logging industries. Establishments engaged in marketing oil well machinery and equipment are classified in Industry 5084.

Farm and garden machinery and equipment (SIC 5083).

Establishments primarily engaged in the wholesale distribution of agricultural machinery and equipment for use in preparation and maintenance of the soil, the planting and harvesting of crops, and other operations and processes pertaining to work on the farm, lawn, or garden; and dairy and other livestock equipment.

SIC 5083 is subdivided in some tables into—

1. Farm machinery and equipment—farm dealers.
2. Farm machinery and equipment—wholesale distributors.
3. Lawn and garden machinery and equipment.

Industrial machinery and equipment (SIC 5084). Establishments primarily engaged in the wholesale distribution of industrial machinery and equipment, not elsewhere classified.

SIC 5084 is subdivided in some tables into—

1. Food-processing machinery and equipment.
2. General-purpose industrial machinery, equipment, and parts.
3. Metalworking machinery and equipment.
4. Materials handling equipment.
5. Oil well, oil refinery, and pipeline machinery, equipment, and supplies.
6. Other industrial machinery and equipment. Establishments primarily engaged in selling special purpose industrial machinery not elsewhere classified, including printing machinery, paper and paper products machinery, smelting and metal refining machinery and equipment, cigar and cigarette machinery, and similar special industry machinery.

Industrial supplies (SIC 5085). Establishments primarily engaged in the wholesale distribution of industrial supplies, not elsewhere classified.

SIC 5085 is subdivided in some tables into—

1. General-line industrial supplies.
2. Mechanical power transmission equipment.
3. Hydraulic and pneumatic (fluid-power) parts, accessories, and supplies.
4. Welding supplies.
5. Industrial containers and supplies.
6. Industrial valves and fittings, except fluid-power.

7. Other industrial supplies—Establishments primarily engaged in selling a specialty line of industrial materials and supplies not elsewhere classified, such as abrasives, mechanical rubber goods, ropes, cordage, and industrial diamonds.

Service establishment equipment and supplies (SIC 5087). Establishments primarily engaged in the wholesale distribution of equipment and supplies for barber shops, beauty parlors, power laundries, dry-cleaning plants, upholsterers, undertakers, and related personal service establishments.

SIC 5087 is subdivided in some tables into—

1. Beauty and barber equipment and supplies.
2. Custodial (janitors') equipment and supplies.
3. Laundry and dry-cleaning equipment and supplies.
4. Other service establishment equipment and supplies—Establishments primarily engaged in selling a specialty line of service establishment supplies, such as upholsterers' equipment and supplies, seamstresses' supplies, tailors' supplies, undertakers' supplies, municipality equipment and supplies, and shoe repair supplies.

Transportation equipment and supplies, except motor vehicles (SIC 5088). Establishments primarily engaged in the wholesale distribution of transportation equipment and supplies. Establishments primarily engaged in the wholesale distribution of motor vehicles and motor vehicle parts are classified in Industry Group 501, and those distributing pleasure boats are classified in Industry 5091.

SIC 5088 is subdivided in some tables into—

1. Aircraft and aeronautical equipment and supplies.
2. Marine machinery, equipment, and supplies.
3. Other transportation equipment and supplies—Establishments primarily engaged in selling equipment and supplies used in the operation, maintenance, and repair of railroads, streetcars, buses, tramways, aerial hoists, and horsedrawn vehicles.

Miscellaneous durable goods (SIC 509)

Sporting and recreational goods and supplies (SIC 5091). Establishments primarily engaged in the wholesale distribution of sporting goods and accessories; billiard and pool supplies; sporting firearms and ammunition; and marine pleasure craft, equipment and supplies. Establishments primarily engaged in the wholesale distribution of motor vehicles and trailers are classified in Industry 5012; those distributing self-propelled golf carts are classified in Industry 5088; and those distributing athletic apparel and footwear are classified in Industry Group 513.

Toys and hobby goods and supplies (SIC 5092). Establishments primarily engaged in the wholesale distribution of games, toys, hobby goods and supplies, and related goods, such as fireworks and playing cards.

Scrap and waste materials (SIC 5093). Establishments primarily engaged in assembling, breaking up, sorting, and wholesale distribution of scrap and waste materials. This industry includes auto wreckers engaged in dismantling automobiles for scrap. However, those engaged in dismantling automobiles for the purpose of selling secondhand parts at retail are classified in Industry 5015.

SIC 5093 is subdivided in some tables into—

1. Iron and steel scrap processors and dealers.
 - a. Iron and steel scrap processors (using power processing equipment).
 - b. Iron and steel scrap dealers (not using power processing equipment).
2. Nonferrous recyclable materials.

Jewelry, watches, precious stones, and precious metals (SIC 5094). Establishments primarily engaged in the wholesale distribution of jewelry, precious stones and metals, costume jewelry, watches, clocks, silverware, and jewelers' findings. Establishments primarily engaged in the wholesale distribution of precious metal ores are classified in Industry 5052.

SIC 5094 is subdivided in some tables into—

1. Jewelry, watches, diamonds, precious stones, and silverware.
2. Precious metals (excluding ores).

Durable goods, n.e.c. (SIC 5099). Establishments primarily engaged in the wholesale distribution of durable goods, not elsewhere classified, such as musical instruments and forest products, except lumber.

SIC 5099 is subdivided in some tables into—

1. Musical instruments and supplies.
2. Forest products, except lumber.
3. General merchandise—durable.
4. Compact disks, prerecorded audio tapes, and phonograph records.
5. Fire extinguishers and fire safety equipment.
6. Other durable goods.

Nondurable Goods (SIC Major Group 51)

This major group includes establishments primarily engaged in the wholesale distribution of nondurable goods.

Paper and paper products (SIC 511)

Printing and writing paper (SIC 5111). Establishments primarily engaged in the wholesale distribution of printing and writing paper, including envelope paper; fine paper; and groundwood paper.

Stationery and office supplies (SIC 5112). Establishments primarily engaged in the wholesale distribution of stationery and office supplies, including computer and photocopy supplies, envelopes, typewriter paper, file cards and folders, pens, pencils, social stationery, and greeting cards.

Industrial and personal service paper (SIC 5113). Establishments primarily engaged in the wholesale distribution of wrapping and other coarse paper, paperboard, and converted paper and related disposable plastic products, such as bags, boxes, dishes, eating utensils, napkins, and shipping supplies.

Drugs, drug proprietaries, and druggists' sundries (SIC 512)

Drugs, drug proprietaries, and druggists' sundries (SIC 5122). Establishments primarily engaged in the wholesale distribution of prescription drugs, proprietary drugs, druggists' sundries, and toiletries. Establishments primarily engaged in the wholesale distribution of surgical, dental, and hospital equipment are classified in Industry 5047.

SIC 5122 is subdivided in some tables into—

1. General-line drugs—These are wholesalers who reported a substantial portion of their sales in "drugs and pharmaceuticals" and a combination of "proprietary (patent) medicines," "cosmetics," "perfumes," and "other toiletries and druggists' sundries."
2. Specialty-line drugs, pharmaceuticals, cosmetics, and toiletries. These are wholesale establishments engaged in selling limited lines among the above products.

Apparel, piece goods, and notions (SIC 513)

Piece goods, notions, and other dry goods (SIC 5131). Establishments primarily engaged in the wholesale distribution of piece goods or yard goods of natural or man-made fibers, notions (sewing and hair accessories, etc.), and other dry goods. Converters who buy fabric goods (except knit goods) in the grey, have them finished on contract, and sell at wholesale are included here. Converters of knit goods are classified in Manufacturing, Industry Group 225. This industry does not include establishments primarily engaged in the wholesale distribution of homefurnishings which are classified in Industry 5023.

SIC 5131 is subdivided in some tables into—

1. Piece goods.
 - a. Piece goods—jobbers.

b. Piece goods—converters.

2. Notions and other dry goods.

Men's and boys' clothing and furnishings (SIC 5136). Establishments primarily engaged in the wholesale distribution of men's and boys' apparel and furnishings, sportswear, hosiery, underwear, nightwear, and work clothing.

Women's, children's, and infants' clothing and accessories (SIC 5137). Establishments primarily engaged in the wholesale distribution of women's, children's, and infants' clothing and accessories, including hosiery, lingerie, millinery, and furs.

Footwear (SIC 5139). Establishments primarily engaged in the wholesale distribution of footwear (including athletic) made of leather, rubber, and other materials.

Groceries and related products (SIC 514)

Groceries, general-line (SIC 5141). Establishments primarily engaged in the wholesale distribution of a general line of groceries. Establishments primarily engaged in roasting coffee, blending tea, or grinding and packaging spices are classified in Manufacturing Major Group 20.

SIC 5141 is subdivided in some tables into—

1. Voluntary.
2. Retail cooperative.
3. Other general-line.

Packaged frozen foods (SIC 5142). Establishments primarily engaged in the wholesale distribution of packaged quick-frozen vegetables, juices, meats, fish, poultry, pastries, and other "deep freeze" products. Establishments primarily engaged in the wholesale distribution of frozen dairy products are classified in Industry 5143, and those distributing frozen poultry, fish, and meat which are not packaged are classified in Industries 5144, 5146, and 5147, respectively.

Dairy products, except dried or canned (SIC 5143). Establishments primarily engaged in the wholesale distribution of dairy products, such as butter, cheese, ice cream and ices, and fluid milk and cream. This industry does not include establishments primarily engaged in pasteurizing and bottling milk, which are classified in Manufacturing, Industry Group 202. Establishments primarily engaged in the wholesale distribution of dried or canned dairy products are classified in Industry 5149.

SIC 5143 is subdivided in some tables into—

1. Raw milk.
2. Dairy products, except raw milk.

Poultry and poultry products (SIC 5144). Establishments primarily engaged in the wholesale distribution of poultry and poultry products, except canned and packaged frozen products. This industry does not include establishments primarily engaged in the killing and dressing of poultry, which are classified in Manufacturing, Industry 2015. Establishments primarily engaged in the wholesale distribution of packaged frozen poultry are classified in Industry 5142, and those distributing canned poultry are classified in Industry 5149.

SIC 5144 is subdivided in some tables into—

1. Live poultry.
2. Poultry and poultry products, except live.

Confectionery (SIC 5145). Establishments primarily engaged in the wholesale distribution of confectionery and related products, such as candy, chewing gum, fountain fruits, salted or roasted nuts, popcorn, fountain syrups, and potato, corn, and similar chips.

Fish and seafoods (SIC 5146). Establishments primarily engaged in the wholesale distribution (but not packaging) of fresh, cured, or frozen fish and seafoods, except canned or packaged frozen. The preparation of fresh or frozen packaged fish and other seafood, and the shucking and packing of fresh oysters in nonsealed containers, are classified in Manufacturing, Industry 2092. Establishments primarily engaged in the wholesale distribution of canned seafood are classified in Industry 5149, and those distributing packaged frozen foods are classified in Industry 5142.

Meats and meat products (SIC 5147). Establishments primarily engaged in the wholesale distribution of fresh, cured, and processed (but not canned) meats and lard. Establishments primarily engaged in the wholesale distribution of frozen packaged meats are classified in Industry 5142, and those distributing canned meats are classified in Industry 5149.

SIC 5147 is subdivided in some tables into—

1. Meats and meat products, except boxed beef.
2. Packaging boxed beef.

Fresh fruits and vegetables (SIC 5148). Establishments primarily engaged in the wholesale distribution of fresh fruits and vegetables.

Groceries and related products, n.e.c. (SIC 5149). Establishments primarily engaged in the wholesale distribution of groceries and related products, not elsewhere classified. Establishments primarily engaged in the wholesale distribution of soft drinks, and in bottling and distributing natural spring and mineral waters, are classified in this industry, but establishments primarily engaged in bottling soft drinks are classified in Manufacturing, Major Group 20. This industry does not include establishments primarily

engaged in the wholesale distribution of farm-product raw materials classified in Industry Group 515, nor those distributing beer, wine, and distilled alcoholic beverages of Industry Group 518.

SIC 5149 is subdivided in some tables into—

1. Coffee, tea, and spices.
2. Bread and baked goods.
3. Soft drinks.
4. Canned goods.
5. Food and beverage basic materials.
6. Other grocery specialties.

Farm-product raw materials (SIC 515)

Grain and field beans (SIC 5153). Establishments primarily engaged in buying and/or marketing grain (such as corn, wheat, oats, barley, and unpolished rice), dry beans, soybeans, and other inedible beans. Country grain elevators primarily engaged in buying or receiving grain from farmers are included, as well as terminal elevators and other merchants marketing grain. Establishments primarily engaged in the wholesale distribution of field and garden seeds are classified in Industry 5191.

Livestock (SIC 5154). Establishments primarily engaged in buying and/or marketing cattle, hogs, sheep, and goats. This industry also includes the operation of livestock auction markets.

Farm-product raw materials, n.e.c. (SIC 5159). Establishments primarily engaged in buying and/or marketing farm products, not elsewhere classified. Establishments primarily engaged in the wholesale distribution of milk are classified in Industry 5143, and those distributing live poultry are classified in Industry 5144.

SIC 5159 is subdivided in some tables into—

1. Hides, skins, and pelts.
2. Leaf tobacco.
3. Wool, wool tops, and mohair.
4. Cotton.
5. Other farm-product raw materials.

Chemicals and allied products (SIC 516)

Plastics materials and basic forms and shapes (SIC 5162). Establishments primarily engaged in the wholesale distribution of plastics materials, and of unsupported plastics film, sheets, sheeting, rods, tubes, and other basic forms and shapes.

Chemicals and allied products, n.e.c. (SIC 5169). Establishments primarily engaged in the wholesale distribution of chemicals and allied products, not elsewhere classified,

such as acids, industrial and heavy chemicals, dyestuffs, industrial salts, rosin, and turpentine. Establishments primarily engaged in the wholesale distribution of ammunition are classified in Industry Group 509; those distributing agricultural chemicals and pesticides are classified in Industry 5191; those distributing drugs are classified in Industry 5122; and those distributing pigments, paints, and varnishes are classified in Industry 5198.

SIC 5169 is subdivided in some tables into—

1. Industrial gases, except LP.
2. Other chemicals and allied products.

Petroleum and petroleum products (SIC 517)

This industry group includes establishments primarily engaged in the wholesale distribution of crude petroleum and petroleum products. Included are establishments primarily engaged in the distribution of liquefied petroleum gas. Establishments primarily engaged in the transmission and/or distribution of natural gas are classified in Utilities, Industry Group 492.

Petroleum bulk stations and terminals (SIC 5171). Establishments primarily engaged in the wholesale distribution of crude petroleum and petroleum products from bulk liquid storage facilities. These establishments have a bulk liquid storage capacity of 10,000 gallons or more.

SIC 5171 is subdivided in some tables into—

1. Petroleum bulk stations and terminals, except LP.
2. Liquefied petroleum gas bulk stations and terminals.

Petroleum and petroleum products wholesalers, except bulk stations and terminals (SIC 5172). Establishments primarily engaged in the wholesale distribution of crude petroleum and petroleum products. These establishments do not have a bulk liquid storage capacity of 10,000 gallons or more. Included are packaged and bottled petroleum products distributors, truck jobbers, and others marketing petroleum and its products at wholesale.

Beer, wine, and distilled alcoholic beverages (SIC 518)

Beer and ale (SIC 5181). Establishments primarily engaged in the wholesale distribution of beer, ale, porter, and other fermented malt beverages.

Wine and distilled alcoholic beverages (SIC 5182). Establishments primarily engaged in the wholesale distribution of distilled spirits, including neutral spirits and ethyl alcohol used in blended wines and distilled liquors.

SIC 5182 is subdivided in some tables into—

1. Wine and distilled alcoholic beverages—licensed.
2. Wine and distilled alcoholic beverages—State operated.

Miscellaneous nondurable goods (SIC 519)

Farm supplies (SIC 5191). Establishments primarily engaged in the wholesale distribution of animal feeds, fertilizers, agricultural chemicals, pesticides, seeds, and other farm supplies, except grains. Establishments primarily engaged in the wholesale distribution of pet food are classified in Industry 5149, and those distributing pet supplies are classified in Industry 5199.

SIC 5191 is subdivided in some tables into—

1. Farm supplies—farm dealers.
2. Farm supplies—wholesale distributors.

Books, periodicals, and newspapers (SIC 5192). Establishments primarily engaged in the wholesale distribution of books, periodicals, and newspapers.

Flowers, nursery stock, and florists' supplies (SIC 5193). Establishments primarily engaged in the wholesale distribution of flowers, nursery stock, and florists' supplies.

Tobacco and tobacco products (SIC 5194). Establishments primarily engaged in the wholesale distribution of tobacco and its products. Leaf tobacco wholesalers are classified in Industry 5159, and establishments primarily engaged in stemming and redrying tobacco are classified in Manufacturing, Industry 2141.

Paints, varnishes, and supplies (SIC 5198). Establishments primarily engaged in the wholesale distribution of paints, varnishes, wallpaper, and supplies. Establishments selling to the general public and known as retail in the trade are classified in Retail Trade, Industry 5231.

Nondurable goods, n.e.c. (SIC 5199). Establishments primarily engaged in the wholesale distribution of nondurable goods, not elsewhere classified, such as art goods, industrial yarns, textile bags, and bagging and burlap.

SIC 5199 is subdivided in some tables into—

1. Art goods.
2. General merchandise—nondurable.
3. Textile bags and bagging.
4. Specialty advertising (sale of merchandise).
5. Other nondurable goods.

TYPE-OF-OPERATION CLASSIFICATIONS

In addition to being classified by kind of business, each wholesale establishment was classified for the census by type of operation according to the ownership of the business, ownership of the goods sold, or character of the principal transactions. Establishments in wholesale trade are grouped into the following three major types of operation and related subgroups:

Merchant wholesalers. Establishments primarily engaged in buying and selling merchandise on their own account. Included here are such types of establishments as wholesale merchants or jobbers, industrial distributors, voluntary group wholesalers, importers, exporters, cash and carry wholesalers, retailer cooperative warehouses, terminal and country grain elevators, farm products assemblers, wholesale cooperative associations, and petroleum bulk plants and terminals operated by nonrefining companies.

Wholesale distributors and jobbers. Establishments primarily engaged in buying and selling merchandise in the domestic market not manufactured by the parent company.

Importers. Establishments buying and selling goods at wholesale on their own account, whose principal source of purchases was foreign.

Exporters. Establishments primarily engaged in purchasing goods in the United States and selling them to foreign customers.

Terminal grain elevators. Grain elevators primarily engaged in buying and selling grain received from country grain elevators and grain marketing establishments. They have sizable space for grain storage, and products are received primarily by rail or barge rather than by truck.

Country grain elevators. Grain elevators, cooperative or other, buying and receiving grain directly from farmers by truck and selling at wholesale.

Assemblers of farm products, except country grain elevators. Establishments primarily engaged in purchasing directly from farmers and assembling and marketing farm products at wholesale.

Manufacturers' sales branches and offices. Establishments maintained by manufacturing, refining, and mining companies apart from their plants or mines for marketing their products at wholesale. Branch stores selling to household consumers and individual users are classified in retail trade. Sales branches and offices located at plants and administrative offices are included when separate records are available.

Manufacturers' sales branches. A branch with a stock of merchandise for sale. Included are refiner—marketers owned and operated by petroleum refining companies primarily for marketing their products.

Manufacturers' sales offices. An office without a stock of merchandise for sale.

Agents, brokers, and commission merchants. Establishments whose operators are in business for themselves and are primarily engaged in selling or buying goods for others. Included here are such types of operations as auction companies, import agents, export agents, selling agents, merchandise brokers, and commission merchants. "Sales" as shown in census publications for agents, brokers, and commission merchants represent the gross sales (or purchase) value of the goods in the transactions negotiated.

Auction companies. Wholesale establishments primarily engaged in selling merchandise on an agency basis by auction.

Brokers (representing buyers or sellers). Wholesale establishments primarily engaged in selling or buying merchandise in the domestic market on a brokerage basis but not receiving the goods on consignment.

Commission merchants. Wholesale establishments operating in the domestic market receiving goods for sale on consignment.

Import agents. Merchandise agents and brokers in the domestic market buying merchandise from or selling merchandise for foreign firms.

Export agents. Merchandise agents and brokers in the domestic market selling to or buying for foreign customers.

Manufacturers' agents. Wholesale establishments in the domestic market selling for a limited number of manufacturers on a continuing agency basis.



Appendix C.

Kind-of-Business Titles and Reporting-Form Numbers

[Listed below are wholesale kind-of-business titles and their corresponding reporting-form numbers. Requests for copies of any of these forms, including the inquiries used to classify establishment by kind of business, should be directed to the Services Division, Bureau of the Census, Washington, DC 20233]

SIC code	Title	Standard form CB-	Short form CB-	SIC code	Title	Standard form CB-	Short form CB-
DURABLE GOODS				DURABLE GOODS—Con.			
501	Motor vehicles and motor vehicle parts and supplies:			509	Miscellaneous durable goods:		
5012	Automobiles and other motor vehicles	5012	5003	5091	Sporting and recreational goods and supplies	5091	5003
5013	Motor vehicle supplies and new parts	5013	5003	5092	Toys and hobby goods and supplies	5091	5003
5014	Tires and tubes	5013	5003	5093	Scrap and waste materials	5093	5003
5015	Motor vehicle parts, used	5013	5003	5094	Jewelry, watches, precious stones, and precious metals	5094	5003
				5099	Durable goods, n.e.c.	5099	5003
NONDURABLE GOODS				NONDURABLE GOODS			
502	Furniture and homefurnishings:			511	Paper and paper products:		
5021	Furniture	5020	5001	5111	Printing and writing paper	5110	5102
5023	Homefurnishings	5020	5001	5112	Stationery and office supplies	5110	5102
				5113	Industrial and personal service paper	5110	5102
503	Lumber and other construction materials:			512	Drugs, drug proprietaries, and druggists' sundries:		
5031	Lumber, plywood, millwork, and wood panels	5030	5001	5122	Drugs, drug proprietaries, and druggists' sundries	5122	5102
5032	Brick, stone, and related construction materials	5030	5001				
5033	Roofing, siding, and insulation materials	5030	5001	513	Apparel, piece goods, and notions:		
5039	Construction materials, n.e.c.	5030	5001	5131	Piece goods, notions, and other dry goods	5131	5102
				5136	Men's and boys' clothing and furnishings	5136	5102
504	Professional and commercial equipment and supplies:			5137	Women's, children's, and infants' clothing and accessories	5136	5102
5043	Photographic equipment and supplies	5043	5003	5139	Footwear	5136	5102
5044	Office equipment	5045	5002				
5045	Computers and computer peripheral equipment and software	5045	5002	514	Groceries and related products:		
5046	Commercial equipment, n.e.c.	5043	5002	5141	Groceries, general line	5141	5101
5047	Medical, dental, and hospital equipment and supplies	5047	5002	5142	Packaged frozen foods	5142	5101
5048	Ophthalmic goods	5047	5002	5143	Dairy products, except dried or canned	5143	5101
5049	Professional equipment and supplies, n.e.c.	5047	5002	5144	Poultry and poultry products	5144	5101
				5145	Confectionery	5145	5101
				5146	Fish and seafoods	5146	5101
505	Metals and minerals, except petroleum:			5147	Meats and meat products	5147	5101
5051	Metals service centers and offices	5051	5003	5148	Fresh fruits and vegetables	5148	5101
5052	Coal and other minerals and ores	5052	5003	5149	Groceries and related products, n.e.c.	5141	5101
				515	Farm-product raw materials:		
506	Electrical goods:			5153	Grain and field beans	5150	5103
5063	Electrical apparatus and equipment, wiring supplies, and construction materials	5060	5001	5154	Livestock	5150	5103
5064	Electrical appliances, television and radio sets	5060	5001	5159	Farm-product raw materials, n.e.c.	5150	5103
5065	Electronic parts and equipment, n.e.c.	5060	5001				
				516	Chemicals and allied products:		
				5162	Plastics materials and basic forms and shapes	5160	5102
				5169	Chemicals and allied products, n.e.c.	5160	5102
507	Hardware, and plumbing and heating equipment and supplies:			517	Petroleum and petroleum products:		
5072	Hardware	5070	5001	5171	Petroleum bulk stations and terminals	5170	¹ NA
5074	Plumbing and heating equipment and supplies (hydronics)	5070	5001	5172	Petroleum and petroleum products wholesalers, except bulk stations and terminals	5170	¹ NA
5075	Warm air heating and air-conditioning equipment and supplies	5070	5001				
5078	Refrigeration equipment and supplies	5070	5001	518	Beer, wine, and distilled alcoholic beverages:		
				5181	Beer and ale	5180	5103
				5182	Wine and distilled alcoholic beverages	5180	5103
508	Machinery, equipment, and supplies:			519	Miscellaneous nondurable goods:		
5082	Construction and mining (except petroleum) machinery and equipment	5082	5002	5191	Farm supplies	5191	5102
5083	Farm and garden machinery and equipment	5083	5002	5192	Books, periodicals, and newspapers	5192	5102
5084	Industrial machinery and equipment	5084	5002	5193	Flowers, nursery stock, and florists' supplies	5192	5102
5085	Industrial supplies	5085	5002	5194	Tobacco and tobacco products	5194	5102
5087	Service establishment equipment and supplies	5087	5002	5198	Paints, varnishes, and supplies	5198	5102
5088	Transportation equipment and supplies, except motor vehicles ..	5088	5002	5199	Nondurable goods, n.e.c.	5199	5102

¹Petroleum wholesalers were all sent form CB-5170.

Appendix D. Metropolitan Areas

(Titles and definitions shown for MSA's, CMSA's, and PMSA's are those established by the Office of Management and Budget, as of June 30, 1993)

WISCONSIN

Appleton-Oshkosh-Neenah, WI MSA

Calumet County, WI
Outagamie County, WI
Winnebago County, WI

Chicago-Gary-Kenosha, IL-IN-WI CMSA

Chicago, IL PMSA
Cook County, IL
DeKalb County, IL
DuPage County, IL
Grundy County, IL
Kane County, IL
Kendall County, IL
Lake County, IL
McHenry County, IL
Will County, IL

Gary, IN PMSA

Lake County, IN
Porter County, IN

Kankakee, IL PMSA

Kankakee County, IL

Kenosha, WI PMSA

Kenosha County, WI

Duluth-Superior, MN-WI MSA

St. Louis County, MN
Douglas County, WI

Eau Claire, WI MSA

Chippewa County, WI
Eau Claire County, WI

Green Bay, WI MSA

Brown County, WI

Janesville-Beloit, WI MSA

Rock County, WI

Kenosha, WI PMSA—see Chicago-Gary-Kenosha, IL-IN-WI CMSA

La Crosse, WI-MN MSA

Houston County, MN
La Crosse County, WI

Madison, WI MSA

Dane County, WI

Milwaukee-Waukesha, WI PMSA—see Milwaukee-Racine, WI CMSA

Milwaukee-Racine, WI CMSA

Milwaukee-Waukesha, WI PMSA
Milwaukee County, WI
Ozaukee County, WI
Washington County, WI
Waukesha County, WI
Racine, WI PMSA
Racine County, WI

Minneapolis-St. Paul, MN-WI MSA

Anoka County, MN
Carver County, MN
Chisago County, MN
Dakota County, MN
Hennepin County, MN
Isanti County, MN
Ramsey County, MN
Scott County, MN
Sherburne County, MN
Washington County, MN
Wright County, MN
Pierce County, WI
St. Croix County, WI

Racine, WI PMSA—see Milwaukee-Racine, WI CMSA

Sheboygan, WI MSA

Sheboygan County, WI

Wausau, WI MSA

Marathon County, WI

Appendix E.

Percent of Sales Data Based on Administrative Records and Estimation for the State: 1992

[For meaning of abbreviations and symbols and for more information on reliability of data, see introductory text. For explanation of terms and comparability of 1987 and 1992 censuses, see appendix A]

SIC code	Kind of business	Percent of sales†—		SIC code	Kind of business	Percent of sales†—	
		From administrative records ¹	Estimated ²			From administrative records ¹	Estimated ²
	Wholesale trade -----	2.6	3.6		Wholesale trade—Con.		
50	Durable goods -----	2.7	4.8	50	Durable goods—Con.		
				509	Miscellaneous durable goods -----	3.4	2.9
				5091	Sporting and recreational goods and supplies -----	2.6	2.1
				5092	Toys and hobby goods and supplies -----	1.5	2.1
501	Motor vehicles and motor vehicle parts and supplies -----	1.7	3.0	5093	Scrap and waste materials -----	3.6	4.0
5012	Automobiles and other motor vehicles -----	1.3	1.2	5094	Jewelry, watches, precious stones, and precious metals -----	10.3	9.7
5013	Motor vehicle supplies and new parts -----	2.0	6.2	5099	Durable goods, n.e.c. -----	4.3	2.6
5014	Tires and tubes -----	.8	.6				
5015	Motor vehicle parts, used -----	13.9	9.7	51	Nondurable goods -----	2.6	2.6
502	Furniture and homefurnishings -----	1.9	6.0	511	Paper and paper products -----	1.2	3.2
5021	Furniture -----	2.4	8.6	5111	Printing and writing paper -----	.2	1.3
5023	Homefurnishings -----	1.2	2.4	5112	Stationery and office supplies -----	4.7	4.0
				5113	Industrial and personal service paper -----	.4	4.3
503	Lumber and other construction materials -----	3.9	5.0	512	Drugs, drug proprietaries, and druggists' sundries -----	.4	.2
5031	Lumber, plywood, millwork, and wood panels -----	2.7	4.9	5122	Drugs, drug proprietaries, and druggists' sundries -----	.4	.2
5032	Brick, stone, and related construction materials -----	6.9	4.4	512			
5033	Roofing, siding, and insulation materials -----	4.8	2.6	513	Apparel, piece goods, and notions -----	2.3	4.1
5039	Construction materials, n.e.c. -----	4.6	9.8	5131	Piece goods, notions, and other dry goods -----	9.7	18.0
504	Professional and commercial equipment and supplies -----	2.7	7.5	5136	Men's and boys' clothing and furnishings -----	.8	3.8
5043	Photographic equipment and supplies -----	6.6	24.0	5137	Women's, children's, and infants' clothing and accessories -----	7.4	1.4
5044	Office equipment -----	2.7	13.2	5139	Footwear -----	.8	1.5
5045	Computers and computer peripheral equipment and software -----	1.9	8.0	514	Groceries and related products -----	2.6	.9
5046	Commercial equipment, n.e.c. -----	7.2	1.7	5141	Groceries, general line -----	.6	.3
5047	Medical, dental, and hospital equipment and supplies -----	2.3	5.7	5142	Packaged frozen foods -----	.1	.2
5048	Ophthalmic goods -----	15.3	2.0	5143	Dairy products, except dried or canned -----	5.6	.6
5049	Professional equipment and supplies, n.e.c. -----	1.1	3.3	5144	Poultry and poultry products -----	3.0	.3
				5145	Confectionery -----	.4	.2
505	Metals and minerals, except petroleum -----	1.0	4.0	5146	Fish and seafoods -----	16.1	.3
5051	Metals service centers and offices -----	1.0	4.2	5147	Meats and meat products -----	1.7	4.3
5052	Coal and other minerals and ores -----	—	—	5148	Fresh fruits and vegetables -----	10.7	2.3
				5149	Groceries and related products, n.e.c. -----	2.6	1.6
506	Electrical goods -----	1.2	5.0	515	Farm-product raw materials -----	4.9	2.5
5063	Electrical apparatus and equipment, wiring supplies, and construction materials -----	1.0	5.5	5153	Grain and field beans -----	7.0	2.7
5064	Electrical appliances, television and radio sets -----	.4	5.7	5154	Livestock -----	3.8	2.6
5065	Electronic parts and equipment, n.e.c. -----	2.6	2.2	5159	Farm-product raw materials, n.e.c. -----	—	.4
507	Hardware, and plumbing and heating equipment and supplies -----	3.8	7.3	516	Chemicals and allied products -----	1.6	5.8
5072	Hardware -----	7.5	3.3	5162	Plastics materials and basic forms and shapes -----	1.9	6.5
5074	Plumbing and heating equipment and supplies (hydronics) -----	1.0	11.3	5169	Chemicals and allied products, n.e.c. -----	1.5	5.5
5075	Warm air heating and air-conditioning equipment and supplies -----	.4	11.8	517	Petroleum and petroleum products -----	1.5	7.4
5078	Refrigeration equipment and supplies -----	2.0	1.8	5171	Petroleum bulk stations and terminals -----	1.3	6.0
				5172	Petroleum and petroleum products wholesalers, except bulk stations and terminals -----	3.1	18.8
508	Machinery, equipment, and supplies -----	3.8	4.7	518	Beer, wine, and distilled alcoholic beverages -----	1.0	1.9
5082	Construction and mining (except petroleum) machinery and equipment -----	.9	9.7	5181	Beer and ale -----	.5	.9
5083	Farm and garden machinery and equipment -----	5.7	2.3	5182	Wine and distilled alcoholic beverages -----	2.6	4.9
5084	Industrial machinery and equipment -----	3.9	5.9	519	Miscellaneous nondurable goods -----	5.3	5.0
5085	Industrial supplies -----	2.6	3.1	5191	Farm supplies -----	3.8	4.5
5087	Service establishment equipment and supplies -----	6.5	6.3	5192	Books, periodicals, and newspapers -----	.7	5.8
5088	Transportation equipment and supplies, except motor vehicles -----	4.8	11.7	5193	Flowers, nursery stock, and florists' supplies -----	2.9	2.3
				5194	Tobacco and tobacco products -----	8.1	.9
				5198	Paints, varnishes, and supplies -----	3.0	12.5
				5199	Nondurable goods, n.e.c. -----	10.6	13.1

¹Includes sales information obtained from administrative records of other Federal agencies.

²Includes sales information which was imputed based on historic company ratios or administrative records, or on industry averages.

Appendix F. Geographic Notes

WISCONSIN

Note: This is the first economic census in which the Bureau of the Census has recognized special economic urban areas in Wisconsin. In Wisconsin, special economic urban areas, which are place equivalents, are towns that have a population of 10,000 or more.

Allouez was incorporated in February 1986, but this change was not submitted to the Bureau of the Census until May 1988.

Appleton is in Calumet, Outagamie, and Winnebago Counties.

Bayside is in Milwaukee and Ozaukee Counties.

Berlin is in Green Lake and Waushara Counties.

Burlington is in Racine and Walworth Counties.

Columbus is in Columbia and Dodge Counties.

Eau Claire is in Chippewa and Eau Claire Counties.

Hartford is in Dodge and Washington Counties; it annexed into Dodge County in October 1987.

Kewaskum is in Fond du Lac and Washington Counties.

Kiel is in Calumet and Manitowoc Counties.

Marshfield is in Marathon and Wood Counties.

Menasha is in Calumet and Winnebago Counties.

Milwaukee is in Milwaukee, Washington, and Waukesha Counties; it annexed into Waukesha County in July 1989.

Mukwonago is in Walworth and Waukesha Counties; it annexed into Walworth County in April 1991.

New London is in Outagamie and Waupaca Counties.

Pleasant Prairie was incorporated in April 1989.

River Falls is in Pierce and St. Croix Counties.

Watertown is in Dodge and Jefferson Counties.

Waupun is in Dodge and Fond du Lac Counties.

Whitewater is in Jefferson and Walworth Counties.

Appendix G.

Establishments in Business Any Time During Year and Establishments in Business at End of Year for the State: 1992 and 1987

[For meaning of abbreviations and symbols, see introductory text. For explanation of terms and comparability of 1987 and 1992 censuses, see appendix A]

SIC code	Kind of business	Establishments in business—			
		Any time during year		At end of year	
		1992	1987	1992	1987
	Wholesale trade	9 383	8 821	8 829	8 376
50	Durable goods	5 868	5 420	5 543	5 151
501	Motor vehicles and automotive parts and supplies	999	911	937	859
5012	Automobiles and other motor vehicles	179	162	167	151
5013	Motor vehicle supplies and new parts	579	566	550	537
5014	Tires and tubes	77	43	66	40
5015	Motor vehicle parts, used	164	140	154	131
502	Furniture and homefurnishings	196	155	184	142
5021	Furniture	95	78	88	73
5023	Homefurnishings	101	77	96	69
503	Lumber and other construction materials	357	344	347	327
5031	Lumber, plywood, millwork, and wood panels	162	165	160	158
5032	Brick, stone, and related construction materials	65	54	64	51
5033	Roofing, siding, and insulation materials	62	53	59	50
5039	Construction materials, n.e.c.	68	72	64	68
504	Professional and commercial equipment and supplies	755	687	706	648
5043	Photographic equipment and supplies	20	15	16	14
5044	Office equipment	167	206	158	195
5045	Computers and computer peripheral equipment and software	259	186	240	178
5046	Commercial equipment, n.e.c.	81	99	78	92
5047	Medical, dental, and hospital equipment and supplies	156	113	143	105
5048	Ophthalmic goods	26	26	25	23
5049	Professional equipment and supplies, n.e.c.	46	42	46	41
505	Metals and minerals, except petroleum	192	162	182	157
5051	Metals service centers and offices	182	152	172	147
5052	Coal and other minerals and ores	10	10	10	10
506	Electrical goods	609	528	578	500
5063	Electrical apparatus and equipment, wiring supplies, and construction materials	359	302	343	286
5064	Electrical appliances, television and radio sets	39	41	34	38
5065	Electronic parts and equipment, n.e.c.	211	185	201	176
507	Hardware, and plumbing and heating equipment and supplies	455	409	446	392
5072	Hardware	156	131	153	124
5074	Plumbing and heating equipment and supplies (hydronics)	164	146	160	142
5075	Warm air heating and air-conditioning equipment and supplies	100	96	98	91
5078	Refrigeration equipment and supplies	35	36	35	35
508	Machinery, equipment, and supplies	1 729	1 688	1 627	1 620
5082	Construction and mining (except petroleum) machinery and equipment	102	88	97	87
5083	Farm and garden machinery and equipment	478	554	446	521
5084	Industrial machinery and equipment	655	580	609	562
5085	Industrial supplies	334	329	323	318
5087	Service establishment equipment and supplies	132	115	125	111
5088	Transportation equipment and supplies, except motor vehicles	28	22	27	21
509	Miscellaneous durable goods	576	536	536	506
5091	Sporting and recreational goods and supplies	131	106	127	102
5092	Toys and hobby goods and supplies	43	33	39	32
5093	Scrap and waste materials	208	193	194	178
5094	Jewelry, watches, precious stones, and precious metals	49	58	45	55
5099	Durable goods, n.e.c.	145	146	131	139
51	Nondurable goods	3 515	3 401	3 286	3 225
511	Paper and paper products	352	267	328	261
5111	Printing and writing paper	42	34	37	34
5112	Stationery and office supplies	209	151	195	147
5113	Industrial and personal service paper	101	82	96	80
512	Drugs, drug proprietaries, and druggists sundries	61	46	57	44
5122	Drugs, drug proprietaries, and druggists sundries	61	46	57	44
513	Apparel, piece goods, and notions	130	104	113	96
5131	Piece goods, notions, and other dry goods	31	32	26	30
5136	Men's and boys' clothing and furnishings	47	27	42	23
5137	Women's, children's, and infants' clothing and accessories	30	25	27	24
5139	Footwear	22	20	18	19

SIC code	Kind of business	Establishments in business—			
		Any time during year		At end of year	
		1992	1987	1992	1987
51	Nondurable goods—Con.				
514	Groceries and related products	762	786	702	739
5141	Groceries, general line	66	79	54	73
5142	Packaged frozen foods	72	57	68	54
5143	Dairy products, except dried or canned	163	158	151	147
5144	Poultry and poultry products	18	26	16	25
5145	Confectionery	45	50	44	49
5146	Fish and seafoods	24	19	23	18
5147	Meats and meat products	80	92	73	85
5148	Fresh fruits and vegetables	69	64	65	61
5149	Groceries and related products, n.e.c.	225	241	208	227
515	Farm-product raw materials	191	175	181	164
5153	Grain and field beans	81	63	76	58
5154	Livestock	87	89	83	86
5159	Farm-product raw materials, n.e.c.	23	23	22	20
516	Chemicals and allied products	247	211	232	205
5162	Plastics materials and basic forms and shapes	65	56	61	55
5169	Chemicals and allied products, n.e.c.	182	155	171	150
517	Petroleum and petroleum products	405	453	379	434
5171	Petroleum bulk stations and terminals	344	376	327	361
5172	Petroleum and petroleum products wholesalers, except bulk stations and terminals	61	77	52	73
518	Beer, wine, and distilled alcoholic beverages	155	180	148	170
5181	Beer and ale	121	138	114	129
5182	Wine and distilled alcoholic beverages	34	42	34	41
519	Miscellaneous nondurable goods	1 212	1 179	1 146	1 112
5191	Farm supplies	715	760	677	727
5192	Books, periodicals, and newspapers	70	61	69	54
5193	Flowers, nursery stock, and florists' supplies	52	60	50	55
5194	Tobacco and tobacco products	30	41	28	38
5198	Paints, varnishes and supplies	72	62	66	58
5199	Nondurable goods, n.e.c.	273	195	256	180

Publication Program

1992 CENSUS OF WHOLESALE TRADE

Publications of the 1992 Census of Wholesale Trade, containing data on wholesale trade establishments with payroll in the United States, are described below. Publications order forms for specific reports may be obtained from any Department of Commerce district office or from Data User Services Division, Customer Services, Bureau of the Census, Washington, DC 20233-8300. The first results were issued in press releases. Final detailed statistics are issued in separate paperbound reports and compact disc-read only memory (CD-ROM).

Final Reports

Geographic area series—52 reports (WC92-A-1 to -52)

A separate paperbound report containing data for establishments with payroll is published for each State, the District of Columbia, and the United States. Each report presents general statistics for establishments with payroll, on number of establishments, sales, payroll, employment, operating expenses, and inventories. At the State level, data also are presented separately for the following types of wholesale operations: merchant wholesalers; manufacturers' sales branches and offices; and agents, brokers, and commission merchants. Less type-of-operation detail is shown below the State level. For States, MA's, and counties and places with 200 wholesale establishments or more, statistics are presented by kind of business. Greater kind-of-business detail is shown for larger areas. In addition, data are shown for all places with 2,500 inhabitants or more and all counties (with no kind-of-business detail). For each State, the District of Columbia, and the United States, 1992 data are provided on sales and employees per establishment, sales and payroll per employee, payroll as a percent of operating expenses, and operating expenses and end-of-year inventories as percentages of sales. Comparative statistics showing percent changes in sales and payroll between 1987 and 1992 also are shown by kind of business.

Subject series—4 reports (WC92-S-1 to -4)

The *Establishment and Firm Size* report (WC92-S-1) presents data for establishments with payroll, based on size of establishment, size of company or firm, and legal form of organization. Establishment statistics are presented by sales size and by employment size; statistics for firms by sales size (including concentration by largest firms), by employment size, and by number of establishments operated (single units and multiunits). Statistics are presented by kind of business on the number of establishments, sales, payroll, and employment for the United States.

The *Measures of Value Produced, Capital Expenditures, Depreciable Assets, and Operating Expenses* report (WC92-S-2) presents data on measures of value produced, capital expenditures, depreciable assets, and operating expenses for firms with payroll

for the United States by major kinds of business. Measures of value produced include gross margin, value added, and net income produced at market prices and factor costs. Operating expenses include annual payroll, supplemental labor costs, purchased services, etc. Sales, purchases, and beginning and ending inventories data also are provided.

The *Commodity Line Sales* report (WC92-S-3) presents data on major categories of commodities sold by wholesale kinds of business for the United States. Data for 15 selected MA's and 15 selected States will be available on electronic media only. Tables present data for each kind of business and show, for each commodity line, the number of establishments handling the line and their sales of the line; the percentage of total sales of the kind of business accounted for by each of the lines carried; and, for establishments actually handling a specific line, the percentage of total sales represented by sales of that line. Summary statistics also are provided for the broad commodity line categories, including counts of establishments and the amount and percentage of the line sold by various kinds of wholesale businesses.

The *Miscellaneous Subjects* report (WC92-S-4) contains data by kind of business on employment by principal activity; sales by class of customer; inventory valuation methods; commissions and gross selling value of business conducted for others by agents and brokers; gross margins, gross profits, and their components; and on petroleum bulk stations and terminals. Data are presented for the United States as a whole; for petroleum bulk stations and terminals, States, and counties.

Electronic Media

All data included in the printed reports are available on CD-ROM. The CD-ROM's provide the same information found in the final reports as well as additional information not published in the final reports, such as commodity line sales data for States (WC92-S-3). Electronic media products are available for users who wish to summarize, rearrange, or process large amounts of data. These products, with corresponding technical documentation, are sold by Data User Services Division, Customer Services, Bureau of the Census, Washington, DC 20233-8300.

OTHER ECONOMIC CENSUS REPORTS

Data on retail trade, service industries, transportation, communications, utilities, financial, insurance, real estate, construction industries, manufactures, mineral industries, enterprise statistics, minority-owned business enterprises, and women-owned businesses also are available from the 1992 Economic Census. A separate series of reports covers the census of outlying areas: Puerto Rico, Virgin Islands of the United States, Guam, and the Northern Marianas. Separate announcements describing these reports are available free of charge from Data User Services Division, Customer Services, Bureau of the Census, Washington, DC 20233-8300.