


1992 Census of Wholesale Trade

WC92-A-49

GEOGRAPHIC AREA SERIES

West Virginia



Acknowledgments

Many persons participated in the various activities of the 1992 Census of Wholesale Trade. The overall planning and review of the census operations were performed by the Economic Census Staff of the Economic Planning and Coordination Division.

This report was prepared in the Services Division. **Bobby E. Russell**, Assistant Chief for Census Programs, was responsible for the overall planning, management, and coordination of the census of wholesale trade. Planning and implementation were under the direction of **John R. Trimble**, Chief, Wholesale Census Branch, with primary staff assistance by **Steven L. Barron**, **John L. Vignali**, **Gary E. Swenson**, **Scott P. Handmaker**, **Daniel C. Collier**, **Barbara A. Collier**, **Cary L. Fletcher**, **Dennis R. Johnson**, and **Karen K. Sigmon**.

Systems and procedures for mailout, receipt, correspondence, data input, industry classification, other clerical processing, administrative record processing, quality control, and the associated electronic computer programs, were developed in the Economic Planning and Coordination Division.

Mailout preparation and receipt operations, clerical and analytical review activities, data keying, and geocoding review were performed by the staff of the Data Preparation Division, **Judith N. Petty**, Chief.

Geographic coding procedures and associated computer programs were developed by the staff of the Geography Division.

The computer processing systems were developed and coordinated in the Economic Statistical Methods and Programming Division, **Charles P. Pautler, Jr.**, Chief. **H. Ray Dennis**, Assistant Chief for Business Programs, was responsible for the design and implementation of the computer systems. The computer programs were prepared under the supervision of **Steven G. McCraith**, Chief, Utilities and Financial Census Branch, and **William C. Wester**, Chief, Business Census Branch, assisted by **Dennis P. Kelly**, **Barbara L. Lambert**, **Josephine S. McLaughlin**, **William D. McClain**, **David Wang**, and **David L. Sipes**.

Computer processing was performed in the Computer Services Division, **Marvin D. Raines**, Chief.

The staff of the Administrative and Publications Services Division, **Walter C. Odom**, Chief, performed planning, design, composition, editorial review, and printing planning and procurement for publications and report forms. **Gladys Rea** provided publication coordination and editing.

Special acknowledgment is also due the many businesses whose cooperation has contributed to the publication of these data.

If you have any questions concerning the statistics in this report, call 301-763-5281.

1992 Census of Wholesale Trade

WC92-A-49

GEOGRAPHIC AREA SERIES

West Virginia

+



+



U.S. Department of Commerce
Ronald H. Brown, Secretary
David J. Barram, Deputy Secretary

Economics and Statistics Administration
Everett M. Ehrlich, Under Secretary
for Economic Affairs

BUREAU OF THE CENSUS
Martha Farnsworth Riche, Director



**Economics and Statistics
Administration**

Everett M. Ehrlich, Under Secretary
for Economic Affairs



BUREAU OF THE CENSUS

Martha Farnsworth Riche, Director
Harry A. Scarr, Deputy Director

Paula J. Schneider, Principal Associate
Director for Programs

Thomas L. Mesenbourg, Acting Associate
Director for Economic Programs

Thomas L. Mesenbourg, Assistant Director
for Economic Programs

**ECONOMIC PLANNING AND COORDINATION
DIVISION**

John P. Govoni, Chief

SERVICES DIVISION

Carole A. Ambler, Chief

Introduction to the Economic Census

PURPOSES AND USES OF THE ECONOMIC CENSUS

The economic census is the major source of facts about the structure and functioning of the Nation's economy. It provides essential information for government, business, industry, and the general public.

The economic census furnishes an important part of the framework for such composite measures as the gross domestic product, input/output measures, production and price indexes, and other statistical series that measure short-term changes in economic conditions.

Policymaking agencies of the Federal Government use the data, especially in monitoring economic activity and providing assistance to business.

State and local governments use the data to assess business activities and tax bases within their jurisdictions and to develop programs to attract business.

Trade associations study trends in their own and competing industries and keep their members informed of market changes.

Individual businesses use the data to locate potential markets and to analyze their own production and sales performance relative to industry or area averages.

AUTHORITY AND SCOPE

Title 13 of the United States Code (sections 131, 191, and 224) directs the Census Bureau to take the economic census every 5 years, covering years ending in 2 and 7. The 1992 Economic Census consists of the following eight censuses:

- Census of Retail Trade
- Census of Wholesale Trade
- Census of Service Industries
- Census of Financial, Insurance, and Real Estate Industries
- Census of Transportation, Communications, and Utilities
- Census of Manufactures
- Census of Mineral Industries
- Census of Construction Industries

Special programs also cover enterprise statistics and minority-owned and women-owned businesses. (The 1992 Census of Agriculture and 1992 Census of Governments are conducted separately.) The next economic census is scheduled to be taken in 1998 covering the year 1997.

AVAILABILITY OF THE DATA

The results of the economic census are available in printed reports for sale by the U.S. Government Printing Office and on compact discs for sale by the Census Bureau. Order forms for all types of products are available on request from Customer Services, Bureau of the Census, Washington, DC 20233-8300. A more complete description of publications being issued from this census is on the inside back cover of this document.

Census facts are also widely disseminated by trade associations, business journals, and newspapers. Volumes containing census statistics are available in most major public and college libraries. Finally, State data centers in every State as well as business and industry data centers in many States also supply economic census statistics.

WHAT'S NEW IN 1992

The 1992 Economic Census covers more of the economy than any previous census. New for 1992 are data on communications, utilities, finance, insurance, and real estate, as well as coverage of more transportation industries. The economic, agriculture, and governments censuses now collectively cover nearly 98 percent of all economic activity.

Among other changes, new 1992 definitions affect the boundaries of about a third of all metropolitan areas. Also, the Survey of Women-Owned Businesses has now been expanded to include all corporations.

HISTORICAL INFORMATION

The economic census has been taken as an integrated program at 5-year intervals since 1967 and before that for 1963, 1958, and 1954. Prior to that time, the individual subcomponents of the economic census were taken separately at varying intervals.

The economic census traces its beginnings to the 1810 Decennial Census, when questions on manufacturing were included with those for population. Coverage of economic activities was expanded for 1840 and subsequent censuses to include mining and some commercial activities. In 1902, Congress established a permanent Census Bureau and directed that a census of manufactures be taken every 5 years. The 1905 Manufactures Census was the first time a census was taken apart from the regular every-10-year population census.

The first census of business was taken in 1930, covering 1929. Initially it covered retail and wholesale trade and construction industries, but it was broadened in 1933 to include some of the service trades.

The 1954 Economic Census was the first census to be fully integrated—providing comparable census data across economic sectors, using consistent time periods, concepts, definitions, classifications, and reporting units. It was the first census to be taken by mail, using lists of firms provided by the administrative records of other Federal agencies. Since 1963, administrative records also have been used to provide basic statistics for very small firms, reducing or eliminating the need to send them census questionnaires. The Enterprise Statistics Program, which publishes combined data from the economic census, was made possible with the implementation of the integrated census program in 1954.

The range of industries covered in the economic censuses has continued to expand. The census of construction industries began on a regular basis in 1967, and the scope of service industries was broadened in 1967, 1977, and 1987. The census of transportation began in 1963 as a set of surveys covering travel, transportation of commodities, and trucks, but expanded in 1987 to cover business establishments in several transportation industries. For 1992, these statistics are incorporated into a broadened census of transportation, communications, and utilities. Also new for 1992 is the census of financial, insurance, and real estate industries. This is part of a gradual expansion in coverage of industries previously subjected to government regulation.

The Survey of Minority-Owned Business Enterprises was first conducted as a special project in 1969 and was incorporated into the economic census in 1972 along with the Survey of Women-Owned Businesses.

An economic census has also been taken in Puerto Rico since 1909, in the Virgin Islands of the United States and Guam since 1958, and in the Commonwealth of the Northern Mariana Islands since 1982.

Statistical reports from the 1987 and earlier censuses provide historical figures for the study of long-term time series and are available in some large libraries. All of the census data published since 1967 are still available for sale on microfiche from the Census Bureau.

AVAILABILITY OF MORE FREQUENT ECONOMIC DATA

While the census provides complete enumerations every 5 years, there are many needs for more frequent data as well. The Census Bureau conducts a number of monthly, quarterly, and annual surveys, with the results appearing in publication series such as Current Business Reports (retail and wholesale trade and service industries), the Annual Survey of Manufactures, Current Industrial Reports, and the Quarterly Financial Report. Most of these surveys, while providing more frequent observations, yield less kind-of-business and geographic detail than the census. The County Business Patterns program offers annual statistics on the number of establishments, employment, and payroll classified by industry within each county.

SOURCES FOR MORE INFORMATION

More information about the scope, coverage, classification system, data items, and publications for each of the economic censuses and related surveys is published in the *Guide to the 1992 Economic Census and Related Statistics*. More information on the methodology, procedures, and history of the census will be published in the *History of the 1992 Economic Census*. Contact Customer Services for information on availability.

Census of Wholesale Trade

GENERAL

The 1992 Census of Wholesale Trade, part of the 1992 Economic Census, covered wholesale trade as defined in the *Standard Industrial Classification Manual: 1987*¹ (SIC). It included all establishments with one or more paid employees primarily engaged in selling merchandise to retailers; other wholesalers; or industrial, commercial, institutional, farm, or professional users. Companies selling products to which they have title, as well as those acting as agents or brokers in buying or selling merchandise to others, are included. The census excluded governmental organizations classified in the covered industries except for wholesale liquor establishments operated by State and local governments.

The basic tabulations in this report do not include data for establishments which are "auxiliary" (primary function is providing a service, such as warehouses) to other establishments within the same organization. Data for auxiliaries are presented in a subsequent report issued as part of the 1992 Enterprise Statistics reports.

Wholesale firms without employees are excluded from the census. In the census of retail trade, the sales of firms with no paid employees are derived from administrative records of other Federal agencies rather than from a direct canvass. These sources proved impractical for wholesale firms without paid employees. In the census of wholesale trade, the sales value is the gross volume of business conducted. Firms which operated wholly or partly on a commission basis must provide both the gross volume of business conducted and commission receipts on census forms. Agents and brokers do not report to other Federal agencies the gross selling value of goods. Moreover, administrative records make no distinction between commission receipts and sales of products by wholesalers.

Appendix A gives a more detailed explanation of census coverage and methodology.

CENSUS DISCLOSURE RULES

In accordance with Federal law governing census reports, no data are published that would disclose the operations of an individual establishment or business. However, the number of establishments in a kind-of-business

classification is not considered a disclosure, therefore, this information may be released even though other information is withheld.

GEOGRAPHIC AREAS COVERED

This report series presents data for the following areas:

1. The United States as a whole.
2. Each State and the District of Columbia
3. Each consolidated metropolitan statistical area (CMSA) and primary metropolitan statistical area (PMSA) defined by the Office of Management and Budget (OMB) as of June 30, 1993. A CMSA is an area used to facilitate the presentation and analysis of data for large concentrations of metropolitan populations. It includes two or more contiguous PMSA's which have a population of at least 1,000,000² and which meet specific criteria of urban character and of social and economic integration.
4. Each metropolitan statistical area (MSA) defined by the OMB as of June 30, 1993. An MSA is an integrated economic and social unit with a population nucleus of at least 50,000 inhabitants.² Each MSA consists of one or more counties meeting standards of metropolitan character; in New England, cities and towns rather than counties are the component geographic units.
5. The area within the State outside metropolitan areas (MA's).
6. Each county or county equivalent.³ Counties are the primary divisions of States, except in Louisiana where they are called parishes and in Alaska where they are called boroughs and census areas. Maryland, Missouri, Nevada, and Virginia have one place or more that is independent of any county organization and constitutes primary divisions of their States. These places are treated as counties and as places.
7. Each consolidated city.³ Consolidated cities are consolidated governments which consists of separately incorporated municipalities.
8. Each municipality of 2,500 inhabitants or more incorporated as a city, borough, village, or town.^{2 3}

¹*Standard Industrial Classification Manual: 1987*. For sale by Superintendent of Documents, U.S. Government Printing Office, Washington, DC 20402. Stock No. 041-001-00314-2.

²According to 1990 Census of Population or subsequent special census.

³Those defined as of January 1, 1992.

For the economic census, boroughs and census areas in Alaska, and boroughs in New York, are not included in this category.

9. Special economic urban areas (SEUA's), which include townships in Michigan, New Jersey, and Pennsylvania and towns in New York, Wisconsin, and the six New England States with 10,000 inhabitants or more.⁴

DOLLAR VALUES

All dollar values presented in this report are expressed in current dollars, i.e., 1992 data are expressed in 1992 dollars and 1987 data in 1987 dollars. Consequently, when making comparisons to prior years, users of the data should consider the inflation that has occurred

RELIABILITY OF DATA

All data compiled in this report originated from either census questionnaires or administrative records of other Federal agencies and, therefore, are not subject to sampling errors. However, the data are subject to nonsampling errors. Nonsampling errors can be attributed to many sources: inability to identify all cases in the actual universe; definition and classification difficulties; differences in the interpretation of questions; errors in recording or coding the data obtained; and other errors of collection, response, coverage, and estimation for missing or misreported data.

The accuracy of these tabulated data is determined by the joint effects of the various nonsampling errors. No direct measurement of these effects has been obtained except for estimation for missing or misreported data; however, precautionary steps were taken in all phases of the collection, processing, and tabulation of the data in an effort to minimize the effects of nonsampling errors.

The Census Bureau obtains on computer tape limited information extracted from administrative records of other Federal agencies. This information is used in conjunction with other information available to the Census Bureau to develop estimates for nonemployers, small employers, and other establishments for which responses were not received in time for publication. For an indication of the extent that data included in these reports were obtained from the administrative records of other Federal agencies and from estimation, rather than reports directly from respondents, see appendix E. Also, see appendix A for a more detailed explanation of census coverage and methodology.

SPECIAL TABULATIONS

Special tabulations of data collected in the 1992 Census of Wholesale Trade may be obtained, depending on availability of time and personnel, on diskette, computer tape,

⁴According to 1990 Census of Population or subsequent special census.

or in tabular form. The data will be in summary form and subject to the same rules prohibiting disclosure of confidential information (including name, address, kind of business, or other data for individual business establishments or companies) as are the regular publications.

Special tabulations are prepared on a cost basis. A request for a cost estimate, as well as exact specifications on the type and format of the data to be provided, should be directed to the Chief, Services Division, Bureau of the Census, Washington, DC 20233.

To discuss a special tabulation before submitting specifications, call 1-800-541-8345.

ABBREVIATIONS AND SYMBOLS

The following abbreviations and symbols are used in this publication:

–	Represents zero.
(D)	Withheld to avoid disclosing data for individual companies; data are included in broader kind-of-business totals.
(IC)	Independent city.
(NA)	Not available.
(NC)	Not comparable.
(X)	Not applicable.
CMSA	Consolidated metropolitan statistical area.
MA	Metropolitan area.
MSA	Metropolitan statistical area.
n.e.c.	Not elsewhere classified.
PMSA	Primary metropolitan statistical area.
pt.	Part.
r	Revised.
SEUA	Standard economic urban area.
SIC	Standard Industrial Classification.

The following symbols are used in this publication to show employment size ranges for employment data that has been withheld to avoid disclosing data for individual companies (employment size range codes are provided for the first time in the 1992 Economic Census):

Symbol	Employment size
AA	0—19
BB	20—99
CC	100—249
EE	250—499
FF	500—999
GG	1,000—2,499
HH	2,500—4,999
II	5,000—9,999
JJ	10,000—24,999
KK	25,000—49,999
LL	50,000—99,999
MM	100,000 or more

Users' Guide for Locating Statistics in This Report by Table Number

Information shown in tables	Table									
	1	2	3	4	5	6	7	8	9	10
GEOGRAPHIC AREAS										
The State	X	X	X						X	X
Metropolitan Areas (MA's) in the State.....							X			
Area of the State not in any MA								X		
Counties in the State				X						X
Places in the State				² X	¹ X	¹ X			² X	
DATA ITEMS³										
Establishments.....	X		X	⁴ X	⁴ X	⁴ X	⁴ X	⁴ X		
Sales	X		X	⁴ X	⁴ X	⁴ X	⁴ X	⁴ X	X	X
Annual payroll	X		X	⁴ X	⁴ X	⁴ X	⁴ X	⁴ X		
First-quarter payroll.....	X									
Paid employees for pay period including March 12, 1992	X		X	⁵ X	⁵ X	⁵ X	⁵ X	⁵ X		
Inventories	X									
Operating expenses	X									
Sales per establishment.....		X								
Sales per employee		X								
Annual payroll per employee.....		X								
Annual payroll as a percent of operating expenses.....		X								
Employees per establishment.....		X								
Operating expenses as a percent of sales		X								
End-of-year inventories as a percent of sales....		X								
1987 to 1992 comparative statistics (sales, payroll, etc.).....			X							
Counties ranked by volume of sales										X
Places ranked by volume of sales.....									² X	

¹Includes areas with 200 wholesale establishments or more.

²Includes places with 2,500 inhabitants or more, according to the 1990 Census of Population.

³See Explanation of Terms, appendix A.

⁴Manufacturers' sales branches and offices, and agents, brokers, and commission merchants are combined and displayed as "other types of operation."

⁵Presented for total and merchant wholesalers only.

Users' Guide for Locating Statistics in the 1992 Census of Wholesale Trade Reports

Report and geographic area	Information shown in reports by kind of business or industry category										
	Number of establishments	Sales (\$1,000)	Payroll (\$1,000)	Number of employees	Inventories (\$1,000)	Operating expenses (\$1,000)	Commodity line sales (\$1,000)	Sales size and employment size ¹	Legal form of organization	Petroleum bulk stations and terminals	Selected topics
GEOGRAPHIC AREA SERIES											
United States	X	X	X	X	X	X	X				
State	X	X	X	X	X	X	X				
MA	X	X	X	X	X						
County	X	X	X	X	X						
Place	X	X	X	X	X						
ESTABLISHMENT AND FIRM SIZE (INCLUDING LEGAL FORM OF ORGANIZATION)											
United States	X	X	² X	² X	² X	² X		X	X		
MEASURES OF VALUE PRODUCED, CAPITAL EXPENDITURES, DEPRECIABLE ASSETS, AND OPERATING EXPENSES											
United States ²		X	X		X	X			X		³ X
COMMODITY LINE SALES											
United States	X	X					X				
State ⁴	X	X					X				
MA ⁴	X	X					X				
MISCELLANEOUS SUBJECTS											
United States	X	X	X	X	X	X				X	⁵ X
State					X	X				X	
County					X	X				X	

¹Establishments and firms.

²Merchant wholesalers only.

³Value produced, capital expenditures, depreciable assets, and selected operating expenses detail.

⁴Available on CD ROM only.

⁵Class of customer; employment by principal activity; detailed type of operation; inventory detail; commissions of agents and brokers; and gross margins, gross profits, and their components of merchant wholesalers.

Contents

West Virginia

[Page numbers listed here omit the prefix that appears as part of the number of each page]

	Page
Introduction to the Economic Census	III
Census of Wholesale Trade	V
Users' Guide for Locating Statistics in This Report by Table Number	VII
Users' Guide for Locating Statistics in the 1992 Census of Wholesale Trade Reports ...	VIII
Summary of Findings	2

FIGURES

1. Percent of Wholesale Sales by Type of Operation: 1992 and 1987	3
2. Wholesale Sales by Industry Group: 1992 and 1987	4
3. Wholesale Employment by Industry Group: 1992 and 1987	5
Maps	6

TABLES

1. Summary Statistics for the State: 1992	7
2. Selected Ratios for the State: 1992	11
3. Comparative Statistics for the State: 1992 and 1987	14
4. Summary Statistics for Counties and for Places With 2,500 Inhabitants or More: 1992	17
5. Summary Statistics for Places With 200 Establishments or More: 1992	19
6. Summary Statistics for Counties With 200 Establishments or More: 1992	20
7. Summary Statistics for Metropolitan Areas: 1992	21
8. Summary Statistics for the Area Outside Metropolitan Areas: 1992	28
9. Places With 2,500 Inhabitants or More Ranked by Volume of Sales: 1992	29
10. Counties Ranked by Volume of Sales: 1992	30

APPENDIXES

A. General Explanation	A-1
B. Sample Report Form and Instructions	B-1
C. Kind-of-Business Titles and Reporting-Form Numbers	C-1
D. Metropolitan Areas	D-1
E. Percent of Sales Data Based on Administrative Records and Estimation for the State: 1992	E-1
F. Geographic Notes	F-1
G. Establishments in Business Any Time During Year and Establishments in Business at End of Year for the State: 1992 and 1987	G-1

Publication Program..... Inside back cover

Summary of Findings

West Virginia had 2,427 wholesale establishments in 1992 with \$7.8 billion in sales. This represents a .7 percent decrease in wholesale establishments and a 32.1 percent increase in sales over 1987 according to the 1992 Census of Wholesale Trade conducted by the Bureau of the Census, U.S. Department of Commerce.

Merchant wholesalers accounted for 88.0 percent or 2,135 of the total establishments and 72.8 percent or \$5.7 billion of the total sales in 1992 compared with 86.9 percent of the establishments and 73.4 percent of the sales in 1987. Manufacturers' sales branches and offices with 194 establishments and \$1.8 billion in sales and agents, brokers, and commission merchants with 98 establishments and \$324.8 million in sales made up the rest of the wholesale trade total in 1992.

Motor vehicle supplies and new parts wholesalers were the largest group of wholesalers by kind of business in terms of sales with \$694.7 million followed by coal and other minerals and ores wholesalers with \$689.9 million and construction and mining (ex. petroleum) machinery and equipment wholesalers with \$649.1 million. Out of 69 kind of business groups, these three accounted for 25.9 percent of the total sales in the State.

Annual payroll for all wholesalers in the State was up from \$476.9 million in 1987 to \$575.3 million in 1992. Merchant wholesalers had annual payroll of \$470.4 million in 1992 while manufacturers' sales branches and offices

recorded \$94.7 million and agents, brokers, and commission merchants had \$10.1 million.

Employment by all wholesalers in West Virginia as of mid-March 1992 was 24,472, an increase of 1.1 percent since 1987. Merchant wholesalers with 20,934 employees accounted for 85.5 percent of the total wholesale employment in 1992 compared with 85.3 percent in 1987.

Inventories of \$914.6 million were held at wholesale establishments in the State at the end of 1992. Merchant wholesalers held 73.4 percent of these inventories while manufacturers' sales branches and sales offices held 26.5 percent and agent, brokers, and commission merchants held .1 percent. Inventories of all wholesalers increased during 1992 by 5.8 percent while those of merchant wholesalers increased 4.6 percent.

Payroll per employee in the State averaged \$23.5 thousand for all wholesalers in 1992, an increase of 19.4 percent since 1987. Merchant wholesalers averaged \$22.5 thousand per employee while manufacturers' sales branches and offices was \$32.0 thousand and agents, brokers, and commission merchants were \$17.4 thousand in 1992.

Annual payroll as a percent of operating expenses for all wholesalers decreased from 49.5 percent in 1987 to 48.3 percent in 1992. The ratio for merchant wholesalers was 49.3 percent; for manufacturers' sales branches and offices it was 43.4 percent; and for agents, brokers and commission merchants it was 51.9 percent.

Figure 1. **Percent of Wholesale Sales by Type of Operation: 1992 and 1987**
(Percents may not add to 100 because of rounding. For meaning of abbreviations and symbols, see introductory text)

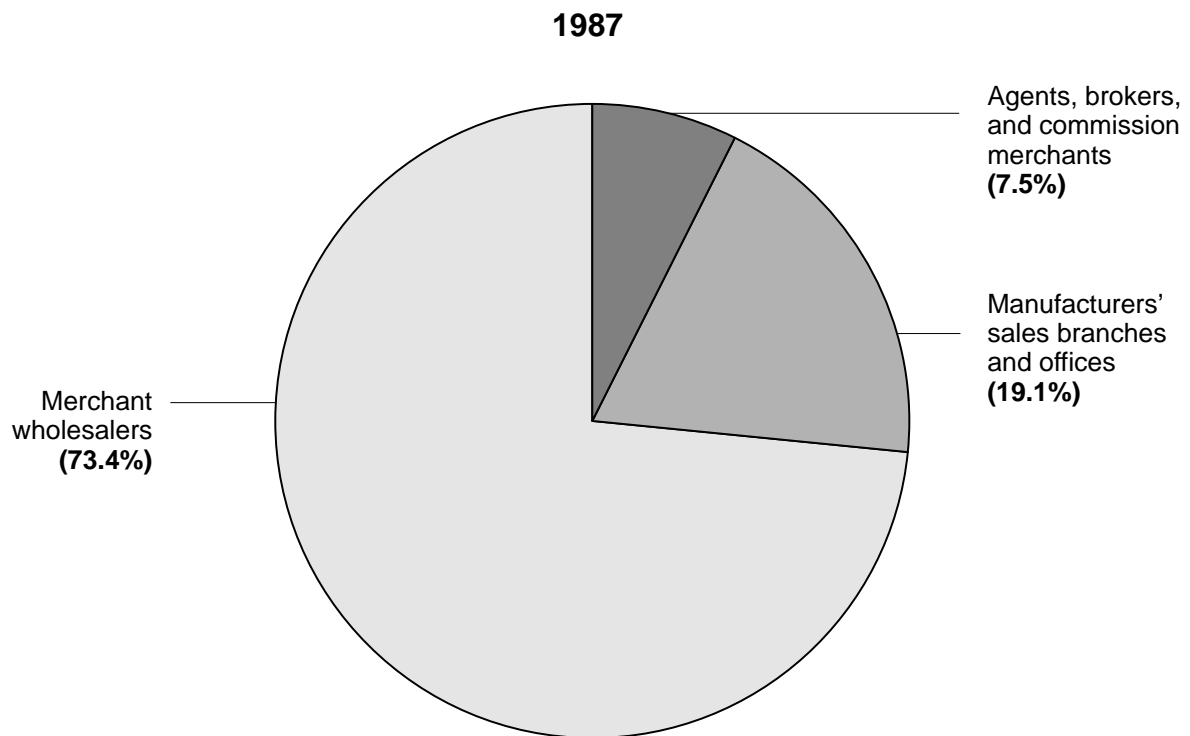
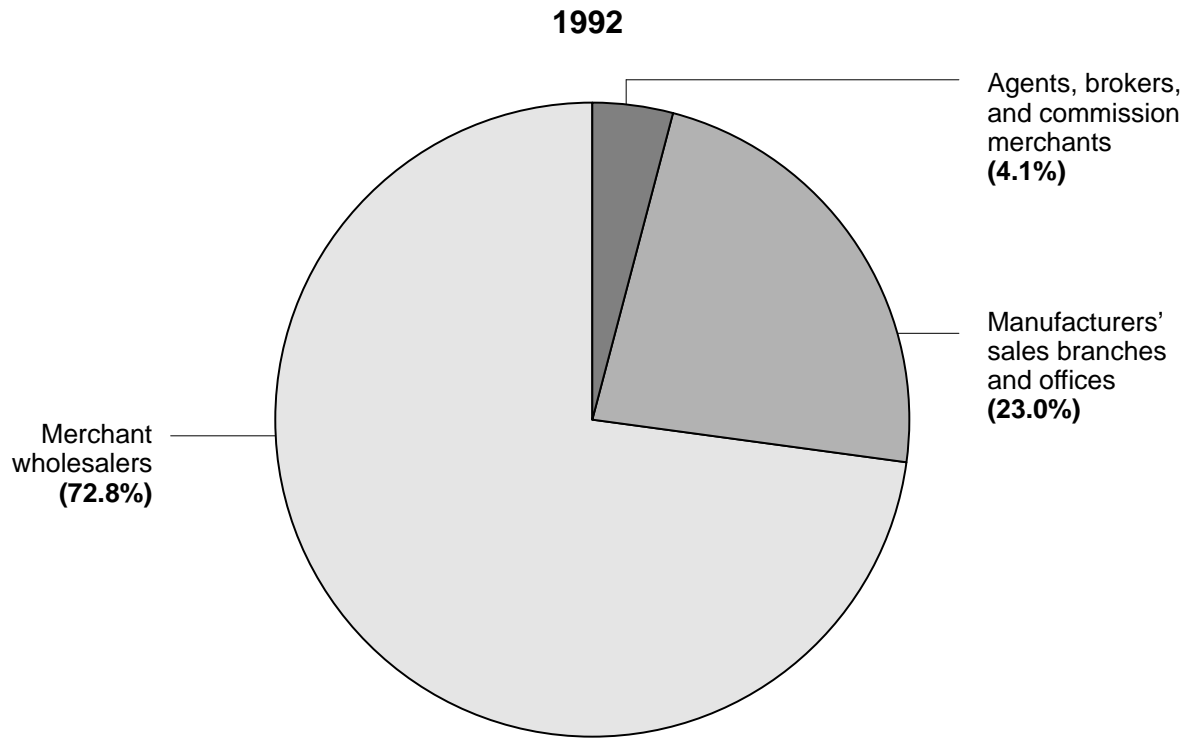



Figure 2. **Wholesale Sales by Industry Group: 1992 and 1987**
(Millions of dollars. For meaning of abbreviations and symbols, see introductory text)

1992 
1987 

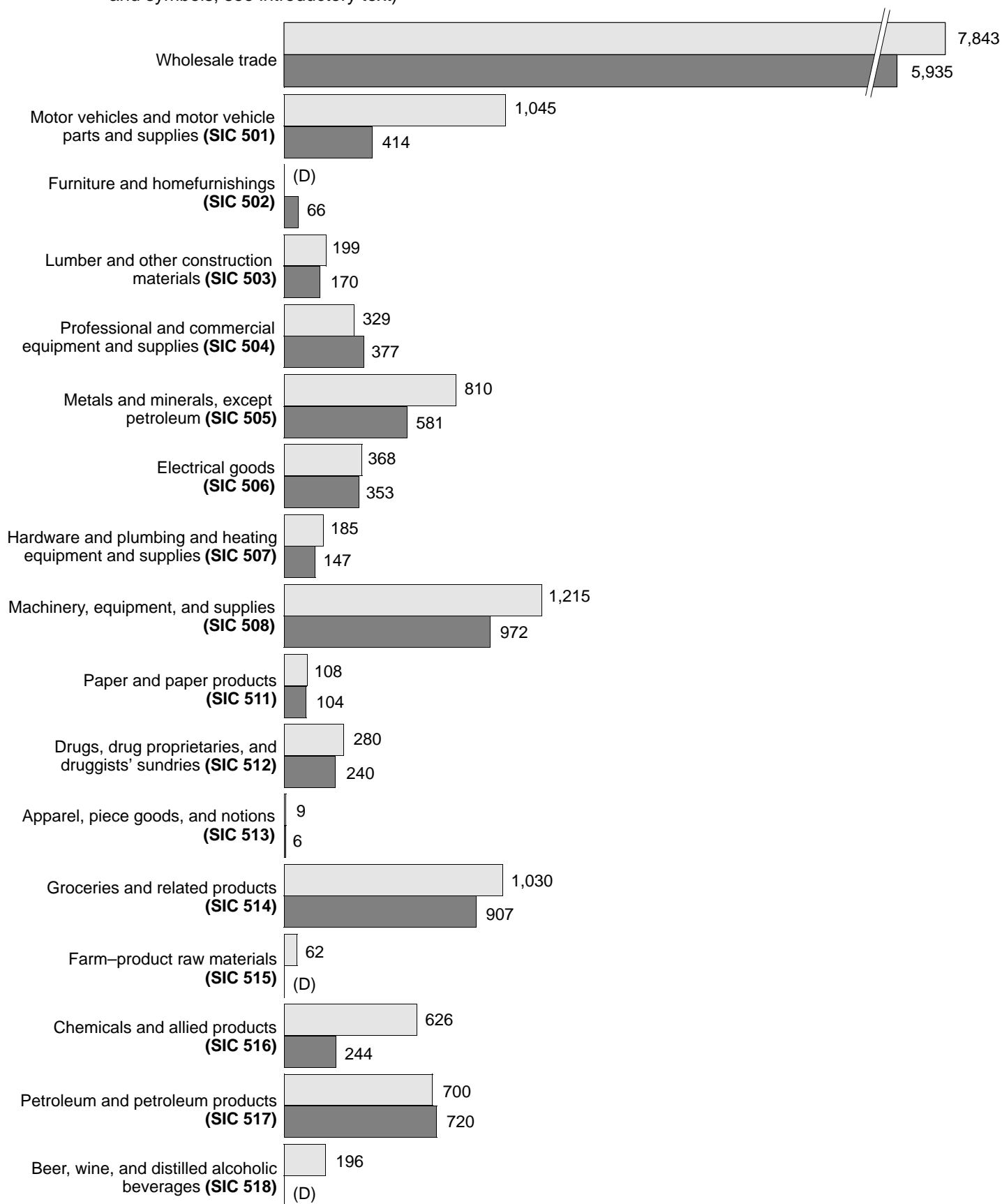




Figure 3. **Wholesale Employment by Industry Group: 1992 and 1987**
 (Number. For meaning of abbreviations and symbols, see introductory text)

1992 
 1987 

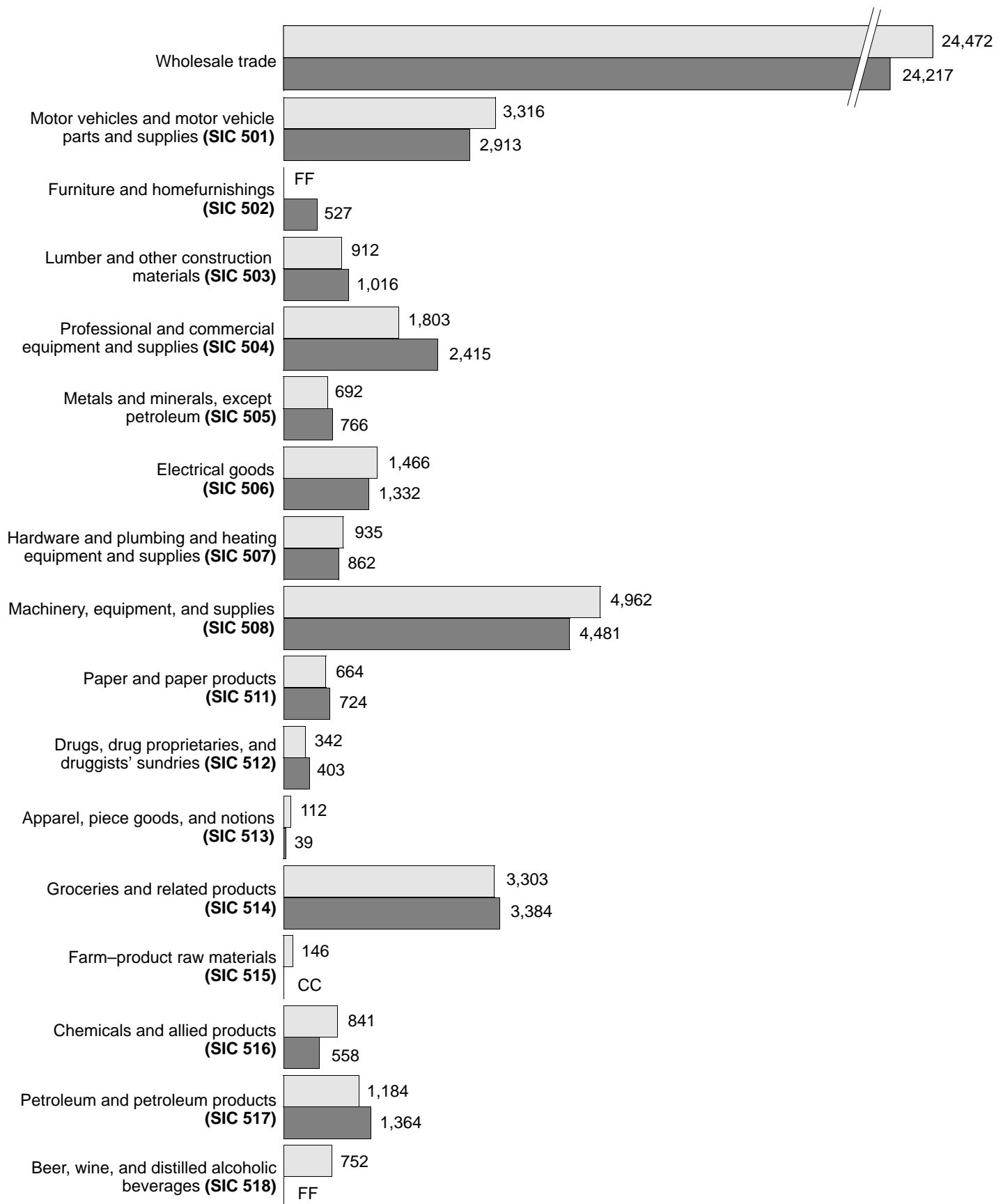




Table 1. Summary Statistics for the State: 1992

[For meaning of abbreviations and symbols, see introductory text. For explanation of terms and comparability of 1987 and 1992 censuses, see appendix A]

SIC code	Type of operation and kind of business	Establishments (number)	Sales (\$1,000)	Annual payroll (\$1,000)	First-quarter payroll (\$1,000)	Paid employees for pay period including March 12 (number)	Operating expenses (\$1,000)	End-of-1991 inventories (\$1,000)	End-of-1992 inventories (\$1,000)
	Wholesale trade -----	2 427	7 842 599	575 303	136 854	24 472	1 191 551	864 698	914 627
	TYPES OF OPERATION								
	Merchant wholesalers -----	2 135	5 712 967	470 442	111 415	20 934	953 604	641 871	671 120
	Wholesale distributors and jobbers -----	2 102	5 489 957	460 924	109 047	20 541	933 108	628 756	651 572
	Importers -----	12	54 312	4 194	1 138	120	10 180	9 029	9 840
	Exporters -----	12	118 405	4 185	954	194	7 258	3 255	8 203
	Terminal grain elevators -----	-	-	-	-	-	-	-	-
	Country grain elevators -----	1	(D)	(D)	(D)	AA	(D)	(D)	(D)
	Assemblers of farm products, except country grain elevators -----	8	(D)	(D)	(D)	BB	(D)	(D)	(D)
	Manufacturers' sales branches and sales offices -----	194	1 804 872	94 737	23 213	2 957	218 430	221 869	242 537
	Sales branches (with stock) -----	152	1 536 415	84 206	20 246	2 735	197 846	221 869	242 537
	Sales offices (without stock) -----	42	268 457	10 531	2 967	222	20 584	-	-
	Agents, brokers, and commission merchants ----	98	324 760	10 124	2 226	581	19 517	958	970
	Auction companies -----	9	(D)	(D)	(D)	CC	(D)	(D)	(D)
	Brokers -----	22	98 113	2 194	403	89	4 274	6	6
	Commission merchants -----	19	54 330	2 082	493	111	4 412	286	227
	Import agents -----	1	(D)	(D)	(D)	AA	(D)	(D)	(D)
	Export agents -----	-	-	-	-	-	-	-	-
	Manufacturers' agents -----	47	85 597	4 567	1 047	178	8 935	666	737
	TYPES OF OPERATION BY KIND OF BUSINESS								
	Wholesale trade -----	2 427	7 842 599	575 303	136 854	24 472	1 191 551	864 698	914 627
50	Durable goods -----	1 678	4 435 595	380 813	91 365	15 723	761 651	643 097	689 496
501	Motor vehicles and motor vehicle parts and supplies -----	366	1 045 134	68 062	15 741	3 316	146 479	231 349	254 397
5012	Automobiles and other motor vehicles -----	39	221 211	15 062	3 014	727	25 704	21 301	23 122
5013	Motor vehicle supplies and new parts -----	232	694 717	36 691	8 902	1 777	87 936	192 307	213 132
5014	Tires and tubes -----	48	(D)	(D)	(D)	FF	(D)	(D)	(D)
5015	Motor vehicle parts, used -----	47	(D)	(D)	(D)	CC	(D)	(D)	(D)
502	Furniture and homefurnishings -----	47	(D)	(D)	(D)	FF	(D)	(D)	(D)
5021	Furniture -----	26	(D)	(D)	(D)	EE	(D)	(D)	(D)
5023	Homefurnishings -----	21	37 845	5 667	1 257	254	10 728	6 353	5 655
503	Lumber and other construction materials -----	90	199 046	20 180	4 550	912	41 236	24 318	27 377
5031	Lumber, plywood, millwork, and wood panels -----	42	105 000	7 962	1 874	409	17 008	14 502	17 838
5032	Brick, stone, and related construction materials -----	18	34 786	5 962	1 301	239	12 010	3 052	2 954
5033	Roofing, siding, and insulation materials -----	12	19 824	1 354	389	59	3 054	2 401	2 575
5039	Construction materials, n.e.c. -----	18	39 436	4 902	986	205	9 164	4 363	4 010
504	Professional and commercial equipment and supplies -----	190	329 111	50 035	12 393	1 803	94 920	31 324	34 638
5043	Photographic equipment and supplies -----	1	(D)	(D)	(D)	AA	(D)	(D)	(D)
5044	Office equipment -----	56	91 100	18 066	4 494	684	31 199	9 593	9 265
5045	Computers and computer peripheral equipment and software -----	55	105 601	17 043	4 430	471	34 897	6 164	7 018
5046	Commercial equipment, n.e.c. -----	20	12 183	1 983	450	111	3 606	1 770	1 662
5047	Medical, dental, and hospital equipment and supplies -----	41	95 076	9 781	2 275	374	18 860	11 587	14 041
5048	Ophthalmic goods -----	4	(D)	(D)	(D)	BB	(D)	(D)	(D)
5049	Professional equipment and supplies, n.e.c. -----	13	21 006	2 360	549	117	4 568	2 047	2 474
505	Metals and minerals, except petroleum -----	93	810 191	22 659	5 354	692	54 506	35 996	35 037
5051	Metals service centers and offices -----	41	120 302	9 806	2 246	381	22 098	28 515	24 288
5052	Coal and other minerals and ores -----	52	689 889	12 853	3 108	311	32 408	7 481	10 749
506	Electrical goods -----	162	367 924	35 454	8 349	1 466	66 359	39 325	37 659
5063	Electrical apparatus and equipment, wiring supplies, and construction materials -----	98	269 598	23 346	5 524	918	44 972	29 117	27 897
5064	Electrical appliances, television and radio sets -----	10	45 335	4 722	995	216	8 161	6 299	6 208
5065	Electronic parts and equipment, n.e.c. -----	54	52 991	7 386	1 830	332	13 226	3 909	3 554
507	Hardware, and plumbing and heating equipment and supplies -----	119	184 589	20 121	4 793	935	40 295	30 918	31 588
5072	Hardware -----	35	31 615	4 520	1 182	259	8 373	7 724	6 490
5074	Plumbing and heating equipment and supplies (hydronics) -----	46	80 492	9 618	2 234	415	17 765	12 138	12 955
5075	Warm air heating and air-conditioning equipment and supplies -----	29	59 931	4 908	1 130	209	11 388	8 868	9 700
5078	Refrigeration equipment and supplies -----	9	12 551	1 075	247	52	2 769	2 188	2 443
508	Machinery, equipment, and supplies -----	469	1 215 391	134 149	33 146	4 962	258 565	226 405	243 391
5082	Construction and mining (except petroleum) machinery and equipment -----	135	649 059	62 214	15 526	2 033	116 702	147 781	158 546
5083	Farm and garden machinery and equipment -----	40	35 799	3 203	699	225	7 297	11 546	10 034
5084	Industrial machinery and equipment -----	132	240 634	33 838	8 124	1 289	60 553	29 388	37 451
5085	Industrial supplies -----	107	239 672	29 085	7 479	1 060	62 607	32 176	31 830
5087	Service establishment equipment and supplies -----	49	35 328	4 233	935	282	8 489	3 224	3 003
5088	Transportation equipment and supplies, except motor vehicles -----	6	14 899	1 576	383	73	2 917	2 290	2 527
509	Miscellaneous durable goods -----	142	(D)	(D)	(D)	GG	(D)	(D)	(D)
5091	Sporting and recreational goods and supplies -----	21	21 849	2 504	579	181	6 142	3 385	3 446
5092	Toys and hobby goods and supplies -----	7	3 961	484	108	44	1 499	582	579
5093	Scrap and waste materials -----	69	157 754	12 406	2 900	730	23 289	6 711	8 989
5094	Jewelry, watches, precious stones, and precious metals -----	5	999	107	36	11	289	131	132
5099	Durable goods, n.e.c. -----	40	(D)	(D)	(D)	CC	(D)	(D)	(D)

WHOLESALE TRADE—GEOGRAPHIC AREA SERIES

WEST VIRGINIA WV-7

Table 1. Summary Statistics for the State: 1992 —Con.

[For meaning of abbreviations and symbols, see introductory text. For explanation of terms and comparability of 1987 and 1992 censuses, see appendix A]

SIC code	Type of operation and kind of business	Establishments (number)	Sales (\$1,000)	Annual payroll (\$1,000)	First-quarter payroll (\$1,000)	Paid employees for pay period including March 12 (number)	Operating expenses (\$1,000)	End-of-1991 inventories (\$1,000)	End-of-1992 inventories (\$1,000)
TYPES OF OPERATION BY KIND OF BUSINESS — Con.									
Wholesale trade — Con.									
51	Nondurable goods	749	3 407 004	194 490	45 489	8 749	429 900	221 601	225 131
511	Paper and paper products	74	108 023	14 777	3 740	664	27 099	9 966	9 568
5111	Printing and writing paper	5	12 875	1 151	263	45	2 110	753	852
5112	Stationery and office supplies	57	53 329	8 260	1 997	419	15 111	5 634	4 913
5113	Industrial and personal service paper	12	41 819	5 366	1 480	200	9 878	3 579	3 803
512	Drugs, drug proprietaries, and druggists' sundries	22	279 809	7 909	2 091	342	17 006	51 539	49 796
5122	Drugs, drug proprietaries, and druggists' sundries	22	279 809	7 909	2 091	342	17 006	51 539	49 796
513	Apparel, piece goods, and notions	17	9 146	1 418	344	112	3 007	1 266	1 388
5131	Piece goods, notions, and other dry goods	4	(D)	(D)	(D)	AA	(D)	(D)	(D)
5136	Men's and boys' clothing and furnishings	8	6 495	938	238	81	2 028	751	748
5137	Women's, children's, and infants' clothing and accessories	4	(D)	(D)	(D)	AA	(D)	(D)	(D)
5139	Footwear	1	(D)	(D)	(D)	AA	(D)	(D)	(D)
514	Groceries and related products	184	1 029 970	71 290	16 170	3 303	144 961	42 213	42 131
5141	Groceries, general line	27	366 749	13 921	3 380	635	23 769	26 613	26 490
5142	Packaged frozen foods	6	(D)	(D)	(D)	CC	(D)	(D)	(D)
5143	Dairy products, except dried or canned	18	79 732	5 987	762	260	12 891	915	939
5144	Poultry and poultry products	2	(D)	(D)	(D)	BB	(D)	(D)	(D)
5145	Confectionery	17	43 340	5 015	1 125	310	9 067	1 089	1 575
5146	Fish and seafoods	4	2 635	214	56	21	466	120	109
5147	Meats and meat products	12	62 326	4 506	1 025	246	9 472	1 613	1 613
5148	Fresh fruits and vegetables	29	117 598	11 357	2 705	676	23 119	1 323	1 321
5149	Groceries and related products, n.e.c.	69	254 979	23 377	5 461	908	53 270	5 497	5 857
515	Farm-product raw materials	23	61 684	774	151	146	2 783	954	1 484
5153	Grain and field beans	2	(D)	(D)	(D)	AA	(D)	(D)	(D)
5154	Livestock	16	54 732	498	95	115	1 329	66	232
5159	Farm-product raw materials, n.e.c.	5	(D)	(D)	(D)	BB	(D)	(D)	(D)
516	Chemicals and allied products	72	625 970	29 450	7 382	841	73 934	58 303	63 587
5162	Plastics materials and basic forms and shapes	8	(D)	(D)	(D)	EE	(D)	(D)	(D)
5169	Chemicals and allied products, n.e.c.	64	(D)	(D)	(D)	FF	(D)	(D)	(D)
517	Petroleum and petroleum products	119	699 900	23 916	5 698	1 184	68 953	17 618	17 562
5171	Petroleum bulk stations and terminals	87	624 259	20 414	4 929	996	59 846	16 270	15 863
5172	Petroleum and petroleum products wholesalers, except bulk stations and terminals	32	75 641	3 502	769	188	9 107	1 348	1 699
518	Beer, wine, and distilled alcoholic beverages	54	196 286	20 934	4 529	752	42 770	12 702	11 471
5181	Beer and ale	46	189 060	20 288	4 368	697	41 280	11 391	10 438
5182	Wine and distilled alcoholic beverages	8	7 226	646	161	55	1 490	1 311	1 033
519	Miscellaneous nondurable goods	184	396 216	24 022	5 384	1 405	49 387	27 040	28 144
5191	Farm supplies	87	79 112	7 123	1 611	477	16 223	9 485	9 544
5192	Books, periodicals, and newspapers	17	25 344	2 675	657	150	5 973	1 756	1 769
5193	Flowers, nursery stock, and florists' supplies	13	6 473	1 202	243	113	2 027	669	976
5194	Tobacco and tobacco products	24	245 174	9 107	1 951	443	17 127	11 854	12 448
5198	Paints, varnishes, and supplies	13	10 203	977	309	47	2 036	787	866
5199	Nondurable goods, n.e.c.	30	29 910	2 938	613	175	6 001	2 489	2 541
Merchant wholesalers		2 135	5 712 967	470 442	111 415	20 934	953 604	641 871	671 120
50	Durable goods	1 512	3 025 992	319 691	75 856	13 864	622 265	438 710	460 122
501	Motor vehicles and motor vehicle parts and supplies	339	(D)	(D)	(D)	HH	(D)	(D)	(D)
5012	Automobiles and other motor vehicles	37	(D)	(D)	(D)	FF	(D)	(D)	(D)
5013	Motor vehicle supplies and new parts	208	(D)	(D)	(D)	GG	(D)	(D)	(D)
5014	Tires and tubes	47	(D)	(D)	(D)	FF	(D)	(D)	(D)
5015	Motor vehicle parts, used	47	(D)	(D)	(D)	CC	(D)	(D)	(D)
502	Furniture and homefurnishings	45	(D)	(D)	(D)	FF	(D)	(D)	(D)
5021	Furniture	24	(D)	(D)	(D)	EE	(D)	(D)	(D)
5023	Homefurnishings	21	37 845	5 667	1 257	254	10 728	6 353	5 655
503	Lumber and other construction materials	84	176 952	18 772	4 219	854	37 071	21 159	21 791
5031	Lumber, plywood, millwork, and wood panels	41	(D)	(D)	(D)	EE	(D)	(D)	(D)
5032	Brick, stone, and related construction materials	17	(D)	(D)	(D)	CC	(D)	(D)	(D)
5033	Roofing, siding, and insulation materials	11	(D)	(D)	(D)	BB	(D)	(D)	(D)
5039	Construction materials, n.e.c.	15	(D)	(D)	(D)	CC	(D)	(D)	(D)
504	Professional and commercial equipment and supplies	166	217 332	31 303	7 426	1 370	56 248	25 456	28 018
5043	Photographic equipment and supplies	1	(D)	(D)	(D)	AA	(D)	(D)	(D)
5044	Office equipment	46	(D)	(D)	(D)	FF	(D)	(D)	(D)
5045	Computers and computer peripheral equipment and software	47	40 110	5 379	1 294	236	9 541	2 667	2 806
5046	Commercial equipment, n.e.c.	19	(D)	(D)	(D)	CC	(D)	(D)	(D)
5047	Medical, dental, and hospital equipment and supplies	39	(D)	(D)	(D)	EE	(D)	(D)	(D)
5048	Ophthalmic goods	2	(D)	(D)	(D)	BB	(D)	(D)	(D)
5049	Professional equipment and supplies, n.e.c.	12	(D)	(D)	(D)	CC	(D)	(D)	(D)
505	Metals and minerals, except petroleum	73	404 134	14 999	3 693	519	37 917	31 168	32 725
5051	Metals service centers and offices	33	104 230	7 210	1 630	290	16 169	27 261	23 011
5052	Coal and other minerals and ores	40	299 904	7 789	2 063	229	21 748	3 907	9 714
506	Electrical goods	135	279 913	30 062	7 054	1 313	57 498	37 105	35 670
5063	Electrical apparatus and equipment, wiring supplies, and construction materials	76	190 196	19 613	4 650	808	38 610	27 122	26 101
5064	Electrical appliances, television and radio sets	10	45 335	4 722	995	216	8 161	6 299	6 208
5065	Electronic parts and equipment, n.e.c.	49	44 382	5 727	1 409	289	10 727	3 684	3 361

Table 1. Summary Statistics for the State: 1992 —Con.

[For meaning of abbreviations and symbols, see introductory text. For explanation of terms and comparability of 1987 and 1992 censuses, see appendix A]

SIC code	Type of operation and kind of business	Establishments (number)	Sales (\$1,000)	Annual payroll (\$1,000)	First-quarter payroll (\$1,000)	Paid employees for pay period including March 12 (number)	Operating expenses (\$1,000)	End-of-1991 inventories (\$1,000)	End-of-1992 inventories (\$1,000)
TYPES OF OPERATION BY KIND OF BUSINESS —Con.									
Merchant wholesalers —Con.									
50	Durable goods —Con.								
507	Hardware, and plumbing and heating equipment and supplies -----	113	(D)	(D)	(D)	FF	(D)	(D)	(D)
5072	Hardware -----	34	(D)	(D)	(D)	CC	(D)	(D)	(D)
5074	Plumbing and heating equipment and supplies (hydronics) -----	44	(D)	(D)	(D)	EE	(D)	(D)	(D)
5075	Warm air heating and air-conditioning equipment and supplies -----	26	(D)	(D)	(D)	CC	(D)	(D)	(D)
5078	Refrigeration equipment and supplies -----	9	12 551	1 075	247	52	2 769	2 188	2 443
508	Machinery, equipment, and supplies -----	418	1 004 728	117 352	28 812	4 385	227 415	192 006	203 251
5082	Construction and mining (except petroleum) machinery and equipment -----	113	508 861	51 269	12 669	1 659	96 166	119 819	125 258
5083	Farm and garden machinery and equipment -----	40	35 799	3 203	699	225	7 297	11 546	10 034
5084	Industrial machinery and equipment -----	111	189 078	28 828	6 861	1 125	51 692	23 977	31 653
5085	Industrial supplies -----	103	234 180	28 632	7 367	1 045	61 711	32 045	31 675
5087	Service establishment equipment and supplies -----	46	(D)	(D)	(D)	EE	(D)	(D)	(D)
5088	Transportation equipment and supplies, except motor vehicles -----	5	(D)	(D)	(D)	BB	(D)	(D)	(D)
509	Miscellaneous durable goods -----	139	(D)	(D)	(D)	GG	(D)	(D)	(D)
5091	Sporting and recreational goods and supplies -----	21	21 849	2 504	579	181	6 142	3 385	3 446
5092	Toys and hobby goods and supplies -----	7	3 961	484	108	44	1 499	582	579
5093	Scrap and waste materials -----	69	157 754	12 406	2 900	730	23 289	6 711	8 989
5094	Jewelry, watches, precious stones, and precious metals -----	4	(D)	(D)	(D)	AA	(D)	(D)	(D)
5099	Durable goods, n.e.c. -----	38	(D)	(D)	(D)	CC	(D)	(D)	(D)
51	Nondurable goods -----	623	2 686 975	150 751	35 559	7 070	331 339	203 161	210 998
511	Paper and paper products -----	62	96 240	13 420	3 405	608	24 563	8 994	9 368
5111	Printing and writing paper -----	4	(D)	(D)	(D)	BB	(D)	(D)	(D)
5112	Stationery and office supplies -----	46	(D)	(D)	(D)	EE	(D)	(D)	(D)
5113	Industrial and personal service paper -----	12	41 819	5 366	1 480	200	9 878	3 579	3 803
512	Drugs, drug proprietaries, and druggists' sundries -----	21	(D)	(D)	(D)	EE	(D)	(D)	(D)
5122	Drugs, drug proprietaries, and druggists' sundries -----	21	(D)	(D)	(D)	EE	(D)	(D)	(D)
513	Apparel, piece goods, and notions -----	16	(D)	(D)	(D)	CC	(D)	(D)	(D)
5131	Piece goods, notions, and other dry goods -----	4	(D)	(D)	(D)	AA	(D)	(D)	(D)
5136	Men's and boys' clothing and furnishings -----	7	(D)	(D)	(D)	BB	(D)	(D)	(D)
5137	Women's, children's, and infants' clothing and accessories -----	4	(D)	(D)	(D)	AA	(D)	(D)	(D)
5139	Footwear -----	1	(D)	(D)	(D)	AA	(D)	(D)	(D)
514	Groceries and related products -----	133	716 603	42 369	10 141	2 174	81 974	36 968	36 494
5141	Groceries, general line -----	26	(D)	(D)	(D)	FF	(D)	(D)	(D)
5142	Packaged frozen foods -----	6	(D)	(D)	(D)	CC	(D)	(D)	(D)
5143	Dairy products, except dried or canned -----	9	33 121	603	162	37	1 270	70	93
5144	Poultry and poultry products -----	2	(D)	(D)	(D)	BB	(D)	(D)	(D)
5145	Confectionery -----	13	(D)	(D)	(D)	CC	(D)	(D)	(D)
5146	Fish and seafoods -----	4	2 635	214	56	21	466	120	109
5147	Meats and meat products -----	11	(D)	(D)	(D)	CC	(D)	(D)	(D)
5148	Fresh fruits and vegetables -----	27	(D)	(D)	(D)	FF	(D)	(D)	(D)
5149	Groceries and related products, n.e.c. -----	35	(D)	(D)	(D)	CC	(D)	(D)	(D)
515	Farm-product raw materials -----	11	(D)	(D)	(D)	BB	(D)	(D)	(D)
5153	Grain and field beans -----	2	(D)	(D)	(D)	AA	(D)	(D)	(D)
5154	Livestock -----	5	(D)	(D)	(D)	AA	(D)	(D)	(D)
5159	Farm-product raw materials, n.e.c. -----	4	(D)	(D)	(D)	BB	(D)	(D)	(D)
516	Chemicals and allied products -----	50	491 255	21 106	5 064	611	52 917	51 336	59 793
5162	Plastics materials and basic forms and shapes -----	7	(D)	(D)	(D)	EE	(D)	(D)	(D)
5169	Chemicals and allied products, n.e.c. -----	43	(D)	(D)	(D)	EE	(D)	(D)	(D)
517	Petroleum and petroleum products -----	101	512 049	20 816	4 915	1 077	60 926	12 731	13 449
5171	Petroleum bulk stations and terminals -----	73	441 634	17 452	4 184	897	52 343	11 383	11 918
5172	Petroleum and petroleum products wholesalers, except bulk stations and terminals -----	28	70 415	3 364	731	180	8 583	1 348	1 531
518	Beer, wine, and distilled alcoholic beverages -----	54	196 286	20 934	4 529	752	42 770	12 702	11 471
5181	Beer and ale -----	46	189 060	20 288	4 368	697	41 280	11 391	10 438
5182	Wine and distilled alcoholic beverages -----	8	7 226	646	161	55	1 490	1 311	1 033
519	Miscellaneous nondurable goods -----	175	(D)	(D)	(D)	GG	(D)	(D)	(D)
5191	Farm supplies -----	87	79 112	7 123	1 611	477	16 223	9 485	9 544
5192	Books, periodicals, and newspapers -----	14	(D)	(D)	(D)	CC	(D)	(D)	(D)
5193	Flowers, nursery stock, and florists' supplies -----	13	6 473	1 202	243	113	2 027	669	976
5194	Tobacco and tobacco products -----	24	245 174	9 107	1 951	443	17 127	11 854	12 448
5198	Paints, varnishes, and supplies -----	10	(D)	(D)	(D)	BB	(D)	(D)	(D)
5199	Nondurable goods, n.e.c. -----	27	(D)	(D)	(D)	CC	(D)	(D)	(D)
Manufacturers' sales branches and sales offices -----									
50	Durable goods -----	113	1 804 872	94 737	23 213	2 957	218 430	221 869	242 537
501	Motor vehicles and motor vehicle parts and supplies -----	24	(D)	(D)	(D)	EE	(D)	(D)	(D)
502	Furniture and homefurnishings -----	—	—	—	—	—	—	—	—
503	Lumber and other construction materials -----	6	22 094	1 408	331	58	4 165	3 159	5 586
504	Professional and commercial equipment and supplies -----	15	103 750	18 028	4 796	398	37 251	5 601	6 401
505	Metals and minerals, except petroleum -----	14	367 623	6 837	1 548	153	14 876	4 828	2 312
506	Electrical goods -----	15	(D)	(D)	(D)	CC	(D)	(D)	(D)

Table 1. **Summary Statistics for the State: 1992** —Con.

[For meaning of abbreviations and symbols, see introductory text. For explanation of terms and comparability of 1987 and 1992 censuses, see appendix A]

SIC code	Type of operation and kind of business	Estab-lish-ments (number)	Sales (\$1,000)	Annual payroll (\$1,000)	First-quarter payroll (\$1,000)	Paid employees for pay period including March 12 (number)	Operating expenses (\$1,000)	End-of-1991 inventories (\$1,000)	End-of-1992 inventories (\$1,000)
TYPES OF OPERATION BY KIND OF BUSINESS									
— Con.									
Manufacturers' sales branches and sales offices — Con.									
50	Durable goods — Con.								
507	Hardware, and plumbing and heating equipment and supplies -----	1	(D)	(D)	(D)	AA	(D)	(D)	(D)
508	Machinery, equipment, and supplies -----	38	176 721	14 643	3 827	506	27 141	34 001	39 670
509	Miscellaneous durable goods -----	—	—	—	—	—	—	—	—
51	Nondurable goods -----	81	566 477	40 455	9 215	1 438	91 780	18 384	14 077
511	Paper and paper products -----	9	10 300	1 189	296	47	2 123	965	193
512	Drugs, drug proprietaries, and druggists' sundries -----	1	(D)	(D)	(D)	AA	(D)	(D)	(D)
513	Apparel, piece goods, and notions -----	1	(D)	(D)	(D)	AA	(D)	(D)	(D)
514	Groceries and related products -----	36	262 288	27 674	5 780	1 075	60 797	5 245	5 637
515	Farm-product raw materials -----	—	—	—	—	—	—	—	—
516	Chemicals and allied products -----	21	(D)	(D)	(D)	CC	(D)	(D)	(D)
517	Petroleum and petroleum products -----	9	146 567	1 913	486	49	5 329	4 870	4 106
518	Beer, wine, and distilled alcoholic beverages -----	—	—	—	—	—	—	—	—
519	Miscellaneous nondurable goods -----	4	(D)	(D)	(D)	AA	(D)	(D)	(D)
	Agents, brokers, and commission merchants ----	98	324 760	10 124	2 226	581	19 517	958	970
50	Durable goods -----	53	171 208	6 840	1 511	340	12 736	902	914
501	Motor vehicles and motor vehicle parts and supplies -----	3	(D)	(D)	(D)	CC	(D)	(D)	(D)
502	Furniture and homefurnishings -----	2	(D)	(D)	(D)	AA	(D)	(D)	(D)
503	Lumber and other construction materials -----	—	—	—	—	—	—	—	—
504	Professional and commercial equipment and supplies -----	9	8 029	704	171	35	1 421	267	219
505	Metals and minerals, except petroleum -----	6	38 434	823	113	20	1 713	—	—
506	Electrical goods -----	12	(D)	(D)	(D)	BB	(D)	(D)	(D)
507	Hardware, and plumbing and heating equipment and supplies -----	5	8 042	454	101	15	811	53	57
508	Machinery, equipment, and supplies -----	13	33 942	2 154	507	71	4 009	398	470
509	Miscellaneous durable goods -----	3	(D)	(D)	(D)	AA	(D)	(D)	(D)
51	Nondurable goods -----	45	153 552	3 284	715	241	6 781	56	56
511	Paper and paper products -----	3	1 483	168	39	9	413	7	7
512	Drugs, drug proprietaries, and druggists' sundries -----	—	—	—	—	—	—	—	—
513	Apparel, piece goods, and notions -----	—	—	—	—	—	—	—	—
514	Groceries and related products -----	15	51 079	1 247	249	54	2 190	—	—
515	Farm-product raw materials -----	12	(D)	(D)	(D)	CC	(D)	(D)	(D)
516	Chemicals and allied products -----	1	(D)	(D)	(D)	AA	(D)	(D)	(D)
517	Petroleum and petroleum products -----	9	41 284	1 187	297	58	2 698	17	7
518	Beer, wine, and distilled alcoholic beverages -----	—	—	—	—	—	—	—	—
519	Miscellaneous nondurable goods -----	5	(D)	(D)	(D)	AA	(D)	(D)	(D)

Table 2. Selected Ratios for the State: 1992

[For meaning of abbreviations and symbols, see introductory text. For explanation of terms and comparability of 1987 and 1992 censuses, see appendix A]

SIC code	Type of operation and kind of business	Sales		Annual payroll		Employees per establishment ¹ (number)	Operating expenses as percent of sales	End-of-1992 inventories as percent of sales
		Per establishment (dollars)	Per employee ¹ (dollars)	Per employee ¹ (dollars)	As percent of operating expenses			
	Wholesale trade -----	3 231 396	320 472	23 509	48.3	10	15.2	11.7
50	Durable goods -----	2 643 382	282 109	24 220	50.0	9	17.2	15.5
501	Motor vehicles and motor vehicle parts and supplies -----	2 855 557	315 179	20 525	46.5	9	14.0	24.3
5012	Automobiles and other motor vehicles -----	5 672 077	304 279	20 718	58.6	19	11.6	10.5
5013	Motor vehicle supplies and new parts -----	2 994 470	390 949	20 648	41.7	8	12.7	30.7
5014	Tires and tubes -----	(D)	(D)	(D)	(D)	(D)	(D)	(D)
5015	Motor vehicle parts, used -----	(D)	(D)	(D)	(D)	(D)	(D)	(D)
502	Furniture and home furnishings -----	(D)	(D)	(D)	(D)	(D)	(D)	(D)
5021	Furniture -----	(D)	(D)	(D)	(D)	(D)	(D)	(D)
5023	Home furnishings -----	1 802 143	148 996	22 311	52.8	12	28.3	14.9
503	Lumber and other construction materials -----	2 211 622	218 252	22 127	48.9	10	20.7	13.8
5031	Lumber, plywood, millwork, and wood panels -----	2 500 000	256 724	19 467	46.8	10	16.2	17.0
5032	Brick, stone, and related construction materials -----	1 932 556	145 548	24 946	49.6	13	34.5	8.5
5033	Roofing, siding, and insulation materials -----	1 652 000	336 000	22 949	44.3	5	15.4	13.0
5039	Construction materials, n.e.c. -----	2 190 889	192 371	23 912	53.5	11	23.2	10.2
504	Professional and commercial equipment and supplies -----	1 732 163	182 535	27 751	52.7	9	28.8	10.5
5043	Photographic equipment and supplies -----	(D)	(D)	(D)	(D)	(D)	(D)	(D)
5044	Office equipment -----	1 626 786	133 187	26 412	57.9	12	34.2	10.2
5045	Computers and computer peripheral equipment and software -----	1 920 018	224 206	36 185	48.8	9	33.0	6.6
5046	Commercial equipment, n.e.c. -----	609 150	109 757	17 865	55.0	6	29.6	13.6
5047	Medical, dental, and hospital equipment and supplies -----	2 318 927	254 214	26 152	51.9	9	19.8	14.8
5048	Ophthalmic goods -----	(D)	(D)	(D)	(D)	(D)	(D)	(D)
5049	Professional equipment and supplies, n.e.c. -----	1 615 846	179 538	20 171	51.7	9	21.7	11.8
505	Metals and minerals, except petroleum -----	8 711 731	1 170 796	32 744	41.6	7	6.7	4.3
5051	Metals service centers and offices -----	2 934 195	315 753	25 738	44.4	9	18.4	20.2
5052	Coal and other minerals and ores -----	13 267 096	2 218 293	41 328	39.7	6	4.7	1.6
506	Electrical goods -----	2 271 136	250 971	24 184	53.4	9	18.0	10.2
5063	Electrical apparatus and equipment, wiring supplies, and construction materials -----	2 751 000	293 680	25 431	51.9	9	16.7	10.3
5064	Electrical appliances, television and radio sets -----	4 533 500	209 884	21 861	57.9	22	18.0	13.7
5065	Electronic parts and equipment, n.e.c. -----	981 315	159 611	22 247	55.8	6	25.0	6.7
507	Hardware, and plumbing and heating equipment and supplies -----	1 551 168	197 421	21 520	49.9	8	21.8	17.1
5072	Hardware -----	903 286	122 066	17 452	54.0	7	26.5	20.5
5074	Plumbing and heating equipment and supplies (hydronics) -----	1 749 826	193 957	23 176	54.1	9	22.1	16.1
5075	Warm air heating and air-conditioning equipment and supplies -----	2 066 586	286 751	23 483	43.1	7	19.0	16.2
5078	Refrigeration equipment and supplies -----	1 394 556	241 365	20 673	38.8	6	22.1	19.5
508	Machinery, equipment, and supplies -----	2 591 452	244 940	27 035	51.9	11	21.3	20.0
5082	Construction and mining (except petroleum) machinery and equipment -----	4 807 844	319 262	30 602	53.3	15	18.0	24.4
5083	Farm and garden machinery and equipment -----	894 975	159 107	14 236	43.9	6	20.4	28.0
5084	Industrial machinery and equipment -----	1 822 985	186 683	26 251	55.9	10	25.2	15.6
5085	Industrial supplies -----	2 239 925	226 106	27 439	46.5	10	26.1	13.3
5087	Service establishment equipment and supplies -----	720 980	125 277	15 011	49.9	6	24.0	8.5
5088	Transportation equipment and supplies, except motor vehicles -----	2 483 167	204 096	21 589	54.0	12	19.6	17.0
509	Miscellaneous durable goods -----	(D)	(D)	(D)	(D)	(D)	(D)	(D)
5091	Sporting and recreational goods and supplies -----	1 040 429	120 713	13 834	40.8	9	28.1	15.8
5092	Toys and hobby goods and supplies -----	565 857	90 023	11 000	32.3	6	37.8	14.6
5093	Scrap and waste materials -----	2 286 290	216 101	16 995	53.3	11	14.8	5.7
5094	Jewelry, watches, precious stones, and precious metals -----	199 800	90 818	9 727	37.0	2	28.9	13.2
5099	Durable goods, n.e.c. -----	(D)	(D)	(D)	(D)	(D)	(D)	(D)
51	Nondurable goods -----	4 548 737	389 416	22 230	45.2	12	12.6	6.6
511	Paper and paper products -----	1 459 770	162 685	22 255	54.5	9	25.1	8.9
5111	Printing and writing paper -----	2 575 000	286 111	25 578	54.5	9	16.4	6.6
5112	Stationery and office supplies -----	935 596	127 277	19 714	54.7	7	28.3	9.2
5113	Industrial and personal service paper -----	3 484 917	209 095	26 830	54.3	17	23.6	9.1
512	Drugs, drug proprietaries, and druggists' sundries -----	12 718 591	818 155	23 126	46.5	16	6.1	17.8
5122	Drugs, drug proprietaries, and druggists' sundries -----	12 718 591	818 155	23 126	46.5	16	6.1	17.8
513	Apparel, piece goods, and notions -----	538 000	81 661	12 661	47.2	7	32.9	15.2
5131	Piece goods, notions, and other dry goods -----	(D)	(D)	(D)	(D)	(D)	(D)	(D)
5136	Men's and boys' clothing and furnishings -----	811 875	80 185	11 580	46.3	10	31.2	11.5
5137	Women's, children's, and infants' clothing and accessories -----	(D)	(D)	(D)	(D)	(D)	(D)	(D)
5139	Footwear -----	(D)	(D)	(D)	(D)	(D)	(D)	(D)
514	Groceries and related products -----	5 597 663	311 829	21 583	49.2	18	14.1	4.1
5141	Groceries, general line -----	13 583 296	577 557	21 923	58.6	24	6.5	7.2
5142	Packaged frozen foods -----	(D)	(D)	(D)	(D)	(D)	(D)	(D)
5143	Dairy products, except dried or canned -----	4 429 556	306 662	23 027	46.4	14	16.2	1.2
5144	Poultry and poultry products -----	(D)	(D)	(D)	(D)	(D)	(D)	(D)
5145	Confectionery -----	2 549 412	139 806	16 177	55.3	18	20.9	3.6
5146	Fish and seafoods -----	658 750	125 476	10 190	45.9	5	17.7	4.1
5147	Meats and meat products -----	5 193 833	253 358	18 317	47.6	21	15.2	2.6
5148	Fresh fruits and vegetables -----	4 055 103	173 962	16 800	49.1	23	19.7	1.1
5149	Groceries and related products, n.e.c. -----	3 695 348	280 814	25 746	43.9	13	20.9	2.3
515	Farm-product raw materials -----	2 681 913	422 493	5 301	27.8	6	4.5	2.4
5153	Grain and field beans -----	(D)	(D)	(D)	(D)	(D)	(D)	(D)
5154	Livestock -----	3 420 750	475 930	4 330	37.5	7	2.4	.4
5159	Farm-product raw materials, n.e.c. -----	(D)	(D)	(D)	(D)	(D)	(D)	(D)
516	Chemicals and allied products -----	8 694 028	744 316	35 018	39.8	12	11.8	10.2
5162	Plastics materials and basic forms and shapes -----	(D)	(D)	(D)	(D)	(D)	(D)	(D)
5169	Chemicals and allied products, n.e.c. -----	(D)	(D)	(D)	(D)	(D)	(D)	(D)

See footnotes at end of table.

Table 2. Selected Ratios for the State: 1992 – Con.

[For meaning of abbreviations and symbols, see introductory text. For explanation of terms and comparability of 1987 and 1992 censuses, see appendix A]

SIC code	Type of operation and kind of business	Sales		Annual payroll		Employees per establishment ¹ (number)	Operating expenses as percent of sales	End-of-1992 inventories as percent of sales
		Per establishment (dollars)	Per employee ¹ (dollars)	Per employee ¹ (dollars)	As percent of operating expenses			
	Wholesale trade – Con.							
51	Nondurable goods – Con.							
517	Petroleum and petroleum products	5 881 513	591 132	20 199	34.7	10	9.9	2.5
5171	Petroleum bulk stations and terminals	7 175 391	626 766	20 496	34.1	11	9.6	2.5
5172	Petroleum and petroleum products wholesalers, except bulk stations and terminals	2 363 781	402 346	18 628	38.5	6	12.0	2.2
518	Beer, wine, and distilled alcoholic beverages	3 634 926	261 019	27 838	48.9	14	21.8	5.8
5181	Beer and ale	4 110 000	271 248	29 108	49.1	15	21.8	5.5
5182	Wine and distilled alcoholic beverages	903 250	131 382	11 745	43.4	7	20.6	14.3
519	Miscellaneous nondurable goods	2 153 348	282 004	17 098	48.6	8	12.5	7.1
5191	Farm supplies	909 333	165 853	14 933	43.9	5	20.5	12.1
5192	Books, periodicals, and newspapers	1 490 824	168 960	17 833	44.8	9	23.6	7.0
5193	Flowers, nursery stock, and florists' supplies	497 923	57 283	10 637	59.3	9	31.3	15.1
5194	Tobacco and tobacco products	10 215 583	553 440	20 558	53.2	18	7.0	5.1
5198	Paints, varnishes, and supplies	784 846	217 085	20 787	48.0	4	20.0	8.5
5199	Nondurable goods, n.e.c.	997 000	170 914	16 789	49.0	6	20.1	8.5
	Merchant wholesalers	2 675 863	272 904	22 473	49.3	10	16.7	11.7
50	Durable goods	2 001 317	218 263	23 059	51.4	9	20.6	15.2
501	Motor vehicles and motor vehicle parts and supplies	(D)	(D)	(D)	(D)	(D)	(D)	(D)
5012	Automobiles and other motor vehicles	(D)	(D)	(D)	(D)	(D)	(D)	(D)
5013	Motor vehicle supplies and new parts	(D)	(D)	(D)	(D)	(D)	(D)	(D)
5014	Tires and tubes	(D)	(D)	(D)	(D)	(D)	(D)	(D)
5015	Motor vehicle parts, used	(D)	(D)	(D)	(D)	(D)	(D)	(D)
502	Furniture and home furnishings	(D)	(D)	(D)	(D)	(D)	(D)	(D)
5021	Furniture	(D)	(D)	(D)	(D)	(D)	(D)	(D)
5023	Home furnishings	1 802 143	148 996	22 311	52.8	12	28.3	14.9
503	Lumber and other construction materials	2 106 571	207 204	21 981	50.6	10	20.9	12.3
5031	Lumber, plywood, millwork, and wood panels	(D)	(D)	(D)	(D)	(D)	(D)	(D)
5032	Brick, stone, and related construction materials	(D)	(D)	(D)	(D)	(D)	(D)	(D)
5033	Roofing, siding, and insulation materials	(D)	(D)	(D)	(D)	(D)	(D)	(D)
5039	Construction materials, n.e.c.	(D)	(D)	(D)	(D)	(D)	(D)	(D)
504	Professional and commercial equipment and supplies	1 309 229	158 636	22 849	55.7	8	25.9	12.9
5043	Photographic equipment and supplies	(D)	(D)	(D)	(D)	(D)	(D)	(D)
5044	Office equipment	(D)	(D)	(D)	(D)	(D)	(D)	(D)
5045	Computers and computer peripheral equipment and software	853 404	169 958	22 792	56.4	5	23.8	7.0
5046	Commercial equipment, n.e.c.	(D)	(D)	(D)	(D)	(D)	(D)	(D)
5047	Medical, dental, and hospital equipment and supplies	(D)	(D)	(D)	(D)	(D)	(D)	(D)
5048	Ophthalmic goods	(D)	(D)	(D)	(D)	(D)	(D)	(D)
5049	Professional equipment and supplies, n.e.c.	(D)	(D)	(D)	(D)	(D)	(D)	(D)
505	Metals and minerals, except petroleum	5 536 082	778 678	28 900	39.6	7	9.4	8.1
5051	Metals service centers and offices	3 158 485	359 414	24 862	44.6	9	15.5	22.1
5052	Coal and other minerals and ores	7 497 600	1 309 624	34 013	35.8	6	7.3	3.2
506	Electrical goods	2 073 430	213 186	22 896	52.3	10	20.5	12.7
5063	Electrical apparatus and equipment, wiring supplies, and construction materials	2 502 579	235 391	24 274	50.8	11	20.3	13.7
5064	Electrical appliances, television and radio sets	4 533 500	209 884	21 861	57.9	22	18.0	13.7
5065	Electronic parts and equipment, n.e.c.	905 755	153 571	19 817	53.4	6	24.2	7.6
507	Hardware, and plumbing and heating equipment and supplies	(D)	(D)	(D)	(D)	(D)	(D)	(D)
5072	Hardware	(D)	(D)	(D)	(D)	(D)	(D)	(D)
5074	Plumbing and heating equipment and supplies (hydronics)	(D)	(D)	(D)	(D)	(D)	(D)	(D)
5075	Warm air heating and air-conditioning equipment and supplies	(D)	(D)	(D)	(D)	(D)	(D)	(D)
5078	Refrigeration equipment and supplies	1 394 556	241 365	20 673	38.8	6	22.1	19.5
508	Machinery, equipment, and supplies	2 403 656	229 128	26 762	51.6	10	22.6	20.2
5082	Construction and mining (except petroleum) machinery and equipment	4 503 195	306 728	30 904	53.3	15	18.9	24.6
5083	Farm and garden machinery and equipment	894 975	159 107	14 236	43.9	6	20.4	28.0
5084	Industrial machinery and equipment	1 703 405	168 069	25 625	55.8	10	27.3	16.7
5085	Industrial supplies	2 273 592	224 096	27 399	46.4	10	26.4	13.5
5087	Service establishment equipment and supplies	(D)	(D)	(D)	(D)	(D)	(D)	(D)
5088	Transportation equipment and supplies, except motor vehicles	(D)	(D)	(D)	(D)	(D)	(D)	(D)
509	Miscellaneous durable goods	(D)	(D)	(D)	(D)	(D)	(D)	(D)
5091	Sporting and recreational goods and supplies	1 040 429	120 713	13 834	40.8	9	28.1	15.8
5092	Toys and hobby goods and supplies	565 857	90 023	11 000	32.3	6	37.8	14.6
5093	Scrap and waste materials	2 286 290	216 101	16 995	53.3	11	14.8	5.7
5094	Jewelry, watches, precious stones, and precious metals	(D)	(D)	(D)	(D)	(D)	(D)	(D)
5099	Durable goods, n.e.c.	(D)	(D)	(D)	(D)	(D)	(D)	(D)
51	Nondurable goods	4 312 961	380 053	21 323	45.5	11	12.3	7.9
511	Paper and paper products	1 552 258	158 289	22 072	54.6	10	25.5	9.7
5111	Printing and writing paper	(D)	(D)	(D)	(D)	(D)	(D)	(D)
5112	Stationery and office supplies	(D)	(D)	(D)	(D)	(D)	(D)	(D)
5113	Industrial and personal service paper	3 484 917	209 095	26 830	54.3	17	23.6	9.1
512	Drugs, drug proprietaries, and druggists' sundries	(D)	(D)	(D)	(D)	(D)	(D)	(D)
5122	Drugs, drug proprietaries, and druggists' sundries	(D)	(D)	(D)	(D)	(D)	(D)	(D)
513	Apparel, piece goods, and notions	(D)	(D)	(D)	(D)	(D)	(D)	(D)
5131	Piece goods, notions, and other dry goods	(D)	(D)	(D)	(D)	(D)	(D)	(D)
5136	Men's and boys' clothing and furnishings	(D)	(D)	(D)	(D)	(D)	(D)	(D)
5137	Women's, children's, and infants' clothing and accessories	(D)	(D)	(D)	(D)	(D)	(D)	(D)
5139	Footwear	(D)	(D)	(D)	(D)	(D)	(D)	(D)

See footnotes at end of table.

Table 2. Selected Ratios for the State: 1992 – Con.

[For meaning of abbreviations and symbols, see introductory text. For explanation of terms and comparability of 1987 and 1992 censuses, see appendix A]

SIC code	Type of operation and kind of business	Sales		Annual payroll		Employees per establishment ¹ (number)	Operating expenses as percent of sales	End-of-1992 inventories as percent of sales
		Per establishment (dollars)	Per employee ¹ (dollars)	Per employee ¹ (dollars)	As percent of operating expenses			
Merchant wholesalers – Con.								
51	Nondurable goods – Con.							
514	Groceries and related products -----	5 387 992	329 624	19 489	51.7	16	11.4	5.1
5141	Groceries, general line -----	(D)	(D)	(D)	(D)	(D)	(D)	(D)
5142	Packaged frozen foods -----	(D)	(D)	(D)	(D)	(D)	(D)	(D)
5143	Dairy products, except dried or canned -----	3 680 111	895 162	16 297	47.5	4	3.8	.3
5144	Poultry and poultry products -----	(D)	(D)	(D)	(D)	(D)	(D)	(D)
5145	Confectionery -----	(D)	(D)	(D)	(D)	(D)	(D)	(D)
5146	Fish and seafoods -----	658 750	125 476	10 190	45.9	5	17.7	4.1
5147	Meats and meat products -----	(D)	(D)	(D)	(D)	(D)	(D)	(D)
5148	Fresh fruits and vegetables -----	(D)	(D)	(D)	(D)	(D)	(D)	(D)
5149	Groceries and related products, n.e.c. -----	(D)	(D)	(D)	(D)	(D)	(D)	(D)
515	Farm-product raw materials -----	(D)	(D)	(D)	(D)	(D)	(D)	(D)
5153	Grain and field beans -----	(D)	(D)	(D)	(D)	(D)	(D)	(D)
5154	Livestock -----	(D)	(D)	(D)	(D)	(D)	(D)	(D)
5159	Farm-product raw materials, n.e.c. -----	(D)	(D)	(D)	(D)	(D)	(D)	(D)
516	Chemicals and allied products -----	9 825 100	804 018	34 543	39.9	12	10.8	12.2
5162	Plastics materials and basic forms and shapes -----	(D)	(D)	(D)	(D)	(D)	(D)	(D)
5169	Chemicals and allied products, n.e.c. -----	(D)	(D)	(D)	(D)	(D)	(D)	(D)
517	Petroleum and petroleum products -----	5 069 792	475 440	19 328	34.2	11	11.9	2.6
5171	Petroleum bulk stations and terminals -----	6 049 781	492 346	19 456	33.3	12	11.9	2.7
5172	Petroleum and petroleum products wholesalers, except bulk stations and terminals -----	2 514 821	391 194	18 689	39.2	6	12.2	2.2
518	Beer, wine, and distilled alcoholic beverages -----	3 634 926	261 019	27 838	48.9	14	21.8	5.8
5181	Beer and ale -----	4 110 000	271 248	29 108	49.1	15	21.8	5.5
5182	Wine and distilled alcoholic beverages -----	903 250	131 382	11 745	43.4	7	20.6	14.3
519	Miscellaneous nondurable goods -----	(D)	(D)	(D)	(D)	(D)	(D)	(D)
5191	Farm supplies -----	909 333	165 853	14 933	43.9	5	20.5	12.1
5192	Books, periodicals, and newspapers -----	(D)	(D)	(D)	(D)	(D)	(D)	(D)
5193	Flowers, nursery stock, and florists' supplies -----	497 923	57 283	10 637	59.3	9	31.3	15.1
5194	Tobacco and tobacco products -----	10 215 583	553 440	20 558	53.2	18	7.0	5.1
5198	Paints, varnishes, and supplies -----	(D)	(D)	(D)	(D)	(D)	(D)	(D)
5199	Nondurable goods, n.e.c. -----	(D)	(D)	(D)	(D)	(D)	(D)	(D)
Manufacturers' sales branches and sales offices -----		9 303 464	610 373	32 038	43.4	15	12.1	13.4
50	Durable goods -----	10 959 248	815 270	35 735	42.9	13	10.2	18.4
501	Motor vehicles and motor vehicle parts and supplies -----	(D)	(D)	(D)	(D)	(D)	(D)	(D)
502	Furniture and homefurnishings -----	(D)	(D)	(D)	(D)	(D)	(D)	(D)
503	Lumber and other construction materials -----	3 682 333	380 931	24 276	33.8	10	18.9	25.3
504	Professional and commercial equipment and supplies -----	6 916 667	260 678	45 296	48.4	27	35.9	6.2
505	Metals and minerals, except petroleum -----	26 258 786	2 402 765	44 686	46.0	11	4.0	.6
506	Electrical goods -----	(D)	(D)	(D)	(D)	(D)	(D)	(D)
507	Hardware, and plumbing and heating equipment and supplies -----	(D)	(D)	(D)	(D)	(D)	(D)	(D)
508	Machinery, equipment, and supplies -----	4 650 553	349 251	28 939	54.0	13	15.4	22.4
509	Miscellaneous durable goods -----	(D)	(D)	(D)	(D)	(D)	(D)	(D)
51	Nondurable goods -----	6 993 543	393 934	28 133	44.1	18	16.2	2.5
511	Paper and paper products -----	1 144 444	219 149	25 298	56.0	5	20.6	1.9
512	Drugs, drug proprietaries, and druggists' sundries -----	(D)	(D)	(D)	(D)	(D)	(D)	(D)
513	Apparel, piece goods, and notions -----	(D)	(D)	(D)	(D)	(D)	(D)	(D)
514	Groceries and related products -----	7 285 778	243 989	25 743	45.5	30	23.2	2.1
515	Farm-product raw materials -----	(D)	(D)	(D)	(D)	(D)	(D)	(D)
516	Chemicals and allied products -----	(D)	(D)	(D)	(D)	(D)	(D)	(D)
517	Petroleum and petroleum products -----	16 285 222	2 991 163	39 041	35.9	5	3.6	2.8
518	Beer, wine, and distilled alcoholic beverages -----	(D)	(D)	(D)	(D)	(D)	(D)	(D)
519	Miscellaneous nondurable goods -----	(D)	(D)	(D)	(D)	(D)	(D)	(D)
Agents, brokers, and commission merchants -----		3 313 878	558 967	17 425	51.9	6	6.0	.3
50	Durable goods -----	3 230 340	503 553	20 118	53.7	6	7.4	.5
501	Motor vehicles and motor vehicle parts and supplies -----	(D)	(D)	(D)	(D)	(D)	(D)	(D)
502	Furniture and homefurnishings -----	(D)	(D)	(D)	(D)	(D)	(D)	(D)
503	Lumber and other construction materials -----	(D)	(D)	(D)	(D)	(D)	(D)	(D)
504	Professional and commercial equipment and supplies -----	892 111	229 400	20 114	49.5	4	17.7	2.7
505	Metals and minerals, except petroleum -----	6 405 667	1 921 700	41 150	48.0	3	4.5	—
506	Electrical goods -----	(D)	(D)	(D)	(D)	(D)	(D)	(D)
507	Hardware, and plumbing and heating equipment and supplies -----	1 608 400	536 133	30 267	56.0	3	10.1	.7
508	Machinery, equipment, and supplies -----	2 610 923	478 056	30 338	53.7	5	11.8	1.4
509	Miscellaneous durable goods -----	(D)	(D)	(D)	(D)	(D)	(D)	(D)
51	Nondurable goods -----	3 412 267	637 145	13 627	48.4	5	4.4	—
511	Paper and paper products -----	494 333	164 778	18 667	40.7	3	27.8	.5
512	Drugs, drug proprietaries, and druggists' sundries -----	(D)	(D)	(D)	(D)	(D)	(D)	(D)
513	Apparel, piece goods, and notions -----	(D)	(D)	(D)	(D)	(D)	(D)	(D)
514	Groceries and related products -----	3 405 267	945 907	23 093	56.9	4	4.3	—
515	Farm-product raw materials -----	(D)	(D)	(D)	(D)	(D)	(D)	(D)
516	Chemicals and allied products -----	(D)	(D)	(D)	(D)	(D)	(D)	(D)
517	Petroleum and petroleum products -----	4 587 111	711 793	20 466	44.0	6	6.5	—
518	Beer, wine, and distilled alcoholic beverages -----	(D)	(D)	(D)	(D)	(D)	(D)	(D)
519	Miscellaneous nondurable goods -----	(D)	(D)	(D)	(D)	(D)	(D)	(D)

¹Based on number of employees for pay period including March 12.

Table 3. Comparative Statistics for the State: 1992 and 1987

[For meaning of abbreviations and symbols, see introductory text. For explanation of terms and comparability of 1987 and 1992 censuses, see appendix A]

SIC code	Type of operation and kind of business	Establishments		Sales			Annual payroll			Paid employees for pay period including March 12	
		1992 (number)	1987 (number)	1992 (\$1,000)	1987 (\$1,000)	Percent change 1987 to 1992	1992 (\$1,000)	1987 (\$1,000)	Percent change 1987 to 1992	1992 (number)	1987 (number)
	Wholesale trade -----	2 427	2 444	7 842 599	5 935 356	32.1	575 303	476 934	20.6	24 472	24 217
50	Durable goods -----	1 678	1 646	4 435 595	3 222 457	37.6	380 813	316 930	20.2	15 723	15 374
501	Motor vehicles and motor vehicle parts and supplies ---	366	370	1 045 134	413 678	152.6	68 062	49 649	37.1	3 316	2 913
5012	Automobiles and other motor vehicles -----	39	24	221 211	111 565	98.3	15 062	9 605	56.8	727	485
5013	Motor vehicle supplies and new parts -----	232	258	694 717	193 030	259.9	36 691	27 852	37.8	1 777	1 761
5014	Tires and tubes -----	48	54	(D)	100 218	(D)	(D)	10 984	(D)	FF	545
5015	Motor vehicle parts, used -----	47	34	(D)	8 865	(D)	(D)	1 208	(D)	CC	122
502	Furniture and homefurnishings -----	47	42	(D)	65 715	(D)	(D)	9 461	(D)	FF	527
5021	Furniture -----	26	22	(D)	28 304	(D)	(D)	4 243	(D)	EE	231
5023	Homefurnishings -----	21	20	37 845	37 411	1.2	5 667	5 218	8.6	254	296
503	Lumber and other construction materials -----	90	102	199 046	169 886	17.2	20 180	18 115	11.4	912	1 016
5031	Lumber, plywood, millwork, and wood panels -----	42	39	105 000	84 288	24.6	7 962	6 881	15.7	409	458
5032	Brick, stone, and related construction materials -----	18	22	34 786	32 140	8.2	5 962	4 326	37.8	239	208
5033	Roofing, siding, and insulation materials -----	12	12	19 824	25 865	-23.4	1 354	1 506	-10.1	59	80
5039	Construction materials, n.e.c. -----	18	29	39 436	27 593	42.9	4 902	5 402	-9.3	205	270
504	Professional and commercial equipment and supplies ---	190	205	329 111	377 191	-12.7	50 035	57 613	-13.2	1 803	2 415
5043	Photographic equipment and supplies -----	1	2	(D)	(D)	(D)	(D)	(D)	(D)	AA	BB
5044	Office equipment -----	56	66	91 100	81 183	12.2	18 066	15 427	17.1	684	761
5045	Computers and computer peripheral equipment and software -----	55	46	105 601	144 123	-26.7	17 043	22 187	-23.2	471	717
5046	Commercial equipment, n.e.c. -----	20	26	12 183	(D)	(D)	1 983	(D)	(D)	111	CC
5047	Medical, dental, and hospital equipment and supplies -	41	40	95 076	64 524	47.3	9 781	7 186	36.1	374	392
5048	Ophthalmic goods -----	4	10	(D)	(D)	(D)	(D)	(D)	(D)	BB	CC
5049	Professional equipment and supplies, n.e.c. -----	13	15	21 006	14 780	42.1	2 360	2 451	-3.7	117	157
505	Metals and minerals, except petroleum -----	93	92	810 191	580 879	39.5	22 659	18 647	21.5	692	766
5051	Metals service centers and offices -----	41	39	120 302	119 980	.3	9 806	6 546	49.8	381	350
5052	Coal and other minerals and ores -----	52	53	689 889	460 899	49.7	12 853	12 101	6.2	311	416
506	Electrical goods -----	162	139	367 924	353 458	4.1	35 454	28 927	22.6	1 466	1 332
5063	Electrical apparatus and equipment, wiring supplies, and construction materials -----	98	92	269 598	262 208	2.8	23 346	19 909	17.3	918	906
5064	Electrical appliances, television and radio sets -----	10	12	45 335	61 466	-26.2	4 722	4 233	11.6	216	188
5065	Electronic parts and equipment, n.e.c. -----	54	35	52 991	29 784	77.9	7 386	4 785	54.4	332	238
507	Hardware, and plumbing and heating equipment and supplies -----	119	109	184 589	146 834	25.7	20 121	15 904	26.5	935	862
5072	Hardware -----	35	26	31 615	31 446	.5	4 520	4 379	3.2	259	250
5074	Plumbing and heating equipment and supplies (hydronics) -----	46	48	80 492	61 866	30.1	9 618	6 989	37.6	415	394
5075	Warm air heating and air-conditioning equipment and supplies -----	29	25	59 931	43 194	38.7	4 908	3 363	35.0	209	168
5078	Refrigeration equipment and supplies -----	9	10	12 551	10 328	21.5	1 075	900	19.4	52	50
508	Machinery, equipment, and supplies -----	469	453	1 215 391	972 034	25.0	134 149	103 680	29.4	4 962	4 481
5082	Construction and mining (except petroleum) machinery and equipment -----	135	129	649 059	444 024	46.2	62 214	41 699	49.2	2 033	1 621
5083	Farm and garden machinery and equipment -----	40	46	35 799	36 802	-2.7	3 203	3 980	-19.5	225	294
5084	Industrial machinery and equipment -----	132	132	240 634	280 187	-14.1	33 838	31 343	8.0	1 289	1 331
5085	Industrial supplies -----	107	102	239 672	178 125	34.6	29 085	22 095	31.6	1 060	979
5087	Service establishment equipment and supplies -----	49	40	35 328	27 744	27.3	4 233	4 019	5.3	282	229
5088	Transportation equipment and supplies, except motor vehicles -----	6	4	14 899	5 152	189.2	1 576	544	189.7	73	27
509	Miscellaneous durable goods -----	142	134	(D)	142 782	(D)	(D)	14 934	(D)	GG	1 062
5091	Sporting and recreational goods and supplies -----	21	19	21 849	35 142	-37.8	2 504	2 867	-12.7	181	235
5092	Toys and hobby goods and supplies -----	7	7	3 961	5 460	-27.5	484	583	-17.0	44	49
5093	Scrap and waste materials -----	69	50	157 754	55 661	183.4	12 406	6 721	84.6	730	485
5094	Jewelry, watches, precious stones, and precious metals -----	5	8	999	5 549	-82.0	107	465	-77.0	11	29
5099	Durable goods, n.e.c. -----	40	50	(D)	40 970	(D)	(D)	4 298	(D)	CC	264
51	Nondurable goods -----	749	798	3 407 004	2 712 899	25.6	194 490	160 004	21.6	8 749	8 843
511	Paper and paper products -----	74	71	108 023	104 160	3.7	14 777	13 304	11.1	664	724
5111	Printing and writing paper -----	5	2	12 875	(D)	(D)	1 151	(D)	(D)	45	BB
5112	Stationery and office supplies -----	57	51	53 329	(D)	(D)	8 260	(D)	(D)	419	EE
5113	Industrial and personal service paper -----	12	18	41 819	54 287	-23.0	5 366	6 597	-18.7	200	275
512	Drugs, drug proprietaries, and druggists' sundries -----	22	20	279 809	240 278	16.5	7 909	9 265	-14.6	342	403
5122	Drugs, drug proprietaries, and druggists' sundries -----	22	20	279 809	240 278	16.5	7 909	9 265	-14.6	342	403
513	Apparel, piece goods, and notions -----	17	9	9 146	5 619	62.8	1 418	768	84.6	112	39
5131	Piece goods, notions, and other dry goods -----	4	2	(D)	(D)	(D)	(D)	(D)	(D)	AA	AA
5136	Men's and boys' clothing and furnishings -----	8	4	6 495	(D)	(D)	938	(D)	(D)	81	AA
5137	Women's, children's, and infants' clothing and accessories -----	4	3	(D)	(D)	(D)	(D)	(D)	(D)	AA	BB
5139	Footwear -----	1	-	(D)	(X)	(X)	(D)	(X)	(X)	AA	-
514	Groceries and related products -----	184	210	1 029 970	906 516	13.6	71 290	58 494	21.9	3 303	3 384
5141	Groceries, general line -----	27	32	366 749	394 193	-7.0	13 921	18 663	-25.4	635	1 086
5142	Packaged frozen foods -----	6	8	(D)	(D)	(D)	(D)	(D)	(D)	CC	BB
5143	Dairy products, except dried or canned -----	18	30	79 732	63 858	24.9	5 987	4 308	39.0	260	261
5144	Poultry and poultry products -----	2	5	(D)	17 303	(D)	(D)	1 121	(D)	BB	88
5145	Confectionery -----	17	21	43 340	23 879	81.5	5 015	2 872	74.6	310	199

Table 3. Comparative Statistics for the State: 1992 and 1987 — Con.

[For meaning of abbreviations and symbols, see introductory text. For explanation of terms and comparability of 1987 and 1992 censuses, see appendix A]

SIC code	Type of operation and kind of business	Establishments		Sales			Annual payroll			Paid employees for pay period including March 12	
		1992 (number)	1987 (number)	1992 (\$1,000)	1987 (\$1,000)	Percent change 1987 to 1992	1992 (\$1,000)	1987 (\$1,000)	Percent change 1987 to 1992	1992 (number)	1987 (number)
Wholesale trade — Con.											
51	Nondurable goods — Con.										
514	Groceries and related products — Con.										
5146	Fish and seafoods -----	4	1	2 635	(D)	(D)	214	(D)	(D)	21	BB
5147	Meats and meat products -----	12	13	62 326	58 634	6.3	4 506	3 686	22.2	246	246
5148	Fresh fruits and vegetables -----	29	31	117 598	74 213	58.5	11 357	5 153	120.4	676	352
5149	Groceries and related products, n.e.c. -----	69	69	254 979	257 782	-1.1	23 377	21 122	10.7	908	1 018
515	Farm-product raw materials -----	23	24	61 684	(D)	(D)	774	(D)	(D)	146	CC
5153	Grain and field beans -----	2	1	(D)	(D)	(D)	(D)	(D)	(D)	AA	AA
5154	Livestock -----	16	20	54 732	69 812	-21.6	498	834	-40.3	115	204
5159	Farm-product raw materials, n.e.c. -----	5	3	(D)	(D)	(D)	(D)	(D)	(D)	BB	BB
516	Chemicals and allied products -----	72	57	625 970	244 404	156.1	29 450	14 690	100.5	841	558
5162	Plastics materials and basic forms and shapes -----	8	4	(D)	(D)	(D)	(D)	(D)	(D)	EE	CC
5169	Chemicals and allied products, n.e.c. -----	64	53	(D)	(D)	(D)	(D)	(D)	(D)	FF	EE
517	Petroleum and petroleum products -----	119	153	699 900	719 927	-2.8	23 916	26 100	-8.4	1 184	1 364
5171	Petroleum bulk stations and terminals -----	87	119	624 259	577 332	8.1	20 414	20 695	-1.4	996	1 125
5172	Petroleum and petroleum products wholesalers, except bulk stations and terminals -----	32	34	75 641	142 595	-47.0	3 502	5 405	-35.2	188	239
518	Beer, wine, and distilled alcoholic beverages -----	54	63	196 286	(D)	(D)	20 934	(D)	(D)	752	FF
5181	Beer and ale -----	46	61	189 060	(D)	(D)	20 288	(D)	(D)	697	FF
5182	Wine and distilled alcoholic beverages -----	8	2	7 226	(D)	(D)	646	(D)	(D)	55	BB
519	Miscellaneous nondurable goods -----	184	191	396 216	274 391	44.4	24 022	19 684	22.0	1 405	1 433
5191	Farm supplies -----	87	91	79 112	77 500	2.1	7 123	6 576	8.3	477	575
5192	Books, periodicals, and newspapers -----	17	15	25 344	16 911	49.9	2 675	1 802	48.4	150	150
5193	Flowers, nursery stock, and florists' supplies -----	13	11	6 473	4 978	30.0	1 202	764	57.3	113	77
5194	Tobacco and tobacco products -----	24	24	245 174	146 853	67.0	9 107	6 759	34.7	443	388
5198	Paints, varnishes, and supplies -----	13	15	10 203	12 801	-20.3	977	1 091	-10.4	47	71
5199	Nondurable goods, n.e.c. -----	30	35	29 910	15 348	94.9	2 938	2 692	9.1	175	172
	Merchant wholesalers -----	2 135	2 124	5 712 967	4 358 919	31.1	470 442	382 609	23.0	20 934	20 669
50	Durable goods -----	1 512	1 465	3 025 992	2 310 567	31.0	319 691	251 861	26.9	13 864	13 280
501	Motor vehicles and motor vehicle parts and supplies ---	339	362	(D)	382 210	(D)	(D)	47 872	(D)	HH	2 842
5012	Automobiles and other motor vehicles -----	37	22	(D)	(D)	(D)	(D)	(D)	(D)	FF	EE
5013	Motor vehicle supplies and new parts -----	208	253	(D)	186 558	(D)	(D)	27 325	(D)	GG	1 735
5014	Tires and tubes -----	47	53	(D)	(D)	(D)	(D)	(D)	(D)	FF	FF
5015	Motor vehicle parts, used -----	47	34	(D)	8 865	(D)	(D)	1 208	(D)	CC	122
502	Furniture and homefurnishings -----	45	42	(D)	65 715	(D)	(D)	9 461	(D)	FF	527
5021	Furniture -----	24	22	(D)	28 304	(D)	(D)	4 243	(D)	EE	231
5023	Homefurnishings -----	21	20	37 845	37 411	1.2	5 667	5 218	8.6	254	296
503	Lumber and other construction materials -----	84	92	176 952	155 672	13.7	18 772	17 228	9.0	854	969
5031	Lumber, plywood, millwork, and wood panels -----	41	36	(D)	(D)	(D)	(D)	(D)	(D)	EE	EE
5032	Brick, stone, and related construction materials -----	17	20	(D)	(D)	(D)	(D)	(D)	(D)	CC	CC
5033	Roofing, siding, and insulation materials -----	11	10	(D)	(D)	(D)	(D)	(D)	(D)	BB	BB
5039	Construction materials, n.e.c. -----	15	26	(D)	(D)	(D)	(D)	(D)	(D)	CC	EE
504	Professional and commercial equipment and supplies ---	166	166	217 332	149 736	45.1	31 303	23 454	33.5	1 370	1 411
5043	Photographic equipment and supplies -----	1	2	(D)	(D)	(D)	(D)	(D)	(D)	AA	BB
5044	Office equipment -----	46	54	(D)	57 995	(D)	(D)	9 307	(D)	FF	552
5045	Computers and computer peripheral equipment and software -----	47	29	40 110	15 154	164.7	5 379	2 572	109.1	236	146
5046	Commercial equipment, n.e.c. -----	19	25	(D)	(D)	(D)	(D)	(D)	(D)	CC	CC
5047	Medical, dental, and hospital equipment and supplies ---	39	33	(D)	(D)	(D)	(D)	(D)	(D)	EE	EE
5048	Ophthalmic goods -----	2	9	(D)	(D)	(D)	(D)	(D)	(D)	BB	BB
5049	Professional equipment and supplies, n.e.c. -----	12	14	(D)	(D)	(D)	(D)	(D)	(D)	CC	CC
505	Metals and minerals, except petroleum -----	73	65	404 134	303 457	33.2	14 999	13 231	13.4	519	577
5051	Metals service centers and offices -----	33	31	104 230	89 156	16.9	7 210	5 186	39.0	290	279
5052	Coal and other minerals and ores -----	40	34	299 904	214 301	39.9	7 789	8 045	-3.2	229	298
506	Electrical goods -----	135	114	279 913	244 279	14.6	30 062	23 827	26.2	1 313	1 185
5063	Electrical apparatus and equipment, wiring supplies, and construction materials -----	76	71	190 196	156 277	21.7	19 613	15 256	28.6	808	777
5064	Electrical appliances, television and radio sets -----	10	11	45 335	(D)	(D)	4 722	(D)	(D)	216	CC
5065	Electronic parts and equipment, n.e.c. -----	49	32	44 382	(D)	(D)	5 727	(D)	(D)	289	CC
507	Hardware, and plumbing and heating equipment and supplies -----	113	98	(D)	131 340	(D)	(D)	13 903	(D)	FF	807
5072	Hardware -----	34	24	(D)	(D)	(D)	(D)	(D)	(D)	CC	CC
5074	Plumbing and heating equipment and supplies (hydronics) -----	44	43	(D)	58 893	(D)	(D)	6 809	(D)	EE	385
5075	Warm air heating and air-conditioning equipment and supplies -----	26	21	(D)	(D)	(D)	(D)	(D)	(D)	CC	CC
5078	Refrigeration equipment and supplies -----	9	10	12 551	10 328	21.5	1 075	900	19.4	52	50
508	Machinery, equipment, and supplies -----	418	397	1 004 728	738 761	36.0	117 352	88 205	33.0	4 385	3 927
5082	Construction and mining (except petroleum) machinery and equipment -----	113	110	508 861	344 814	47.6	51 269	34 633	48.0	1 659	1 348
5083	Farm and garden machinery and equipment -----	40	46	35 799	36 802	-2.7	3 203	3 980	-19.5	225	294
5084	Industrial machinery and equipment -----	111	102	189 078	166 468	13.6	28 828	24 410	18.1	1 125	1 115
5085	Industrial supplies -----	103	97	234 180	163 431	43.3	28 632	20 888	37.1	1 045	922
5087	Service establishment equipment and supplies -----	46	39	(D)	(D)	(D)	(D)	(D)	(D)	EE	CC
5088	Transportation equipment and supplies, except motor vehicles -----	5	3	(D)	(D)	(D)	(D)	(D)	(D)	BB	BB
509	Miscellaneous durable goods -----	139	129	(D)	139 397	(D)	(D)	14 680	(D)	GG	1 035
5091	Sporting and recreational goods and supplies -----	21	19	21 849	35 142	-37.8	2 504	2 867	-12.7	181	235
5092	Toys and hobby goods and supplies -----	7	7	3 961	5 460	-27.5	484	583	-17.0	44	49
5093	Scrap and waste materials -----	69	48	157 754	(D)	(D)	12 406	(D)	(D)	730	EE
5094	Jewelry, watches, precious stones, and precious metals -----	4	8	(D)	5 549	(D)	(D)	465	(D)	AA	29
5099	Durable goods, n.e.c. -----	38	47	(D)	(D)	(D)	(D)	(D)	(D)	CC	EE

Table 3. Comparative Statistics for the State: 1992 and 1987 —Con.

[For meaning of abbreviations and symbols, see introductory text. For explanation of terms and comparability of 1987 and 1992 censuses, see appendix A]

SIC code	Type of operation and kind of business	Establishments		Sales			Annual payroll			Paid employees for pay period including March 12	
		1992 (number)	1987 (number)	1992 (\$1,000)	1987 (\$1,000)	Percent change 1987 to 1992	1992 (\$1,000)	1987 (\$1,000)	Percent change 1987 to 1992	1992 (number)	1987 (number)
	Merchant wholesalers —Con.										
51	Nondurable goods -----	623	659	2 686 975	2 048 352	31.2	150 751	130 748	15.3	7 070	7 389
511	Paper and paper products -----	62	60	96 240	74 409	29.3	13 420	10 067	33.3	608	596
5111	Printing and writing paper -----	4	2	(D)	(D)	(D)	(D)	(D)	(D)	BB	BB
5112	Stationery and office supplies -----	46	44	(D)	(D)	(D)	(D)	(D)	(D)	EE	EE
5113	Industrial and personal service paper -----	12	14	41 819	(D)	(D)	5 366	(D)	(D)	200	CC
512	Drugs, drug proprietaries, and druggists' sundries -----	21	20	(D)	240 278	(D)	(D)	9 265	(D)	EE	403
5122	Drugs, drug proprietaries, and druggists' sundries -----	21	20	(D)	240 278	(D)	(D)	9 265	(D)	EE	403
513	Apparel, piece goods, and notions -----	16	9	(D)	5 619	(D)	(D)	768	(D)	CC	39
5131	Piece goods, notions, and other dry goods -----	4	2	(D)	(D)	(D)	(D)	(D)	(D)	AA	AA
5136	Men's and boys' clothing and furnishings -----	7	4	(D)	(D)	(D)	(D)	(D)	(D)	BB	AA
5137	Women's, children's, and infants' clothing and accessories -----	4	3	(D)	(D)	(D)	(D)	(D)	(D)	AA	BB
5139	Footwear -----	1	-	(D)	(X)	(D)	(D)	(D)	(X)	AA	-
514	Groceries and related products -----	133	160	716 603	636 694	12.6	42 369	40 780	3.9	2 174	2 545
5141	Groceries, general line -----	26	29	(D)	(D)	(D)	(D)	(D)	(D)	FF	GG
5142	Packaged frozen foods -----	6	7	(D)	(D)	(D)	(D)	(D)	(D)	CC	BB
5143	Dairy products, except dried or canned -----	9	13	33 121	20 261	63.5	603	684	-11.8	37	45
5144	Poultry and poultry products -----	2	5	(D)	17 303	(D)	(D)	1 121	(D)	BB	88
5145	Confectionery -----	13	16	(D)	(D)	(D)	(D)	(D)	(D)	CC	CC
5146	Fish and seafoods -----	4	1	2 635	(D)	(D)	214	(D)	(D)	21	BB
5147	Meats and meat products -----	11	11	(D)	(D)	(D)	(D)	(D)	(D)	CC	CC
5148	Fresh fruits and vegetables -----	27	29	(D)	(D)	(D)	(D)	(D)	(D)	FF	EE
5149	Groceries and related products, n.e.c. -----	35	49	(D)	85 231	(D)	(D)	9 611	(D)	CC	515
515	Farm-product raw materials -----	11	11	(D)	(D)	(D)	(D)	(D)	(D)	BB	BB
5153	Grain and field beans -----	2	1	(D)	(D)	(D)	(D)	(D)	(D)	AA	AA
5154	Livestock -----	5	7	(D)	(D)	(D)	(D)	(D)	(D)	AA	AA
5159	Farm-product raw materials, n.e.c. -----	4	3	(D)	(D)	(D)	(D)	(D)	(D)	BB	BB
516	Chemicals and allied products -----	50	45	491 255	215 717	127.7	21 106	12 664	66.7	611	476
5162	Plastics materials and basic forms and shapes -----	7	4	(D)	(D)	(D)	(D)	(D)	(D)	EE	CC
5169	Chemicals and allied products, n.e.c. -----	43	41	(D)	(D)	(D)	(D)	(D)	(D)	EE	EE
517	Petroleum and petroleum products -----	101	113	512 049	463 237	10.5	20 816	21 425	-2.8	1 077	1 200
5171	Petroleum bulk stations and terminals -----	73	86	441 634	345 579	27.8	17 452	16 857	3.5	897	998
5172	Petroleum and petroleum products wholesalers, except bulk stations and terminals -----	28	27	70 415	117 658	-40.2	3 364	4 568	-26.4	180	202
518	Beer, wine, and distilled alcoholic beverages -----	54	62	196 286	(D)	(D)	20 934	(D)	(D)	752	FF
5181	Beer and ale -----	46	60	189 060	(D)	(D)	20 288	(D)	(D)	697	FF
5182	Wine and distilled alcoholic beverages -----	8	2	7 226	(D)	(D)	646	(D)	(D)	55	BB
519	Miscellaneous nondurable goods -----	175	179	(D)	263 503	(D)	(D)	18 924	(D)	GG	1 386
5191	Farm supplies -----	87	91	79 112	77 500	2.1	7 123	6 576	8.3	477	575
5192	Books, periodicals, and newspapers -----	14	14	(D)	(D)	(D)	(D)	(D)	(D)	CC	CC
5193	Flowers, nursery stock, and florists' supplies -----	13	11	6 473	4 978	30.0	1 202	764	57.3	113	77
5194	Tobacco and tobacco products -----	24	24	245 174	146 853	67.0	9 107	6 759	34.7	443	388
5198	Paints, varnishes, and supplies -----	10	8	(D)	(D)	(D)	(D)	(D)	(D)	BB	BB
5199	Nondurable goods, n.e.c. -----	27	31	(D)	(D)	(D)	(D)	(D)	(D)	CC	CC
	Manufacturers' sales branches and sales offices -----	194	203	1 804 872	1 132 156	59.4	94 737	81 406	16.4	2 957	2 854
50	Durable goods -----	113	106	1 238 395	652 064	89.9	54 282	55 212	-1.7	1 519	1 728
501	Motor vehicles and motor vehicle parts and supplies -----	24	6	(D)	(D)	(D)	(D)	(D)	(D)	EE	BB
502	Furniture and homefurnishings -----	-	-	-	-	-	-	-	-	-	-
503	Lumber and other construction materials -----	6	7	22 094	9 818	125.0	1 408	721	95.3	58	32
504	Professional and commercial equipment and supplies -----	15	29	103 750	215 844	-51.9	18 028	33 184	-45.7	398	955
505	Metals and minerals, except petroleum -----	14	7	367 623	124 076	196.3	6 837	2 090	227.1	153	95
506	Electrical goods -----	15	17	(D)	(D)	(D)	(D)	(D)	(D)	CC	CC
507	Hardware, and plumbing and heating equipment and supplies -----	1	2	(D)	(D)	(D)	(D)	(D)	(D)	AA	BB
508	Machinery, equipment, and supplies -----	38	38	176 721	(D)	(D)	14 643	(D)	(D)	506	EE
509	Miscellaneous durable goods -----	-	-	-	-	-	-	-	-	-	-
51	Nondurable goods -----	81	97	566 477	480 092	18.0	40 455	26 194	54.4	1 438	1 126
511	Paper and paper products -----	9	9	10 300	(D)	(D)	1 189	(D)	(D)	47	CC
512	Drugs, drug proprietaries, and druggists' sundries -----	1	-	(D)	(X)	(D)	(D)	(X)	(X)	AA	-
513	Apparel, piece goods, and notions -----	1	-	(D)	(X)	(D)	(D)	(X)	(X)	AA	-
514	Groceries and related products -----	36	37	262 288	190 888	37.4	27 674	16 299	69.8	1 075	760
515	Farm-product raw materials -----	10	10	(D)	(D)	(D)	(D)	(D)	(D)	-	-
516	Chemicals and allied products -----	21	17	(D)	(D)	(D)	(D)	(D)	(D)	CC	BB
517	Petroleum and petroleum products -----	9	33	146 567	233 537	-37.2	1 913	4 303	-55.5	49	142
518	Beer, wine, and distilled alcoholic beverages -----	-	-	-	-	-	-	-	-	-	-
519	Miscellaneous nondurable goods -----	4	8	(D)	(D)	(D)	(D)	(D)	(D)	AA	BB
	Agents, brokers, and commission merchants -----	98	117	324 760	444 281	-26.9	10 124	12 919	-21.6	581	694
50	Durable goods -----	53	75	171 208	259 826	-34.1	6 840	9 857	-30.6	340	366
501	Motor vehicles and motor vehicle parts and supplies -----	3	2	(D)	(D)	(D)	(D)	(D)	(D)	CC	AA
502	Furniture and homefurnishings -----	2	-	(D)	(X)	(D)	(D)	(X)	(X)	AA	-
503	Lumber and other construction materials -----	-	3	-	4 396	-100.0	-	166	-100.0	-	15
504	Professional and commercial equipment and supplies -----	9	10	8 029	11 611	-30.9	704	975	-27.8	35	49
505	Metals and minerals, except petroleum -----	6	20	38 434	153 346	-74.9	823	3 326	-75.3	20	94
506	Electrical goods -----	12	8	(D)	(D)	(D)	(D)	(D)	(D)	BB	AA

Table 3. Comparative Statistics for the State: 1992 and 1987 — Con.

[For meaning of abbreviations and symbols, see introductory text. For explanation of terms and comparability of 1987 and 1992 censuses, see appendix A]

SIC code	Type of operation and kind of business	Establishments		Sales			Annual payroll			Paid employees for pay period including March 12	
		1992 (number)	1987 (number)	1992 (\$1,000)	1987 (\$1,000)	Percent change 1987 to 1992	1992 (\$1,000)	1987 (\$1,000)	Percent change 1987 to 1992	1992 (number)	1987 (number)
	Agents, brokers, and commission merchants — Con.										
50	Durable goods — Con.										
507	Hardware, and plumbing and heating equipment and supplies	5	9	8 042	(D)	(D)	454	(D)	(D)	15	AA
508	Machinery, equipment, and supplies	13	18	33 942	(D)	(D)	2 154	(D)	(D)	71	CC
509	Miscellaneous durable goods	3	5	(D)		(D)	3 385	(D)	(D)	254	AA
51	Nondurable goods	45	42	153 552	184 455	-16.8	3 284	3 062	7.3	241	328
511	Paper and paper products	3	2	1 483	(D)	(D)	168	(D)	(D)	9	AA
512	Drugs, drug proprietaries, and druggists' sundries	—	—	—	—	—	—	—	—	—	—
513	Apparel, piece goods, and notions	—	—	—	—	—	—	—	—	—	—
514	Groceries and related products	15	13	51 079	78 934	-35.3	1 247	1 415	-11.9	54	79
515	Farm-product raw materials	12	13	(D)	(D)	(D)	(D)	(D)	(D)	CC	CC
516	Chemicals and allied products	1	2	(D)	(D)	(D)	(D)	(D)	(D)	AA	AA
517	Petroleum and petroleum products	9	7	41 284	23 153	78.3	1 187	372	219.1	58	22
518	Beer, wine, and distilled alcoholic beverages	—	1	—	(D)	(D)	—	(D)	(D)	—	AA
519	Miscellaneous nondurable goods	5	4	(D)	(D)	(D)	(D)	(D)	(D)	AA	AA

Table 4. Summary Statistics for Counties and for Places With 2,500 Inhabitants or More: 1992

[For meaning of abbreviations and symbols, see introductory text. For explanation of terms and comparability of 1987 and 1992 censuses, see appendix A. For information on geographic areas followed by ▲, see appendix F]

Geographic area	Estab-lish-ments (number)	Sales (\$1,000)	Annual payroll (\$1,000)	Paid employees for pay period including March 12 (number)	Merchant wholesalers			Other operating types		
					Estab-lish-ments (number)	Sales (\$1,000)	Annual payroll (\$1,000)	Paid employees for pay period including March 12 (number)	Estab-lish-ments (number)	Sales (\$1,000)
West Virginia	2 427	7 842 599	575 303	24 472	2 135	5 712 967	470 442	20 934	292	2 129 632
Barbour County	13	7 052	859	59	13	7 052	859	59	—	—
Philippi	3	855	114	9	3	855	114	9	—	—
Balance of county	10	6 197	745	50	10	6 197	745	50	—	—
Berkeley County	59	(D)	(D)	FF	52	(D)	(D)	EE	7	(D)
Martinsburg	26	534 194	10 265	316	22	(D)	(D)	CC	4	(D)
Balance of county	33	(D)	(D)	CC	30	(D)	(D)	CC	3	(D)
Boone County	14	110 130	2 100	84	13	(D)	(D)	BB	1	(D)
Madison	5	(D)	(D)	BB	5	(D)	(D)	BB	—	—
Balance of county	9	(D)	(D)	BB	8	(D)	(D)	BB	1	(D)
Braxton County	19	31 248	1 846	102	18	(D)	(D)	BB	1	(D)
Brooke County	14	28 772	2 119	92	14	28 772	2 119	92	—	—
Follansbee	1	(D)	(D)	AA	1	(D)	(D)	AA	—	—
Weirton (part) ▲	7	24 610	1 632	66	7	24 610	1 632	66	—	—
Wellsburg	4	(D)	(D)	AA	4	(D)	(D)	AA	—	—
Balance of county	2	(D)	(D)	AA	2	(D)	(D)	AA	—	—
Cabell County	221	948 100	65 656	2 821	190	(D)	(D)	HH	31	(D)
Barboursville	14	24 212	1 318	71	10	11 446	880	50	4	12 766
Huntington (part) ▲	173	(D)	(D)	GG	150	(D)	(D)	GG	23	(D)
Balance of county	34	(D)	(D)	EE	30	248 089	10 804	436	4	(D)
Calhoun County	2	(D)	(D)	AA	2	(D)	(D)	AA	—	—
Clay County	4	(D)	(D)	AA	4	(D)	(D)	AA	—	—
Doddridge County	1	(D)	(D)	AA	1	(D)	(D)	AA	—	—
Fayette County	48	56 540	7 219	376	46	(D)	(D)	EE	2	(D)
Oak Hill	18	12 687	1 661	97	17	(D)	(D)	BB	1	(D)
Balance of county	30	43 853	5 558	279	29	(D)	(D)	EE	1	(D)
Gilmer County	6	6 390	316	18	6	6 390	316	18	—	—
Grant County	11	17 225	1 432	87	10	(D)	(D)	BB	1	(D)
Greenbrier County	47	78 858	7 048	340	45	(D)	(D)	EE	2	(D)
Lewisburg	8	34 151	2 368	99	8	34 151	2 368	99	—	—
White Sulphur Springs	3	1 279	110	8	2	(D)	(D)	AA	1	(D)
Balance of county	36	43 428	4 570	233	35	(D)	(D)	CC	1	(D)
Hampshire County	16	13 461	1 355	92	15	(D)	(D)	BB	1	(D)
Hancock County	28	33 151	2 628	154	24	31 257	2 452	146	4	1 894
Chester	2	(D)	(D)	AA	1	(D)	(D)	AA	1	(D)
Weirton (part) ▲	23	31 515	2 451	140	21	(D)	(D)	CC	2	(D)
Balance of county	3	(D)	(D)	AA	2	(D)	(D)	AA	1	(D)
Hardy County	16	27 534	1 708	120	15	(D)	(D)	CC	1	(D)

WHOLESALE TRADE—GEOGRAPHIC AREA SERIES

WEST VIRGINIA WV-17

Table 4. Summary Statistics for Counties and for Places With 2,500 Inhabitants or More: 1992—Con.

[For meaning of abbreviations and symbols, see introductory text. For explanation of terms and comparability of 1987 and 1992 censuses, see appendix A. For information on geographic areas followed by ▲, see appendix F]

Geographic area	Estab-lish-ments (number)	Sales (\$1,000)	Annual payroll (\$1,000)	Paid employees for pay period including March 12 (number)	Merchant wholesalers			Other operating types		
					Estab-lish-ments (number)	Sales (\$1,000)	Annual payroll (\$1,000)	Paid employees for pay period including March 12 (number)	Estab-lish-ments (number)	Sales (\$1,000)
West Virginia—Con.										
Harrison County	127	353 890	27 831	1 338	113	255 627	21 900	1 058	14	98 263
Bridgeport	20	54 764	3 156	149	16	45 344	2 491	120	4	9 420
Clarksburg	66	143 352	15 582	734	61	118 138	13 041	653	5	25 214
Shinnston	5	(D)	(D)	BB	5	(D)	(D)	BB	—	—
Balance of county	36	(D)	(D)	EE	31	(D)	(D)	CC	5	63 629
Jackson County	26	57 336	5 795	298	23	(D)	(D)	EE	3	(D)
Ravenswood	7	7 567	1 250	76	6	(D)	(D)	BB	1	(D)
Ripley	9	(D)	(D)	BB	8	31 439	1 829	85	1	(D)
Balance of county	10	(D)	(D)	CC	9	(D)	(D)	CC	1	(D)
Jefferson County	17	(D)	(D)	BB	16	(D)	(D)	BB	1	(D)
Charles Town	5	4 638	387	19	4	(D)	(D)	AA	1	(D)
Corporation of Ranson	3	3 162	283	14	3	3 162	283	14	—	—
Balance of county	9	(D)	(D)	BB	9	(D)	(D)	BB	—	—
Kanawha County	480	1 539 968	151 586	5 306	395	1 025 343	114 442	4 340	85	514 625
Charleston	239	972 715	94 419	3 094	189	533 155	64 337	2 339	50	439 560
Dunbar	29	63 779	7 453	279	22	43 997	5 246	218	7	19 782
Nitro (part) ▲	29	94 151	7 802	327	25	(D)	(D)	EE	4	(D)
St. Albans	31	38 556	5 181	210	27	33 500	4 457	185	4	5 056
South Charleston	49	135 300	17 384	610	42	123 013	15 495	555	7	12 287
Balance of county	103	235 467	19 347	786	90	(D)	(D)	FF	13	(D)
Lewis County	18	33 785	2 112	121	17	(D)	(D)	CC	1	(D)
Weston	9	13 739	924	43	9	13 739	924	43	—	—
Balance of county	9	20 046	1 188	78	8	(D)	(D)	BB	1	(D)
Lincoln County	11	9 802	452	28	10	(D)	(D)	BB	1	(D)
Logan County	56	118 296	7 591	369	52	82 420	5 961	302	4	35 876
McDowell County	20	83 996	3 425	183	18	(D)	(D)	CC	2	(D)
Welch	9	(D)	(D)	CC	9	(D)	(D)	CC	—	—
Balance of county	11	(D)	(D)	BB	9	(D)	(D)	BB	2	(D)
Marion County	82	194 842	18 110	803	73	144 984	14 590	669	9	49 858
Fairmont	56	130 228	14 143	629	51	95 529	11 379	530	5	34 699
Balance of county	26	64 614	3 967	174	22	49 455	3 211	139	4	15 159
Marshall County	19	72 526	4 453	217	19	72 526	4 453	217	—	—
Moundsville	8	5 700	459	34	8	5 700	459	34	—	—
Wheeling (part) ▲	—	—	—	—	—	—	—	—	—	—
Balance of county	11	66 826	3 994	183	11	66 826	3 994	183	—	—
Mason County	17	91 472	4 417	192	14	(D)	(D)	CC	3	(D)
Point Pleasant	7	(D)	(D)	BB	4	(D)	(D)	BB	3	(D)
Balance of county	10	(D)	(D)	CC	10	(D)	(D)	CC	—	—
Mercer County	88	257 438	23 132	933	75	191 498	18 389	754	13	65 940
Bluefield	39	104 367	10 354	434	31	74 177	8 320	348	8	30 190
Princeton	27	66 543	5 237	225	24	(D)	(D)	CC	3	(D)
Balance of county	22	86 528	7 541	274	20	(D)	(D)	CC	2	(D)
Mineral County	18	23 077	3 730	231	18	23 077	3 730	231	—	—
Keyser	6	6 183	595	48	6	6 183	595	48	—	—
Balance of county	12	16 894	3 135	183	12	16 894	3 135	183	—	—
Mingo County	36	117 558	7 297	306	35	(D)	(D)	EE	1	(D)
Williamson	16	29 495	3 068	132	16	29 495	3 068	132	—	—
Balance of county	20	88 063	4 229	174	19	(D)	(D)	CC	1	(D)
Monongalia County	92	307 573	17 926	822	84	113 061	11 273	627	8	194 512
Morgantown	47	72 040	7 957	381	42	(D)	(D)	EE	5	(D)
Westover	6	3 903	625	49	6	3 903	625	49	—	—
Balance of county	39	231 630	9 344	392	36	(D)	(D)	CC	3	(D)
Monroe County	11	14 478	610	50	10	(D)	(D)	BB	1	(D)
Morgan County	13	15 863	2 297	98	12	(D)	(D)	BB	1	(D)
Nicholas County	41	48 564	5 582	256	39	(D)	(D)	CC	2	(D)
Richwood	2	(D)	(D)	AA	2	(D)	(D)	AA	—	—
Summersville	17	28 346	2 818	125	16	(D)	(D)	CC	1	(D)
Balance of county	22	(D)	(D)	CC	21	(D)	(D)	CC	1	(D)
Ohio County	130	588 027	37 176	1 818	121	573 108	35 587	1 751	9	14 919
Bethlehem	—	—	—	—	—	—	—	—	—	—
Wheeling (part) ▲	113	571 708	35 540	1 732	106	(D)	(D)	GG	7	(D)
Balance of county	17	16 319	1 636	86	15	(D)	(D)	BB	2	(D)
Pendleton County	10	9 435	756	52	10	9 435	756	52	—	—
Pleasants County	4	3 182	609	25	4	3 182	609	25	—	—
Pocahontas County	8	9 919	752	51	6	(D)	(D)	BB	2	(D)
Preston County	32	60 086	5 539	270	26	39 741	3 168	175	6	20 345
Kingwood	10	(D)	(D)	BB	7	(D)	(D)	BB	3	(D)
Balance of county	22	(D)	(D)	CC	19	(D)	(D)	BB	3	(D)
Putnam County	71	263 104	28 327	1 067	57	(D)	(D)	FF	14	(D)
Hurricane	17	106 186	8 627	264	14	103 513	8 442	257	3	2 673
Nitro (part) ▲	5	9 663	1 168	45	4	(D)	(D)	BB	1	(D)
Balance of county	49	147 255	18 532	758	39	76 894	10 938	426	10	70 361
Raleigh County	151	310 955	29 310	1 246	131	229 950	23 904	1 037	20	81 005
Beckley	77	149 997	14 459	654	66	106 237	10 968	522	11	43 760
Balance of county	74	160 958	14 851	592	65	123 713	12 936	515	9	37 245

Table 4. Summary Statistics for Counties and for Places With 2,500 Inhabitants or More: 1992—Con.

[For meaning of abbreviations and symbols, see introductory text. For explanation of terms and comparability of 1987 and 1992 censuses, see appendix A. For information on geographic areas followed by ▲, see appendix F]

Geographic area	Estab-lish-ments (number)	Sales (\$1,000)	Annual payroll (\$1,000)	Paid employees for pay period including March 12 (number)	Merchant wholesalers			Other operating types		
					Estab-lish-ments (number)	Sales (\$1,000)	Annual payroll (\$1,000)	Paid employees for pay period including March 12 (number)	Estab-lish-ments (number)	Sales (\$1,000)
West Virginia—Con.										
Randolph County	38	111 086	6 990	359	35	107 459	6 590	339	3	3 627
Elkins.....	27	99 032	5 522	282	26	(D)	(D)	EE	1	(D)
Balance of county	11	12 054	1 468	77	9	(D)	(D)	BB	2	(D)
Ritchie County	7	8 675	919	55	6	(D)	(D)	BB	1	(D)
Roane County	17	25 472	1 353	88	15	(D)	(D)	BB	2	(D)
Summers County	8	18 346	2 043	99	8	18 346	2 043	99	—	—
Hinton	5	(D)	(D)	BB	5	(D)	(D)	BB	—	—
Balance of county	3	(D)	(D)	BB	3	(D)	(D)	BB	—	—
Taylor County	7	8 981	922	94	7	8 981	922	94	—	—
Grafton	4	2 591	334	21	4	2 591	334	21	—	—
Balance of county	3	6 390	588	73	3	6 390	588	73	—	—
Tucker County	4	(D)	(D)	BB	4	(D)	(D)	BB	—	—
Tyler County	3	(D)	(D)	BB	3	(D)	(D)	BB	—	—
Paden City (part) ▲	—	—	—	—	—	—	—	—	—	—
Balance of county	3	(D)	(D)	BB	3	(D)	(D)	BB	—	—
Upshur County	23	48 422	3 138	197	19	36 008	2 572	169	4	12 414
Buckhannon.....	15	20 984	2 027	122	13	(D)	(D)	CC	2	(D)
Balance of county	8	27 438	1 111	75	6	(D)	(D)	BB	2	(D)
Wayne County	36	103 422	10 176	470	32	(D)	(D)	EE	4	(D)
Huntington (part) ▲	7	(D)	(D)	CC	5	(D)	(D)	CC	2	(D)
Kenova	12	40 181	3 080	142	11	(D)	(D)	CC	1	(D)
Balance of county	17	(D)	(D)	CC	16	(D)	(D)	CC	1	(D)
Webster County	6	11 434	984	54	6	11 434	984	54	—	—
Wetzel County	15	23 593	1 519	88	15	23 593	1 519	88	—	—
New Martinsville	9	8 298	762	42	9	8 298	762	42	—	—
Paden City (part) ▲	—	—	—	—	—	—	—	—	—	—
Balance of county	6	15 295	757	46	6	15 295	757	46	—	—
Wirt County	1	(D)	(D)	AA	1	(D)	(D)	AA	—	—
Wood County	154	811 191	43 415	1 773	130	679 852	35 493	1 477	24	131 339
Parkersburg	111	686 135	35 768	1 315	90	565 039	28 130	1 054	21	121 096
Vienna	15	26 023	1 507	82	13	(D)	(D)	BB	2	(D)
Williamstown	2	(D)	(D)	AA	2	(D)	(D)	AA	—	—
Balance of county	26	(D)	(D)	EE	25	(D)	(D)	EE	1	(D)
Wyoming County.....	11	30 434	1 643	60	8	(D)	(D)	BB	3	(D)

Table 5. Summary Statistics for Places With 200 Establishments or More: 1992

[For meaning of abbreviations and symbols, see introductory text. For explanation of terms and comparability of 1987 and 1992 censuses, see appendix A. For information on geographic areas followed by ▲, see appendix F]

SIC code	Geographic area and kind of business	Estab-lish-ments (number)	Sales (\$1,000)	Annual payroll (\$1,000)	Paid employees for pay period including March 12 (number)	Merchant wholesalers			Other operating types		
						Estab-lish-ments (number)	Sales (\$1,000)	Annual payroll (\$1,000)	Paid employees for pay period including March 12 (number)	Estab-lish-ments (number)	Sales (\$1,000)
CHARLESTON											
	Wholesale trade	239	972 715	94 419	3 094	189	533 155	64 337	2 339	50	439 560
50	Durable goods	182	692 033	78 716	2 444	147	434 132	56 796	1 974	35	257 901
501	Motor vehicles and motor vehicle parts and supplies	26	36 323	5 621	271	22	33 014	5 148	247	4	3 309
502	Furniture and home furnishings	11	25 656	4 011	156	11	25 656	4 011	156	—	—
503	Lumber and other construction materials	5	4 090	493	32	4	(D)	(D)	BB	1	(D)
504	Professional and commercial equipment and supplies	33	128 408	24 222	611	25	36 852	8 235	282	8	91 556
505	Metals and minerals, except petroleum	12	158 850	4 644	96	6	(D)	(D)	BB	6	(D)
506	Electrical goods	24	54 278	5 723	211	15	26 194	2 990	146	9	28 084

Table 5. Summary Statistics for Places With 200 Establishments or More: 1992 —Con.

[For meaning of abbreviations and symbols, see introductory text. For explanation of terms and comparability of 1987 and 1992 censuses, see appendix A. For information on geographic areas followed by ▲, see appendix F]

SIC code	Geographic area and kind of business	Estab-lish-ments (number)	Sales (\$1,000)	Annual payroll (\$1,000)	Paid employees for pay period including March 12 (number)	Merchant wholesalers			Other operating types		
						Estab-lish-ments (number)	Sales (\$1,000)	Annual payroll (\$1,000)	Paid employees for pay period including March 12 (number)	Estab-lish-ments (number)	Sales (\$1,000)
CHARLESTON—Con.											
50	Durable goods —Con.										
507	Hardware, and plumbing and heating equipment and supplies -----	16	38 499	4 255	169	15	(D)	(D)	CC	1	(D)
508	Machinery, equipment, and supplies -----	49	239 788	28 598	842	43	230 041	27 861	819	6	9 747
509	Miscellaneous durable goods -----	6	6 141	1 149	56	6	6 141	1 149	56	—	—
51	Nondurable goods -----	57	280 682	15 703	650	42	99 023	7 541	365	15	181 659
511	Paper and paper products -----	9	11 413	1 202	59	8	(D)	(D)	BB	1	(D)
512	Drugs, drug proprietaries, and druggists' sundries ---	2	(D)	(D)	BB	1	(D)	(D)	AA	1	(D)
513	Apparel, piece goods, and notions -----	5	1 930	237	21	4	(D)	(D)	AA	1	(D)
514	Groceries and related products -----	15	58 469	7 552	349	12	(D)	(D)	CC	3	(D)
515	Farm-product raw materials -----	—	—	—	—	—	—	—	—	—	—
516	Chemicals and allied products -----	4	7 566	1 258	24	2	(D)	(D)	AA	2	(D)
517	Petroleum and petroleum products -----	5	138 706	1 328	39	1	(D)	(D)	AA	4	(D)
518	Beer, wine, and distilled alcoholic beverages -----	3	(D)	(D)	BB	3	(D)	(D)	BB	—	—
519	Miscellaneous nondurable goods -----	14	35 056	2 143	94	11	(D)	(D)	BB	3	(D)

Table 6. Summary Statistics for Counties With 200 Establishments or More: 1992

[For meaning of abbreviations and symbols, see introductory text. For explanation of terms and comparability of 1987 and 1992 censuses, see appendix A. For information on geographic areas followed by ▲, see appendix F]

SIC code	Geographic area and kind of business	Estab-lish-ments (number)	Sales (\$1,000)	Annual payroll (\$1,000)	Paid employees for pay period including March 12 (number)	Merchant wholesalers			Other operating types		
						Estab-lish-ments (number)	Sales (\$1,000)	Annual payroll (\$1,000)	Paid employees for pay period including March 12 (number)	Estab-lish-ments (number)	Sales (\$1,000)
CABELL COUNTY											
	Wholesale trade -----	221	948 100	65 656	2 821	190	(D)	(D)	HH	31	(D)
50	Durable goods -----	155	425 763	39 539	1 654	138	(D)	(D)	GG	17	(D)
501	Motor vehicles and motor vehicle parts and supplies -----	23	52 067	6 323	290	20	(D)	(D)	EE	3	(D)
502	Furniture and homefurnishings -----	5	(D)	(D)	BB	4	8 610	1 288	40	1	(D)
503	Lumber and other construction materials -----	8	10 074	728	26	8	10 074	728	26	—	—
504	Professional and commercial equipment and supplies -----	29	(D)	(D)	EE	28	61 991	7 052	327	1	(D)
505	Metals and minerals, except petroleum -----	10	(D)	(D)	BB	8	(D)	(D)	BB	2	(D)
506	Electrical goods -----	22	(D)	(D)	EE	17	(D)	(D)	EE	5	17 016
507	Hardware, and plumbing and heating equipment and supplies -----	16	(D)	(D)	CC	15	25 647	2 721	124	1	(D)
508	Machinery, equipment, and supplies -----	32	(D)	(D)	EE	28	(D)	(D)	EE	4	(D)
509	Miscellaneous durable goods -----	10	(D)	(D)	BB	10	(D)	(D)	BB	—	—
51	Nondurable goods -----	66	522 337	26 117	1 167	52	(D)	(D)	GG	14	(D)
511	Paper and paper products -----	8	(D)	(D)	CC	7	(D)	(D)	CC	1	(D)
512	Drugs, drug proprietaries, and druggists' sundries ---	5	12 712	1 229	78	5	12 712	1 229	78	—	—
513	Apparel, piece goods, and notions -----	1	(D)	(D)	BB	1	(D)	(D)	BB	—	—
514	Groceries and related products -----	31	(D)	(D)	FF	21	(D)	(D)	FF	10	(D)
515	Farm-product raw materials -----	2	(D)	(D)	BB	2	(D)	(D)	BB	—	—
516	Chemicals and allied products -----	5	14 494	1 477	59	3	(D)	(D)	BB	2	(D)
517	Petroleum and petroleum products -----	1	(D)	(D)	AA	1	(D)	(D)	AA	—	—
518	Beer, wine, and distilled alcoholic beverages -----	3	22 353	2 663	79	3	22 353	2 663	79	—	—
519	Miscellaneous nondurable goods -----	10	(D)	(D)	BB	9	(D)	(D)	BB	1	(D)

Table 6. Summary Statistics for Counties With 200 Establishments or More: 1992 — Con.

[For meaning of abbreviations and symbols, see introductory text. For explanation of terms and comparability of 1987 and 1992 censuses, see appendix A. For information on geographic areas followed by ▲, see appendix F]

SIC code	Geographic area and kind of business	Estab-lish-ments (number)	Sales (\$1,000)	Annual payroll (\$1,000)	Paid employees for pay period including March 12 (number)	Merchant wholesalers			Other operating types		
						Estab-lish-ments (number)	Sales (\$1,000)	Annual payroll (\$1,000)	Paid employees for pay period including March 12 (number)	Estab-lish-ments (number)	Sales (\$1,000)
KANAWHA COUNTY											
	Wholesale trade	480	1 539 968	151 586	5 306	395	1 025 343	114 442	4 340	85	514 625
50	Durable goods	369	1 135 250	124 532	4 250	307	822 439	97 807	3 620	62	312 811
501	Motor vehicles and motor vehicle parts and supplies	61	119 462	13 700	670	53	(D)	(D)	FF	8	(D)
502	Furniture and home furnishings	14	30 990	4 924	192	14	30 990	4 924	192	—	—
503	Lumber and other construction materials	23	50 875	6 553	287	20	(D)	(D)	EE	3	(D)
504	Professional and commercial equipment and supplies	62	168 239	29 684	834	51	68 144	12 671	468	11	100 095
505	Metals and minerals, except petroleum	19	(D)	(D)	CC	12	(D)	(D)	CC	7	122 296
506	Electrical goods	39	95 071	9 874	359	25	50 334	6 301	268	14	44 737
507	Hardware, and plumbing and heating equipment and supplies	24	47 954	5 295	209	22	(D)	(D)	CC	2	(D)
508	Machinery, equipment, and supplies	108	387 956	44 312	1 353	92	358 523	41 494	1 271	16	29 433
509	Miscellaneous durable goods	19	(D)	(D)	CC	18	(D)	(D)	CC	1	(D)
51	Nondurable goods	111	404 718	27 054	1 056	88	202 904	16 635	720	23	201 814
511	Paper and paper products	14	(D)	(D)	CC	12	(D)	(D)	CC	2	(D)
512	Drugs, drug proprietaries, and druggists' sundries	2	(D)	(D)	BB	1	(D)	(D)	AA	1	(D)
513	Apparel, piece goods, and notions	7	(D)	(D)	BB	6	3 155	269	18	1	(D)
514	Groceries and related products	27	73 504	8 688	409	23	(D)	(D)	CC	4	(D)
515	Farm-product raw materials	—	—	—	—	—	—	—	—	—	—
516	Chemicals and allied products	16	(D)	(D)	CC	10	(D)	(D)	CC	6	(D)
517	Petroleum and petroleum products	15	167 318	2 805	101	9	28 124	1 302	62	6	139 194
518	Beer, wine, and distilled alcoholic beverages	5	33 338	2 994	106	5	33 338	2 994	106	—	—
519	Miscellaneous nondurable goods	25	(D)	(D)	CC	22	(D)	(D)	CC	3	(D)

Table 7. Summary Statistics for Metropolitan Areas: 1992

[For meaning of abbreviations and symbols, see introductory text. For explanation of terms and comparability of 1987 and 1992 censuses, see appendix A. For definitions of CMSA's, MSA's, and PMSA's, see appendix D]

SIC code	Geographic area and kind of business	Estab-lish-ments (number)	Sales (\$1,000)	Annual payroll (\$1,000)	Paid employees for pay period including March 12 (number)	Merchant wholesalers			Other operating types		
						Estab-lish-ments (number)	Sales (\$1,000)	Annual payroll (\$1,000)	Paid employees for pay period including March 12 (number)	Estab-lish-ments (number)	Sales (\$1,000)
CHARLESTON, WV MSA											
	Wholesale trade	551	1 803 072	179 913	6 373	452	(D)	(D)	II	99	(D)
50	Durable goods	418	(D)	(D)	HH	348	914 477	110 625	(D)	70	(D)
501	Motor vehicles and motor vehicle parts and supplies	67	(D)	(D)	FF	57	(D)	(D)	FF	10	(D)
5012	Automobiles and other motor vehicles	6	(D)	(D)	CC	6	(D)	(D)	CC	—	—
5013	Motor vehicle supplies and new parts	45	(D)	(D)	EE	35	(D)	(D)	EE	10	(D)
5014	Tires and tubes	10	(D)	(D)	CC	10	(D)	(D)	CC	—	—
5015	Motor vehicle parts, used	6	(D)	(D)	BB	6	(D)	(D)	BB	—	—
502	Furniture and home furnishings	17	(D)	(D)	CC	17	(D)	(D)	CC	—	—
5021	Furniture	8	20 023	3 522	137	8	20 023	3 522	137	—	—
5023	Home furnishings	9	(D)	(D)	BB	9	(D)	(D)	BB	—	—
503	Lumber and other construction materials	26	(D)	(D)	EE	23	(D)	(D)	EE	3	(D)
5031	Lumber, plywood, millwork, and wood panels	8	16 672	1 669	84	8	16 672	1 669	84	—	—
5032	Brick, stone, and related construction materials	9	(D)	(D)	CC	8	(D)	(D)	CC	1	(D)
5033	Roofing, siding, and insulation materials	3	5 202	316	14	2	(D)	(D)	AA	1	(D)
5039	Construction materials, n.e.c.	6	(D)	(D)	BB	5	(D)	(D)	BB	1	(D)
504	Professional and commercial equipment and supplies	63	(D)	(D)	FF	52	(D)	(D)	FF	11	100 095
5043	Photographic equipment and supplies	1	(D)	(D)	AA	1	(D)	(D)	AA	—	—
5044	Office equipment	23	58 699	13 067	410	19	(D)	(D)	EE	4	(D)
5045	Computers and computer peripheral equipment and software	22	81 544	13 201	302	17	(D)	(D)	BB	5	(D)
5046	Commercial equipment, n.e.c.	3	(D)	(D)	AA	3	(D)	(D)	AA	—	—
5047	Medical, dental, and hospital equipment and supplies	10	21 989	3 352	104	8	(D)	(D)	BB	2	(D)
5048	Ophthalmic goods	—	—	—	—	—	—	—	—	—	—
5049	Professional equipment and supplies, n.e.c.	4	(D)	(D)	BB	4	(D)	(D)	BB	—	—
505	Metals and minerals, except petroleum	23	229 316	7 626	204	16	107 020	5 725	177	7	122 296
5051	Metals service centers and offices	12	60 108	4 481	140	10	(D)	(D)	CC	2	(D)
5052	Coal and other minerals and ores	11	169 208	3 145	64	6	(D)	(D)	BB	5	(D)

Table 7. Summary Statistics for Metropolitan Areas: 1992 – Con.

[For meaning of abbreviations and symbols, see introductory text. For explanation of terms and comparability of 1987 and 1992 censuses, see appendix A. For definitions of CMSA's, MSA's, and PMSA's, see appendix D]

SIC code	Geographic area and kind of business	Estab-lish-ments (number)	Sales (\$1,000)	Annual payroll (\$1,000)	Paid employees for pay period including March 12 (number)	Merchant wholesalers			Other operating types		
						Estab-lish-ments (number)	Sales (\$1,000)	Annual payroll (\$1,000)	Paid employees for pay period including March 12 (number)	Estab-lish-ments (number)	Sales (\$1,000)
CHARLESTON, WV MSA – Con.											
50	Durable goods – Con.										
506	Electrical goods -----	43	105 978	10 220	373	27	(D)	(D)	EE	16	(D)
5063	Electrical apparatus and equipment, wiring supplies, and construction materials -----	30	84 793	6 286	243	16	36 959	3 878	176	14	47 834
5064	Electrical appliances, television and radio sets -----	2	(D)	(D)	BB	2	(D)	(D)	BB	–	–
5065	Electronic parts and equipment, n.e.c. -----	11	(D)	(D)	BB	9	(D)	(D)	BB	2	(D)
507	Hardware, and plumbing and heating equipment and supplies -----	32	64 593	6 679	255	29	(D)	(D)	CC	3	(D)
5072	Hardware -----	9	11 527	1 936	82	9	11 527	1 936	82	–	–
5074	Plumbing and heating equipment and supplies (hydronics) -----	10	(D)	(D)	BB	9	16 085	2 044	(D)	1	(D)
5075	Warm air heating and air-conditioning equipment and supplies -----	11	32 942	2 406	92	9	(D)	(D)	BB	2	(D)
5078	Refrigeration equipment and supplies -----	2	(D)	(D)	AA	2	(D)	(D)	AA	–	–
508	Machinery, equipment, and supplies -----	123	442 729	53 283	1 674	104	393 508	47 967	1 502	19	49 221
5082	Construction and mining (except petroleum) machinery and equipment -----	29	263 735	26 240	714	24	244 610	23 593	630	5	19 125
5083	Farm and garden machinery and equipment -----	2	(D)	(D)	AA	2	(D)	(D)	AA	–	–
5084	Industrial machinery and equipment -----	46	92 772	14 525	522	35	(D)	(D)	EE	11	(D)
5085	Industrial supplies -----	31	68 298	10 669	347	29	(D)	(D)	EE	2	(D)
5087	Service establishment equipment and supplies -----	14	(D)	(D)	BB	13	(D)	(D)	BB	1	(D)
5088	Transportation equipment and supplies, except motor vehicles -----	1	(D)	(D)	AA	1	(D)	(D)	AA	–	–
509	Miscellaneous durable goods -----	24	(D)	(D)	CC	23	(D)	(D)	CC	1	(D)
5091	Sporting and recreational goods and supplies -----	5	(D)	(D)	BB	5	(D)	(D)	BB	–	–
5092	Toys and hobby goods and supplies -----	2	(D)	(D)	AA	2	(D)	(D)	AA	–	–
5093	Scrap and waste materials -----	9	15 640	2 698	141	9	15 640	2 698	141	–	–
5094	Jewelry, watches, precious stones, and precious metals -----	1	(D)	(D)	AA	1	(D)	(D)	AA	–	–
5099	Durable goods, n.e.c. -----	7	(D)	(D)	BB	6	(D)	(D)	BB	1	(D)
51	Nondurable goods -----	133	(D)	(D)	GG	104	(D)	(D)	FF	29	249 162
511	Paper and paper products -----	21	22 951	2 967	138	18	17 877	2 397	121	3	5 074
5111	Printing and writing paper -----	2	(D)	(D)	AA	2	(D)	(D)	AA	–	–
5112	Stationery and office supplies -----	17	(D)	(D)	CC	14	(D)	(D)	BB	3	5 074
5113	Industrial and personal service paper -----	2	(D)	(D)	AA	2	(D)	(D)	AA	–	–
512	Drugs, drug proprietaries, and druggists' sundries -----	2	(D)	(D)	BB	1	(D)	(D)	AA	1	(D)
5122	Drugs, drug proprietaries, and druggists' sundries -----	2	(D)	(D)	BB	1	(D)	(D)	AA	1	(D)
513	Apparel, piece goods, and notions -----	7	(D)	(D)	BB	6	3 155	269	(D)	1	(D)
5131	Piece goods, notions, and other dry goods -----	–	–	–	–	–	–	–	–	–	–
5136	Men's and boys' clothing and furnishings -----	5	3 673	337	23	4	(D)	(D)	AA	1	(D)
5137	Women's, children's, and infants' clothing and accessories -----	1	(D)	(D)	AA	1	(D)	(D)	AA	–	–
5139	Footwear -----	1	(D)	(D)	AA	1	(D)	(D)	AA	–	–
514	Groceries and related products -----	35	(D)	(D)	FF	27	125 643	9 879	(D)	8	(D)
5141	Groceries, general line -----	7	12 747	664	36	7	12 747	664	36	–	–
5142	Packaged frozen foods -----	3	(D)	(D)	CC	3	(D)	(D)	CC	–	–
5143	Dairy products, except dried or canned -----	3	(D)	(D)	CC	2	(D)	(D)	AA	1	(D)
5144	Poultry and poultry products -----	–	–	–	–	–	–	–	–	–	–
5145	Confectionery -----	5	30 866	3 446	202	2	(D)	(D)	BB	3	(D)
5146	Fish and seafoods -----	1	(D)	(D)	AA	1	(D)	(D)	AA	–	–
5147	Meats and meat products -----	3	(D)	(D)	BB	2	(D)	(D)	BB	1	(D)
5148	Fresh fruits and vegetables -----	4	12 426	1 198	68	4	12 426	1 198	68	–	–
5149	Groceries and related products, n.e.c. -----	9	(D)	(D)	CC	6	(D)	(D)	BB	3	(D)
515	Farm-product raw materials -----	–	–	–	–	–	–	–	–	–	–
5153	Grain and field beans -----	–	–	–	–	–	–	–	–	–	–
5154	Livestock -----	–	–	–	–	–	–	–	–	–	–
5159	Farm-product raw materials, n.e.c. -----	–	–	–	–	–	–	–	–	–	–
516	Chemicals and allied products -----	19	54 031	6 644	165	12	(D)	(D)	CC	7	(D)
5162	Plastics materials and basic forms and shapes -----	2	(D)	(D)	BB	2	(D)	(D)	BB	–	–
5169	Chemicals and allied products, n.e.c. -----	17	(D)	(D)	CC	10	(D)	(D)	BB	7	(D)
517	Petroleum and petroleum products -----	15	167 318	2 805	101	9	28 124	1 302	62	6	139 194
5171	Petroleum bulk stations and terminals -----	8	143 773	2 127	66	4	(D)	(D)	BB	4	(D)
5172	Petroleum and petroleum products wholesalers, except bulk stations and terminals -----	7	23 545	678	35	5	(D)	(D)	BB	2	(D)
518	Beer, wine, and distilled alcoholic beverages -----	5	33 338	2 994	106	5	33 338	2 994	106	–	–
5181	Beer and ale -----	3	(D)	(D)	BB	3	(D)	(D)	BB	–	–
5182	Wine and distilled alcoholic beverages -----	2	(D)	(D)	AA	2	(D)	(D)	AA	–	–
519	Miscellaneous nondurable goods -----	29	(D)	(D)	CC	26	(D)	(D)	CC	3	(D)
5191	Farm supplies -----	6	6 390	566	37	6	6 390	566	37	–	–
5192	Books, periodicals, and newspapers -----	6	9 702	948	52	4	(D)	(D)	BB	2	(D)
5193	Flowers, nursery stock, and florists' supplies -----	3	(D)	(D)	AA	3	(D)	(D)	AA	–	–
5194	Tobacco and tobacco products -----	2	(D)	(D)	BB	2	(D)	(D)	BB	–	–
5198	Paints, varnishes, and supplies -----	4	2 964	383	13	3	(D)	(D)	AA	1	(D)
5199	Nondurable goods, n.e.c. -----	8	(D)	(D)	AA	8	(D)	(D)	AA	–	–

Table 7. Summary Statistics for Metropolitan Areas: 1992 – Con.

[For meaning of abbreviations and symbols, see introductory text. For explanation of terms and comparability of 1987 and 1992 censuses, see appendix A. For definitions of CMSA's, MSA's, and PMSA's, see appendix D]

SIC code	Geographic area and kind of business	Estab-lish-ments (number)	Sales (\$1,000)	Annual payroll (\$1,000)	Paid employees for pay period including March 12 (number)	Merchant wholesalers			Other operating types		
						Estab-lish-ments (number)	Sales (\$1,000)	Annual payroll (\$1,000)	Paid employees for pay period including March 12 (number)	Estab-lish-ments (number)	Sales (\$1,000)
CUMBERLAND, MD–WV MSA											
	Wholesale trade	117	1 058 938	31 295	1 359	107	899 061	25 956	1 177	10	159 877
50	Durable goods	74	949 452	20 238	829	69	(D)	(D)	FF	5	(D)
501	Motor vehicles and motor vehicle parts and supplies	20	(D)	(D)	CC	18	(D)	(D)	CC	2	(D)
502	Furniture and homefurnishings	1	(D)	(D)	AA	1	(D)	(D)	AA	–	–
503	Lumber and other construction materials	7	14 473	2 162	98	7	14 473	2 162	98	–	–
504	Professional and commercial equipment and supplies	11	(D)	(D)	CC	10	(D)	(D)	CC	1	(D)
505	Metals and minerals, except petroleum	4	7 054	201	12	4	7 054	201	12	–	–
506	Electrical goods	6	9 637	1 012	53	6	9 637	1 012	53	–	–
507	Hardware, and plumbing and heating equipment and supplies	8	12 664	1 552	65	8	12 664	1 552	65	–	–
508	Machinery, equipment, and supplies	11	(D)	(D)	BB	9	(D)	(D)	BB	2	(D)
509	Miscellaneous durable goods	6	(D)	(D)	CC	6	(D)	(D)	CC	–	–
51	Nondurable goods	43	109 486	11 057	530	38	(D)	(D)	EE	5	(D)
511	Paper and paper products	6	4 892	878	49	5	(D)	(D)	BB	1	(D)
512	Drugs, drug proprietaries, and druggists' sundries	3	1 900	239	15	3	1 900	239	15	–	–
513	Apparel, piece goods, and notions	1	(D)	(D)	AA	1	(D)	(D)	AA	–	–
514	Groceries and related products	16	57 042	5 626	280	12	30 054	3 209	185	4	26 988
515	Farm-product raw materials	–	–	–	–	–	–	–	–	–	–
516	Chemicals and allied products	2	(D)	(D)	AA	2	(D)	(D)	AA	–	–
517	Petroleum and petroleum products	7	16 632	1 382	75	7	16 632	1 382	75	–	–
518	Beer, wine, and distilled alcoholic beverages	4	12 488	1 373	48	4	12 488	1 373	48	–	–
519	Miscellaneous nondurable goods	4	(D)	(D)	BB	4	(D)	(D)	BB	–	–
HUNTINGTON–ASHLAND, WV–KY–OH MSA											
	Wholesale trade	454	1 592 318	117 112	5 216	398	1 321 471	106 007	4 778	56	270 847
50	Durable goods	314	715 095	71 492	3 064	290	655 760	68 398	2 932	24	59 335
501	Motor vehicles and motor vehicle parts and supplies	60	104 951	12 542	621	55	98 645	11 852	574	5	6 306
502	Furniture and homefurnishings	7	22 115	3 238	122	6	(D)	(D)	CC	1	(D)
503	Lumber and other construction materials	25	34 676	2 617	145	25	34 676	2 617	145	–	–
504	Professional and commercial equipment and supplies	37	69 319	8 273	385	36	(D)	(D)	EE	1	(D)
505	Metals and minerals, except petroleum	23	122 186	2 416	106	19	113 619	2 357	102	4	8 567
506	Electrical goods	41	113 056	13 101	557	36	96 040	12 333	532	5	17 016
507	Hardware, and plumbing and heating equipment and supplies	30	39 407	4 649	224	29	(D)	(D)	CC	1	(D)
508	Machinery, equipment, and supplies	67	179 810	20 104	720	61	158 301	18 679	674	6	21 509
509	Miscellaneous durable goods	24	29 575	4 552	184	23	(D)	(D)	CC	1	(D)
51	Nondurable goods	140	877 223	45 620	2 152	108	665 711	37 609	1 846	32	211 512
511	Paper and paper products	11	50 646	5 773	238	10	(D)	(D)	CC	1	(D)
512	Drugs, drug proprietaries, and druggists' sundries	8	45 296	3 331	178	8	45 296	3 331	178	–	–
513	Apparel, piece goods, and notions	2	(D)	(D)	BB	2	(D)	(D)	BB	–	–
514	Groceries and related products	54	524 297	20 924	1 056	37	399 329	16 139	843	17	124 968
515	Farm-product raw materials	3	5 069	114	25	2	(D)	(D)	BB	1	(D)
516	Chemicals and allied products	10	18 032	1 947	77	6	7 278	1 404	62	4	10 754
517	Petroleum and petroleum products	17	122 868	4 849	192	9	(D)	(D)	CC	8	(D)
518	Beer, wine, and distilled alcoholic beverages	7	34 980	4 091	108	7	34 980	4 091	108	–	–
519	Miscellaneous nondurable goods	28	(D)	(D)	CC	27	73 782	4 299	(D)	1	(D)
PARKERSBURG–MARIETTA, WV–OH MSA											
	Wholesale trade	262	1 133 848	63 418	2 716	224	851 211	53 935	2 351	38	282 637
50	Durable goods	173	286 673	31 551	1 465	156	248 711	28 643	1 352	17	37 962
501	Motor vehicles and motor vehicle parts and supplies	32	62 179	7 601	349	31	(D)	(D)	EE	1	(D)
502	Furniture and homefurnishings	4	(D)	(D)	BB	3	(D)	(D)	BB	1	(D)
503	Lumber and other construction materials	12	25 133	2 258	91	10	(D)	(D)	BB	2	(D)
504	Professional and commercial equipment and supplies	21	29 556	3 550	162	17	20 505	2 501	122	4	9 051
505	Metals and minerals, except petroleum	3	14 376	1 059	40	3	14 376	1 059	40	–	–
506	Electrical goods	14	31 863	3 460	164	11	(D)	(D)	CC	3	(D)

WHOLESALE TRADE—GEOGRAPHIC AREA SERIES

Table 7. Summary Statistics for Metropolitan Areas: 1992 – Con.

[For meaning of abbreviations and symbols, see introductory text. For explanation of terms and comparability of 1987 and 1992 censuses, see appendix A. For definitions of CMSA's, MSA's, and PMSA's, see appendix D]

SIC code	Geographic area and kind of business	Estab-lish-ments (number)	Sales (\$1,000)	Annual payroll (\$1,000)	Paid employees for pay period including March 12 (number)	Merchant wholesalers				Other operating types	
						Estab-lish-ments (number)	Sales (\$1,000)	Annual payroll (\$1,000)	Paid employees for pay period including March 12 (number)	Estab-lish-ments (number)	Sales (\$1,000)
PARKERSBURG–MARIETTA, WV–OH MSA–Con.											
50	Durable goods –Con.										
507	Hardware, and plumbing and heating equipment and supplies	17	17 807	1 917	89	17	17 807	1 917	89	–	–
508	Machinery, equipment, and supplies	50	85 107	8 628	349	44	77 547	8 034	328	6	7 560
509	Miscellaneous durable goods	20	(D)	(D)	CC	20	(D)	(D)	CC	–	–
51	Nondurable goods	89	847 175	31 867	1 251	68	602 500	25 292	999	21	244 675
511	Paper and paper products	9	23 553	1 844	73	6	8 582	1 311	57	3	14 971
512	Drugs, drug proprietaries, and druggists' sundries	3	(D)	(D)	BB	3	(D)	(D)	BB	–	–
513	Apparel, piece goods, and notions	2	(D)	(D)	AA	2	(D)	(D)	AA	–	–
514	Groceries and related products	18	73 632	6 131	328	13	46 983	3 298	211	5	26 649
515	Farm-product raw materials	2	(D)	(D)	BB	–	–	–	(D)	2	(D)
516	Chemicals and allied products	11	(D)	(D)	EE	6	(D)	(D)	CC	5	62 933
517	Petroleum and petroleum products	17	171 222	3 328	134	12	(D)	(D)	CC	5	(D)
518	Beer, wine, and distilled alcoholic beverages	3	15 105	1 785	61	3	15 105	1 785	61	–	–
519	Miscellaneous nondurable goods	24	(D)	(D)	EE	23	(D)	(D)	EE	1	(D)
STEUBENVILLE–WEIRTON, OH–WV MSA											
	Wholesale trade	141	308 774	26 244	1 121	127	251 239	25 083	1 060	14	57 535
50	Durable goods	91	131 508	16 755	703	85	(D)	(D)	FF	6	(D)
501	Motor vehicles and motor vehicle parts and supplies	25	28 431	3 017	163	24	(D)	(D)	CC	1	(D)
502	Furniture and homefurnishings	2	(D)	(D)	AA	1	(D)	(D)	AA	1	(D)
503	Lumber and other construction materials	2	(D)	(D)	BB	2	(D)	(D)	BB	–	–
504	Professional and commercial equipment and supplies	9	6 093	1 182	60	7	(D)	(D)	BB	2	(D)
505	Metals and minerals, except petroleum	7	26 199	3 793	86	6	(D)	(D)	BB	1	(D)
506	Electrical goods	10	11 553	971	61	10	11 553	971	61	–	–
507	Hardware, and plumbing and heating equipment and supplies	7	8 878	810	42	7	8 878	810	42	–	–
508	Machinery, equipment, and supplies	16	22 817	1 936	101	16	22 817	1 936	101	–	–
509	Miscellaneous durable goods	13	19 437	4 388	157	12	(D)	(D)	CC	1	(D)
51	Nondurable goods	50	177 266	9 489	418	42	(D)	(D)	EE	8	(D)
511	Paper and paper products	1	(D)	(D)	AA	1	(D)	(D)	AA	–	–
512	Drugs, drug proprietaries, and druggists' sundries	1	(D)	(D)	AA	1	(D)	(D)	AA	–	–
513	Apparel, piece goods, and notions	–	–	–	–	–	–	–	–	–	–
514	Groceries and related products	11	24 986	2 704	136	7	(D)	(D)	BB	4	(D)
515	Farm-product raw materials	–	–	–	–	–	–	–	–	–	–
516	Chemicals and allied products	1	(D)	(D)	BB	1	(D)	(D)	BB	–	–
517	Petroleum and petroleum products	11	(D)	(D)	BB	9	39 276	1 307	(D)	2	(D)
518	Beer, wine, and distilled alcoholic beverages	10	26 987	2 500	97	10	26 987	2 500	97	–	–
519	Miscellaneous nondurable goods	15	(D)	(D)	BB	13	(D)	(D)	BB	2	(D)
WASHINGTON–BALTIMORE, DC–MD–VA–WV CMSA											
	Wholesale trade	9 294	71 488 741	4 426 658	133 059	7 521	36 332 903	2 937 651	98 830	1 773	35 155 838
50	Durable goods	6 392	45 299 198	3 029 132	85 290	5 235	(D)	(D)	LL	1 157	(D)
501	Motor vehicles and motor vehicle parts and supplies	900	(D)	(D)	JJ	847	(D)	(D)	II	53	(D)
5012	Automobiles and other motor vehicles	156	(D)	(D)	HH	136	(D)	(D)	GG	20	(D)
5013	Motor vehicle supplies and new parts	557	1 681 655	132 829	5 642	530	(D)	(D)	II	27	(D)
5014	Tires and tubes	73	(D)	(D)	FF	67	(D)	(D)	FF	6	(D)
5015	Motor vehicle parts, used	114	(D)	(D)	GG	114	(D)	(D)	GG	–	–
502	Furniture and homefurnishings	460	(D)	(D)	II	360	(D)	(D)	HH	100	(D)
5021	Furniture	231	(D)	(D)	HH	163	(D)	(D)	GG	68	(D)
5023	Homefurnishings	229	(D)	(D)	GG	197	(D)	(D)	GG	32	(D)
503	Lumber and other construction materials	440	1 980 560	183 516	6 056	365	(D)	(D)	II	75	(D)
5031	Lumber, plywood, millwork, and wood panels	184	1 104 600	99 479	3 416	166	(D)	(D)	HH	18	(D)
5032	Brick, stone, and related construction materials	83	260 614	20 611	645	57	(D)	(D)	EE	26	(D)
5033	Roofing, siding, and insulation materials	76	341 549	26 915	815	61	(D)	(D)	FF	15	(D)
5039	Construction materials, n.e.c.	97	273 797	36 511	1 180	81	196 480	29 535	983	16	77 317
504	Professional and commercial equipment and supplies	1 374	10 808 819	1 201 443	27 782	1 110	(D)	(D)	JJ	264	(D)
5043	Photographic equipment and supplies	38	(D)	(D)	FF	30	94 393	11 794	(D)	8	(D)
5044	Office equipment	208	1 126 267	202 286	5 351	168	(D)	(D)	HH	40	(D)
5045	Computers and computer peripheral equipment and software	679	(D)	(D)	JJ	551	(D)	(D)	II	128	(D)
5046	Commercial equipment, n.e.c.	118	(D)	(D)	GG	104	213 643	30 501	(D)	14	(D)
5047	Medical, dental, and hospital equipment and supplies	216	(D)	(D)	HH	167	(D)	(D)	GG	49	(D)
5048	Ophthalmic goods	32	(D)	(D)	EE	26	(D)	(D)	EE	6	(D)
5049	Professional equipment and supplies, n.e.c.	83	(D)	(D)	FF	64	(D)	(D)	FF	19	(D)

WV–24 WEST VIRGINIA

WHOLESALE TRADE—GEOGRAPHIC AREA SERIES

Table 7. Summary Statistics for Metropolitan Areas: 1992 — Con.

[For meaning of abbreviations and symbols, see introductory text. For explanation of terms and comparability of 1987 and 1992 censuses, see appendix A. For definitions of CMSA's, MSA's, and PMSA's, see appendix D]

SIC code	Geographic area and kind of business	Estab-lish-ments (number)	Sales (\$1,000)	Annual payroll (\$1,000)	Paid employees for pay period including March 12 (number)	Merchant wholesalers				Other operating types	
						Estab-lish-ments (number)	Sales (\$1,000)	Annual payroll (\$1,000)	Paid employees for pay period including March 12 (number)	Estab-lish-ments (number)	Sales (\$1,000)
WASHINGTON-BALTIMORE, DC-MD-VA-WV CMSA—Con.											
50	Durable goods — Con.										
505	Metals and minerals, except petroleum -----	149	1 750 061	68 168	1 988	116	(D)	(D)	GG	33	(D)
5051	Metals service centers and offices -----	134	(D)	(D)	GG	105	1 181 915	48 294	(D)	29	(D)
5052	Coal and other minerals and ores -----	15	(D)	(D)	CC	11	(D)	(D)	BB	4	56 251
506	Electrical goods -----	928	6 361 303	469 602	12 218	624	(D)	(D)	II	304	(D)
5063	Electrical apparatus and equipment, wiring supplies, and construction materials -----	388	(D)	(D)	HH	275	(D)	(D)	HH	113	(D)
5064	Electrical appliances, television and radio sets -----	86	(D)	(D)	GG	61	412 519	28 646	(D)	25	(D)
5065	Electronic parts and equipment, n.e.c. -----	454	(D)	(D)	II	288	(D)	(D)	HH	166	(D)
507	Hardware, and plumbing and heating equipment and supplies -----	561	(D)	(D)	II	472	(D)	(D)	II	89	(D)
5072	Hardware -----	159	(D)	(D)	GG	134	1 097 387	48 889	(D)	25	(D)
5074	Plumbing and heating equipment and supplies (hydronics) -----	217	(D)	(D)	GG	184	(D)	(D)	GG	33	365 311
5075	Warm air heating and air-conditioning equipment and supplies -----	166	(D)	(D)	GG	139	(D)	(D)	GG	27	(D)
5078	Refrigeration equipment and supplies -----	19	52 378	5 877	174	15	(D)	(D)	CC	4	(D)
508	Machinery, equipment, and supplies -----	1 037	4 529 807	358 778	10 274	871	(D)	(D)	II	166	(D)
5082	Construction and mining (except petroleum) machinery and equipment -----	103	627 825	48 761	1 336	93	279 150	39 133	1 181	10	348 675
5083	Farm and garden machinery and equipment -----	88	222 982	24 759	948	84	(D)	(D)	FF	4	(D)
5084	Industrial machinery and equipment -----	370	953 932	111 066	3 381	299	(D)	(D)	HH	71	(D)
5085	Industrial supplies -----	211	(D)	(D)	GG	169	(D)	(D)	GG	42	(D)
5087	Service establishment equipment and supplies -----	172	(D)	(D)	GG	157	(D)	(D)	GG	15	(D)
5088	Transportation equipment and supplies, except motor vehicles -----	93	(D)	(D)	GG	69	(D)	(D)	GG	24	(D)
509	Miscellaneous durable goods -----	543	(D)	(D)	II	470	(D)	(D)	HH	73	(D)
5091	Sporting and recreational goods and supplies -----	91	292 624	23 323	824	72	(D)	(D)	FF	19	(D)
5092	Toys and hobby goods and supplies -----	44	(D)	(D)	EE	38	(D)	(D)	EE	6	(D)
5093	Scrap and waste materials -----	147	471 042	42 564	1 736	143	(D)	(D)	GG	4	(D)
5094	Jewelry, watches, precious stones, and precious metals -----	96	(D)	(D)	EE	91	(D)	(D)	EE	5	(D)
5099	Durable goods, n.e.c. -----	165	(D)	(D)	GG	126	509 260	35 287	(D)	39	(D)
51	Nondurable goods -----	2 902	26 189 543	1 397 526	47 769	2 286	(D)	(D)	KK	616	(D)
511	Paper and paper products -----	487	2 545 536	218 666	7 048	402	(D)	(D)	II	85	(D)
5111	Printing and writing paper -----	56	(D)	(D)	GG	43	(D)	(D)	GG	13	(D)
5112	Stationery and office supplies -----	337	(D)	(D)	HH	287	(D)	(D)	HH	50	272 727
5113	Industrial and personal service paper -----	94	(D)	(D)	GG	72	(D)	(D)	GG	22	(D)
512	Drugs, drug proprietaries, and druggists' sundries -----	100	(D)	(D)	HH	82	(D)	(D)	GG	18	1 436 303
5122	Drugs, drug proprietaries, and druggists' sundries -----	100	(D)	(D)	HH	82	(D)	(D)	GG	18	1 436 303
513	Apparel, piece goods, and notions -----	208	(D)	(D)	GG	172	(D)	(D)	GG	36	(D)
5131	Piece goods, notions, and other dry goods -----	46	128 901	9 062	317	35	(D)	(D)	EE	11	(D)
5136	Men's and boys' clothing and furnishings -----	72	(D)	(D)	FF	60	132 763	13 547	(D)	12	(D)
5137	Women's, children's, and infants' clothing and accessories -----	62	(D)	(D)	EE	51	(D)	(D)	EE	11	(D)
5139	Footwear -----	28	278 493	11 818	231	26	(D)	(D)	CC	2	(D)
514	Groceries and related products -----	773	10 771 877	497 296	17 270	599	4 865 503	333 849	12 261	174	5 906 374
5141	Groceries, general line -----	84	(D)	(D)	HH	74	1 161 944	83 113	(D)	10	(D)
5142	Packaged frozen foods -----	72	(D)	(D)	GG	51	(D)	(D)	GG	21	(D)
5143	Dairy products, except dried or canned -----	40	(D)	(D)	FF	24	(D)	(D)	FF	16	(D)
5144	Poultry and poultry products -----	19	227 488	13 263	582	15	193 288	12 859	569	4	34 200
5145	Confectionery -----	47	(D)	(D)	GG	34	(D)	(D)	EE	13	(D)
5146	Fish and seafoods -----	59	(D)	(D)	FF	58	201 839	13 278	(D)	1	(D)
5147	Meats and meat products -----	54	(D)	(D)	FF	45	(D)	(D)	FF	9	(D)
5148	Fresh fruits and vegetables -----	95	(D)	(D)	GG	88	534 953	42 036	(D)	7	(D)
5149	Groceries and related products, n.e.c. -----	303	(D)	(D)	II	210	(D)	(D)	HH	93	3 065 502
515	Farm-product raw materials -----	42	(D)	(D)	EE	28	(D)	(D)	CC	14	(D)
5153	Grain and field beans -----	12	(D)	(D)	BB	12	(D)	(D)	BB	-	-
5154	Livestock -----	16	72 089	1 250	196	9	(D)	(D)	BB	7	(D)
5159	Farm-product raw materials, n.e.c. -----	14	(D)	(D)	CC	7	(D)	(D)	BB	7	(D)
516	Chemicals and allied products -----	192	(D)	(D)	GG	154	(D)	(D)	GG	38	(D)
5162	Plastics materials and basic forms and shapes -----	33	(D)	(D)	EE	29	(D)	(D)	EE	4	(D)
5169	Chemicals and allied products, n.e.c. -----	159	(D)	(D)	GG	125	(D)	(D)	GG	34	(D)
517	Petroleum and petroleum products -----	144	3 839 180	104 308	3 344	117	(D)	(D)	HH	27	(D)
5171	Petroleum bulk stations and terminals -----	103	(D)	(D)	HH	82	(D)	(D)	GG	21	(D)
5172	Petroleum and petroleum products wholesalers, except bulk stations and terminals -----	41	(D)	(D)	FF	35	(D)	(D)	FF	6	(D)
518	Beer, wine, and distilled alcoholic beverages -----	99	1 618 531	139 315	3 969	90	(D)	(D)	HH	9	(D)
5181	Beer and ale -----	55	(D)	(D)	GG	54	(D)	(D)	GG	1	(D)
5182	Wine and distilled alcoholic beverages -----	44	(D)	(D)	GG	36	(D)	(D)	GG	8	(D)
519	Miscellaneous nondurable goods -----	857	(D)	(D)	II	642	(D)	(D)	II	215	(D)
5191	Farm supplies -----	154	(D)	(D)	GG	140	(D)	(D)	GG	14	41 154
5192	Books, periodicals, and newspapers -----	109	(D)	(D)	HH	66	(D)	(D)	GG	43	(D)
5193	Flowers, nursery stock, and florists' supplies -----	84	(D)	(D)	FF	81	(D)	(D)	FF	3	(D)
5194	Tobacco and tobacco products -----	24	676 059	24 884	1 005	23	(D)	(D)	FF	1	(D)
5198	Paints, varnishes, and supplies -----	135	(D)	(D)	GG	41	92 902	10 531	(D)	94	(D)
5199	Nondurable goods, n.e.c. -----	351	607 768	52 219	1 986	291	(D)	(D)	GG	60	(D)

Table 7. Summary Statistics for Metropolitan Areas: 1992 — Con.

[For meaning of abbreviations and symbols, see introductory text. For explanation of terms and comparability of 1987 and 1992 censuses, see appendix A. For definitions of CMSA's, MSA's, and PMSA's, see appendix D]

SIC code	Geographic area and kind of business	Estab-lish-ments (number)	Sales (\$1,000)	Annual payroll (\$1,000)	Paid employees for pay period including March 12 (number)	Merchant wholesalers				Other operating types	
						Estab-lish-ments (number)	Sales (\$1,000)	Annual payroll (\$1,000)	Paid employees for pay period including March 12 (number)	Estab-lish-ments (number)	Sales (\$1,000)
WASHINGTON-BALTIMORE, DC-MD-VA-WV CMSA—Con.											
Baltimore, MD PMSA											
	Wholesale trade	3 927	32 740 250	1 750 435	57 027	3 128	18 286 549	1 296 494	44 930	799	14 453 701
(See appropriate State for SIC detail.)											
Hagerstown, MD PMSA											
	Wholesale trade	229	757 901	72 039	2 975	203	638 481	58 298	2 586	26	119 420
(See appropriate State for SIC detail.)											
Washington, DC-MD-VA-WV PMSA											
	Wholesale trade	5 138	37 990 590	2 604 184	73 057	4 190	17 407 873	1 582 859	51 314	948	20 582 717
50	Durable goods	3 594	26 965 953	1 918 451	50 282	2 956	11 503 789	1 085 956	33 558	638	15 462 164
501	Motor vehicles and motor vehicle parts and supplies	515	9 583 931	157 777	6 043	488	2 436 410	136 426	5 291	27	7 147 521
5012	Automobiles and other motor vehicles	84	8 247 264	47 640	1 512	71	(D)	(D)	GG	13	(D)
5013	Motor vehicle supplies and new parts	321	1 182 954	78 218	3 211	311	(D)	(D)	HH	10	(D)
5014	Tires and tubes	41	(D)	(D)	FF	37	(D)	(D)	EE	4	(D)
5015	Motor vehicle parts, used	69	(D)	(D)	FF	69	(D)	(D)	FF	-	-
502	Furniture and homefurnishings	305	864 159	85 315	2 718	240	512 092	69 317	2 396	65	352 067
5021	Furniture	165	593 461	52 974	1 648	115	330 291	40 429	1 388	50	263 170
5023	Homefurnishings	140	270 698	32 341	1 070	125	181 801	28 888	1 008	15	88 897
503	Lumber and other construction materials	229	1 114 435	107 680	3 403	184	842 425	93 729	3 000	45	272 010
5031	Lumber, plywood, millwork, and wood panels	91	574 411	55 993	1 862	79	492 252	51 432	1 718	12	82 159
5032	Brick, stone, and related construction materials	48	176 574	12 431	386	33	70 344	9 147	295	15	106 230
5033	Roofing, siding, and insulation materials	40	177 290	16 994	490	34	143 062	15 064	438	6	34 228
5039	Construction materials, n.e.c.	50	186 160	22 262	665	38	136 767	18 086	549	12	49 393
504	Professional and commercial equipment and supplies	876	7 466 554	885 438	19 222	696	3 001 230	322 584	8 638	180	4 465 324
5043	Photographic equipment and supplies	20	363 875	30 934	734	19	(D)	(D)	CC	1	(D)
5044	Office equipment	122	896 068	156 902	3 873	93	265 981	52 865	1 752	29	630 087
5045	Computers and computer peripheral equipment and software	501	5 568 270	621 858	12 586	397	2 203 277	200 390	4 984	104	3 364 993
5046	Commercial equipment, n.e.c.	60	106 175	12 145	442	53	(D)	(D)	EE	7	(D)
5047	Medical, dental, and hospital equipment and supplies	111	399 833	46 844	1 153	88	315 605	38 723	935	23	84 228
5048	Ophthalmic goods	16	26 818	2 243	97	12	(D)	(D)	BB	4	(D)
5049	Professional equipment and supplies, n.e.c.	46	105 515	14 512	337	34	(D)	(D)	CC	12	(D)
505	Metals and minerals, except petroleum	42	177 687	19 917	612	36	156 115	19 101	578	6	21 572
5051	Metals service centers and offices	35	117 602	17 966	581	30	(D)	(D)	FF	5	(D)
5052	Coal and other minerals and ores	7	60 085	1 951	31	6	(D)	(D)	BB	1	(D)
506	Electrical goods	533	3 130 289	319 824	7 865	368	1 282 157	159 433	4 457	165	1 848 132
5063	Electrical apparatus and equipment, wiring supplies, and construction materials	205	806 631	81 740	2 368	154	512 251	50 604	1 695	51	294 380
5064	Electrical appliances, television and radio sets	50	377 301	19 771	621	37	144 386	12 773	492	13	232 915
5065	Electronic parts and equipment, n.e.c.	278	1 946 357	218 313	4 876	177	625 520	96 056	2 270	101	1 320 837
507	Hardware, and plumbing and heating equipment and supplies	313	951 767	94 944	3 203	272	730 879	84 491	2 951	41	220 888
5072	Hardware	86	212 727	28 182	1 114	76	(D)	(D)	GG	10	(D)
5074	Plumbing and heating equipment and supplies (hydronics)	120	390 548	35 732	1 129	104	267 228	31 358	1 015	16	123 320
5075	Warm air heating and air-conditioning equipment and supplies	99	318 263	28 300	882	86	267 344	25 274	807	13	50 919
5078	Refrigeration equipment and supplies	8	30 229	2 730	78	6	(D)	(D)	BB	2	(D)
508	Machinery, equipment, and supplies	483	2 876 633	190 378	4 990	411	2 022 374	150 952	4 190	72	854 259
5082	Construction and mining (except petroleum) machinery and equipment	46	194 793	18 183	523	42	(D)	(D)	EE	4	(D)
5083	Farm and garden machinery and equipment	53	95 094	11 867	483	52	(D)	(D)	EE	1	(D)
5084	Industrial machinery and equipment	150	334 562	39 471	1 127	124	230 677	35 368	1 023	26	103 885
5085	Industrial supplies	76	548 300	24 877	569	59	(D)	(D)	EE	17	(D)
5087	Service establishment equipment and supplies	95	178 311	33 334	1 086	90	160 899	28 808	957	5	17 412
5088	Transportation equipment and supplies, except motor vehicles	63	1 525 573	62 646	1 202	44	1 337 611	48 104	902	19	187 962
509	Miscellaneous durable goods	298	800 498	57 178	2 226	261	520 107	49 923	2 057	37	280 391
5091	Sporting and recreational goods and supplies	45	124 619	12 235	409	38	101 273	11 360	384	7	23 346
5092	Toys and hobby goods and supplies	23	16 082	2 109	99	20	13 676	1 981	93	3	2 406
5093	Scrap and waste materials	66	180 600	18 524	831	65	(D)	(D)	FF	1	(D)
5094	Jewelry, watches, precious stones, and precious metals	69	80 180	5 540	191	66	74 208	5 247	184	3	5 972
5099	Durable goods, n.e.c.	95	399 017	18 770	696	72	(D)	(D)	FF	23	(D)

WV-26 WEST VIRGINIA

WHOLESALE TRADE—GEOGRAPHIC AREA SERIES

Table 7. Summary Statistics for Metropolitan Areas: 1992 – Con.

[For meaning of abbreviations and symbols, see introductory text. For explanation of terms and comparability of 1987 and 1992 censuses, see appendix A. For definitions of CMSA's, MSA's, and PMSA's, see appendix D]

SIC code	Geographic area and kind of business	Estab-lish-ments (number)	Sales (\$1,000)	Annual payroll (\$1,000)	Paid employees for pay period including March 12 (number)	Merchant wholesalers				Other operating types	
						Estab-lish-ments (number)	Sales (\$1,000)	Annual payroll (\$1,000)	Paid employees for pay period including March 12 (number)	Estab-lish-ments (number)	Sales (\$1,000)
WASHINGTON-BALTIMORE, DC-MD-VA-WV CMSA—Con.											
Washington, DC-MD-VA-WV PMSA—Con.											
51	Nondurable goods -----	1 544	11 024 637	685 733	22 775	1 234	5 904 084	496 903	17 756	310	5 120 553
511	Paper and paper products -----	275	1 091 439	121 656	3 708	243	769 808	97 668	3 158	32	321 631
5111	Printing and writing paper -----	26	420 477	26 590	608	24	(D)	(D)	FF	2	(D)
5112	Stationery and office supplies -----	215	519 876	76 162	2 565	189	339 766	53 695	2 050	26	180 110
5113	Industrial and personal service paper -----	34	151 086	18 904	535	30	(D)	(D)	FF	4	(D)
512	Drugs, drug proprietaries, and druggists' sundries ---	51	974 171	31 361	834	40	541 669	14 178	500	11	432 502
5122	Drugs, drug proprietaries, and druggists' sundries -	51	974 171	31 361	834	40	541 669	14 178	500	11	432 502
513	Apparel, piece goods, and notions -----	109	182 621	14 013	621	89	123 593	12 237	579	20	59 028
5131	Piece goods, notions, and other dry goods -----	23	(D)	(D)	CC	16	(D)	(D)	BB	7	(D)
5136	Men's and boys' clothing and furnishings -----	40	122 374	8 400	340	36	(D)	(D)	EE	4	(D)
5137	Women's, children's, and infants' clothing and accessories -----	36	31 482	2 631	134	28	16 150	2 289	124	8	15 332
5139	Footwear -----	10	(D)	(D)	BB	9	(D)	(D)	BB	1	(D)
514	Groceries and related products -----	357	3 443 665	213 701	7 367	287	1 986 247	146 884	5 318	70	1 457 418
5141	Groceries, general line -----	38	196 176	14 741	560	37	(D)	(D)	FF	1	(D)
5142	Packages frozen foods -----	34	785 249	30 830	958	26	674 398	27 146	882	8	110 851
5143	Dairy products, except dried or canned -----	18	368 168	16 133	533	12	271 664	11 511	348	6	96 504
5144	Poultry and poultry products -----	9	(D)	(D)	EE	7	(D)	(D)	EE	2	(D)
5145	Confectionery -----	20	110 199	12 109	534	15	50 998	5 128	220	5	59 201
5146	Fish and seafoods -----	22	41 871	2 371	157	22	41 871	2 371	157	—	—
5147	Meats and meat products -----	29	363 598	17 419	479	25	267 254	16 684	457	4	96 344
5148	Fresh fruits and vegetables -----	38	153 290	14 618	572	35	(D)	(D)	FF	3	(D)
5149	Groceries and related products, n.e.c. -----	149	(D)	(D)	HH	108	284 264	47 491	(D)	41	(D)
515	Farm-product raw materials -----	24	76 335	2 249	207	12	23 738	1 251	76	12	52 597
5153	Grain and field beans -----	4	7 889	430	26	4	7 889	430	26	—	—
5154	Livestock -----	7	35 920	346	73	2	(D)	(D)	AA	5	(D)
5159	Farm-product raw materials, n.e.c. -----	13	32 526	1 473	108	6	(D)	(D)	BB	7	(D)
516	Chemicals and allied products -----	79	183 503	26 786	792	68	142 599	22 884	661	11	40 904
5162	Plastics materials and basic forms and shapes ---	16	37 286	4 033	129	13	(D)	(D)	CC	3	(D)
5169	Chemicals and allied products, n.e.c. -----	63	146 217	22 753	663	55	(D)	(D)	FF	8	(D)
517	Petroleum and petroleum products -----	82	2 291 242	69 250	2 190	69	585 141	41 141	1 713	13	1 706 101
5171	Petroleum bulk stations and terminals -----	61	1 757 640	47 324	1 654	52	(D)	(D)	GG	9	(D)
5172	Petroleum and petroleum products wholesalers, except bulk stations and terminals -----	21	533 602	21 926	536	17	(D)	(D)	EE	4	(D)
518	Beer, wine, and distilled alcoholic beverages -----	62	908 586	73 934	2 030	58	896 972	73 528	2 020	4	11 614
5181	Beer and ale -----	34	646 031	48 838	1 380	33	(D)	(D)	GG	1	(D)
5182	Wine and distilled alcoholic beverages -----	28	262 555	25 096	650	25	(D)	(D)	FF	3	(D)
519	Miscellaneous nondurable goods -----	505	1 873 075	132 783	5 026	368	834 317	87 132	3 731	137	1 038 758
5191	Farm supplies -----	80	158 396	16 410	740	74	136 861	15 803	717	6	21 535
5192	Books, periodicals, and newspapers -----	73	764 376	44 546	1 470	38	125 158	18 637	833	35	639 218
5193	Flowers, nursery stock, and florists' supplies ---	54	62 836	11 628	533	53	(D)	(D)	FF	1	(D)
5194	Tobacco and tobacco products -----	12	360 696	13 984	513	11	(D)	(D)	EE	1	(D)
5198	Paints, varnishes, and supplies -----	79	262 791	16 659	578	16	(D)	(D)	CC	63	(D)
5199	Nondurable goods, n.e.c. -----	207	263 980	29 556	1 192	176	(D)	(D)	GG	31	(D)
WHEELING, WV-OH MSA											
	Wholesale trade -----	231	818 342	55 219	2 710	217	774 074	52 468	2 593	14	44 268
50	Durable goods -----	153	253 058	27 976	1 286	149	(D)	(D)	GG	4	(D)
501	Motor vehicles and motor vehicle parts and supplies -----	40	54 058	6 865	366	40	54 058	6 865	366	—	—
502	Furniture and home furnishings -----	7	10 798	1 546	70	7	10 798	1 546	70	—	—
503	Lumber and other construction materials -----	4	5 033	639	20	4	5 033	639	20	—	—
504	Professional and commercial equipment and supplies -----	24	15 390	2 479	144	22	(D)	(D)	CC	2	(D)
505	Metals and minerals, except petroleum -----	6	29 552	1 170	18	4	(D)	(D)	AA	2	(D)
506	Electrical goods -----	15	42 115	3 695	157	15	42 115	3 695	157	—	—
507	Hardware, and plumbing and heating equipment and supplies -----	16	27 742	3 680	146	16	27 742	3 680	146	—	—
508	Machinery, equipment, and supplies -----	29	42 789	5 797	253	29	42 789	5 797	253	—	—
509	Miscellaneous durable goods -----	12	25 581	2 105	112	12	25 581	2 105	112	—	—
51	Nondurable goods -----	78	565 284	27 243	1 424	68	(D)	(D)	GG	10	(D)
511	Paper and paper products -----	14	12 899	1 872	94	10	7 679	1 260	68	4	5 220
512	Drugs, drug proprietaries, and druggists' sundries ---	2	(D)	(D)	CC	2	(D)	(D)	CC	—	—
513	Apparel, piece goods, and notions -----	2	(D)	(D)	BB	2	(D)	(D)	BB	—	—
514	Groceries and related products -----	23	128 513	12 444	699	22	(D)	(D)	FF	1	(D)
515	Farm-product raw materials -----	5	16 443	247	44	2	(D)	(D)	AA	3	(D)
516	Chemicals and allied products -----	1	(D)	(D)	AA	1	(D)	(D)	AA	—	—
517	Petroleum and petroleum products -----	12	54 982	1 924	112	11	(D)	(D)	CC	1	(D)
518	Beer, wine, and distilled alcoholic beverages -----	5	19 799	2 319	71	5	19 799	2 319	71	—	—
519	Miscellaneous nondurable goods -----	14	(D)	(D)	CC	13	(D)	(D)	CC	1	(D)

Table 8. Summary Statistics for the Area Outside Metropolitan Areas: 1992

[For meaning of abbreviations and symbols, see introductory text. For explanation of terms and comparability of 1987 and 1992 censuses, see appendix A. For definitions of CMSA's, MSA's, and PMSA's, see appendix D]

SIC code	Kind of business	Estab-lish-ments (number)	Sales (\$1,000)	Annual payroll (\$1,000)	Paid employees for pay period including March 12 (number)	Merchant wholesalers			Other operating types		
						Estab-lish-ments (number)	Sales (\$1,000)	Annual payroll (\$1,000)	Paid employees for pay period including March 12 (number)	Estab-lish-ments (number)	Sales (\$1,000)
	Wholesale trade -----	1 180	2 830 759	209 619	9 942	1 067	(D)	(D)	II	113	(D)
50	Durable goods -----	779	(D)	(D)	II	722	(D)	(D)	II	57	(D)
501	Motor vehicles and motor vehicle parts and supplies -----	203	(D)	(D)	GG	193	225 040	27 306	1 419	10	(D)
5012	Automobiles and other motor vehicles -----	18	(D)	(D)	EE	17	(D)	(D)	CC	1	(D)
5013	Motor vehicle supplies and new parts -----	141	(D)	(D)	FF	132	(D)	(D)	FF	9	(D)
5014	Tires and tubes -----	26	(D)	(D)	EE	26	(D)	(D)	EE	-	-
5015	Motor vehicle parts, used -----	18	(D)	(D)	BB	18	(D)	(D)	BB	-	-
502	Furniture and homefurnishings -----	13	(D)	(D)	BB	12	(D)	(D)	BB	1	(D)
5021	Furniture -----	7	(D)	(D)	BB	6	(D)	(D)	BB	1	(D)
5023	Homefurnishings -----	6	(D)	(D)	BB	6	(D)	(D)	BB	-	-
503	Lumber and other construction materials -----	31	(D)	(D)	EE	30	(D)	(D)	EE	1	(D)
5031	Lumber, plywood, millwork, and wood panels -----	18	60 390	3 915	EE	17	(D)	(D)	CC	1	(D)
5032	Brick, stone, and related construction materials -----	5	(D)	(D)	BB	5	(D)	(D)	BB	-	-
5033	Roofing, siding, and insulation materials -----	2	(D)	(D)	AA	2	(D)	(D)	AA	-	-
5039	Construction materials, n.e.c. -----	6	(D)	(D)	BB	6	(D)	(D)	BB	-	-
504	Professional and commercial equipment and supplies -----	58	(D)	(D)	EE	53	(D)	(D)	EE	5	(D)
5043	Photographic equipment and supplies -----	-	-	-	-	-	-	-	-	-	-
5044	Office equipment -----	14	(D)	(D)	CC	11	10 368	1 861	110	3	(D)
5045	Computers and computer peripheral equipment and software -----	16	(D)	(D)	BB	15	(D)	(D)	BB	1	(D)
5046	Commercial equipment, n.e.c. -----	9	(D)	(D)	BB	9	(D)	(D)	BB	-	-
5047	Medical, dental, and hospital equipment and supplies -----	16	(D)	(D)	CC	16	(D)	(D)	CC	-	-
5048	Ophthalmic goods -----	-	-	-	-	-	-	-	-	-	-
5049	Professional equipment and supplies, n.e.c. -----	3	(D)	(D)	AA	2	(D)	(D)	AA	1	(D)
505	Metals and minerals, except petroleum -----	55	480 563	13 105	409	46	(D)	(D)	EE	9	(D)
5051	Metals service centers and offices -----	21	41 731	3 810	177	16	(D)	(D)	CC	5	(D)
5052	Coal and other minerals and ores -----	34	438 832	9 295	232	30	(D)	(D)	CC	4	(D)
506	Electrical goods -----	58	98 088	8 967	374	54	(D)	(D)	EE	4	(D)
5063	Electrical apparatus and equipment, wiring supplies, and construction materials -----	38	84 117	7 236	293	35	(D)	(D)	EE	3	(D)
5064	Electrical appliances, television and radio sets -----	1	(D)	(D)	AA	1	(D)	(D)	AA	-	-
5065	Electronic parts and equipment, n.e.c. -----	19	(D)	(D)	BB	18	(D)	(D)	BB	1	(D)
507	Hardware, and plumbing and heating equipment and supplies -----	44	(D)	(D)	EE	42	(D)	(D)	EE	2	(D)
5072	Hardware -----	18	16 231	1 980	145	17	(D)	(D)	CC	1	(D)
5074	Plumbing and heating equipment and supplies (hydronics) -----	20	(D)	(D)	CC	20	(D)	(D)	CC	-	-
5075	Warm air heating and air-conditioning equipment and supplies -----	5	(D)	(D)	BB	4	(D)	(D)	BB	1	(D)
5078	Refrigeration equipment and supplies -----	1	(D)	(D)	AA	1	(D)	(D)	AA	-	-
508	Machinery, equipment, and supplies -----	248	575 705	57 163	2 338	225	(D)	(D)	GG	23	(D)
5082	Construction and mining (except petroleum) machinery and equipment -----	93	357 708	32 014	1 164	77	(D)	(D)	FF	16	(D)
5083	Farm and garden machinery and equipment -----	27	28 595	2 499	177	27	28 595	2 499	177	-	-
5084	Industrial machinery and equipment -----	62	91 961	11 374	470	57	(D)	(D)	EE	5	(D)
5085	Industrial supplies -----	42	79 132	8 459	344	42	79 132	8 459	344	-	-
5087	Service establishment equipment and supplies -----	21	(D)	(D)	CC	20	(D)	(D)	CC	1	(D)
5088	Transportation equipment and supplies, except motor vehicles -----	3	(D)	(D)	BB	2	(D)	(D)	BB	1	(D)
509	Miscellaneous durable goods -----	69	(D)	(D)	EE	67	(D)	(D)	EE	2	(D)
5091	Sporting and recreational goods and supplies -----	6	(D)	(D)	BB	6	(D)	(D)	BB	-	-
5092	Toys and hobby goods and supplies -----	2	(D)	(D)	BB	2	(D)	(D)	BB	-	-
5093	Scrap and waste materials -----	33	110 703	4 334	264	33	110 703	4 334	264	-	-
5094	Jewelry, watches, precious stones, and precious metals -----	2	(D)	(D)	AA	1	(D)	(D)	AA	1	(D)
5099	Durable goods, n.e.c. -----	26	(D)	(D)	CC	25	(D)	(D)	CC	1	(D)
51	Nondurable goods -----	401	(D)	(D)	HH	345	(D)	(D)	HH	56	(D)
511	Paper and paper products -----	28	30 817	5 286	270	25	(D)	(D)	CC	3	(D)
5111	Printing and writing paper -----	2	(D)	(D)	BB	2	(D)	(D)	BB	-	-
5112	Stationery and office supplies -----	22	(D)	(D)	CC	19	(D)	(D)	CC	3	(D)
5113	Industrial and personal service paper -----	4	(D)	(D)	CC	4	(D)	(D)	CC	-	-
512	Drugs, drug proprietaries, and druggists' sundries -----	8	(D)	(D)	BB	8	(D)	(D)	BB	-	-
5122	Drugs, drug proprietaries, and druggists' sundries -----	8	(D)	(D)	BB	8	(D)	(D)	BB	-	-
513	Apparel, piece goods, and notions -----	5	(D)	(D)	BB	5	(D)	(D)	BB	-	-
5131	Piece goods, notions, and other dry goods -----	3	(D)	(D)	AA	3	(D)	(D)	AA	-	-
5136	Men's and boys' clothing and furnishings -----	-	-	-	-	-	-	-	-	-	-
5137	Women's, children's, and infants' clothing and accessories -----	2	(D)	(D)	AA	2	(D)	(D)	AA	-	-
5139	Footwear -----	-	-	-	-	-	-	-	-	-	-
514	Groceries and related products -----	84	(D)	(D)	FF	58	(D)	(D)	FF	26	(D)
5141	Groceries, general line -----	9	(D)	(D)	CC	9	(D)	(D)	CC	-	-
5142	Packaged frozen foods -----	1	(D)	(D)	AA	1	(D)	(D)	AA	-	-
5143	Dairy products, except dried or canned -----	12	(D)	(D)	CC	6	(D)	(D)	AA	6	(D)
5144	Poultry and poultry products -----	-	-	-	-	-	-	-	-	-	-
5145	Confectionery -----	7	(D)	(D)	BB	7	(D)	(D)	BB	-	-

Table 8. Summary Statistics for the Area Outside Metropolitan Areas: 1992 —Con.

[For meaning of abbreviations and symbols, see introductory text. For explanation of terms and comparability of 1987 and 1992 censuses, see appendix A. For definitions of CMSA's, MSA's, and PMSA's, see appendix D]

SIC code	Kind of business	Estab-lish-ments (number)	Sales (\$1,000)	Annual payroll (\$1,000)	Paid employees for pay period including March 12 (number)	Merchant wholesalers				Other operating types	
						Estab-lish-ments (number)	Sales (\$1,000)	Annual payroll (\$1,000)	Paid employees for pay period including March 12 (number)	Estab-lish-ments (number)	Sales (\$1,000)
Wholesale trade —Con.											
51	Nondurable goods —Con.										
514	Groceries and related products —Con.										
5146	Fish and seafoods	1	(D)	(D)	AA	1	(D)	(D)	AA	—	—
5147	Meats and meat products	5	(D)	(D)	CC	5	(D)	(D)	CC	—	—
5148	Fresh fruits and vegetables	8	(D)	(D)	BB	8	(D)	(D)	BB	—	—
5149	Groceries and related products, n.e.c.	41	115 040	11 966	456	21	18 571	1 708	110	20	96 469
515	Farm-product raw materials	18	49 170	595	93	9	(D)	(D)	AA	9	(D)
5153	Grain and field beans	2	(D)	(D)	AA	2	(D)	(D)	AA	—	—
5154	Livestock	14	(D)	(D)	BB	5	(D)	(D)	AA	9	(D)
5159	Farm-product raw materials, n.e.c.	2	(D)	(D)	AA	2	(D)	(D)	AA	—	—
516	Chemicals and allied products	33	(D)	(D)	EE	26	(D)	(D)	CC	7	(D)
5162	Plastics materials and basic forms and shapes ...	1	(D)	(D)	AA	1	(D)	(D)	AA	—	—
5169	Chemicals and allied products, n.e.c.	32	(D)	(D)	EE	25	(D)	(D)	CC	7	(D)
517	Petroleum and petroleum products	83	457 573	17 776	906	73	(D)	(D)	FF	10	(D)
5171	Petroleum bulk stations and terminals	64	431 287	15 923	817	56	(D)	(D)	FF	8	(D)
5172	Petroleum and petroleum products wholesalers, except bulk stations and terminals	19	26 286	1 853	89	17	(D)	(D)	BB	2	(D)
518	Beer, wine, and distilled alcoholic beverages	31	(D)	(D)	EE	31	(D)	(D)	EE	—	—
5181	Beer and ale	28	(D)	(D)	EE	28	(D)	(D)	EE	—	—
5182	Wine and distilled alcoholic beverages	3	(D)	(D)	BB	3	(D)	(D)	BB	—	—
519	Miscellaneous nondurable goods	111	(D)	(D)	FF	110	(D)	(D)	FF	1	(D)
5191	Farm supplies	66	(D)	(D)	EE	66	(D)	(D)	EE	—	—
5192	Books, periodicals, and newspapers	8	(D)	(D)	BB	8	(D)	(D)	BB	—	—
5193	Flowers, nursery stock, and florists' supplies	6	(D)	(D)	BB	6	(D)	(D)	BB	—	—
5194	Tobacco and tobacco products	16	56 488	2 215	122	16	56 488	2 215	122	—	—
5198	Paints, varnishes, and supplies	3	(D)	(D)	AA	3	(D)	(D)	AA	—	—
5199	Nondurable goods, n.e.c.	12	(D)	(D)	BB	11	(D)	(D)	BB	1	(D)

Table 9. Places With 2,500 Inhabitants or More Ranked by Volume of Sales: 1992

[For meaning of abbreviations and symbols, see introductory text. For explanation of terms and comparability of 1987 and 1992 censuses, see appendix A. For information on geographic areas followed by ▲, see appendix F]

Geographic area	Rank ¹	Sales (\$1,000)	Cumulative		Geographic area	Rank ¹	Sales (\$1,000)	Cumulative	
			Sales (\$1,000)	Percent of State total				Sales (\$1,000)	Percent of State total
West Virginia	(X)	7 842 599	7 842 599	100.0	West Virginia —Con.				
Charleston	1	972 715	972 715	12.4	Buckhannon	26	20 984	4 974 005	63.4
Parkersburg	2	686 135	1 658 850	21.2	Weston	27	13 739	4 987 744	63.6
Huntington ▲	3	681 778	2 340 628	29.8	Oak Hill	28	12 687	5 000 431	63.8
Wheeling ▲	4	571 708	2 912 336	37.1	New Martinsville	29	8 298	5 008 729	63.9
Martinsburg	5	534 194	3 446 530	43.9	Ravenswood	30	7 567	5 016 296	64.0
Beckley	6	149 997	3 596 527	45.9	Keyser	31	6 183	5 022 479	64.0
Clarksburg	7	143 352	3 739 879	47.7	Moundsville	32	5 700	5 028 179	64.1
South Charleston	8	135 300	3 875 179	49.4	Charles Town	33	4 638	5 032 817	64.2
Fairmont	9	130 228	4 005 407	51.1	Westover	34	3 903	5 036 720	64.2
Hurricane	10	106 186	4 111 593	52.4	Corporation of Ranson	35	3 162	5 039 882	64.3
Bluefield	11	104 367	4 215 960	53.8	Grafton	36	2 591	5 042 473	64.3
Nitro ▲	12	103 814	4 319 774	55.1	White Sulphur Springs	37	1 279	5 043 752	64.3
Elkins	13	99 032	4 418 806	56.3	Philippi	38	855	5 044 607	64.3
Morgantown	14	72 040	4 490 846	57.3	Paden City ▲	(X)	—	5 044 607	64.3
Princeton	15	66 543	4 557 389	58.1	Bethlehem	(X)	—	5 044 607	64.3
Dunbar	16	63 779	4 621 168	58.9	Chester	(X)	(D)	(X)	(X)
Weirton ▲	17	56 125	4 677 293	59.6	Follansbee	(X)	(D)	(X)	(X)
Bridgeport	18	54 764	4 732 057	60.3	Hinton	(X)	(D)	(X)	(X)
Kenova	19	40 181	4 772 238	60.9	Kingwood	(X)	(D)	(X)	(X)
St. Albans	20	38 556	4 810 794	61.3	Madison	(X)	(D)	(X)	(X)
Lewisburg	21	34 151	4 844 945	61.8	Point Pleasant	(X)	(D)	(X)	(X)
Williamson	22	29 495	4 874 440	62.2	Richwood	(X)	(D)	(X)	(X)
Summersville	23	28 346	4 902 786	62.5	Ripley	(X)	(D)	(X)	(X)
Vienna	24	26 023	4 928 809	62.8	Shinnston	(X)	(D)	(X)	(X)
Barboursville	25	24 212	4 953 021	63.2	Welch	(X)	(D)	(X)	(X)
					Wellsburg	(X)	(D)	(X)	(X)
					Williamstown	(X)	(D)	(X)	(X)

¹Places with suppressed sales (if applicable) are listed at end of table rather than by rank to avoid disclosing data for individual companies.

Table 10. Counties Ranked by Volume of Sales: 1992

[For meaning of abbreviations and symbols, see introductory text. For explanation of terms and comparability of 1987 and 1992 censuses, see appendix A. For information on geographic areas followed by ▲, see appendix F]

Geographic area	Rank ¹	Sales (\$1,000)	Cumulative		Geographic area	Rank ¹	Sales (\$1,000)	Cumulative	
			Sales (\$1,000)	Percent of State total				Sales (\$1,000)	Percent of State total
West Virginia -----	(X)	7 842 599	7 842 599	100.0	West Virginia—Con.				
Kanawha -----	1	1 539 968	1 539 968	19.6	Hancock -----	26	33 151	6 800 316	86.7
Cabell -----	2	948 100	2 488 068	31.7	Braxton -----	27	31 248	6 831 564	87.1
Wood -----	3	811 191	3 299 259	42.1	Wyoming -----	28	30 434	6 861 998	87.5
Ohio -----	4	588 027	3 887 286	49.6	Brooke -----	29	28 772	6 890 770	87.9
Harrison -----	5	353 890	4 241 176	54.1	Hardy -----	30	27 534	6 918 304	88.2
					Roane -----	31	25 472	6 943 776	88.5
Raleigh -----	6	310 955	4 552 131	58.0	Wetzel -----	32	23 593	6 967 369	88.8
Monongalia -----	7	307 573	4 859 704	62.0	Mineral -----	33	23 077	6 990 446	89.1
Putnam -----	8	263 104	5 122 808	65.3	Summers -----	34	18 346	7 008 792	89.4
Mercer -----	9	257 438	5 380 246	68.6	Grant -----	35	17 225	7 026 017	89.6
Marion -----	10	194 842	5 575 088	71.1	Morgan -----	36	15 863	7 041 880	89.8
					Monroe -----	37	14 478	7 056 358	90.0
Logan -----	11	118 296	5 693 384	72.6	Hampshire -----	38	13 461	7 069 819	90.1
Mingo -----	12	117 558	5 810 942	74.1	Webster -----	39	11 434	7 081 253	90.3
Randolph -----	13	111 086	5 922 028	75.5	Pocahontas -----	40	9 919	7 091 172	90.4
Boone -----	14	110 130	6 032 158	76.9	Lincoln -----	41	9 802	7 100 974	90.5
Wayne -----	15	103 422	6 135 580	78.2	Pendleton -----	42	9 435	7 110 409	90.7
					Taylor -----	43	8 981	7 119 390	90.8
Mason -----	16	91 472	6 227 052	79.4	Ritchie -----	44	8 675	7 128 065	90.9
McDowell -----	17	83 996	6 311 048	80.5	Barbour -----	45	7 052	7 135 117	91.0
Greenbrier -----	18	78 858	6 389 906	81.5	Gilmer -----	46	6 390	7 141 507	91.1
Marshall -----	19	72 526	6 462 432	82.4	Pleasants -----	47	3 182	7 144 689	91.1
Preston -----	20	60 086	6 522 518	83.2	Berkeley -----	(X)	(D)	(X)	(X)
					Calhoun -----	(X)	(D)	(X)	(X)
Jackson -----	21	57 336	6 579 854	83.9	Clay -----	(X)	(D)	(X)	(X)
Fayette -----	22	56 540	6 636 394	84.6	Doddridge -----	(X)	(D)	(X)	(X)
Nicholas -----	23	48 564	6 684 958	85.2	Jefferson -----	(X)	(D)	(X)	(X)
Upshur -----	24	48 422	6 733 380	85.9	Tucker -----	(X)	(D)	(X)	(X)
Lewis -----	25	33 785	6 767 165	86.3	Tyler -----	(X)	(D)	(X)	(X)
					Wirt -----	(X)	(D)	(X)	(X)

¹Counties with suppressed sales (if applicable) are listed at end of table rather than by rank to avoid disclosing data for individual companies.

Appendix A.

General Explanation

CENSUS COVERAGE AND METHODOLOGY

Structure and method of enumeration. All wholesale firms that had at least one quarter of payroll in 1992 were included in the census of wholesale trade and were mailed either a regular census form or a short form designed to collect basic data and classification information only. The coverage and the method of obtaining census information from each follow:

1. Large companies, i.e., all multiunit firms and all single unit firms above the payroll size cutoff established to separate large from small employers, and a 10-percent sample of the small employers were mailed the appropriate 1992 Census of Distributive Trades establishment report forms. Although the payroll cutoff varied by kind of business, small employers generally included firms with one to three employees and represented about 10 percent of total wholesale sales. For the large companies, a report of company organization is conducted periodically to identify firms which operated establishments at more than one location and to obtain information on payroll and mid-March employment at each location. The 1991 Report of Company Organization was used as a coverage check in the census. In the 1992 Census, all multiestablishment firms were asked to notify the Census Bureau of any establishments for which a form was not received. Report forms were subsequently provided to the firms for these establishments.
2. Small companies other than those included in the 10-percent sample described above were mailed the short forms, which did not include questions on sales by commodity lines and employment by principal activity.

Method of classifying kinds of business. Establishments receiving the regular census forms were classified on the basis of their answers to questions on sales by commodity lines and other inquiries. Those that received short forms were classified on the basis of their self-designation and answers to other inquiries.

COMPARABILITY OF THE 1987 AND 1992 CENSUSES

The 1987 and 1992 censuses were conducted under similar conditions and procedures except for the following:

Classifications. In both 1992 and 1987, classifications are based on the *1987 Standard Industrial Classification (SIC) Manual*.¹ As a result of a later clarification in 1992, the sale of industrial controls has been classified in electrical apparatus and equipment, wiring supplies, and construction materials (SIC 5063) as it was in 1982 and all previous censuses. In 1987, the sale of industrial controls was classified in industrial machinery and equipment (SIC 5084).

Geographic areas. The boundaries of a number of areas for which data are shown in the 1992 census are not the same as in the 1987 census because of annexations; other boundary changes; and redefinitions of metropolitan statistical areas (MSA's), primary metropolitan statistical areas (PMSA's), and consolidated metropolitan statistical areas (CMSA's).² In addition, data for consolidated cities are included in the 1992 census.

Data for special economic urban areas (SEUA's) with 10,000 inhabitants or more in Michigan, Minnesota, New York, and Wisconsin qualified for publication in the 1992 census. This included townships in Michigan and Minnesota and towns in New York and Wisconsin. However, Minnesota did not have any townships that met the publication criteria.

EXPLANATION OF TERMS

Establishments. An establishment is a single physical location at which business is conducted. It is not necessarily identical with a company or enterprise, which may consist of one establishment or more. Census of wholesale trade figures represent a summary of reports for individual establishments rather than companies. For cases where a census report was received, separate information was obtained for each location where business was conducted. When administrative records of other Federal agencies were used instead of a census report, no information was available on the number of locations operated. Estimates of this number were derived from a sample and are provided in the wholesale trade report, *Miscellaneous*

¹*Standard Industrial Classification Manual: 1987.* For sale by Superintendent of Documents, U.S. Government Printing Office, Washington, DC 20402. Stock No. 041-001-00314-2.

²Newly defined metropolitan areas (MA's) were announced by the Office of Management and Budget (OMB) effective June 30, 1993.

Subjects (WC92-S-4). Each wholesale establishment was tabulated according to the physical location at which the business was conducted. The count of establishments represents the number in business at any time during 1992. Appendix G provides a comparison of the number of establishments active any time during the year versus the number in business at the end of the year.

When two activities or more were carried on at a single location under a single ownership, all activities generally were grouped together as a single establishment. The entire establishment was classified on the basis of its major activity and all data for it were included in that classification. However, when distinct and separate economic activities (for which different industry classification codes were appropriate) were conducted at a single location under a single ownership, and when conditions prescribed by the SIC manual for recognizing the existence of more than one establishment were met, separate establishment reports for each of the different activities were obtained in the census.

Firms. A firm is a business organization or entity consisting of one domestic establishment (location) or more under common ownership or control. All establishments of subsidiary firms are included as part of the owning or controlling firm. For the economic census, the terms "firm" and "company" are synonymous.

Sales. Sales include merchandise sold for cash or credit at wholesale and retail by establishments primarily engaged in wholesale trade; receipts from rental or leasing of vehicles, equipment, instruments, tools, etc.; receipts for delivery, installation, maintenance, repair, alteration, storage, and other services; and gasoline, liquor, tobacco, and other excise taxes which are paid by the manufacturer and passed on to the wholesaler.

Sales are net after deductions for refunds and allowances for merchandise returned by customers. Trade-in allowances are not deducted from total sales. Total sales do not include carrying or other credit charges; sales (or other) taxes collected from customers and forwarded to taxing authorities; and nonoperating income from such sources as investments, rental or sale of real estate, etc.

Sales in this report do not include wholesale sales made by manufacturers, retailers, service establishments, or other businesses whose primary activity is other than wholesale trade. They do include receipts other than from the sale of merchandise at wholesale, e.g., service receipts, retail sales, etc., by establishments primarily engaged in wholesale trade.

Sales figures include sales of all establishments in business at any time during the year. Sales shown for agents and brokers represented the value of the goods involved in the transactions rather than the commissions received or earnings.

Annual payroll. Payroll includes all forms of compensation such as salaries, wages, commissions, bonuses, vacation allowances, sick-leave pay, employee contributions to

qualified pension plans, and the value of payments in kind (e.g., free meals and lodgings) paid during the year to all employees. For corporations, payroll includes amounts paid to officers and executives; for unincorporated businesses, it does not include profit or other compensation of proprietors or partners. Payroll is reported before deductions for social security, income tax, insurance, union dues, etc. This definition of payroll is the same as that used on Internal Revenue Service (IRS) form 941.

First quarter payroll. This item consists of payroll, as defined above, paid to persons employed at any time during the quarter January to March 1992.

Paid employees for pay period including March 12. Paid employees consist of the full- and part-time employees, including salaried officers and executives of corporations, who were on the payroll during the pay period including March 12. Included are employees on paid sick leave, paid holidays, and paid vacations; not included are proprietors and partners of unincorporated businesses. The definition of paid employees is the same as that used on IRS form 941.

1992 and 1991 inventories. Inventories consist of stocks of merchandise for sale at the end of 1992 and 1991. They were reported on an ownership basis; all merchandise owned by reporting establishments is included, even though some may be held by others for sale on consignment. Goods held by the reporting establishment, but owned by others, are not included. Data for 1992 and 1991 inventories LIFO composition are published in the 1992 Census of Wholesale Trade report, *Miscellaneous Subjects (WC92-S-4)*.

Operating expenses. Operating expenses include payroll as well as overhead expenses of the establishment. They do not include the cost of goods sold; income or excise taxes; or withdrawals by proprietors or partners of unincorporated businesses.

Auxiliary establishments. Each company included in this census was asked to identify and separately report auxiliary locations whose primary functions were to manage, administer, service, or support the activities of the other establishments of the company. Data presented in this report do not include auxiliary establishments. Data for auxiliaries are presented in a subsequent report issued as part of the 1992 Enterprise Statistics reports.

KIND-OF-BUSINESS CLASSIFICATIONS

Wholesale trade, major groups 50 and 51 in the 1987 SIC manual, includes establishments primarily engaged in selling merchandise to retailers; to industrial, commercial, institutional, farm, or professional business users; or to other wholesalers; or acting as agents or brokers in buying merchandise for or selling merchandise to such persons or companies.

The principal types of establishments included are:

1. Merchant wholesalers who take title to the goods they sell, such as wholesale merchants or jobbers, industrial distributors, voluntary group wholesalers, drop shippers, retailer cooperative warehouses, terminal elevators, and cooperative buying associations.
2. Manufacturers' sales branches and offices (but not retail stores) maintained by manufacturing or mining enterprises apart from their plants or mines for the purpose of marketing their products. Sales branches and offices located at plants are included when separate records are available.
3. Agents, brokers, and commission merchants who buy or sell products owned by others on a commission or agency basis.

Establishments primarily engaged in the wholesale distribution of used products are classified on the basis of the product sold. Establishments primarily engaged in selling merchandise to contractors are included in wholesale trade, with the exception of lumber yards and paint, glass, and wallpaper stores. These exceptions are classified in retail trade if they consider themselves retail, sell to the general public, and their sales to contractors and the general public is more than half their total sales.

Establishments covered by the census were assigned kind-of-business classifications according to the industry classifications defined in the 1987 SIC manual. When a more detailed classification than defined in the SIC manual was needed, additional kinds-of-business were identified within an SIC industry.

Kind-of-business classifications are not interchangeable with commodity classifications, because most businesses sell several kinds of commodities. The kind-of-business code assigned generally reflects either the individual commodity or the commodity group which is the primary source of the establishment's receipts, or some mixture of commodities which characterizes the establishment's business. Thus, the classification of establishments by kind of business does not make it possible to determine either the number of establishments handling a particular commodity or the sales of that commodity. For example, the groceries and related products classification excludes establishments selling food if the sale of food is not the primary source of receipts; moreover, even though establishments are classified as groceries and related products, some of their receipts may be derived from the sale of nonfood products. Information on the extent to which commodities are handled by different kinds of business is available in the 1992 Census of Wholesale Trade report, *Commodity Line Sales* (WC92-S-3). Descriptions of the 1992 Census of Wholesale Trade kind-of-business classifications follow:

Durable Goods (SIC Major Group 50)

This major group includes establishments primarily engaged in the wholesale distribution of durable goods.

Motor vehicles and motor vehicle parts and supplies (SIC 501)

Automobiles and other motor vehicles (SIC 5012). Establishments primarily engaged in the wholesale distribution of new and used passenger automobiles, trucks, trailers, and other motor vehicles, including motorcycles, motor homes, and snowmobiles. Automobile distributors primarily engaged in selling at retail to individual customers for personal use, and also selling a limited amount of new and used passenger automobiles and trucks at wholesale, are classified in Retail Trade, Industry 5511.

SIC 5012 is subdivided in some tables into—

1. Automobile, light trucks, motorcycles, busses and recreational vehicles.
 - a. Automobiles and motorcycles.
 - b. Buses and recreational vehicles.
 - c. Light trucks and vans (14,000 lb or less).
2. Medium and heavy trucks and tractors (over 14,000 lb).
 - a. Medium trucks (14,001 to 26,000 lb).
 - b. Heavy trucks and tractors (over 26,000 lb).

Motor vehicle supplies and new parts (SIC 5013). Establishments primarily engaged in the wholesale distribution of motor vehicle supplies, accessories, tools, and equipment; and new motor vehicle parts.

SIC 5013 is subdivided in some tables into—

1. Motor vehicle supplies and new parts—warehouse distributors.
2. Motor vehicle supplies and new parts—jobbers.
3. Petroleum products marketing equipment.

Tires and tubes (SIC 5014). Establishments primarily engaged in the wholesale distribution of tires and tubes for passenger and commercial vehicles.

Motor vehicle parts, used (SIC 5015). Establishments primarily engaged in the wholesale distribution at wholesale or retail of used motor vehicle parts. This industry includes establishments primarily engaged in dismantling motor vehicles for the purpose of selling parts. Establishments primarily engaged in dismantling motor vehicles for scrap are classified in Industry 5093.

Furniture and homefurnishings (SIC 502)

Furniture (SIC 5021). Establishments primarily engaged in the wholesale distribution of furniture, including bedsprings, mattresses, and other household furniture; office furniture;

and furniture for public parks and buildings. Establishments primarily engaged in the wholesale distribution of partitions, shelving, lockers, and store fixtures are classified in Industry 5046.

SIC 5021 is subdivided in some tables into—

1. Household and lawn furniture.
2. Office and business furniture.

Homefurnishings (SIC 5023). Establishments primarily engaged in the wholesale distribution of homefurnishings and housewares, including antiques; china; glassware and earthenware; lamps (including electric), curtains and draperies; linens and towels; and carpets, linoleum, and all other types of hard and soft surface floor coverings. Establishments primarily engaged in the wholesale distribution of other electrical household goods are classified in Industry 5064, and those distributing precious metal flatware are classified in Industry 5094.

SIC 5023 is subdivided in some tables into—

1. Household china, glassware, and crockery.
2. Linens, domestics, draperies, and curtains.
3. Floor coverings.
4. Other homefurnishings.

Lumber and other construction materials (SIC 503)

Lumber, plywood, millwork and wood panels (SIC 5031). Establishments, with or without yards, primarily engaged in the wholesale distribution of rough, dressed, and finished lumber (but not timber); plywood; reconstituted wood fiber products; doors and windows and their frames (all materials); wood fencing; and other wood or metal millwork.

SIC 5031 is subdivided in some tables into—

1. Lumber—without yard.
2. Lumber—with yard.
3. Plywood, millwork, and wood panels

Brick, stone, and related construction materials (SIC 5032). Establishments primarily engaged in the wholesale distribution of stone, cement, lime construction sand, and gravel; brick (except refractory); asphalt and concrete mixtures; and concrete, stone, and structural clay products (other than refractories). Distributors of industrial sand and of refractory materials are classified in Industry 5085. Establishments primarily engaged in producing ready-mixed concrete are classified in Manufacturing, Industry 3273.

SIC 5032 is subdivided in some tables into—

1. Brick, block, tile, clay/cement sewer pipe.
2. Sand, gravel, and stone.
3. Cement, lime, and related products.

Roofing, siding, and insulation materials (SIC 5033). Establishments primarily engaged in the wholesale distribution of roofing, siding (except wood), and insulation materials.

Construction materials, n.e.c. (SIC 5039). Establishments primarily engaged in the wholesale distribution of mobile homes and of construction materials, not elsewhere classified, including prefabricated buildings and glass. Establishments selling construction materials to the general public and known as retail in the trade are classified in Retail Trade, Industry 5211. Establishments primarily engaged in marketing heavy structural metal products are classified in Industry 5051.

SIC 5039 is subdivided in some tables into—

1. Flat glass and other construction glass.
2. Other construction materials.

Professional and commercial equipment and supplies (SIC 504)

Photographic equipment and supplies (SIC 5043). Establishments primarily engaged in the wholesale distribution of photographic equipment and supplies. Establishments primarily engaged in the wholesale distribution of photocopy, microfilm, and similar equipment are classified in Industry 5044.

Office equipment (SIC 5044). Establishments primarily engaged in the wholesale distribution of office machines and related equipment, including photocopy and microfilm equipment, and safes and vaults. These establishments frequently also sell office supplies. However, establishments primarily engaged in wholesaling most office supplies are classified in Industry Group 511. Establishments primarily engaged in wholesaling office furniture are classified in Industry 5021; and those wholesaling computers and peripheral equipment are classified in Industry 5045.

Computers and computer peripheral equipment and software (SIC 5045). Establishments primarily engaged in the wholesale distribution of computers, computer peripheral equipment, and computer software. These establishments frequently may sell related supplies, but establishments primarily engaged in wholesaling supplies are classified according to the individual product (for example, computer paper in Industry 5112). Establishments primarily engaged in the wholesale distribution of modems and other electronic communications equipment are classified in Industry 5065. Establishments primarily engaged in selling computers and computer peripheral equipment and software for other than business or professional use are classified in Retail Trade, Industry 5734.

SIC 5045 is subdivided in some tables into—

1. Computers and peripheral equipment (selling primarily to business customers).

- a. Computers and peripheral equipment sold for resale.
 - b. Computers and peripheral equipment sold for end use.
2. Computer software (prepackaged, off-the-shelf).

Commercial equipment, n.e.c. (SIC 5046). Establishments primarily engaged in the wholesale distribution of commercial and related machines and equipment, not elsewhere classified, such as commercial cooking and food service equipment; partitions, shelving, lockers, and store fixtures; electrical signs; and balances and scales, except laboratory.

SIC 5046 is subdivided in some tables into—

1. Restaurant and hotel equipment and supplies.
2. Store machines and equipment.

Medical, dental, and hospital equipment and supplies (SIC 5047). Establishments primarily engaged in the wholesale distribution of surgical and other medical instruments, apparatus, and equipment; dentist equipment; artificial limbs; operating room and hospital equipment; X-ray machines; and other electromedical equipment and apparatus used by physicians and in hospitals. Also included in this industry are establishments primarily engaged in the wholesale distribution of professional supplies used by medical and dental practitioners.

SIC 5047 is subdivided in some tables into—

1. Medical and hospital equipment.
2. Dental equipment and supplies.

Ophthalmic Goods (SIC 5048). Establishments primarily engaged in the wholesale distribution of professional equipment and goods used, prescribed, or sold by ophthalmologists, optometrists, and opticians, including ophthalmic frames, lenses, and sunglass lenses.

Professional equipment and supplies, n.e.c. (SIC 5049). Establishments primarily engaged in the wholesale distribution of professional equipment and supplies, not elsewhere classified, such as drafting instruments, laboratory equipment, and scientific instruments.

SIC 5049 is subdivided in some tables into—

1. Religious and school supplies.
2. Other professional equipment and supplies, n.e.c. Establishments primarily engaged in selling specialty lines of professional equipment and supplies not mentioned above, such as veterinarian equipment and supplies, drafting supplies, and scientific equipment.

Metals and minerals, except petroleum (SIC 505)

Metals service centers and offices (SIC 5051). Establishments primarily engaged in marketing semifinished metal products, except precious metals. Establishments in

this industry may operate with warehouses (metals service centers) or without warehouses (metals sales offices). Establishments primarily engaged in marketing precious metals are classified in Industry 5092.

SIC 5051 is subdivided in some tables into—

1. Ferrous metals service centers and offices.
 - a. Ferrous metals service centers.
 - b. Ferrous metals sales offices.
2. Nonferrous metals service centers and offices.
 - a. Nonferrous metals service centers.
 - b. Nonferrous metals sales offices.

Coal and other minerals and ores (SIC 5052). Establishments primarily engaged in the wholesale distribution of coal and coke; copper, iron, lead, and other metallic ores, including precious metal ores; and crude nonmetallic minerals (including concentrates), except crude petroleum. Establishments primarily engaged in the wholesale distribution of nonmetallic minerals used in construction, such as sand and gravel, are classified in Industry 5032. Establishments primarily engaged in the wholesale distribution of crude petroleum are classified in Industry Group 517.

SIC 5052 is subdivided in some tables into—

1. Coal.
2. Other minerals and ores.

Electrical goods (SIC 506)

This industry group includes establishments primarily engaged in the wholesale distribution of electrical generating, distributing, and wiring equipment. It also includes household appliances, whether electrically, manually, or mechanically powered. This industry group does not include electrical commercial and industrial machines, in which electricity does the work directly, e.g., heating, turning a shaft, or ionizing a substance, or electrically powered commercial and industrial machines which are classified in Industry Group 504 or 508.

Electrical apparatus and equipment, wiring supplies, and construction materials (SIC 5063). Establishments primarily engaged in the wholesale distribution of electrical power equipment for the generation, transmission, distribution, or control of electric energy; electrical construction materials for outside power transmission lines and for electrical systems and electric light fixtures and bulbs. Construction contractors primarily engaged in installing electrical systems and equipment from their own stock are classified in Construction, Industry 1731.

Electrical appliances, television and radio sets (SIC 5064). Establishments primarily engaged in the wholesale distribution of radio and television receiving sets, other household electronic sound or video equipment, self-contained air-conditioning room units, and household

electrical appliances. Also included are establishments primarily engaged in the wholesale distribution of household gas and electric laundry equipment and refrigerators and freezers.

Electronic parts and equipment, n.e.c. (SIC 5065).

Establishments primarily engaged in the wholesale distribution of electronic parts and electronic communications equipment, not elsewhere classified, such as telephone and telegraph equipment; radio and television broadcasting and communications equipment; and intercommunications equipment. Establishments primarily engaged in the wholesale distribution of radio and television receiving sets, phonographs, CD-players, and other household sound or video equipment are classified in Industry 5064.

SIC 5065 is subdivided in some tables into—

1. Communications equipment.
2. Other electronic parts and equipment.

Hardware, and plumbing and heating equipment and supplies (SIC 507)

Hardware (SIC 5072). Establishments primarily engaged in the wholesale distribution of cutlery and general hardware, including hand saws; saw blades; brads, staples, and tacks; and bolts, nuts, rivets, and screws. Establishments primarily engaged in the wholesale distribution of nails, noninsulated wire, and screening are classified in Industry 5051.

Plumbing and heating equipment and supplies (hydronics) (SIC 5074). Establishments primarily engaged in the wholesale distribution of hydronic plumbing and heating equipment and supplies. Construction contractors primarily engaged in installing plumbing and heating equipment from their own stock are classified in Construction, Industry 1711.

Warm air heating and air-conditioning equipment and supplies (SIC 5075). Establishments primarily engaged in the wholesale distribution of warm air heating and air-conditioning equipment and supplies. Construction contractors primarily engaged in installing warm air heating and air-conditioning equipment are classified in Construction, Industry 1711.

Refrigeration equipment and supplies (SIC 5078). Establishments primarily engaged in the wholesale distribution of refrigeration equipment and supplies. Construction contractors primarily engaged in installation of refrigeration equipment from their own stock are classified in Construction, Industry 1711.

Machinery, equipment, and supplies (SIC 508)

Construction and mining (except petroleum) machinery and equipment (SIC 5082). Establishments primarily engaged in the wholesale distribution of construction or mining cranes, excavating machinery and equipment, power

shovels, road construction and maintenance machinery, tractor-mounting equipment, and other specialized machinery and equipment used in the construction, mining, and logging industries. Establishments engaged in marketing oil well machinery and equipment are classified in Industry 5084.

Farm and garden machinery and equipment (SIC 5083).

Establishments primarily engaged in the wholesale distribution of agricultural machinery and equipment for use in preparation and maintenance of the soil, the planting and harvesting of crops, and other operations and processes pertaining to work on the farm, lawn, or garden; and dairy and other livestock equipment.

SIC 5083 is subdivided in some tables into—

1. Farm machinery and equipment—farm dealers.
2. Farm machinery and equipment—wholesale distributors.
3. Lawn and garden machinery and equipment.

Industrial machinery and equipment (SIC 5084). Establishments primarily engaged in the wholesale distribution of industrial machinery and equipment, not elsewhere classified.

SIC 5084 is subdivided in some tables into—

1. Food-processing machinery and equipment.
2. General-purpose industrial machinery, equipment, and parts.
3. Metalworking machinery and equipment.
4. Materials handling equipment.
5. Oil well, oil refinery, and pipeline machinery, equipment, and supplies.
6. Other industrial machinery and equipment. Establishments primarily engaged in selling special purpose industrial machinery not elsewhere classified, including printing machinery, paper and paper products machinery, smelting and metal refining machinery and equipment, cigar and cigarette machinery, and similar special industry machinery.

Industrial supplies (SIC 5085). Establishments primarily engaged in the wholesale distribution of industrial supplies, not elsewhere classified.

SIC 5085 is subdivided in some tables into—

1. General-line industrial supplies.
2. Mechanical power transmission equipment.
3. Hydraulic and pneumatic (fluid-power) parts, accessories, and supplies.
4. Welding supplies.
5. Industrial containers and supplies.
6. Industrial valves and fittings, except fluid-power.

7. Other industrial supplies—Establishments primarily engaged in selling a specialty line of industrial materials and supplies not elsewhere classified, such as abrasives, mechanical rubber goods, ropes, cordage, and industrial diamonds.

Service establishment equipment and supplies (SIC 5087). Establishments primarily engaged in the wholesale distribution of equipment and supplies for barber shops, beauty parlors, power laundries, dry-cleaning plants, upholsterers, undertakers, and related personal service establishments.

SIC 5087 is subdivided in some tables into—

1. Beauty and barber equipment and supplies.
2. Custodial (janitors') equipment and supplies.
3. Laundry and dry-cleaning equipment and supplies.
4. Other service establishment equipment and supplies—Establishments primarily engaged in selling a specialty line of service establishment supplies, such as upholsterers' equipment and supplies, seamstresses' supplies, tailors' supplies, undertakers' supplies, municipality equipment and supplies, and shoe repair supplies.

Transportation equipment and supplies, except motor vehicles (SIC 5088). Establishments primarily engaged in the wholesale distribution of transportation equipment and supplies. Establishments primarily engaged in the wholesale distribution of motor vehicles and motor vehicle parts are classified in Industry Group 501, and those distributing pleasure boats are classified in Industry 5091.

SIC 5088 is subdivided in some tables into—

1. Aircraft and aeronautical equipment and supplies.
2. Marine machinery, equipment, and supplies.
3. Other transportation equipment and supplies—Establishments primarily engaged in selling equipment and supplies used in the operation, maintenance, and repair of railroads, streetcars, buses, tramways, aerial hoists, and horsedrawn vehicles.

Miscellaneous durable goods (SIC 509)

Sporting and recreational goods and supplies (SIC 5091). Establishments primarily engaged in the wholesale distribution of sporting goods and accessories; billiard and pool supplies; sporting firearms and ammunition; and marine pleasure craft, equipment and supplies. Establishments primarily engaged in the wholesale distribution of motor vehicles and trailers are classified in Industry 5012; those distributing self-propelled golf carts are classified in Industry 5088; and those distributing athletic apparel and footwear are classified in Industry Group 513.

Toys and hobby goods and supplies (SIC 5092). Establishments primarily engaged in the wholesale distribution of games, toys, hobby goods and supplies, and related goods, such as fireworks and playing cards.

Scrap and waste materials (SIC 5093). Establishments primarily engaged in assembling, breaking up, sorting, and wholesale distribution of scrap and waste materials. This industry includes auto wreckers engaged in dismantling automobiles for scrap. However, those engaged in dismantling automobiles for the purpose of selling secondhand parts at retail are classified in Industry 5015.

SIC 5093 is subdivided in some tables into—

1. Iron and steel scrap processors and dealers.
 - a. Iron and steel scrap processors (using power processing equipment).
 - b. Iron and steel scrap dealers (not using power processing equipment).
2. Nonferrous recyclable materials.

Jewelry, watches, precious stones, and precious metals (SIC 5094). Establishments primarily engaged in the wholesale distribution of jewelry, precious stones and metals, costume jewelry, watches, clocks, silverware, and jewelers' findings. Establishments primarily engaged in the wholesale distribution of precious metal ores are classified in Industry 5052.

SIC 5094 is subdivided in some tables into—

1. Jewelry, watches, diamonds, precious stones, and silverware.
2. Precious metals (excluding ores).

Durable goods, n.e.c. (SIC 5099). Establishments primarily engaged in the wholesale distribution of durable goods, not elsewhere classified, such as musical instruments and forest products, except lumber.

SIC 5099 is subdivided in some tables into—

1. Musical instruments and supplies.
2. Forest products, except lumber.
3. General merchandise—durable.
4. Compact disks, prerecorded audio tapes, and phonograph records.
5. Fire extinguishers and fire safety equipment.
6. Other durable goods.

Nondurable Goods (SIC Major Group 51)

This major group includes establishments primarily engaged in the wholesale distribution of nondurable goods.

Paper and paper products (SIC 511)

Printing and writing paper (SIC 5111). Establishments primarily engaged in the wholesale distribution of printing and writing paper, including envelope paper; fine paper; and groundwood paper.

Stationery and office supplies (SIC 5112). Establishments primarily engaged in the wholesale distribution of stationery and office supplies, including computer and photocopy supplies, envelopes, typewriter paper, file cards and folders, pens, pencils, social stationery, and greeting cards.

Industrial and personal service paper (SIC 5113). Establishments primarily engaged in the wholesale distribution of wrapping and other coarse paper, paperboard, and converted paper and related disposable plastic products, such as bags, boxes, dishes, eating utensils, napkins, and shipping supplies.

Drugs, drug proprietaries, and druggists' sundries (SIC 512)

Drugs, drug proprietaries, and druggists' sundries (SIC 5122). Establishments primarily engaged in the wholesale distribution of prescription drugs, proprietary drugs, druggists' sundries, and toiletries. Establishments primarily engaged in the wholesale distribution of surgical, dental, and hospital equipment are classified in Industry 5047.

SIC 5122 is subdivided in some tables into—

1. General-line drugs—These are wholesalers who reported a substantial portion of their sales in "drugs and pharmaceuticals" and a combination of "proprietary (patent) medicines," "cosmetics," "perfumes," and "other toiletries and druggists' sundries."
2. Specialty-line drugs, pharmaceuticals, cosmetics, and toiletries. These are wholesale establishments engaged in selling limited lines among the above products.

Apparel, piece goods, and notions (SIC 513)

Piece goods, notions, and other dry goods (SIC 5131). Establishments primarily engaged in the wholesale distribution of piece goods or yard goods of natural or man-made fibers, notions (sewing and hair accessories, etc.), and other dry goods. Converters who buy fabric goods (except knit goods) in the grey, have them finished on contract, and sell at wholesale are included here. Converters of knit goods are classified in Manufacturing, Industry Group 225. This industry does not include establishments primarily engaged in the wholesale distribution of homefurnishings which are classified in Industry 5023.

SIC 5131 is subdivided in some tables into—

1. Piece goods.
 - a. Piece goods—jobbers.

b. Piece goods—converters.

2. Notions and other dry goods.

Men's and boys' clothing and furnishings (SIC 5136). Establishments primarily engaged in the wholesale distribution of men's and boys' apparel and furnishings, sportswear, hosiery, underwear, nightwear, and work clothing.

Women's, children's, and infants' clothing and accessories (SIC 5137). Establishments primarily engaged in the wholesale distribution of women's, children's, and infants' clothing and accessories, including hosiery, lingerie, millinery, and furs.

Footwear (SIC 5139). Establishments primarily engaged in the wholesale distribution of footwear (including athletic) made of leather, rubber, and other materials.

Groceries and related products (SIC 514)

Groceries, general-line (SIC 5141). Establishments primarily engaged in the wholesale distribution of a general line of groceries. Establishments primarily engaged in roasting coffee, blending tea, or grinding and packaging spices are classified in Manufacturing Major Group 20.

SIC 5141 is subdivided in some tables into—

1. Voluntary.
2. Retail cooperative.
3. Other general-line.

Packaged frozen foods (SIC 5142). Establishments primarily engaged in the wholesale distribution of packaged quick-frozen vegetables, juices, meats, fish, poultry, pastries, and other "deep freeze" products. Establishments primarily engaged in the wholesale distribution of frozen dairy products are classified in Industry 5143, and those distributing frozen poultry, fish, and meat which are not packaged are classified in Industries 5144, 5146, and 5147, respectively.

Dairy products, except dried or canned (SIC 5143). Establishments primarily engaged in the wholesale distribution of dairy products, such as butter, cheese, ice cream and ices, and fluid milk and cream. This industry does not include establishments primarily engaged in pasteurizing and bottling milk, which are classified in Manufacturing, Industry Group 202. Establishments primarily engaged in the wholesale distribution of dried or canned dairy products are classified in Industry 5149.

SIC 5143 is subdivided in some tables into—

1. Raw milk.
2. Dairy products, except raw milk.

Poultry and poultry products (SIC 5144). Establishments primarily engaged in the wholesale distribution of poultry and poultry products, except canned and packaged frozen products. This industry does not include establishments primarily engaged in the killing and dressing of poultry, which are classified in Manufacturing, Industry 2015. Establishments primarily engaged in the wholesale distribution of packaged frozen poultry are classified in Industry 5142, and those distributing canned poultry are classified in Industry 5149.

SIC 5144 is subdivided in some tables into—

1. Live poultry.
2. Poultry and poultry products, except live.

Confectionery (SIC 5145). Establishments primarily engaged in the wholesale distribution of confectionery and related products, such as candy, chewing gum, fountain fruits, salted or roasted nuts, popcorn, fountain syrups, and potato, corn, and similar chips.

Fish and seafoods (SIC 5146). Establishments primarily engaged in the wholesale distribution (but not packaging) of fresh, cured, or frozen fish and seafoods, except canned or packaged frozen. The preparation of fresh or frozen packaged fish and other seafood, and the shucking and packing of fresh oysters in nonsealed containers, are classified in Manufacturing, Industry 2092. Establishments primarily engaged in the wholesale distribution of canned seafood are classified in Industry 5149, and those distributing packaged frozen foods are classified in Industry 5142.

Meats and meat products (SIC 5147). Establishments primarily engaged in the wholesale distribution of fresh, cured, and processed (but not canned) meats and lard. Establishments primarily engaged in the wholesale distribution of frozen packaged meats are classified in Industry 5142, and those distributing canned meats are classified in Industry 5149.

SIC 5147 is subdivided in some tables into—

1. Meats and meat products, except boxed beef.
2. Packaging boxed beef.

Fresh fruits and vegetables (SIC 5148). Establishments primarily engaged in the wholesale distribution of fresh fruits and vegetables.

Groceries and related products, n.e.c. (SIC 5149). Establishments primarily engaged in the wholesale distribution of groceries and related products, not elsewhere classified. Establishments primarily engaged in the wholesale distribution of soft drinks, and in bottling and distributing natural spring and mineral waters, are classified in this industry, but establishments primarily engaged in bottling soft drinks are classified in Manufacturing, Major Group 20. This industry does not include establishments primarily

engaged in the wholesale distribution of farm-product raw materials classified in Industry Group 515, nor those distributing beer, wine, and distilled alcoholic beverages of Industry Group 518.

SIC 5149 is subdivided in some tables into—

1. Coffee, tea, and spices.
2. Bread and baked goods.
3. Soft drinks.
4. Canned goods.
5. Food and beverage basic materials.
6. Other grocery specialties.

Farm-product raw materials (SIC 515)

Grain and field beans (SIC 5153). Establishments primarily engaged in buying and/or marketing grain (such as corn, wheat, oats, barley, and unpolished rice), dry beans, soybeans, and other inedible beans. Country grain elevators primarily engaged in buying or receiving grain from farmers are included, as well as terminal elevators and other merchants marketing grain. Establishments primarily engaged in the wholesale distribution of field and garden seeds are classified in Industry 5191.

Livestock (SIC 5154). Establishments primarily engaged in buying and/or marketing cattle, hogs, sheep, and goats. This industry also includes the operation of livestock auction markets.

Farm-product raw materials, n.e.c. (SIC 5159). Establishments primarily engaged in buying and/or marketing farm products, not elsewhere classified. Establishments primarily engaged in the wholesale distribution of milk are classified in Industry 5143, and those distributing live poultry are classified in Industry 5144.

SIC 5159 is subdivided in some tables into—

1. Hides, skins, and pelts.
2. Leaf tobacco.
3. Wool, wool tops, and mohair.
4. Cotton.
5. Other farm-product raw materials.

Chemicals and allied products (SIC 516)

Plastics materials and basic forms and shapes (SIC 5162). Establishments primarily engaged in the wholesale distribution of plastics materials, and of unsupported plastics film, sheets, sheeting, rods, tubes, and other basic forms and shapes.

Chemicals and allied products, n.e.c. (SIC 5169). Establishments primarily engaged in the wholesale distribution of chemicals and allied products, not elsewhere classified,

such as acids, industrial and heavy chemicals, dyestuffs, industrial salts, rosin, and turpentine. Establishments primarily engaged in the wholesale distribution of ammunition are classified in Industry Group 509; those distributing agricultural chemicals and pesticides are classified in Industry 5191; those distributing drugs are classified in Industry 5122; and those distributing pigments, paints, and varnishes are classified in Industry 5198.

SIC 5169 is subdivided in some tables into—

1. Industrial gases, except LP.
2. Other chemicals and allied products.

Petroleum and petroleum products (SIC 517)

This industry group includes establishments primarily engaged in the wholesale distribution of crude petroleum and petroleum products. Included are establishments primarily engaged in the distribution of liquefied petroleum gas. Establishments primarily engaged in the transmission and/or distribution of natural gas are classified in Utilities, Industry Group 492.

Petroleum bulk stations and terminals (SIC 5171). Establishments primarily engaged in the wholesale distribution of crude petroleum and petroleum products from bulk liquid storage facilities. These establishments have a bulk liquid storage capacity of 10,000 gallons or more.

SIC 5171 is subdivided in some tables into—

1. Petroleum bulk stations and terminals, except LP.
2. Liquefied petroleum gas bulk stations and terminals.

Petroleum and petroleum products wholesalers, except bulk stations and terminals (SIC 5172). Establishments primarily engaged in the wholesale distribution of crude petroleum and petroleum products. These establishments do not have a bulk liquid storage capacity of 10,000 gallons or more. Included are packaged and bottled petroleum products distributors, truck jobbers, and others marketing petroleum and its products at wholesale.

Beer, wine, and distilled alcoholic beverages (SIC 518)

Beer and ale (SIC 5181). Establishments primarily engaged in the wholesale distribution of beer, ale, porter, and other fermented malt beverages.

Wine and distilled alcoholic beverages (SIC 5182). Establishments primarily engaged in the wholesale distribution of distilled spirits, including neutral spirits and ethyl alcohol used in blended wines and distilled liquors.

SIC 5182 is subdivided in some tables into—

1. Wine and distilled alcoholic beverages—licensed.
2. Wine and distilled alcoholic beverages—State operated.

Miscellaneous nondurable goods (SIC 519)

Farm supplies (SIC 5191). Establishments primarily engaged in the wholesale distribution of animal feeds, fertilizers, agricultural chemicals, pesticides, seeds, and other farm supplies, except grains. Establishments primarily engaged in the wholesale distribution of pet food are classified in Industry 5149, and those distributing pet supplies are classified in Industry 5199.

SIC 5191 is subdivided in some tables into—

1. Farm supplies—farm dealers.
2. Farm supplies—wholesale distributors.

Books, periodicals, and newspapers (SIC 5192). Establishments primarily engaged in the wholesale distribution of books, periodicals, and newspapers.

Flowers, nursery stock, and florists' supplies (SIC 5193). Establishments primarily engaged in the wholesale distribution of flowers, nursery stock, and florists' supplies.

Tobacco and tobacco products (SIC 5194). Establishments primarily engaged in the wholesale distribution of tobacco and its products. Leaf tobacco wholesalers are classified in Industry 5159, and establishments primarily engaged in stemming and redrying tobacco are classified in Manufacturing, Industry 2141.

Paints, varnishes, and supplies (SIC 5198). Establishments primarily engaged in the wholesale distribution of paints, varnishes, wallpaper, and supplies. Establishments selling to the general public and known as retail in the trade are classified in Retail Trade, Industry 5231.

Nondurable goods, n.e.c. (SIC 5199). Establishments primarily engaged in the wholesale distribution of nondurable goods, not elsewhere classified, such as art goods, industrial yarns, textile bags, and bagging and burlap.

SIC 5199 is subdivided in some tables into—

1. Art goods.
2. General merchandise—nondurable.
3. Textile bags and bagging.
4. Specialty advertising (sale of merchandise).
5. Other nondurable goods.

TYPE-OF-OPERATION CLASSIFICATIONS

In addition to being classified by kind of business, each wholesale establishment was classified for the census by type of operation according to the ownership of the business, ownership of the goods sold, or character of the principal transactions. Establishments in wholesale trade are grouped into the following three major types of operation and related subgroups:

Merchant wholesalers. Establishments primarily engaged in buying and selling merchandise on their own account. Included here are such types of establishments as wholesale merchants or jobbers, industrial distributors, voluntary group wholesalers, importers, exporters, cash and carry wholesalers, retailer cooperative warehouses, terminal and country grain elevators, farm products assemblers, wholesale cooperative associations, and petroleum bulk plants and terminals operated by nonrefining companies.

Wholesale distributors and jobbers. Establishments primarily engaged in buying and selling merchandise in the domestic market not manufactured by the parent company.

Importers. Establishments buying and selling goods at wholesale on their own account, whose principal source of purchases was foreign.

Exporters. Establishments primarily engaged in purchasing goods in the United States and selling them to foreign customers.

Terminal grain elevators. Grain elevators primarily engaged in buying and selling grain received from country grain elevators and grain marketing establishments. They have sizable space for grain storage, and products are received primarily by rail or barge rather than by truck.

Country grain elevators. Grain elevators, cooperative or other, buying and receiving grain directly from farmers by truck and selling at wholesale.

Assemblers of farm products, except country grain elevators. Establishments primarily engaged in purchasing directly from farmers and assembling and marketing farm products at wholesale.

Manufacturers' sales branches and offices. Establishments maintained by manufacturing, refining, and mining companies apart from their plants or mines for marketing their products at wholesale. Branch stores selling to household consumers and individual users are classified in retail trade. Sales branches and offices located at plants and administrative offices are included when separate records are available.

Manufacturers' sales branches. A branch with a stock of merchandise for sale. Included are refiner—marketers owned and operated by petroleum refining companies primarily for marketing their products.

Manufacturers' sales offices. An office without a stock of merchandise for sale.

Agents, brokers, and commission merchants. Establishments whose operators are in business for themselves and are primarily engaged in selling or buying goods for others. Included here are such types of operations as auction companies, import agents, export agents, selling agents, merchandise brokers, and commission merchants. "Sales" as shown in census publications for agents, brokers, and commission merchants represent the gross sales (or purchase) value of the goods in the transactions negotiated.

Auction companies. Wholesale establishments primarily engaged in selling merchandise on an agency basis by auction.

Brokers (representing buyers or sellers). Wholesale establishments primarily engaged in selling or buying merchandise in the domestic market on a brokerage basis but not receiving the goods on consignment.

Commission merchants. Wholesale establishments operating in the domestic market receiving goods for sale on consignment.

Import agents. Merchandise agents and brokers in the domestic market buying merchandise from or selling merchandise for foreign firms.

Export agents. Merchandise agents and brokers in the domestic market selling to or buying for foreign customers.

Manufacturers' agents. Wholesale establishments in the domestic market selling for a limited number of manufacturers on a continuing agency basis.



Appendix C. Kind-of-Business Titles and Reporting-Form Numbers

[Listed below are wholesale kind-of-business titles and their corresponding reporting-form numbers. Requests for copies of any of these forms, including the inquiries used to classify establishment by kind of business, should be directed to the Services Division, Bureau of the Census, Washington, DC 20233]

SIC code	Title	Standard form CB-	Short form CB-	SIC code	Title	Standard form CB-	Short form CB-
DURABLE GOODS				DURABLE GOODS—Con.			
501	Motor vehicles and motor vehicle parts and supplies:			509	Miscellaneous durable goods:		
5012	Automobiles and other motor vehicles -----	5012	5003	5091	Sporting and recreational goods and supplies -----	5091	5003
5013	Motor vehicle supplies and new parts -----	5013	5003	5092	Toys and hobby goods and supplies -----	5091	5003
5014	Tires and tubes -----	5013	5003	5093	Scrap and waste materials -----	5093	5003
5015	Motor vehicle parts, used -----	5013	5003	5094	Jewelry, watches, precious stones, and precious metals -----	5094	5003
				5099	Durable goods, n.e.c. -----	5099	5003
DURABLE GOODS				NONDURABLE GOODS			
502	Furniture and homefurnishings:			511	Paper and paper products:		
5021	Furniture -----	5020	5001	5111	Printing and writing paper -----	5110	5102
5023	Homefurnishings -----	5020	5001	5112	Stationery and office supplies -----	5110	5102
				5113	Industrial and personal service paper -----	5110	5102
503	Lumber and other construction materials:			512	Drugs, drug proprietaries, and druggists' sundries:		
5031	Lumber, plywood, millwork, and wood panels -----	5030	5001	5122	Drugs, drug proprietaries, and druggists' sundries -----	5122	5102
5032	Brick, stone, and related construction materials -----	5030	5001				
5033	Roofing, siding, and insulation materials -----	5030	5001				
5039	Construction materials, n.e.c. -----	5030	5001	513	Apparel, piece goods, and notions:		
				5131	Piece goods, notions, and other dry goods -----	5131	5102
504	Professional and commercial equipment and supplies:			5136	Men's and boys' clothing and furnishings -----	5136	5102
5043	Photographic equipment and supplies -----	5043	5003	5137	Women's, children's, and infants' clothing and accessories -----	5136	5102
5044	Office equipment -----	5045	5002	5139	Footwear -----	5136	5102
5045	Computers and computer peripheral equipment and software -----	5045	5002				
5046	Commercial equipment, n.e.c. -----	5043	5002	514	Groceries and related products:		
5047	Medical, dental, and hospital equipment and supplies -----	5047	5002	5141	Groceries, general line -----	5141	5101
5048	Ophthalmic goods -----	5047	5002	5142	Packaged frozen foods -----	5142	5101
5049	Professional equipment and supplies, n.e.c. -----	5047	5002	5143	Dairy products, except dried or canned -----	5143	5101
				5144	Poultry and poultry products -----	5144	5101
				5145	Confectionery -----	5145	5101
				5146	Fish and seafoods -----	5146	5101
505	Metals and minerals, except petroleum:			5147	Meats and meat products -----	5147	5101
5051	Metals service centers and offices -----	5051	5003	5148	Fresh fruits and vegetables -----	5148	5101
5052	Coal and other minerals and ores -----	5052	5003	5149	Groceries and related products, n.e.c. -----	5141	5101
				515	Farm-product raw materials:		
506	Electrical goods:			5153	Grain and field beans -----	5150	5103
5063	Electrical apparatus and equipment, wiring supplies, and construction materials -----	5060	5001	5154	Livestock -----	5150	5103
				5159	Farm-product raw materials, n.e.c. -----	5150	5103
5064	Electrical appliances, television and radio sets -----	5060	5001				
5065	Electronic parts and equipment, n.e.c. -----	5060	5001	516	Chemicals and allied products:		
				5162	Plastics materials and basic forms and shapes -----	5160	5102
				5169	Chemicals and allied products, n.e.c. -----	5160	5102
507	Hardware, and plumbing and heating equipment and supplies:			517	Petroleum and petroleum products:		
5072	Hardware -----	5070	5001	5171	Petroleum bulk stations and terminals -----	5170	1NA
5074	Plumbing and heating equipment and supplies (hydronics) -----	5070	5001	5172	Petroleum and petroleum products wholesalers, except bulk stations and terminals -----	5170	1NA
5075	Warm air heating and air-conditioning equipment and supplies -----	5070	5001				
5078	Refrigeration equipment and supplies -----	5070	5001	518	Beer, wine, and distilled alcoholic beverages:		
				5181	Beer and ale -----	5180	5103
				5182	Wine and distilled alcoholic beverages -----	5180	5103
508	Machinery, equipment, and supplies:			519	Miscellaneous nondurable goods:		
5082	Construction and mining (except petroleum) machinery and equipment -----	5082	5002	5191	Farm supplies -----	5191	5102
5083	Farm and garden machinery and equipment -----	5083	5002	5192	Books, periodicals, and newspapers -----	5192	5102
5084	Industrial machinery and equipment -----	5084	5002	5193	Flowers, nursery stock, and florists' supplies -----	5192	5102
5085	Industrial supplies -----	5085	5002	5194	Tobacco and tobacco products -----	5194	5102
5087	Service establishment equipment and supplies -----	5087	5002	5198	Paints, varnishes, and supplies -----	5198	5102
5088	Transportation equipment and supplies, except motor vehicles -----	5088	5002	5199	Nondurable goods, n.e.c. -----	5199	5102

¹Petroleum wholesalers were all sent form CB-5170.

Appendix D. Metropolitan Areas

(Titles and definitions shown for MSA's, CMSA's, and PMSA's are those established by the Office of Management and Budget, as of June 30, 1993)

WEST VIRGINIA

Charleston, WV MSA

Kanawha County, WV
Putnam County, WV

Cumberland, MD-WV MSA (part)

Allegany County, MD
Mineral County, WV

Huntington-Ashland, WV-KY-OH MSA

Boyd County, KY
Carter County, KY
Greenup County, KY
Lawrence County, OH
Cabell County, WV
Wayne County, WV

Parkersburg-Marietta, WV-OH MSA

Washington County, OH
Wood County, WV

Steubenville-Weirton, OH-WV MSA

Jefferson County, OH
Brooke County, WV
Hancock County, WV

Washington, DC-MD-VA-WV PMSA—see Washington-Baltimore, DC-MD-VA-WV CMSA

Washington-Baltimore, DC-MD-VA-WV CMSA

Baltimore, MD PMSA
Anne Arundel County, MD
Baltimore County, MD
Carroll County, MD
Harford County, MD
Howard County, MD
Queen Anne's County, MD
Baltimore city, MD

Washington-Baltimore, DC-MD-VA-WV CMSA—Con.

Hagerstown, MD PMSA
Washington County, MD
Washington, DC-MD-VA-WV PMSA
District of Columbia, DC
Calvert County, MD
Charles County, MD
Frederick County, MD
Montgomery County, MD
Prince George's County, MD
Arlington County, VA
Clarke County, VA
Culpeper County, VA
Fairfax County, VA
Fauquier County, VA
King George County, VA
Loudoun County, VA
Prince William County, VA
Spotsylvania County, VA
Stafford County, VA
Warren County, VA
Alexandria city, VA
Fairfax city, VA
Falls Church city, VA
Fredericksburg city, VA
Manassas city, VA
Manassas Park city, VA
Berkeley County, WV
Jefferson County, WV

Wheeling, WV-OH MSA

Belmont County, OH
Marshall County, WV
Ohio County, WV

Appendix E.

Percent of Sales Data Based on Administrative Records and Estimation for the State: 1992

[For meaning of abbreviations and symbols and for more information on reliability of data, see introductory text. For explanation of terms and comparability of 1987 and 1992 censuses, see appendix A]

SIC code	Kind of business	Percent of sales† —		SIC code	Kind of business	Percent of sales‡ —	
		From administrative records ¹	Estimated ²			From administrative records ¹	Estimated ²
	Wholesale trade -----	3.8	3.1		Wholesale trade —Con.		
50	Durable goods -----	3.2	3.4	50	Durable goods —Con.		
				509	Miscellaneous durable goods -----	(D)	(D)
				5091	Sporting and recreational goods and supplies -----	12.0	12.8
				5092	Toys and hobby goods and supplies -----	—	—
501	Motor vehicles and motor vehicle parts and supplies -----	1.8	2.8	5093	Scrap and waste materials -----	4.8	1.7
5012	Automobiles and other motor vehicles -----	5.8	—	5094	Jewelry, watches, precious stones, and precious metals -----	11.0	1.2
5013	Motor vehicle supplies and new parts -----	.3	2.4	5099	Durable goods, n.e.c. -----	(D)	(D)
5014	Tires and tubes -----	(D)	(D)				
5015	Motor vehicle parts, used -----	(D)	(D)	51	Nondurable goods -----	4.5	2.8
502	Furniture and homefurnishings -----	(D)	(D)	511	Paper and paper products -----	2.8	.3
5021	Furniture -----	(D)	(D)	5111	Printing and writing paper -----	—	—
5023	Homefurnishings -----	8.6	—	5112	Stationery and office supplies -----	5.2	.7
				5113	Industrial and personal service paper -----	.4	—
503	Lumber and other construction materials -----	6.0	9.0	512	Drugs, drug proprietaries, and druggists' sundries -----	.6	.3
5031	Lumber, plywood, millwork, and wood panels -----	9.6	15.0	5122	Drugs, drug proprietaries, and druggists' sundries -----	.6	.3
5032	Brick, stone, and related construction materials -----	1.7	3.4				
5033	Roofing, siding, and insulation materials -----	—	.9	513	Apparel, piece goods, and notions -----	3.1	26.8
5039	Construction materials, n.e.c. -----	3.2	2.1	5131	Piece goods, notions, and other dry goods -----	(D)	(D)
504	Professional and commercial equipment and supplies -----	4.2	2.4	5136	Men's and boys' clothing and furnishings -----	—	32.4
5043	Photographic equipment and supplies -----	(D)	(D)	5137	Women's, children's, and infants' clothing and accessories -----	(D)	(D)
5044	Office equipment -----	4.0	1.2	5139	Footwear -----	(D)	(D)
5045	Computers and computer peripheral equipment and software -----	4.1	5.2	514	Groceries and related products -----	5.9	2.0
5046	Commercial equipment, n.e.c. -----	7.1	4.4	5141	Groceries, general line -----	1.1	—
5047	Medical, dental, and hospital equipment and supplies -----	5.1	.8	5142	Packaged frozen foods -----	(D)	(D)
5048	Ophthalmic goods -----	(D)	(D)	5143	Dairy products, except dried or canned -----	.1	—
5049	Professional equipment and supplies, n.e.c. -----	.3	—	5144	Poultry and poultry products -----	(D)	(D)
				5145	Confectionery -----	18.7	4.9
505	Metals and minerals, except petroleum -----	1.1	3.6	5146	Fish and seafoods -----	25.0	—
5051	Metals service centers and offices -----	1.8	5.5	5147	Meats and meat products -----	.2	16.3
5052	Coal and other minerals and ores -----	1.0	3.3	5148	Fresh fruits and vegetables -----	39.5	1.1
				5149	Groceries and related products, n.e.c. -----	.6	2.1
506	Electrical goods -----	2.0	4.0	515	Farm-product raw materials -----	1.6	22.9
5063	Electrical apparatus and equipment, wiring supplies, and construction materials -----	1.9	1.1	5153	Grain and field beans -----	(D)	(D)
5064	Electrical appliances, television and radio sets -----	1.0	14.0	5154	Livestock -----	1.0	23.4
5065	Electronic parts and equipment, n.e.c. -----	3.5	10.3	5159	Farm-product raw materials, n.e.c. -----	(D)	(D)
507	Hardware, and plumbing and heating equipment and supplies -----	8.1	3.8	516	Chemicals and allied products -----	1.1	.7
5072	Hardware -----	.5	1.7	5162	Plastics materials and basic forms and shapes -----	(D)	(D)
5074	Plumbing and heating equipment and supplies (hydronics) -----	14.3	4.7	5169	Chemicals and allied products, n.e.c. -----	(D)	(D)
5075	Warm air heating and air-conditioning equipment and supplies -----	4.0	4.5	517	Petroleum and petroleum products -----	5.3	6.0
5078	Refrigeration equipment and supplies -----	7.3	—	5171	Petroleum bulk stations and terminals -----	3.6	5.7
				5172	Petroleum and petroleum products wholesalers, except bulk stations and terminals -----	19.4	8.6
508	Machinery, equipment, and supplies -----	3.9	2.5	518	Beer, wine, and distilled alcoholic beverages -----	.5	—
5082	Construction and mining (except petroleum) machinery and equipment -----	3.9	1.5	5181	Beer and ale -----	.4	—
5083	Farm and garden machinery and equipment -----	13.0	1.7	5182	Wine and distilled alcoholic beverages -----	.8	—
5084	Industrial machinery and equipment -----	3.1	3.5	519	Miscellaneous nondurable goods -----	10.5	2.6
5085	Industrial supplies -----	1.9	4.3	5191	Farm supplies -----	7.9	5.4
5087	Service establishment equipment and supplies -----	15.5	3.3	5192	Books, periodicals, and newspapers -----	6.9	5.0
5088	Transportation equipment and supplies, except motor vehicles -----	1.7	—	5193	Flowers, nursery stock, and florists' supplies -----	3.9	3.2
				5194	Tobacco and tobacco products -----	12.9	—
				5198	Paints, varnishes, and supplies -----	4.1	.5
				5199	Nondurable goods, n.e.c. -----	5.2	15.0

¹Includes sales information obtained from administrative records of other Federal agencies.

²Includes sales information which was imputed based on historic company ratios or administrative records, or on industry averages.

Appendix F. Geographic Notes

WEST VIRGINIA

Huntington is in Cabell and Wayne Counties.

Nitro is in Kanawha and Putnam Counties.

Paden City is in Tyler and Wetzel Counties.

Weirton is in Brooke and Hancock Counties.

Wheeling is in Marshall and Ohio Counties.

Appendix G.

Establishments in Business Any Time During Year and Establishments in Business at End of Year for the State: 1992 and 1987

[For meaning of abbreviations and symbols, see introductory text. For explanation of terms and comparability of 1987 and 1992 censuses, see appendix A]

SIC code	Kind of business	Establishments in business —			
		Any time during year		At end of year	
		1992	1987	1992	1987
	Wholesale trade	2 427	2 444	2 274	2 313
50	Durable goods	1 678	1 646	1 573	1 553
501	Motor vehicles and automotive parts and supplies	366	370	347	348
5012	Automobiles and other motor vehicles	39	24	38	23
5013	Motor vehicle supplies and new parts	232	258	219	247
5014	Tires and tubes	48	54	46	48
5015	Motor vehicle parts, used	47	34	44	30
502	Furniture and homefurnishings	47	42	45	41
5021	Furniture	26	22	25	22
5023	Homefurnishings	21	20	20	19
503	Lumber and other construction materials	90	102	84	98
5031	Lumber, plywood, millwork, and wood panels	42	39	38	36
5032	Brick, stone, and related construction materials	18	22	17	21
5033	Roofing, siding, and insulation materials	12	12	11	12
5039	Construction materials, n.e.c.	18	29	18	29
504	Professional and commercial equipment and supplies	190	205	177	190
5043	Photographic equipment and supplies	1	2	1	2
5044	Office equipment	56	66	54	62
5045	Computers and computer peripheral equipment and software	55	46	51	45
5046	Commercial equipment, n.e.c.	20	26	17	25
5047	Medical, dental, and hospital equipment and supplies	41	40	38	35
5048	Ophthalmic goods	4	10	3	9
5049	Professional equipment and supplies, n.e.c.	13	15	13	12
505	Metals and minerals, except petroleum	93	92	83	82
5051	Metals service centers and offices	41	39	40	33
5052	Coal and other minerals and ores	52	53	43	49
506	Electrical goods	162	139	154	133
5063	Electrical apparatus and equipment, wiring supplies, and construction materials	98	92	95	86
5064	Electrical appliances, television and radio sets	10	12	9	12
5065	Electronic parts and equipment, n.e.c.	54	35	50	35
507	Hardware, and plumbing and heating equipment and supplies	119	109	114	102
5072	Hardware	35	26	32	24
5074	Plumbing and heating equipment and supplies (hydronics)	46	48	44	46
5075	Warm air heating and air-conditioning equipment and supplies	29	25	29	23
5078	Refrigeration equipment and supplies	9	10	9	9
508	Machinery, equipment, and supplies	469	453	443	431
5082	Construction and mining (except petroleum) machinery and equipment	135	129	126	117
5083	Farm and garden machinery and equipment	40	46	37	43
5084	Industrial machinery and equipment	132	132	126	129
5085	Industrial supplies	107	102	103	100
5087	Service establishment equipment and supplies	49	40	45	38
5088	Transportation equipment and supplies, except motor vehicles	6	4	6	4
509	Miscellaneous durable goods	142	134	126	128
5091	Sporting and recreational goods and supplies	21	19	20	19
5092	Toys and hobby goods and supplies	7	7	7	6
5093	Scrap and waste materials	69	50	60	48
5094	Jewelry, watches, precious stones, and precious metals	5	8	3	7
5099	Durable goods, n.e.c.	40	50	36	48
51	Nondurable goods	749	798	701	760
511	Paper and paper products	74	71	70	65
5111	Printing and writing paper	5	2	5	2
5112	Stationery and office supplies	57	51	54	47
5113	Industrial and personal service paper	12	18	11	16
512	Drugs, drug proprietaries, and druggists sundries	22	20	17	19
5122	Drugs, drug proprietaries, and druggists sundries	22	20	17	19
513	Apparel, piece goods, and notions	17	9	17	9
5131	Piece goods, notions, and other dry goods	4	2	4	2
5136	Men's and boys' clothing and furnishings	8	4	8	4
5137	Women's, children's, and infants' clothing and accessories	4	3	4	3
5139	Footwear	1	—	1	—

SIC code	Kind of business	Establishments in business —			
		Any time during year		At end of year	
		1992	1987	1992	1987
51	Nondurable goods — Con.				
514	Groceries and related products	184	210	171	201
5141	Groceries, general line	27	32	25	29
5142	Packaged frozen foods	6	8	4	8
5143	Dairy products, except dried or canned	18	30	18	29
5144	Poultry and poultry products	2	5	2	5
5145	Confectionery	17	21	16	19
5146	Fish and seafoods	4	1	3	1
5147	Meats and meat products	12	13	12	13
5148	Fresh fruits and vegetables	29	31	28	30
5149	Groceries and related products, n.e.c.	69	69	63	67
515	Farm-product raw materials	23	24	20	23
5153	Grain and field beans	2	1	2	1
5154	Livestock	16	20	14	20
5159	Farm-product raw materials, n.e.c.	5	3	4	2
516	Chemicals and allied products	72	57	70	54
5162	Plastics materials and basic forms and shapes	8	4	8	4
5169	Chemicals and allied products, n.e.c.	64	53	62	50
517	Petroleum and petroleum products	119	153	116	148
5171	Petroleum bulk stations and terminals	87	119	85	115
5172	Petroleum and petroleum products wholesalers, except bulk stations and terminals	32	34	31	33
518	Beer, wine, and distilled alcoholic beverages	54	63	52	61
5181	Beer and ale	46	61	45	59
5182	Wine and distilled alcoholic beverages	8	2	7	2
519	Miscellaneous nondurable goods	184	191	168	180
5191	Farm supplies	87	91	80	85
5192	Books, periodicals, and newspapers	17	15	16	15
5193	Flowers, nursery stock, and florists' supplies	13	11	11	10
5194	Tobacco and tobacco products	24	24	23	24
5198	Paints, varnishes and supplies	13	15	13	14
5199	Nondurable goods, n.e.c.	30	35	25	32

Publication Program

1992 CENSUS OF WHOLESALE TRADE

Publications of the 1992 Census of Wholesale Trade, containing data on wholesale trade establishments with payroll in the United States, are described below. Publications order forms for specific reports may be obtained from any Department of Commerce district office or from Data User Services Division, Customer Services, Bureau of the Census, Washington, DC 20233-8300. The first results were issued in press releases. Final detailed statistics are issued in separate paperbound reports and compact disc-read only memory (CD-ROM).

Final Reports

Geographic area series—52 reports (WC92-A-1 to -52)

A separate paperbound report containing data for establishments with payroll is published for each State, the District of Columbia, and the United States. Each report presents general statistics for establishments with payroll, on number of establishments, sales, payroll, employment, operating expenses, and inventories. At the State level, data also are presented separately for the following types of wholesale operations: merchant wholesalers; manufacturers' sales branches and offices; and agents, brokers, and commission merchants. Less type-of-operation detail is shown below the State level. For States, MA's, and counties and places with 200 wholesale establishments or more, statistics are presented by kind of business. Greater kind-of-business detail is shown for larger areas. In addition, data are shown for all places with 2,500 inhabitants or more and all counties (with no kind-of-business detail). For each State, the District of Columbia, and the United States, 1992 data are provided on sales and employees per establishment, sales and payroll per employee, payroll as a percent of operating expenses, and operating expenses and end-of-year inventories as percentages of sales. Comparative statistics showing percent changes in sales and payroll between 1987 and 1992 also are shown by kind of business.

Subject series—4 reports (WC92-S-1 to -4)

The *Establishment and Firm Size* report (WC92-S-1) presents data for establishments with payroll, based on size of establishment, size of company or firm, and legal form of organization. Establishment statistics are presented by sales size and by employment size; statistics for firms by sales size (including concentration by largest firms), by employment size, and by number of establishments operated (single units and multiunits). Statistics are presented by kind of business on the number of establishments, sales, payroll, and employment for the United States.

The *Measures of Value Produced, Capital Expenditures, Depreciable Assets, and Operating Expenses* report (WC92-S-2) presents data on measures of value produced, capital expenditures, depreciable assets, and operating expenses for firms with payroll

for the United States by major kinds of business. Measures of value produced include gross margin, value added, and net income produced at market prices and factor costs. Operating expenses include annual payroll, supplemental labor costs, purchased services, etc. Sales, purchases, and beginning and ending inventories data also are provided.

The *Commodity Line Sales* report (WC92-S-3) presents data on major categories of commodities sold by wholesale kinds of business for the United States. Data for 15 selected MA's and 15 selected States will be available on electronic media only. Tables present data for each kind of business and show, for each commodity line, the number of establishments handling the line and their sales of the line; the percentage of total sales of the kind of business accounted for by each of the lines carried; and, for establishments actually handling a specific line, the percentage of total sales represented by sales of that line. Summary statistics also are provided for the broad commodity line categories, including counts of establishments and the amount and percentage of the line sold by various kinds of wholesale businesses.

The *Miscellaneous Subjects* report (WC92-S-4) contains data by kind of business on employment by principal activity; sales by class of customer; inventory valuation methods; commissions and gross selling value of business conducted for others by agents and brokers; gross margins, gross profits, and their components; and on petroleum bulk stations and terminals. Data are presented for the United States as a whole; for petroleum bulk stations and terminals, States, and counties.

Electronic Media

All data included in the printed reports are available on CD-ROM. The CD-ROM's provide the same information found in the final reports as well as additional information not published in the final reports, such as commodity line sales data for States (WC92-S-3). Electronic media products are available for users who wish to summarize, rearrange, or process large amounts of data. These products, with corresponding technical documentation, are sold by Data User Services Division, Customer Services, Bureau of the Census, Washington, DC 20233-8300.

OTHER ECONOMIC CENSUS REPORTS

Data on retail trade, service industries, transportation, communications, utilities, financial, insurance, real estate, construction industries, manufactures, mineral industries, enterprise statistics, minority-owned business enterprises, and women-owned businesses also are available from the 1992 Economic Census. A separate series of reports covers the census of outlying areas: Puerto Rico, Virgin Islands of the United States, Guam, and the Northern Marianas. Separate announcements describing these reports are available free of charge from Data User Services Division, Customer Services, Bureau of the Census, Washington, DC 20233-8300.