

1992


Census of

Wholesale Trade

WC92-A-45

GEOGRAPHIC AREA SERIES

Utah



Acknowledgments

Many persons participated in the various activities of the 1992 Census of Wholesale Trade. The overall planning and review of the census operations were performed by the Economic Census Staff of the Economic Planning and Coordination Division.

This report was prepared in the Services Division. **Bobby E. Russell**, Assistant Chief for Census Programs, was responsible for the overall planning, management, and coordination of the census of wholesale trade. Planning and implementation were under the direction of **John R. Trimble**, Chief, Wholesale Census Branch, with primary staff assistance by **Steven L. Barron**, **John L. Vignali**, **Gary E. Swenson**, **Scott P. Handmaker**, **Daniel C. Collier**, **Barbara A. Collier**, **Cary L. Fletcher**, **Dennis R. Johnson**, and **Karen K. Sigmon**.

Systems and procedures for mailout, receipt, correspondence, data input, industry classification, other clerical processing, administrative record processing, quality control, and the associated electronic computer programs, were developed in the Economic Planning and Coordination Division.

Mailout preparation and receipt operations, clerical and analytical review activities, data keying, and geocoding review were performed by the staff of the Data Preparation Division, **Judith N. Petty**, Chief.

Geographic coding procedures and associated computer programs were developed by the staff of the Geography Division.

The computer processing systems were developed and coordinated in the Economic Statistical Methods and Programming Division, **Charles P. Pautler, Jr.**, Chief. **H. Ray Dennis**, Assistant Chief for Business Programs, was responsible for the design and implementation of the computer systems. The computer programs were prepared under the supervision of **Steven G. McCraith**, Chief, Utilities and Financial Census Branch, and **William C. Wester**, Chief, Business Census Branch, assisted by **Dennis P. Kelly**, **Barbara L. Lambert**, **Josephine S. McLaughlin**, **William D. McClain**, **David Wang**, and **David L. Sipes**.

Computer processing was performed in the Computer Services Division, **Marvin D. Raines**, Chief.

The staff of the Administrative and Publications Services Division, **Walter C. Odom**, Chief, performed planning, design, composition, editorial review, and printing planning and procurement for publications and report forms. **Gladys Rea** provided publication coordination and editing.

Special acknowledgment is also due the many businesses whose cooperation has contributed to the publication of these data.

If you have any questions concerning the statistics in this report, call 301-763-5281.

1992 Census of Wholesale Trade

WC92-A-45

GEOGRAPHIC AREA SERIES

Utah

+



+



U.S. Department of Commerce
Ronald H. Brown, Secretary
David J. Barram, Deputy Secretary

Economics and Statistics Administration
Everett M. Ehrlich, Under Secretary
for Economic Affairs

BUREAU OF THE CENSUS
Harry A. Scarr, Acting Director



**Economics and Statistics
Administration**

Everett M. Ehrlich, Under Secretary
for Economic Affairs



BUREAU OF THE CENSUS

Harry A. Scarr, Acting Director

Paula J. Schneider, Principal Associate
Director for Programs

Charles A. Waite, Associate Director for
Economic Programs

Thomas L. Mesenbourg, Assistant Director for
Economic Programs

ECONOMIC PLANNING AND COORDINATION DIVISION

Thomas L. Mesenbourg, Acting Chief

SERVICES DIVISION

Thomas L. Mesenbourg, Acting Chief

Introduction to the Economic Census

PURPOSES AND USES OF THE ECONOMIC CENSUS

The economic census is the major source of facts about the structure and functioning of the Nation's economy. It provides essential information for government, business, industry, and the general public.

The economic census furnishes an important part of the framework for such composite measures as the gross domestic product, input/output measures, production and price indexes, and other statistical series that measure short-term changes in economic conditions.

Policymaking agencies of the Federal Government use the data, especially in monitoring economic activity and providing assistance to business.

State and local governments use the data to assess business activities and tax bases within their jurisdictions and to develop programs to attract business.

Trade associations study trends in their own and competing industries and keep their members informed of market changes.

Individual businesses use the data to locate potential markets and to analyze their own production and sales performance relative to industry or area averages.

AUTHORITY AND SCOPE

Title 13 of the United States Code (sections 131, 191, and 224) directs the Census Bureau to take the economic census every 5 years, covering years ending in 2 and 7. The 1992 Economic Census consists of the following eight censuses:

- Census of Retail Trade
- Census of Wholesale Trade
- Census of Service Industries
- Census of Financial, Insurance, and Real Estate Industries
- Census of Transportation, Communications, and Utilities
- Census of Manufactures
- Census of Mineral Industries
- Census of Construction Industries

Special programs also cover enterprise statistics and minority-owned and women-owned businesses. (The 1992 Census of Agriculture and 1992 Census of Governments are conducted separately.) The next economic census is scheduled to be taken in 1998 covering the year 1997.

AVAILABILITY OF THE DATA

The results of the economic census are available in printed reports for sale by the U.S. Government Printing Office and on compact discs for sale by the Census Bureau. Order forms for all types of products are available on request from Customer Services, Bureau of the Census, Washington, DC 20233-8300. A more complete description of publications being issued from this census is on the inside back cover of this document.

Census facts are also widely disseminated by trade associations, business journals, and newspapers. Volumes containing census statistics are available in most major public and college libraries. Finally, State data centers in every State as well as business and industry data centers in many States also supply economic census statistics.

WHAT'S NEW IN 1992

The 1992 Economic Census covers more of the economy than any previous census. New for 1992 are data on communications, utilities, finance, insurance, and real estate, as well as coverage of more transportation industries. The economic, agriculture, and governments censuses now collectively cover nearly 98 percent of all economic activity.

Among other changes, new 1992 definitions affect the boundaries of about a third of all metropolitan areas. Also, the Survey of Women-Owned Businesses has now been expanded to include all corporations.

HISTORICAL INFORMATION

The economic census has been taken as an integrated program at 5-year intervals since 1967 and before that for 1963, 1958, and 1954. Prior to that time, the individual subcomponents of the economic census were taken separately at varying intervals.

The economic census traces its beginnings to the 1810 Decennial Census, when questions on manufacturing were included with those for population. Coverage of economic activities was expanded for 1840 and subsequent censuses to include mining and some commercial activities. In 1902, Congress established a permanent Census Bureau and directed that a census of manufactures be taken every 5 years. The 1905 Manufactures Census was the first time a census was taken apart from the regular every-10-year population census.

The first census of business was taken in 1930, covering 1929. Initially it covered retail and wholesale trade and construction industries, but it was broadened in 1933 to include some of the service trades.

The 1954 Economic Census was the first census to be fully integrated—providing comparable census data across economic sectors, using consistent time periods, concepts, definitions, classifications, and reporting units. It was the first census to be taken by mail, using lists of firms provided by the administrative records of other Federal agencies. Since 1963, administrative records also have been used to provide basic statistics for very small firms, reducing or eliminating the need to send them census questionnaires. The Enterprise Statistics Program, which publishes combined data from the economic census, was made possible with the implementation of the integrated census program in 1954.

The range of industries covered in the economic censuses has continued to expand. The census of construction industries began on a regular basis in 1967, and the scope of service industries was broadened in 1967, 1977, and 1987. The census of transportation began in 1963 as a set of surveys covering travel, transportation of commodities, and trucks, but expanded in 1987 to cover business establishments in several transportation industries. For 1992, these statistics are incorporated into a broadened census of transportation, communications, and utilities. Also new for 1992 is the census of financial, insurance, and real estate industries. This is part of a gradual expansion in coverage of industries previously subjected to government regulation.

The Survey of Minority-Owned Business Enterprises was first conducted as a special project in 1969 and was incorporated into the economic census in 1972 along with the Survey of Women-Owned Businesses.

An economic census has also been taken in Puerto Rico since 1909, in the Virgin Islands of the United States and Guam since 1958, and in the Commonwealth of the Northern Mariana Islands since 1982.

Statistical reports from the 1987 and earlier censuses provide historical figures for the study of long-term time series and are available in some large libraries. All of the census data published since 1967 are still available for sale on microfiche from the Census Bureau.

AVAILABILITY OF MORE FREQUENT ECONOMIC DATA

While the census provides complete enumerations every 5 years, there are many needs for more frequent data as well. The Census Bureau conducts a number of monthly, quarterly, and annual surveys, with the results appearing in publication series such as Current Business Reports (retail and wholesale trade and service industries), the Annual Survey of Manufactures, Current Industrial Reports, and the Quarterly Financial Report. Most of these surveys, while providing more frequent observations, yield less kind-of-business and geographic detail than the census. The County Business Patterns program offers annual statistics on the number of establishments, employment, and payroll classified by industry within each county.

SOURCES FOR MORE INFORMATION

More information about the scope, coverage, classification system, data items, and publications for each of the economic censuses and related surveys is published in the *Guide to the 1992 Economic Census and Related Statistics*. More information on the methodology, procedures, and history of the census will be published in the *History of the 1992 Economic Census*. Contact Customer Services for information on availability.

Census of Wholesale Trade

GENERAL

The 1992 Census of Wholesale Trade, part of the 1992 Economic Census, covered wholesale trade as defined in the *Standard Industrial Classification Manual: 1987*¹ (SIC). It included all establishments with one or more paid employees primarily engaged in selling merchandise to retailers; other wholesalers; or industrial, commercial, institutional, farm, or professional users. Companies selling products to which they have title, as well as those acting as agents or brokers in buying or selling merchandise to others, are included. The census excluded governmental organizations classified in the covered industries except for wholesale liquor establishments operated by State and local governments.

The basic tabulations in this report do not include data for establishments which are "auxiliary" (primary function is providing a service, such as warehouses) to other establishments within the same organization. Data for auxiliaries are presented in a subsequent report issued as part of the 1992 Enterprise Statistics reports.

Wholesale firms without employees are excluded from the census. In the census of retail trade, the sales of firms with no paid employees are derived from administrative records of other Federal agencies rather than from a direct canvass. These sources proved impractical for wholesale firms without paid employees. In the census of wholesale trade, the sales value is the gross volume of business conducted. Firms which operated wholly or partly on a commission basis must provide both the gross volume of business conducted and commission receipts on census forms. Agents and brokers do not report to other Federal agencies the gross selling value of goods. Moreover, administrative records make no distinction between commission receipts and sales of products by wholesalers.

Appendix A gives a more detailed explanation of census coverage and methodology.

CENSUS DISCLOSURE RULES

In accordance with Federal law governing census reports, no data are published that would disclose the operations of an individual establishment or business. However, the number of establishments in a kind-of-business

classification is not considered a disclosure, therefore, this information may be released even though other information is withheld.

GEOGRAPHIC AREAS COVERED

This report series presents data for the following areas:

1. The United States as a whole.
2. Each State and the District of Columbia
3. Each consolidated metropolitan statistical area (CMSA) and primary metropolitan statistical area (PMSA) defined by the Office of Management and Budget (OMB) as of June 30, 1993. A CMSA is an area used to facilitate the presentation and analysis of data for large concentrations of metropolitan populations. It includes two or more contiguous PMSA's which have a population of at least 1,000,000² and which meet specific criteria of urban character and of social and economic integration.
4. Each metropolitan statistical area (MSA) defined by the OMB as of June 30, 1993. An MSA is an integrated economic and social unit with a population nucleus of at least 50,000 inhabitants.² Each MSA consists of one or more counties meeting standards of metropolitan character; in New England, cities and towns rather than counties are the component geographic units.
5. The area within the State outside metropolitan areas (MA's).
6. Each county or county equivalent.³ Counties are the primary divisions of States, except in Louisiana where they are called parishes and in Alaska where they are called boroughs and census areas. Maryland, Missouri, Nevada, and Virginia have one place or more that is independent of any county organization and constitutes primary divisions of their States. These places are treated as counties and as places.
7. Each consolidated city.³ Consolidated cities are consolidated governments which consists of separately incorporated municipalities.
8. Each municipality of 2,500 inhabitants or more incorporated as a city, borough, village, or town.^{2 3}

¹*Standard Industrial Classification Manual: 1987*. For sale by Superintendent of Documents, U.S. Government Printing Office, Washington, DC 20402. Stock No. 041-001-00314-2.

²According to 1990 Census of Population or subsequent special census.

³Those defined as of January 1, 1992.

For the economic census, boroughs and census areas in Alaska, and boroughs in New York, are not included in this category.

9. Special economic urban areas (SEUA's), which include townships in Michigan, New Jersey, and Pennsylvania and towns in New York, Wisconsin, and the six New England States with 10,000 inhabitants or more.⁴

DOLLAR VALUES

All dollar values presented in this report are expressed in current dollars, i.e., 1992 data are expressed in 1992 dollars and 1987 data in 1987 dollars. Consequently, when making comparisons to prior years, users of the data should consider the inflation that has occurred

RELIABILITY OF DATA

All data compiled in this report originated from either census questionnaires or administrative records of other Federal agencies and, therefore, are not subject to sampling errors. However, the data are subject to nonsampling errors. Nonsampling errors can be attributed to many sources: inability to identify all cases in the actual universe; definition and classification difficulties; differences in the interpretation of questions; errors in recording or coding the data obtained; and other errors of collection, response, coverage, and estimation for missing or misreported data.

The accuracy of these tabulated data is determined by the joint effects of the various nonsampling errors. No direct measurement of these effects has been obtained except for estimation for missing or misreported data; however, precautionary steps were taken in all phases of the collection, processing, and tabulation of the data in an effort to minimize the effects of nonsampling errors.

The Census Bureau obtains on computer tape limited information extracted from administrative records of other Federal agencies. This information is used in conjunction with other information available to the Census Bureau to develop estimates for nonemployers, small employers, and other establishments for which responses were not received in time for publication. For an indication of the extent that data included in these reports were obtained from the administrative records of other Federal agencies and from estimation, rather than reports directly from respondents, see appendix E. Also, see appendix A for a more detailed explanation of census coverage and methodology.

SPECIAL TABULATIONS

Special tabulations of data collected in the 1992 Census of Wholesale Trade may be obtained, depending on availability of time and personnel, on diskette, computer tape,

⁴According to 1990 Census of Population or subsequent special census.

or in tabular form. The data will be in summary form and subject to the same rules prohibiting disclosure of confidential information (including name, address, kind of business, or other data for individual business establishments or companies) as are the regular publications.

Special tabulations are prepared on a cost basis. A request for a cost estimate, as well as exact specifications on the type and format of the data to be provided, should be directed to the Chief, Services Division, Bureau of the Census, Washington, DC 20233.

To discuss a special tabulation before submitting specifications, call 1-800-541-8345.

ABBREVIATIONS AND SYMBOLS

The following abbreviations and symbols are used in this publication:

–	Represents zero.
(D)	Withheld to avoid disclosing data for individual companies; data are included in broader kind-of-business totals.
(IC)	Independent city.
(NA)	Not available.
(NC)	Not comparable.
(X)	Not applicable.
CMSA	Consolidated metropolitan statistical area.
MA	Metropolitan area.
MSA	Metropolitan statistical area.
n.e.c.	Not elsewhere classified.
PMSA	Primary metropolitan statistical area.
pt.	Part.
r	Revised.
SEUA	Standard economic urban area.
SIC	Standard Industrial Classification.

The following symbols are used in this publication to show employment size ranges for employment data that has been withheld to avoid disclosing data for individual companies (employment size range codes are provided for the first time in the 1992 Economic Census):

Symbol	Employment size
AA	0—19
BB	20—99
CC	100—249
EE	250—499
FF	500—999
GG	1,000—2,499
HH	2,500—4,999
II	5,000—9,999
JJ	10,000—24,999
KK	25,000—49,999
LL	50,000—99,999
MM	100,000 or more

Users' Guide for Locating Statistics in This Report by Table Number

Information shown in tables	Table									
	1	2	3	4	5	6	7	8	9	10
GEOGRAPHIC AREAS										
The State	X	X	X						X	X
Metropolitan Areas (MA's) in the State.....							X			
Area of the State not in any MA								X		
Counties in the State				X						X
Places in the State				² X	¹ X	¹ X			² X	
DATA ITEMS³										
Establishments.....	X		X	⁴ X	⁴ X	⁴ X	⁴ X	⁴ X		
Sales	X		X	⁴ X	⁴ X	⁴ X	⁴ X	⁴ X	X	X
Annual payroll	X		X	⁴ X	⁴ X	⁴ X	⁴ X	⁴ X		
First-quarter payroll.....	X									
Paid employees for pay period including March 12, 1992	X		X	⁵ X	⁵ X	⁵ X	⁵ X	⁵ X		
Inventories	X									
Operating expenses	X									
Sales per establishment.....		X								
Sales per employee		X								
Annual payroll per employee.....		X								
Annual payroll as a percent of operating expenses.....		X								
Employees per establishment.....		X								
Operating expenses as a percent of sales		X								
End-of-year inventories as a percent of sales....		X								
1987 to 1992 comparative statistics (sales, payroll, etc.).....			X							
Counties ranked by volume of sales										X
Places ranked by volume of sales.....									² X	

¹Includes areas with 200 wholesale establishments or more.

²Includes places with 2,500 inhabitants or more, according to the 1990 Census of Population.

³See Explanation of Terms, appendix A.

⁴Manufacturers' sales branches and offices, and agents, brokers, and commission merchants are combined and displayed as "other types of operation."

⁵Presented for total and merchant wholesalers only.

Users' Guide for Locating Statistics in the 1992 Census of Wholesale Trade Reports

Report and geographic area	Information shown in reports by kind of business or industry category										
	Number of establishments	Sales (\$1,000)	Payroll (\$1,000)	Number of employees	Inventories (\$1,000)	Operating expenses (\$1,000)	Commodity line sales (\$1,000)	Sales size and employment size ¹	Legal form of organization	Petroleum bulk stations and terminals	Selected topics
GEOGRAPHIC AREA SERIES											
United States	X	X	X	X	X	X	X				
State	X	X	X	X	X	X	X				
MA	X	X	X	X	X						
County	X	X	X	X	X						
Place	X	X	X	X	X						
ESTABLISHMENT AND FIRM SIZE (INCLUDING LEGAL FORM OF ORGANIZATION)											
United States	X	X	² X	² X	² X	² X		X	X		
MEASURES OF VALUE PRODUCED, CAPITAL EXPENDITURES, DEPRECIABLE ASSETS, AND OPERATING EXPENSES											
United States ²		X	X		X	X			X		³ X
COMMODITY LINE SALES											
United States	X	X					X				
State ⁴	X	X					X				
MA ⁴	X	X					X				
MISCELLANEOUS SUBJECTS											
United States	X	X	X	X	X	X				X	⁵ X
State						X				X	
County						X				X	

¹Establishments and firms.

²Merchant wholesalers only.

³Value produced, capital expenditures, depreciable assets, and selected operating expenses detail.

⁴Available on CD ROM only.

⁵Class of customer; employment by principal activity; detailed type of operation; inventory detail; commissions of agents and brokers; and gross margins, gross profits, and their components of merchant wholesalers.

Contents

Utah

[Page numbers listed here omit the prefix that appears as part of the number of each page]

	Page
Introduction to the Economic Census	III
Census of Wholesale Trade	V
Users' Guide for Locating Statistics in This Report by Table Number	VII
Users' Guide for Locating Statistics in the 1992 Census of Wholesale Trade Reports ...	VIII
Summary of Findings	2

FIGURES

1. Percent of Wholesale Sales by Type of Operation: 1992 and 1987	3
2. Wholesale Sales by Industry Group: 1992 and 1987	4
3. Wholesale Employment by Industry Group: 1992 and 1987	5
Maps	6

TABLES

1. Summary Statistics for the State: 1992	7
2. Selected Ratios for the State: 1992	11
3. Comparative Statistics for the State: 1992 and 1987	14
4. Summary Statistics for Counties and for Places With 2,500 Inhabitants or More: 1992	17
5. Summary Statistics for Places With 200 Establishments or More: 1992	19
6. Summary Statistics for Counties With 200 Establishments or More: 1992	21
7. Summary Statistics for Metropolitan Areas: 1992	23
8. Summary Statistics for the Area Outside Metropolitan Areas: 1992	25
9. Places With 2,500 Inhabitants or More Ranked by Volume of Sales: 1992	27
10. Counties Ranked by Volume of Sales: 1992	27

APPENDIXES

A. General Explanation	A-1
B. Sample Report Form and Instructions	B-1
C. Kind-of-Business Titles and Reporting-Form Numbers	C-1
D. Metropolitan Areas	D-1
E. Percent of Sales Data Based on Administrative Records and Estimation for the State: 1992	E-1
F. Geographic Notes	F-1
G. Establishments in Business Any Time During Year and Establishments in Business at End of Year for the State: 1992 and 1987	G-1

Publication Program

Inside back cover

Summary of Findings

Utah had 3,231 wholesale establishments in 1992 with \$15.3 billion in sales. This represents a 9.3 percent increase in wholesale establishments and a 37.7 percent increase in sales over 1987 according to the 1992 Census of Wholesale Trade conducted by the Bureau of the Census, U.S. Department of Commerce.

Merchant wholesalers accounted for 84.5 percent or 2,731 of the total establishments and 64.3 percent or \$9.8 billion of the total sales in 1992 compared with 82.7 percent of the establishments and 63.0 percent of the sales in 1987. Manufacturers' sales branches and offices with 231 establishments and \$3.5 billion in sales and agents, brokers, and commission merchants with 269 establishments and \$2.0 billion in sales made up the rest of the wholesale trade total in 1992.

Petroleum bulk stations and terminals were the largest group of wholesalers by kind of business in terms of sales with \$2.0 billion followed by groceries and related products, n.e.c., wholesalers with \$1.4 billion and general-line groceries wholesalers with \$1.3 billion. Out of 69 kind of business groups, these three accounted for 30.7 percent of the total sales in the State.

Annual payroll for all wholesalers in the State was up from \$718.4 million in 1987 to \$1.0 billion in 1992. Merchant wholesalers had annual payroll of \$778.1 million in 1992 while manufacturers' sales branches and offices recorded \$178.3 million and agents, brokers, and commission merchants had \$48.1 million.

Employment by all wholesalers in Utah as of mid-March 1992 was 39,604, an increase of 15.9 percent since 1987. Merchant wholesalers with 32,738 employees accounted for 82.7 percent of the total wholesale employment in 1992 compared with 82.7 percent in 1987.

Inventories of \$1.3 billion were held at wholesale establishments in the State at the end of 1992. Merchant wholesalers held 80.8 percent of these inventories while manufacturers' sales branches and sales offices held 18.9 percent and agent, brokers, and commission merchants held .3 percent. Inventories of all wholesalers increased during 1992 by 3.7 percent while those of merchant wholesalers increased 4.1 percent.

Payroll per employee in the State averaged \$25.4 thousand for all wholesalers in 1992, an increase of 20.7 percent since 1987. Merchant wholesalers averaged \$23.8 thousand per employee while manufacturers' sales branches and offices was \$38.9 thousand and agents, brokers, and commission merchants were \$21.1 thousand in 1992.

Annual payroll as a percent of operating expenses for all wholesalers increased from 50.4 percent in 1987 to 51.4 percent in 1992. The ratio for merchant wholesalers was 51.9 percent; for manufacturers' sales branches and offices it was 49.3 percent; and for agents, brokers and commission merchants it was 52.1 percent.

Figure 1. **Percent of Wholesale Sales by Type of Operation: 1992 and 1987**
(Percents may not add to 100 because of rounding. For meaning of abbreviations and symbols, see introductory text)

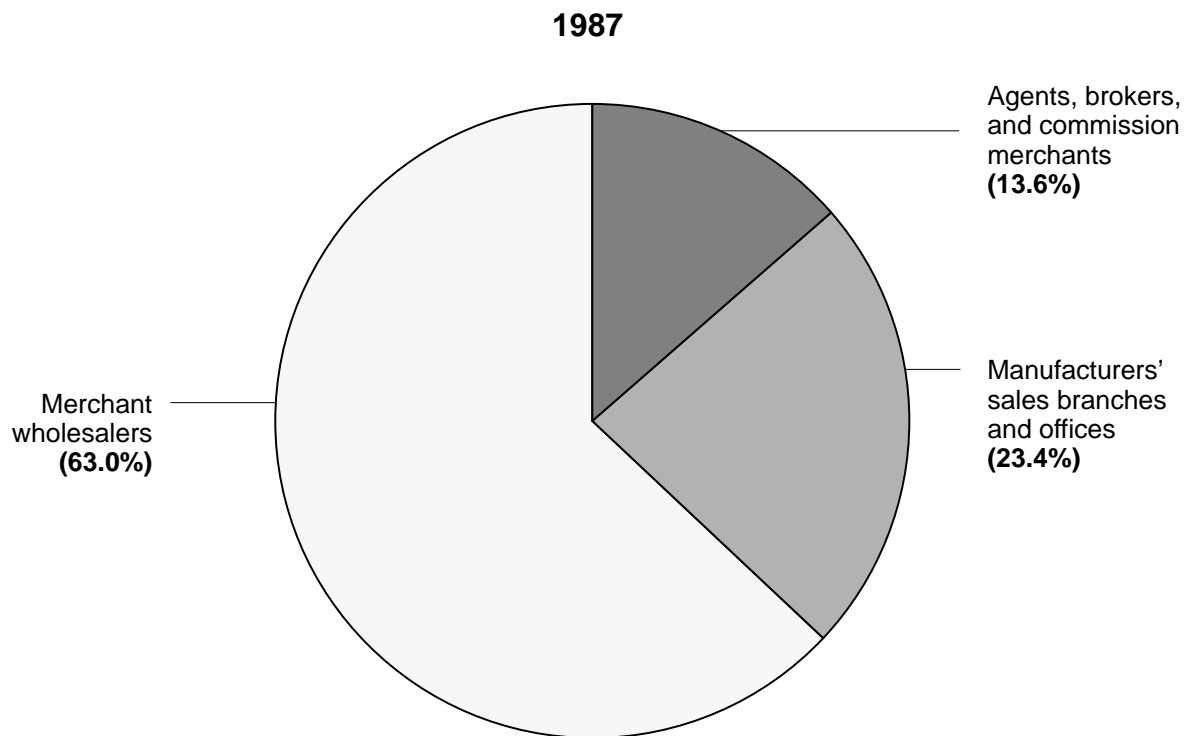
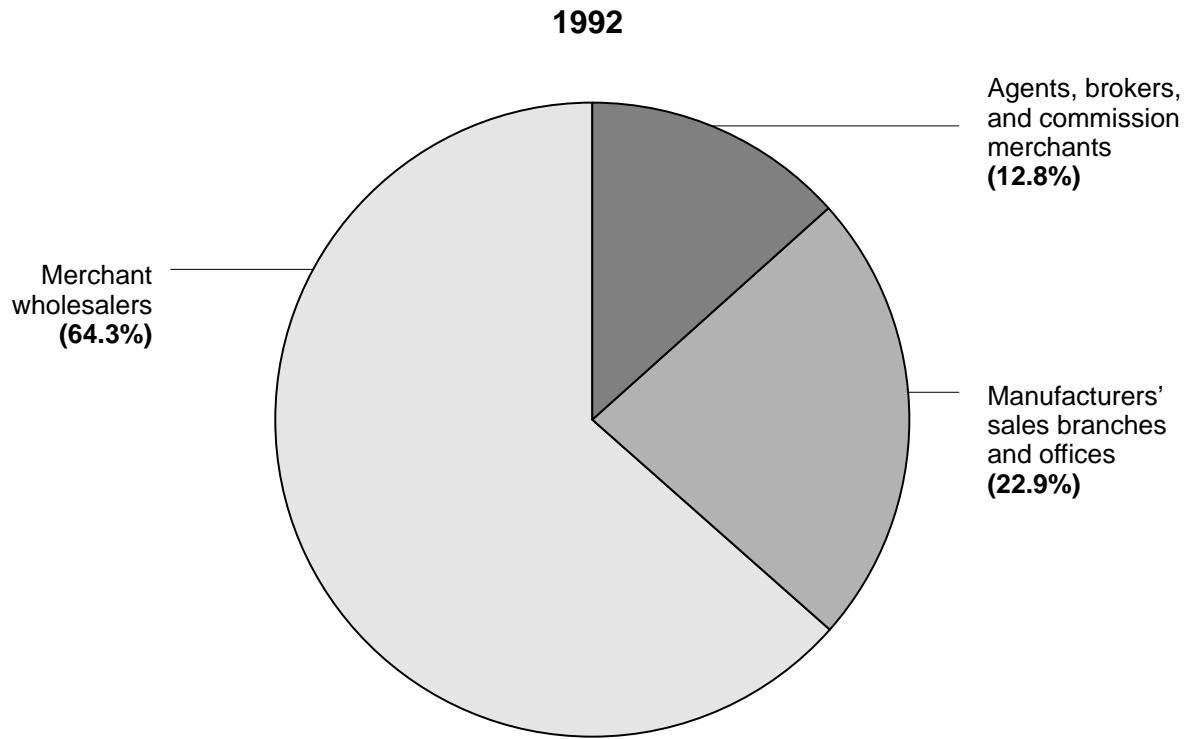




Figure 2. **Wholesale Sales by Industry Group: 1992 and 1987**
(Millions of dollars. For meaning of abbreviations
and symbols, see introductory text)

1992 
1987 

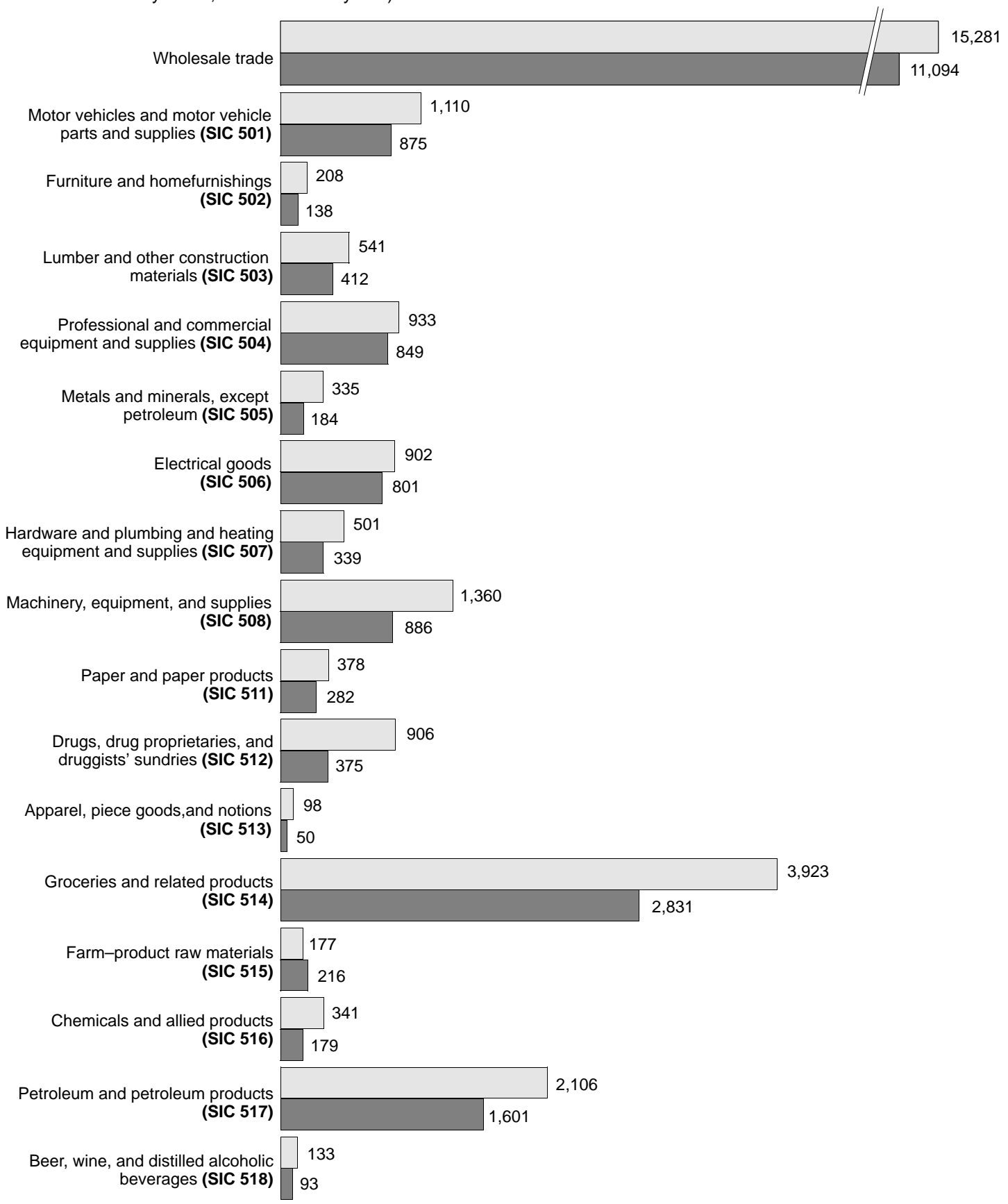


Figure 3. **Wholesale Employment by Industry Group: 1992 and 1987**
 (Number. For meaning of abbreviations and symbols, see introductory text)

1992 
 1987 

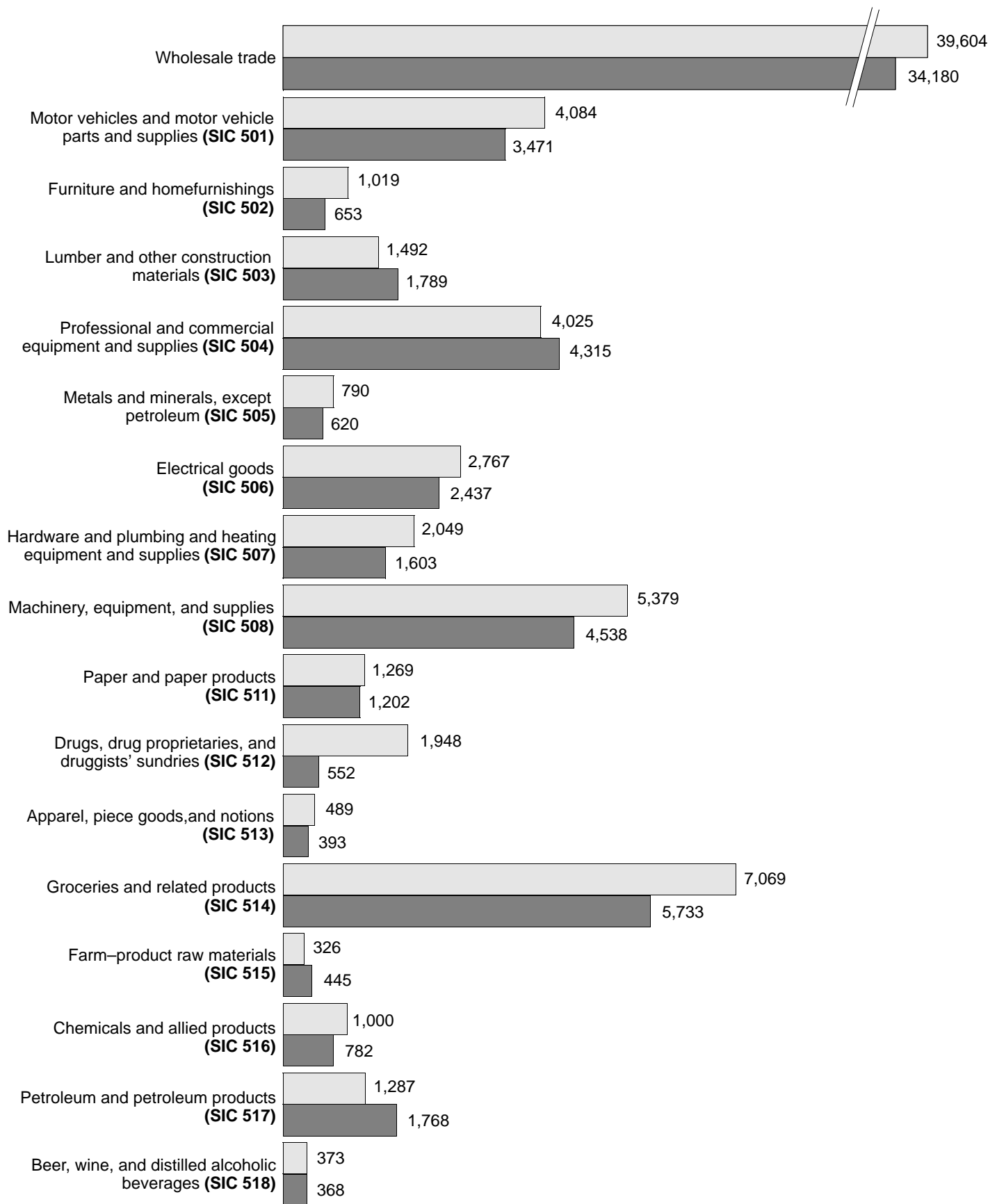




Table 1. Summary Statistics for the State: 1992

[For meaning of abbreviations and symbols, see introductory text. For explanation of terms and comparability of 1987 and 1992 censuses, see appendix A]

SIC code	Type of operation and kind of business	Establishments (number)	Sales (\$1,000)	Annual payroll (\$1,000)	First-quarter payroll (\$1,000)	Paid employees for pay period including March 12 (number)	Operating expenses (\$1,000)	End-of-1991 inventories (\$1,000)	End-of-1992 inventories (\$1,000)
	Wholesale trade -----	3 231	15 281 408	1 004 512	238 549	39 604	1 954 296	1 216 378	1 261 722
	TYPES OF OPERATION								
	Merchant wholesalers -----	2 731	9 820 518	778 117	183 704	32 738	1 500 099	979 857	1 019 901
	Wholesale distributors and jobbers -----	2 642	9 335 597	747 543	176 267	31 426	1 415 433	911 656	954 541
	Importers -----	51	334 168	21 387	5 131	796	66 839	56 811	53 692
	Exporters -----	10	(D)	(D)	(D)	BB	(D)	(D)	(D)
	Terminal grain elevators -----	1	(D)	(D)	(D)	AA	(D)	(D)	(D)
	Country grain elevators -----	6	39 738	746	179	73	2 500	9 576	9 335
	Assemblers of farm products, except country grain elevators -----	21	89 894	7 332	1 809	404	13 150	1 211	1 443
	Manufacturers' sales branches and sales offices -----	231	3 501 489	178 269	43 623	4 584	361 775	232 738	238 555
	Sales branches (with stock) -----	152	2 940 028	146 954	35 826	3 854	296 653	232 738	238 555
	Sales offices (without stock) -----	79	561 461	31 315	7 797	730	65 122	-	-
	Agents, brokers, and commission merchants ----	269	1 959 401	48 126	11 222	2 282	92 422	3 783	3 266
	Auction companies -----	8	251 535	5 300	1 239	521	10 082	47	42
	Brokers -----	50	959 703	18 268	4 579	779	31 757	485	540
	Commission merchants -----	30	(D)	(D)	(D)	CC	(D)	(D)	(D)
	Import agents -----	1	(D)	(D)	(D)	AA	(D)	(D)	(D)
	Export agents -----	-	-	-	-	-	-	-	-
	Manufacturers' agents -----	180	654 913	21 152	4 725	847	43 833	2 431	1 777
	TYPES OF OPERATION BY KIND OF BUSINESS								
	Wholesale trade -----	3 231	15 281 408	1 004 512	238 549	39 604	1 954 296	1 216 378	1 261 722
50	Durable goods -----	2 183	6 788 015	641 005	151 694	23 775	1 248 282	749 989	763 530
501	Motor vehicles and motor vehicle parts and supplies -----	325	1 109 526	92 517	21 418	4 084	169 725	114 965	115 834
5012	Automobiles and other motor vehicles -----	50	561 390	30 903	7 071	1 241	49 251	30 141	28 780
5013	Motor vehicle supplies and new parts -----	193	351 943	44 933	10 415	2 121	86 102	65 213	67 689
5014	Tires and tubes -----	35	180 850	13 050	3 086	454	27 627	17 419	17 252
5015	Motor vehicle parts, used -----	47	15 343	3 631	846	268	6 745	2 192	2 113
502	Furniture and homefurnishings -----	114	208 375	20 138	5 181	1 019	42 957	19 634	19 834
5021	Furniture -----	52	96 570	7 846	1 993	363	15 578	5 241	4 948
5023	Homefurnishings -----	62	111 805	12 292	3 188	656	27 379	14 393	14 886
503	Lumber and other construction materials -----	133	540 870	37 587	9 059	1 492	78 908	44 791	54 889
5031	Lumber, plywood, millwork, and wood panels -----	41	323 390	18 405	5 034	702	35 698	24 058	30 801
5032	Brick, stone, and related construction materials -----	34	69 043	4 891	1 115	190	10 923	4 415	4 660
5033	Roofing, siding, and insulation materials -----	25	97 725	6 399	1 422	261	16 554	11 214	12 831
5039	Construction materials, n.e.c. -----	33	50 712	7 892	1 488	339	15 733	5 104	6 597
504	Professional and commercial equipment and supplies ----	350	933 280	129 007	30 773	4 025	239 964	69 731	68 856
5043	Photographic equipment and supplies -----	7	19 052	1 798	413	63	4 291	1 951	2 002
5044	Office equipment -----	58	128 674	30 568	6 953	1 085	48 944	8 126	8 420
5045	Computers and computer peripheral equipment and software -----	154	485 257	63 487	15 230	1 686	119 943	26 732	25 687
5046	Commercial equipment, n.e.c. -----	35	69 239	8 321	2 116	415	18 422	7 713	8 290
5047	Medical, dental, and hospital equipment and supplies ---	72	206 274	20 645	5 178	571	40 607	23 361	22 554
5048	Ophthalmic goods -----	13	(D)	(D)	(D)	BB	(D)	(D)	(D)
5049	Professional equipment and supplies, n.e.c. -----	11	(D)	(D)	(D)	CC	(D)	(D)	(D)
505	Metals and minerals, except petroleum -----	59	335 187	22 336	5 183	790	53 258	27 500	30 437
5051	Metals service centers and offices -----	50	254 837	18 415	4 247	674	38 607	24 643	27 050
5052	Coal and other minerals and ores -----	9	80 350	3 921	936	116	14 651	2 707	3 387
506	Electrical goods -----	299	901 604	82 345	19 629	2 767	145 068	69 701	73 603
5063	Electrical apparatus and equipment, wiring supplies, and construction materials -----	155	462 483	37 558	9 402	1 323	65 266	41 500	41 767
5064	Electrical appliances, television and radio sets -----	36	129 873	9 732	2 323	378	18 890	11 393	10 713
5065	Electronic parts and equipment, n.e.c. -----	108	309 248	35 055	7 904	1 066	60 912	16 808	21 123
507	Hardware, and plumbing and heating equipment and supplies -----	177	501 291	49 685	10 960	2 049	95 288	61 702	68 965
5072	Hardware -----	52	144 424	15 023	3 343	562	28 652	18 622	20 900
5074	Plumbing and heating equipment and supplies (hydronics) -----	73	239 562	23 128	4 997	1 103	45 330	30 419	32 973
5075	Warm air heating and air-conditioning equipment and supplies -----	41	93 333	9 375	2 115	319	17 683	10 953	12 468
5078	Refrigeration equipment and supplies -----	11	23 972	2 159	505	65	3 623	1 708	2 624
508	Machinery, equipment, and supplies -----	528	1 360 446	149 604	35 587	5 379	269 659	254 533	245 710
5082	Construction and mining (except petroleum) machinery and equipment -----	57	349 929	41 940	9 766	1 106	67 165	123 241	118 659
5083	Farm and garden machinery and equipment -----	61	149 491	14 043	3 317	667	25 528	36 273	31 949
5084	Industrial machinery and equipment -----	217	463 808	50 831	12 134	1 953	93 513	51 440	47 727
5085	Industrial supplies -----	101	254 765	23 140	5 513	787	46 045	24 270	26 760
5087	Service establishment equipment and supplies -----	76	107 161	15 089	3 811	641	27 833	10 289	11 295
5088	Transportation equipment and supplies, except motor vehicles -----	16	35 292	4 561	1 046	225	9 575	9 020	9 320
509	Miscellaneous durable goods -----	198	897 436	57 786	13 904	2 170	153 455	87 582	85 402
5091	Sporting and recreational goods and supplies -----	50	392 994	15 070	3 551	597	52 332	56 425	53 468
5092	Toys and hobby goods and supplies -----	18	30 652	2 233	510	148	4 604	4 916	5 249
5093	Scrap and waste materials -----	52	146 352	11 301	2 742	584	26 195	7 231	6 568
5094	Jewelry, watches, precious stones, and precious metals -	27	225 204	22 537	5 505	412	55 498	12 510	13 358
5099	Durable goods, n.e.c. -----	51	102 234	6 645	1 596	429	14 826	6 500	6 759

WHOLESALE TRADE—GEOGRAPHIC AREA SERIES

UTAH UT-7

Table 1. Summary Statistics for the State: 1992 —Con.

[For meaning of abbreviations and symbols, see introductory text. For explanation of terms and comparability of 1987 and 1992 censuses, see appendix A]

SIC code	Type of operation and kind of business	Estab-lish-ments (number)	Sales (\$1,000)	Annual payroll (\$1,000)	First-quarter payroll (\$1,000)	Paid employees for pay period including March 12 (number)	Operating expenses (\$1,000)	End-of-1991 inventories (\$1,000)	End-of-1992 inventories (\$1,000)
TYPES OF OPERATION BY KIND OF BUSINESS — Con.									
Wholesale trade — Con.									
51	Nondurable goods	1 048	8 493 393	363 507	86 855	15 829	706 014	466 389	498 192
511	Paper and paper products	105	377 820	29 863	7 280	1 269	57 455	32 560	30 400
5111	Printing and writing paper	8	(D)	(D)	(D)	CC	(D)	(D)	(D)
5112	Stationery and office supplies	74	(D)	(D)	(D)	FF	(D)	(D)	(D)
5113	Industrial and personal service paper	23	138 135	9 147	2 028	352	18 183	9 365	9 421
512	Drugs, drug proprietaries, and druggists' sundries	49	905 850	42 437	11 092	1 948	76 716	92 220	103 483
5122	Drugs, drug proprietaries, and druggists' sundries	49	905 850	42 437	11 092	1 948	76 716	92 220	103 483
513	Apparel, piece goods, and notions	74	97 630	8 405	1 960	489	22 593	11 573	14 391
5131	Piece goods, notions, and other dry goods	21	(D)	(D)	(D)	BB	(D)	(D)	(D)
5136	Men's and boys' clothing and furnishings	30	36 836	3 277	863	255	8 472	5 090	5 459
5137	Women's, children's, and infants' clothing and accessories	19	38 374	2 354	442	129	6 399	3 919	5 823
5139	Footwear	4	(D)	(D)	(D)	AA	(D)	(D)	(D)
514	Groceries and related products	293	3 922 711	176 365	41 734	7 069	318 983	157 773	164 287
5141	Groceries, general line	33	1 339 479	52 303	12 126	1 923	76 932	70 123	70 578
5142	Packaged frozen foods	22	(D)	(D)	(D)	FF	(D)	(D)	(D)
5143	Dairy products, except dried or canned	17	188 517	5 572	1 340	269	17 912	1 794	1 979
5144	Poultry and poultry products	9	53 159	1 885	559	98	3 920	632	751
5145	Confectionery	24	171 018	8 975	2 004	488	17 173	5 874	3 820
5146	Fish and seafoods	4	(D)	(D)	(D)	BB	(D)	(D)	(D)
5147	Meats and meat products	23	233 489	7 315	1 717	292	14 486	5 214	4 161
5148	Fresh fruits and vegetables	37	193 378	18 320	4 388	917	31 133	2 427	2 840
5149	Groceries and related products, n.e.c.	124	1 371 899	66 442	15 728	2 499	125 650	65 368	70 240
515	Farm-product raw materials	28	177 342	2 714	630	326	7 305	13 703	12 248
5153	Grain and field beans	13	65 458	1 222	283	93	3 612	11 455	9 879
5154	Livestock	8	(D)	(D)	(D)	CC	(D)	(D)	(D)
5159	Farm-product raw materials, n.e.c.	7	(D)	(D)	(D)	BB	(D)	(D)	(D)
516	Chemicals and allied products	122	341 462	31 407	7 489	1 000	65 529	18 129	19 366
5162	Plastics materials and basic forms and shapes	29	108 961	10 626	2 526	249	23 015	6 216	6 439
5169	Chemicals and allied products, n.e.c.	93	232 501	20 781	4 963	751	42 514	11 913	12 927
517	Petroleum and petroleum products	111	2 105 733	23 015	5 749	1 287	52 424	90 592	95 518
5171	Petroleum bulk stations and terminals	85	1 976 815	18 293	4 566	941	41 665	88 066	92 902
5172	Petroleum and petroleum products wholesalers, except bulk stations and terminals	26	128 918	4 722	1 183	346	10 759	2 526	2 616
518	Beer, wine, and distilled alcoholic beverages	20	132 940	13 343	2 820	373	25 382	6 268	7 198
5181	Beer and ale	17	(D)	(D)	(D)	EE	(D)	(D)	(D)
5182	Wine and distilled alcoholic beverages	3	(D)	(D)	(D)	AA	(D)	(D)	(D)
519	Miscellaneous nondurable goods	246	431 905	35 958	8 101	2 068	79 627	43 571	51 301
5191	Farm supplies	84	115 473	8 169	1 796	508	17 626	14 523	14 893
5192	Books, periodicals, and newspapers	34	104 345	8 676	1 883	484	20 506	10 425	11 825
5193	Flowers, nursery stock, and florists' supplies	34	29 838	4 625	1 001	359	8 577	1 854	2 203
5194	Tobacco and tobacco products	3	84 128	5 272	1 387	219	13 035	6 337	11 513
5198	Paints, varnishes, and supplies	21	33 439	2 767	583	128	6 258	3 588	4 016
5199	Nondurable goods, n.e.c.	70	64 682	6 449	1 451	370	13 625	6 844	6 851
Merchant wholesalers		2 731	9 820 518	778 117	183 704	32 738	1 500 099	979 857	1 019 901
50	Durable goods	1 860	4 758 734	498 671	117 136	20 081	956 298	613 234	627 003
501	Motor vehicles and motor vehicle parts and supplies	301	(D)	(D)	(D)	HH	(D)	(D)	(D)
5012	Automobiles and other motor vehicles	46	385 254	25 415	5 765	873	38 976	29 075	27 763
5013	Motor vehicle supplies and new parts	176	(D)	(D)	(D)	GG	(D)	(D)	(D)
5014	Tires and tubes	32	(D)	(D)	(D)	EE	(D)	(D)	(D)
5015	Motor vehicle parts, used	47	15 343	3 631	846	268	6 745	2 192	2 113
502	Furniture and homefurnishings	96	136 800	15 602	4 031	833	32 975	16 065	16 716
5021	Furniture	39	47 273	6 029	1 474	327	11 713	4 246	3 938
5023	Homefurnishings	57	89 527	9 573	2 557	506	21 262	11 819	12 778
503	Lumber and other construction materials	112	463 057	33 270	7 886	1 340	68 690	38 950	49 137
5031	Lumber, plywood, millwork, and wood panels	37	310 299	17 212	4 702	655	33 423	23 681	30 376
5032	Brick, stone, and related construction materials	26	23 329	3 100	639	136	6 698	2 209	2 652
5033	Roofing, siding, and insulation materials	20	(D)	(D)	(D)	CC	(D)	(D)	(D)
5039	Construction materials, n.e.c.	29	(D)	(D)	(D)	EE	(D)	(D)	(D)
504	Professional and commercial equipment and supplies	307	600 039	83 086	19 263	3 169	146 646	51 115	48 564
5043	Photographic equipment and supplies	7	19 052	1 798	413	63	4 291	1 951	2 002
5044	Office equipment	51	74 494	20 943	4 513	868	31 429	6 194	6 637
5045	Computers and computer peripheral equipment and software	136	(D)	(D)	(D)	GG	(D)	(D)	(D)
5046	Commercial equipment, n.e.c.	31	63 943	8 004	2 018	400	17 856	7 713	8 290
5047	Medical, dental, and hospital equipment and supplies	61	114 069	15 134	3 744	472	28 255	12 827	11 502
5048	Ophthalmic goods	11	(D)	(D)	(D)	BB	(D)	(D)	(D)
5049	Professional equipment and supplies, n.e.c.	10	(D)	(D)	(D)	CC	(D)	(D)	(D)
505	Metals and minerals, except petroleum	48	196 449	18 817	4 369	701	39 036	21 294	23 582
5051	Metals service centers and offices	40	(D)	(D)	(D)	FF	(D)	(D)	(D)
5052	Coal and other minerals and ores	8	(D)	(D)	(D)	CC	(D)	(D)	(D)
506	Electrical goods	221	585 079	68 453	16 368	2 380	120 572	67 753	71 661
5063	Electrical apparatus and equipment, wiring supplies, and construction materials	105	263 212	28 864	7 319	1 066	49 702	40 363	40 748
5064	Electrical appliances, television and radio sets	32	101 839	8 934	2 162	357	17 385	11 393	10 713
5065	Electronic parts and equipment, n.e.c.	84	220 028	30 655	6 887	957	53 485	15 997	20 200

Table 1. Summary Statistics for the State: 1992 —Con.

[For meaning of abbreviations and symbols, see introductory text. For explanation of terms and comparability of 1987 and 1992 censuses, see appendix A]

SIC code	Type of operation and kind of business	Establishments (number)	Sales (\$1,000)	Annual payroll (\$1,000)	First-quarter payroll (\$1,000)	Paid employees for pay period including March 12 (number)	Operating expenses (\$1,000)	End-of-1991 inventories (\$1,000)	End-of-1992 inventories (\$1,000)
TYPES OF OPERATION BY KIND OF BUSINESS —Con.									
Merchant wholesalers —Con.									
50	Durable goods —Con.								
507	Hardware, and plumbing and heating equipment and supplies	152	389 710	41 687	8 913	1 774	81 035	54 366	60 552
5072	Hardware	42	96 208	10 701	2 203	401	21 394	13 258	14 575
5074	Plumbing and heating equipment and supplies (hydronics)	62	208 141	22 030	4 720	1 061	42 931	29 997	32 534
5075	Warm air heating and air-conditioning equipment and supplies	38	(D)	(D)	(D)	EE	(D)	(D)	(D)
5078	Refrigeration equipment and supplies	10	(D)	(D)	(D)	BB	(D)	(D)	(D)
508	Machinery, equipment, and supplies	445	976 838	118 611	28 580	4 483	219 534	176 994	170 427
5082	Construction and mining (except petroleum) machinery and equipment	49	162 536	20 694	4 998	648	35 561	52 886	49 633
5083	Farm and garden machinery and equipment	58	(D)	(D)	(D)	FF	(D)	(D)	(D)
5084	Industrial machinery and equipment	168	345 465	44 313	10 590	1 608	81 776	47 952	45 096
5085	Industrial supplies	82	197 067	20 735	4 996	715	40 886	21 078	23 664
5087	Service establishment equipment and supplies	73	96 624	14 662	3 712	632	27 076	9 920	10 905
5088	Transportation equipment and supplies, except motor vehicles	15	(D)	(D)	(D)	CC	(D)	(D)	(D)
509	Miscellaneous durable goods	178	(D)	(D)	(D)	GG	(D)	(D)	(D)
5091	Sporting and recreational goods and supplies	39	293 367	14 064	3 321	571	49 050	56 399	53 467
5092	Toys and hobby goods and supplies	18	30 652	2 233	510	148	4 604	4 916	5 249
5093	Scrap and waste materials	52	146 352	11 301	2 742	584	26 195	7 231	6 568
5094	Jewelry, watches, precious stones, and precious metals	25	(D)	(D)	(D)	CC	(D)	(D)	(D)
5099	Durable goods, n.e.c.	44	(D)	(D)	(D)	EE	(D)	(D)	(D)
51	Nondurable goods	871	5 061 784	279 446	66 568	12 657	543 801	366 623	392 898
511	Paper and paper products	88	320 976	25 157	6 150	1 126	48 890	30 533	28 245
5111	Printing and writing paper	7	(D)	(D)	(D)	CC	(D)	(D)	(D)
5112	Stationery and office supplies	63	(D)	(D)	(D)	FF	(D)	(D)	(D)
5113	Industrial and personal service paper	18	123 879	8 275	1 836	324	16 369	8 732	8 801
512	Drugs, drug proprietaries, and druggists' sundries	46	773 796	40 032	10 492	1 873	71 887	92 149	103 412
5122	Drugs, drug proprietaries, and druggists' sundries	46	773 796	40 032	10 492	1 873	71 887	92 149	103 412
513	Apparel, piece goods, and notions	68	(D)	(D)	(D)	EE	(D)	(D)	(D)
5131	Piece goods, notions, and other dry goods	20	(D)	(D)	(D)	BB	(D)	(D)	(D)
5136	Men's and boys' clothing and furnishings	28	(D)	(D)	(D)	CC	(D)	(D)	(D)
5137	Women's, children's, and infants' clothing and accessories	17	(D)	(D)	(D)	CC	(D)	(D)	(D)
5139	Footwear	3	(D)	(D)	(D)	AA	(D)	(D)	(D)
514	Groceries and related products	214	2 649 709	120 147	28 349	4 895	217 489	145 873	154 370
5141	Groceries, general line	23	1 010 443	46 684	10 750	1 654	66 911	70 123	70 578
5142	Packaged frozen foods	15	(D)	(D)	(D)	EE	(D)	(D)	(D)
5143	Dairy products, except dried or canned	15	(D)	(D)	(D)	CC	(D)	(D)	(D)
5144	Poultry and poultry products	6	25 342	1 361	333	70	2 487	545	601
5145	Confectionery	16	41 752	2 585	566	164	5 688	3 186	3 601
5146	Fish and seafoods	3	(D)	(D)	(D)	AA	(D)	(D)	(D)
5147	Meats and meat products	21	(D)	(D)	(D)	EE	(D)	(D)	(D)
5148	Fresh fruits and vegetables	37	193 378	18 320	4 388	917	31 133	2 427	2 840
5149	Groceries and related products, n.e.c.	78	776 494	28 500	6 709	1 172	56 672	57 525	62 260
515	Farm-product raw materials	20	77 937	1 816	449	137	5 399	13 656	12 206
5153	Grain and field beans	13	65 458	1 222	283	93	3 612	11 455	9 879
5154	Livestock	2	(D)	(D)	(D)	AA	(D)	(D)	(D)
5159	Farm-product raw materials, n.e.c.	5	(D)	(D)	(D)	BB	(D)	(D)	(D)
516	Chemicals and allied products	91	153 996	19 240	4 356	709	37 473	15 057	15 004
5162	Plastics materials and basic forms and shapes	21	44 333	4 454	982	172	9 050	5 405	5 421
5169	Chemicals and allied products, n.e.c.	70	109 663	14 786	3 374	537	28 423	9 652	9 583
517	Petroleum and petroleum products	102	490 443	18 915	4 760	1 167	43 900	11 983	11 324
5171	Petroleum bulk stations and terminals	78	(D)	(D)	(D)	FF	(D)	(D)	(D)
5172	Petroleum and petroleum products wholesalers, except bulk stations and terminals	24	(D)	(D)	(D)	EE	(D)	(D)	(D)
518	Beer, wine, and distilled alcoholic beverages	17	(D)	(D)	(D)	EE	(D)	(D)	(D)
5181	Beer and ale	16	(D)	(D)	(D)	EE	(D)	(D)	(D)
5182	Wine and distilled alcoholic beverages	1	(D)	(D)	(D)	AA	(D)	(D)	(D)
519	Miscellaneous nondurable goods	225	(D)	(D)	(D)	GG	(D)	(D)	(D)
5191	Farm supplies	78	108 691	7 722	1 695	478	16 546	13 865	14 180
5192	Books, periodicals, and newspapers	26	73 030	6 562	1 354	392	14 989	7 930	9 025
5193	Flowers, nursery stock, and florists' supplies	34	29 838	4 625	1 001	359	8 577	1 854	2 203
5194	Tobacco and tobacco products	3	84 128	5 272	1 387	219	13 035	6 337	11 513
5198	Paints, varnishes, and supplies	18	25 108	2 368	493	111	5 129	2 861	3 158
5199	Nondurable goods, n.e.c.	66	(D)	(D)	(D)	EE	(D)	(D)	(D)
Manufacturers' sales branches and sales offices									
50	Durable goods	139	1 225 817	115 774	28 575	2 503	237 427	133 747	134 062
501	Motor vehicles and motor vehicle parts and supplies	16	(D)	(D)	(D)	CC	(D)	(D)	(D)
502	Furniture and homefurnishings	3	(D)	(D)	(D)	CC	(D)	(D)	(D)
503	Lumber and other construction materials	16	73 346	4 196	1 148	146	9 804	5 841	5 752
504	Professional and commercial equipment and supplies	21	274 828	42 859	10 642	770	84 529	18 581	20 219
505	Metals and minerals, except petroleum	8	135 250	3 436	808	88	14 022	6 056	6 855
506	Electrical goods	27	87 773	7 457	1 894	172	12 581	1 585	1 458

WHOLESALE TRADE—GEOGRAPHIC AREA SERIES

Table 1. Summary Statistics for the State: 1992 —Con.

[For meaning of abbreviations and symbols, see introductory text. For explanation of terms and comparability of 1987 and 1992 censuses, see appendix A]

SIC code	Type of operation and kind of business	Estab-lish-ments (number)	Sales (\$1,000)	Annual payroll (\$1,000)	First-quarter payroll (\$1,000)	Paid employees for pay period including March 12 (number)	Operating expenses (\$1,000)	End-of-1991 inventories (\$1,000)	End-of-1992 inventories (\$1,000)
TYPES OF OPERATION BY KIND OF BUSINESS — Con.									
Manufacturers' sales branches and sales offices — Con.									
50	Durable goods — Con.								
507	Hardware, and plumbing and heating equipment and supplies	8	60 156	5 971	1 555	205	10 066	6 653	7 743
508	Machinery, equipment, and supplies	39	267 073	24 793	5 735	578	38 801	76 238	74 606
509	Miscellaneous durable goods	1	(D)	(D)	(D)	CC	(D)	(D)	(D)
51	Nondurable goods	92	2 275 672	62 495	15 048	2 081	124 348	98 991	104 493
511	Paper and paper products	11	43 630	4 432	1 074	131	7 991	2 027	2 155
512	Drugs, drug proprietaries, and druggists' sundries	1	(D)	(D)	(D)	AA	(D)	(D)	(D)
513	Apparel, piece goods, and notions	1	(D)	(D)	(D)	AA	(D)	(D)	(D)
514	Groceries and related products	37	398 073	38 896	9 124	1 442	71 672	11 350	9 352
515	Farm-product raw materials	—	—	—	—	—	—	—	—
516	Chemicals and allied products	23	160 410	11 113	2 882	245	26 083	2 904	4 190
517	Petroleum and petroleum products	7	(D)	(D)	(D)	CC	(D)	(D)	(D)
518	Beer, wine, and distilled alcoholic beverages	—	—	—	—	—	—	—	—
519	Miscellaneous nondurable goods	12	(D)	(D)	(D)	CC	(D)	(D)	(D)
	Agents, brokers, and commission merchants	269	1 959 401	48 126	11 222	2 282	92 422	3 783	3 266
50	Durable goods	184	803 464	26 560	5 983	1 191	54 557	3 008	2 465
501	Motor vehicles and motor vehicle parts and supplies	8	(D)	(D)	(D)	EE	(D)	(D)	(D)
502	Furniture and homefurnishings	15	(D)	(D)	(D)	BB	(D)	(D)	(D)
503	Lumber and other construction materials	5	4 467	121	25	6	414	—	—
504	Professional and commercial equipment and supplies	22	58 413	3 062	868	86	8 789	35	73
505	Metals and minerals, except petroleum	3	3 488	83	6	1	200	—	—
506	Electrical goods	51	228 752	6 435	1 367	215	11 915	363	484
507	Hardware, and plumbing and heating equipment and supplies	17	51 425	2 027	492	70	4 187	683	670
508	Machinery, equipment, and supplies	44	116 535	6 200	1 272	318	11 324	1 301	677
509	Miscellaneous durable goods	19	(D)	(D)	(D)	CC	(D)	(D)	(D)
51	Nondurable goods	85	1 155 937	21 566	5 239	1 091	37 865	775	801
511	Paper and paper products	6	13 214	274	56	12	574	—	—
512	Drugs, drug proprietaries, and druggists' sundries	2	(D)	(D)	(D)	BB	(D)	(D)	(D)
513	Apparel, piece goods, and notions	5	2 219	86	13	8	239	—	—
514	Groceries and related products	42	874 929	17 322	4 261	732	29 822	550	565
515	Farm-product raw materials	8	99 405	898	181	189	1 906	47	42
516	Chemicals and allied products	8	27 056	1 054	251	46	1 973	168	172
517	Petroleum and petroleum products	2	(D)	(D)	(D)	AA	(D)	(D)	(D)
518	Beer, wine, and distilled alcoholic beverages	3	(D)	(D)	(D)	AA	(D)	(D)	(D)
519	Miscellaneous nondurable goods	9	(D)	(D)	(D)	BB	(D)	(D)	(D)

Table 2. Selected Ratios for the State: 1992

[For meaning of abbreviations and symbols, see introductory text. For explanation of terms and comparability of 1987 and 1992 censuses, see appendix A]

SIC code	Type of operation and kind of business	Sales		Annual payroll		Employees per establishment ¹ (number)	Operating expenses as percent of sales	End-of-1992 inventories as percent of sales
		Per establishment (dollars)	Per employee ¹ (dollars)	Per employee ¹ (dollars)	As percent of operating expenses			
	Wholesale trade -----	4 729 622	385 855	25 364	51.4	12	12.8	8.3
50	Durable goods -----	3 109 489	285 511	26 961	51.4	11	18.4	11.2
501	Motor vehicles and motor vehicle parts and supplies -----	3 413 926	271 676	22 654	54.5	13	15.3	10.4
5012	Automobiles and other motor vehicles -----	11 227 800	452 369	24 902	62.7	25	8.8	5.1
5013	Motor vehicle supplies and new parts -----	1 823 539	165 933	21 185	52.2	11	24.5	19.2
5014	Tires and tubes -----	5 167 143	398 348	28 744	47.2	13	15.3	9.5
5015	Motor vehicle parts, used -----	326 447	57 250	13 549	53.8	6	44.0	13.8
502	Furniture and home furnishings -----	1 827 851	204 490	19 763	46.9	9	20.6	9.5
5021	Furniture -----	1 857 115	266 033	21 614	50.4	7	16.1	5.1
5023	Home furnishings -----	1 803 306	170 434	18 738	44.9	11	24.5	13.3
503	Lumber and other construction materials -----	4 066 692	362 513	25 192	47.6	11	14.6	10.1
5031	Lumber, plywood, millwork, and wood panels -----	7 887 561	460 670	26 218	51.6	17	11.0	9.5
5032	Brick, stone, and related construction materials -----	2 030 676	363 384	25 742	44.8	6	15.8	6.7
5033	Roofing, siding, and insulation materials -----	3 909 000	374 425	24 517	38.7	10	16.9	13.1
5039	Construction materials, n.e.c. -----	1 536 727	149 593	23 280	50.2	10	31.0	13.0
504	Professional and commercial equipment and supplies -----	2 666 514	231 871	32 051	53.8	12	25.7	7.4
5043	Photographic equipment and supplies -----	2 721 714	302 413	28 540	41.9	9	22.5	10.5
5044	Office equipment -----	2 218 517	118 594	28 173	62.5	19	38.0	6.5
5045	Computers and computer peripheral equipment and software -----	3 151 019	287 816	37 655	52.9	11	24.7	5.3
5046	Commercial equipment, n.e.c. -----	1 978 257	166 841	20 051	45.2	12	26.6	12.0
5047	Medical, dental, and hospital equipment and supplies -----	2 864 917	361 250	36 156	50.8	8	19.7	10.9
5048	Ophthalmic goods -----	(D)	(D)	(D)	(D)	(D)	(D)	(D)
5049	Professional equipment and supplies, n.e.c. -----	(D)	(D)	(D)	(D)	(D)	(D)	(D)
505	Metals and minerals, except petroleum -----	5 681 136	424 287	28 273	41.9	13	15.9	9.1
5051	Metals service centers and offices -----	5 096 740	378 096	27 322	47.7	13	15.1	10.6
5052	Coal and other minerals and ores -----	8 927 778	692 672	33 802	26.8	13	18.2	4.2
506	Electrical goods -----	3 015 398	325 842	29 760	56.8	9	16.1	8.2
5063	Electrical apparatus and equipment, wiring supplies, and construction materials -----	2 983 761	349 571	28 389	57.5	9	14.1	9.0
5064	Electrical appliances, television and radio sets -----	3 607 583	343 579	25 746	51.5	11	14.5	8.2
5065	Electronic parts and equipment, n.e.c. -----	2 863 407	290 101	32 885	57.6	10	19.7	6.8
507	Hardware, and plumbing and heating equipment and supplies -----	2 832 153	244 652	24 248	52.1	12	19.0	13.8
5072	Hardware -----	2 777 385	256 982	26 731	52.4	11	19.8	14.5
5074	Plumbing and heating equipment and supplies (hydronics) -----	3 281 671	217 191	20 968	51.0	15	18.9	13.8
5075	Warm air heating and air-conditioning equipment and supplies -----	2 276 415	292 580	29 389	53.0	8	18.9	13.4
5078	Refrigeration equipment and supplies -----	2 179 273	368 800	33 215	59.6	6	15.1	10.9
508	Machinery, equipment, and supplies -----	2 576 602	252 918	27 813	55.5	10	19.8	18.1
5082	Construction and mining (except petroleum) machinery and equipment -----	6 139 105	316 392	37 920	62.4	19	19.2	33.9
5083	Farm and garden machinery and equipment -----	2 450 672	224 124	21 054	55.0	11	17.1	21.4
5084	Industrial machinery and equipment -----	2 137 364	237 485	26 027	54.4	9	20.2	10.3
5085	Industrial supplies -----	2 522 426	323 717	29 403	50.3	8	18.1	10.5
5087	Service establishment equipment and supplies -----	1 410 013	167 178	23 540	54.2	8	26.0	10.5
5088	Transportation equipment and supplies, except motor vehicles -----	2 205 750	156 853	20 271	47.6	14	27.1	26.4
509	Miscellaneous durable goods -----	4 532 505	413 565	26 629	37.7	11	17.1	9.5
5091	Sporting and recreational goods and supplies -----	7 859 880	658 281	25 243	28.8	12	13.3	13.6
5092	Toys and hobby goods and supplies -----	1 702 889	207 108	15 088	48.5	8	15.0	17.1
5093	Scrap and waste materials -----	2 814 462	250 603	19 351	43.1	11	17.9	4.5
5094	Jewelry, watches, precious stones, and precious metals -----	8 340 889	546 612	54 701	40.6	15	24.6	5.9
5099	Durable goods, n.e.c. -----	2 004 588	238 308	15 490	44.8	8	14.5	6.6
51	Nondurable goods -----	8 104 383	536 572	22 965	51.5	15	8.3	5.9
511	Paper and paper products -----	3 598 286	297 730	23 533	52.0	12	15.2	8.0
5111	Printing and writing paper -----	(D)	(D)	(D)	(D)	(D)	(D)	(D)
5112	Stationery and office supplies -----	(D)	(D)	(D)	(D)	(D)	(D)	(D)
5113	Industrial and personal service paper -----	6 005 870	392 429	25 986	50.3	15	13.2	6.8
512	Drugs, drug proprietaries, and druggists' sundries -----	18 486 735	465 015	21 785	55.3	40	8.5	11.4
5122	Drugs, drug proprietaries, and druggists' sundries -----	18 486 735	465 015	21 785	55.3	40	8.5	11.4
513	Apparel, piece goods, and notions -----	1 319 324	199 652	17 188	37.2	7	23.1	14.7
5131	Piece goods, notions, and other dry goods -----	(D)	(D)	(D)	(D)	(D)	(D)	(D)
5136	Men's and boys' clothing and furnishings -----	1 227 867	144 455	12 851	38.7	9	23.0	14.8
5137	Women's, children's, and infants' clothing and accessories -----	2 019 684	297 473	18 248	36.8	7	16.7	15.2
5139	Footwear -----	(D)	(D)	(D)	(D)	(D)	(D)	(D)
514	Groceries and related products -----	13 388 092	554 917	24 949	55.3	24	8.1	4.2
5141	Groceries, general line -----	40 590 273	696 557	27 199	68.0	58	5.7	5.3
5142	Packaged frozen foods -----	(D)	(D)	(D)	(D)	(D)	(D)	(D)
5143	Dairy products, except dried or canned -----	11 089 235	700 807	20 714	31.1	16	9.5	1.0
5144	Poultry and poultry products -----	5 906 556	542 439	19 235	48.1	11	7.4	1.4
5145	Confectionery -----	7 125 750	350 447	18 391	52.3	20	10.0	2.2
5146	Fish and seafoods -----	(D)	(D)	(D)	(D)	(D)	(D)	(D)
5147	Meats and meat products -----	10 151 696	799 620	25 051	50.5	13	6.2	1.8
5148	Fresh fruits and vegetables -----	5 226 432	210 881	19 978	58.8	25	16.1	1.5
5149	Groceries and related products, n.e.c. -----	11 063 702	548 979	26 587	52.9	20	9.2	5.1
515	Farm-product raw materials -----	6 333 643	543 994	8 325	37.2	12	4.1	6.9
5153	Grain and field beans -----	5 035 231	703 849	13 140	33.8	7	5.5	15.1
5154	Livestock -----	(D)	(D)	(D)	(D)	(D)	(D)	(D)
5159	Farm-product raw materials, n.e.c. -----	(D)	(D)	(D)	(D)	(D)	(D)	(D)
516	Chemicals and allied products -----	2 798 869	341 462	31 407	47.9	8	19.2	5.7
5162	Plastics materials and basic forms and shapes -----	3 757 276	437 594	42 675	46.2	9	21.1	5.9
5169	Chemicals and allied products, n.e.c. -----	2 500 011	309 589	27 671	48.9	8	18.3	5.6

See footnotes at end of table.

WHOLESALE TRADE—GEOGRAPHIC AREA SERIES

Table 2. Selected Ratios for the State: 1992 – Con.

[For meaning of abbreviations and symbols, see introductory text. For explanation of terms and comparability of 1987 and 1992 censuses, see appendix A]

SIC code	Type of operation and kind of business	Sales		Annual payroll		Employees per establishment ¹ (number)	Operating expenses as percent of sales	End-of-1992 inventories as percent of sales
		Per establishment (dollars)	Per employee ¹ (dollars)	Per employee ¹ (dollars)	As percent of operating expenses			
Wholesale trade – Con.								
51	Nondurable goods – Con.							
517	Petroleum and petroleum products	18 970 568	1 636 156	17 883	43.9	12	2.5	4.5
5171	Petroleum bulk stations and terminals	23 256 647	2 100 760	19 440	43.9	11	2.1	4.7
5172	Petroleum and petroleum products wholesalers, except bulk stations and terminals	4 958 385	372 595	13 647	43.9	13	8.3	2.0
518	Beer, wine, and distilled alcoholic beverages	6 647 000	356 408	35 772	52.6	19	19.1	5.4
5181	Beer and ale	(D)	(D)	(D)	(D)	(D)	(D)	(D)
5182	Wine and distilled alcoholic beverages	(D)	(D)	(D)	(D)	(D)	(D)	(D)
519	Miscellaneous nondurable goods	1 755 711	208 852	17 388	45.2	8	18.4	11.9
5191	Farm supplies	1 374 679	227 309	16 081	46.3	6	15.3	12.9
5192	Books, periodicals, and newspapers	3 068 971	215 589	17 926	42.3	14	19.7	11.3
5193	Flowers, nursery stock, and florists' supplies	877 588	83 114	12 883	53.9	11	28.7	7.4
5194	Tobacco and tobacco products	28 042 667	384 146	24 073	40.4	73	15.5	13.7
5198	Paints, varnishes, and supplies	1 592 333	261 242	21 617	44.2	6	18.7	12.0
5199	Nondurable goods, n.e.c.	924 029	174 816	17 430	47.3	5	21.1	10.6
	Merchant wholesalers	3 595 942	299 973	23 768	51.9	12	15.3	10.4
50	Durable goods	2 558 459	236 977	24 833	52.1	11	20.1	13.2
501	Motor vehicles and motor vehicle parts and supplies	(D)	(D)	(D)	(D)	(D)	(D)	(D)
5012	Automobiles and other motor vehicles	8 375 087	441 299	29 112	65.2	19	10.1	7.2
5013	Motor vehicle supplies and new parts	(D)	(D)	(D)	(D)	(D)	(D)	(D)
5014	Tires and tubes	(D)	(D)	(D)	(D)	(D)	(D)	(D)
5015	Motor vehicle parts, used	326 447	57 250	13 549	53.8	6	44.0	13.8
502	Furniture and home furnishings	1 425 000	164 226	18 730	47.3	9	24.1	12.2
5021	Furniture	1 212 128	144 566	18 437	51.5	8	24.8	8.3
5023	Home furnishings	1 570 649	176 931	18 919	45.0	9	23.7	14.3
503	Lumber and other construction materials	4 134 438	345 565	24 828	48.4	12	14.8	10.6
5031	Lumber, plywood, millwork, and wood panels	8 386 459	473 739	26 278	51.5	18	10.8	9.8
5032	Brick, stone, and related construction materials	897 269	171 537	22 794	46.3	5	28.7	11.4
5033	Roofing, siding, and insulation materials	(D)	(D)	(D)	(D)	(D)	(D)	(D)
5039	Construction materials, n.e.c.	(D)	(D)	(D)	(D)	(D)	(D)	(D)
504	Professional and commercial equipment and supplies	1 954 524	189 346	26 218	56.7	10	24.4	8.1
5043	Photographic equipment and supplies	2 721 714	302 413	28 540	41.9	9	22.5	10.5
5044	Office equipment	1 460 667	85 823	24 128	66.6	17	42.2	8.9
5045	Computers and computer peripheral equipment and software	(D)	(D)	(D)	(D)	(D)	(D)	(D)
5046	Commercial equipment, n.e.c.	2 062 677	159 858	20 010	44.8	13	27.9	13.0
5047	Medical, dental, and hospital equipment and supplies	1 869 984	241 672	32 064	53.6	8	24.8	10.1
5048	Ophthalmic goods	(D)	(D)	(D)	(D)	(D)	(D)	(D)
5049	Professional equipment and supplies, n.e.c.	(D)	(D)	(D)	(D)	(D)	(D)	(D)
505	Metals and minerals, except petroleum	4 092 688	280 241	26 843	48.2	15	19.9	12.0
5051	Metals service centers and offices	(D)	(D)	(D)	(D)	(D)	(D)	(D)
5052	Coal and other minerals and ores	(D)	(D)	(D)	(D)	(D)	(D)	(D)
506	Electrical goods	2 647 416	245 832	28 762	56.8	11	20.6	12.2
5063	Electrical apparatus and equipment, wiring supplies, and construction materials	2 506 781	246 916	27 077	58.1	10	18.9	15.5
5064	Electrical appliances, television and radio sets	3 182 469	285 263	25 025	51.4	11	17.1	10.5
5065	Electronic parts and equipment, n.e.c.	2 619 381	229 914	32 032	57.3	11	24.3	9.2
507	Hardware, and plumbing and heating equipment and supplies	2 563 882	219 679	23 499	51.4	12	20.8	15.5
5072	Hardware	2 290 667	239 920	26 686	50.0	10	22.2	15.1
5074	Plumbing and heating equipment and supplies (hydronics)	3 357 113	196 174	20 763	51.3	17	20.6	15.6
5075	Warm air heating and air-conditioning equipment and supplies	(D)	(D)	(D)	(D)	(D)	(D)	(D)
5078	Refrigeration equipment and supplies	(D)	(D)	(D)	(D)	(D)	(D)	(D)
508	Machinery, equipment, and supplies	2 195 142	217 898	26 458	54.0	10	22.5	17.4
5082	Construction and mining (except petroleum) machinery and equipment	3 317 061	250 827	31 935	58.2	13	21.9	30.5
5083	Farm and garden machinery and equipment	(D)	(D)	(D)	(D)	(D)	(D)	(D)
5084	Industrial machinery and equipment	2 056 339	214 841	27 558	54.2	10	23.7	13.1
5085	Industrial supplies	2 403 256	275 618	29 000	50.7	9	20.7	12.0
5087	Service establishment equipment and supplies	1 323 616	152 886	23 199	54.2	9	28.0	11.3
5088	Transportation equipment and supplies, except motor vehicles	(D)	(D)	(D)	(D)	(D)	(D)	(D)
509	Miscellaneous durable goods	(D)	(D)	(D)	(D)	(D)	(D)	(D)
5091	Sporting and recreational goods and supplies	7 522 231	513 778	24 630	28.7	15	16.7	18.2
5092	Toys and hobby goods and supplies	1 702 889	207 108	15 088	48.5	8	15.0	17.1
5093	Scrap and waste materials	2 814 462	250 603	19 351	43.1	11	17.9	4.5
5094	Jewelry, watches, precious stones, and precious metals	(D)	(D)	(D)	(D)	(D)	(D)	(D)
5099	Durable goods, n.e.c.	(D)	(D)	(D)	(D)	(D)	(D)	(D)
51	Nondurable goods	5 811 463	399 920	22 078	51.4	15	10.7	7.8
511	Paper and paper products	3 647 455	285 059	22 342	51.5	13	15.2	8.8
5111	Printing and writing paper	(D)	(D)	(D)	(D)	(D)	(D)	(D)
5112	Stationery and office supplies	(D)	(D)	(D)	(D)	(D)	(D)	(D)
5113	Industrial and personal service paper	6 882 167	382 343	25 540	50.6	18	13.2	7.1
512	Drugs, drug proprietaries, and druggists' sundries	16 821 652	413 132	21 373	55.7	41	9.3	13.4
5122	Drugs, drug proprietaries, and druggists' sundries	16 821 652	413 132	21 373	55.7	41	9.3	13.4
513	Apparel, piece goods, and notions	(D)	(D)	(D)	(D)	(D)	(D)	(D)
5131	Piece goods, notions, and other dry goods	(D)	(D)	(D)	(D)	(D)	(D)	(D)
5136	Men's and boys' clothing and furnishings	(D)	(D)	(D)	(D)	(D)	(D)	(D)
5137	Women's, children's, and infants' clothing and accessories	(D)	(D)	(D)	(D)	(D)	(D)	(D)
5139	Footwear	(D)	(D)	(D)	(D)	(D)	(D)	(D)

See footnotes at end of table.

Table 2. Selected Ratios for the State: 1992 – Con.

[For meaning of abbreviations and symbols, see introductory text. For explanation of terms and comparability of 1987 and 1992 censuses, see appendix A]

SIC code	Type of operation and kind of business	Sales		Annual payroll		Employees per establishment ¹ (number)	Operating expenses as percent of sales	End-of-1992 inventories as percent of sales
		Per establishment (dollars)	Per employee ¹ (dollars)	Per employee ¹ (dollars)	As percent of operating expenses			
Merchant wholesalers – Con.								
51	Nondurable goods – Con.							
514	Groceries and related products	12 381 818	541 309	24 545	55.2	23	8.2	5.8
5141	Groceries, general line	43 932 304	610 909	28 225	69.8	72	6.6	7.0
5142	Packaged frozen foods	(D)	(D)	(D)	(D)	(D)	(D)	(D)
5143	Dairy products, except dried or canned	(D)	(D)	(D)	(D)	(D)	(D)	(D)
5144	Poultry and poultry products	4 223 667	362 029	19 443	54.7	12	9.8	2.4
5145	Confectionery	2 609 500	254 585	15 762	45.4	10	13.6	8.6
5146	Fish and seafoods	(D)	(D)	(D)	(D)	(D)	(D)	(D)
5147	Meats and meat products	(D)	(D)	(D)	(D)	(D)	(D)	(D)
5148	Fresh fruits and vegetables	5 226 432	210 881	19 978	58.8	25	16.1	1.5
5149	Groceries and related products, n.e.c.	9 955 051	662 538	24 317	50.3	15	7.3	8.0
515	Farm-product raw materials	3 896 850	568 883	13 255	33.6	7	6.9	15.7
5153	Grain and field beans	5 035 231	703 849	13 140	33.8	7	5.5	15.1
5154	Livestock	(D)	(D)	(D)	(D)	(D)	(D)	(D)
5159	Farm-product raw materials, n.e.c.	(D)	(D)	(D)	(D)	(D)	(D)	(D)
516	Chemicals and allied products	1 692 264	217 202	27 137	51.3	8	24.3	9.7
5162	Plastics materials and basic forms and shapes	2 111 095	257 750	25 895	49.2	8	20.4	12.2
5169	Chemicals and allied products, n.e.c.	1 566 614	204 214	27 534	52.0	8	25.9	8.7
517	Petroleum and petroleum products	4 808 265	420 260	16 208	43.1	11	9.0	2.3
5171	Petroleum bulk stations and terminals	(D)	(D)	(D)	(D)	(D)	(D)	(D)
5172	Petroleum and petroleum products wholesalers, except bulk stations and terminals	(D)	(D)	(D)	(D)	(D)	(D)	(D)
518	Beer, wine, and distilled alcoholic beverages	(D)	(D)	(D)	(D)	(D)	(D)	(D)
5181	Beer and ale	(D)	(D)	(D)	(D)	(D)	(D)	(D)
5182	Wine and distilled alcoholic beverages	(D)	(D)	(D)	(D)	(D)	(D)	(D)
519	Miscellaneous nondurable goods	(D)	(D)	(D)	(D)	(D)	(D)	(D)
5191	Farm supplies	1 393 474	227 387	16 155	46.7	6	15.2	13.0
5192	Books, periodicals, and newspapers	2 808 846	186 301	16 740	43.8	15	20.5	12.4
5193	Flowers, nursery stock, and florists' supplies	877 588	83 114	12 883	53.9	11	28.7	7.4
5194	Tobacco and tobacco products	28 042 667	384 146	24 073	40.4	73	15.5	13.7
5198	Paints, varnishes, and supplies	1 394 889	226 198	21 333	46.2	6	20.4	12.6
5199	Nondurable goods, n.e.c.	(D)	(D)	(D)	(D)	(D)	(D)	(D)
Manufacturers' sales branches and sales offices		15 157 961	763 850	38 889	49.3	20	10.3	6.8
50	Durable goods	8 818 827	489 739	46 254	48.8	18	19.4	10.9
501	Motor vehicles and motor vehicle parts and supplies	(D)	(D)	(D)	(D)	(D)	(D)	(D)
502	Furniture and homefurnishings	(D)	(D)	(D)	(D)	(D)	(D)	(D)
503	Lumber and other construction materials	4 584 125	502 370	28 740	42.8	9	13.4	7.8
504	Professional and commercial equipment and supplies	13 087 048	356 919	55 661	50.7	37	30.8	7.4
505	Metals and minerals, except petroleum	16 906 250	1 536 932	39 045	24.5	11	10.4	5.1
506	Electrical goods	3 250 852	510 308	43 355	59.3	6	14.3	1.7
507	Hardware, and plumbing and heating equipment and supplies	7 519 500	293 444	29 127	59.3	26	16.7	12.9
508	Machinery, equipment, and supplies	6 848 026	462 064	42 894	63.9	15	14.5	27.9
509	Miscellaneous durable goods	(D)	(D)	(D)	(D)	(D)	(D)	(D)
51	Nondurable goods	24 735 565	1 093 547	30 031	50.3	23	5.5	4.6
511	Paper and paper products	3 966 364	333 053	33 832	55.5	12	18.3	4.9
512	Drugs, drug proprietaries, and druggists' sundries	(D)	(D)	(D)	(D)	(D)	(D)	(D)
513	Apparel, piece goods, and notions	(D)	(D)	(D)	(D)	(D)	(D)	(D)
514	Groceries and related products	10 758 730	276 056	26 974	54.3	39	18.0	2.3
515	Farm-product raw materials	(D)	(D)	(D)	(D)	(D)	(D)	(D)
516	Chemicals and allied products	6 974 348	654 735	45 359	42.6	11	16.3	2.6
517	Petroleum and petroleum products	(D)	(D)	(D)	(D)	(D)	(D)	(D)
518	Beer, wine, and distilled alcoholic beverages	(D)	(D)	(D)	(D)	(D)	(D)	(D)
519	Miscellaneous nondurable goods	(D)	(D)	(D)	(D)	(D)	(D)	(D)
Agents, brokers, and commission merchants		7 284 019	858 633	21 089	52.1	8	4.7	.2
50	Durable goods	4 366 652	674 613	22 301	48.7	6	6.8	.3
501	Motor vehicles and motor vehicle parts and supplies	(D)	(D)	(D)	(D)	(D)	(D)	(D)
502	Furniture and homefurnishings	(D)	(D)	(D)	(D)	(D)	(D)	(D)
503	Lumber and other construction materials	893 400	744 500	20 167	29.2	1	9.3	–
504	Professional and commercial equipment and supplies	2 655 136	679 221	35 605	34.8	4	15.0	.1
505	Metals and minerals, except petroleum	1 162 667	3 488 000	83 000	41.5	–	5.7	–
506	Electrical goods	4 485 333	1 063 963	29 930	54.0	4	5.2	.2
507	Hardware, and plumbing and heating equipment and supplies	3 025 000	734 643	28 957	48.4	4	8.1	1.3
508	Machinery, equipment, and supplies	2 648 523	366 462	19 497	54.8	7	9.7	.6
509	Miscellaneous durable goods	(D)	(D)	(D)	(D)	(D)	(D)	(D)
51	Nondurable goods	13 599 259	1 059 521	19 767	57.0	13	3.3	.1
511	Paper and paper products	2 202 333	1 101 167	22 833	47.7	2	4.3	–
512	Drugs, drug proprietaries, and druggists' sundries	(D)	(D)	(D)	(D)	(D)	(D)	(D)
513	Apparel, piece goods, and notions	443 800	277 375	10 750	36.0	2	10.8	–
514	Groceries and related products	20 831 643	1 195 258	23 664	58.1	17	3.4	.1
515	Farm-product raw materials	12 425 625	525 952	4 751	47.1	24	1.9	–
516	Chemicals and allied products	3 382 000	588 174	22 913	53.4	6	7.3	.6
517	Petroleum and petroleum products	(D)	(D)	(D)	(D)	(D)	(D)	(D)
518	Beer, wine, and distilled alcoholic beverages	(D)	(D)	(D)	(D)	(D)	(D)	(D)
519	Miscellaneous nondurable goods	(D)	(D)	(D)	(D)	(D)	(D)	(D)

¹Based on number of employees for pay period including March 12.

Table 3. Comparative Statistics for the State: 1992 and 1987

[For meaning of abbreviations and symbols, see introductory text. For explanation of terms and comparability of 1987 and 1992 censuses, see appendix A]

SIC code	Type of operation and kind of business	Establishments		Sales			Annual payroll			Paid employees for pay period including March 12	
		1992 (number)	1987 (number)	1992 (\$1,000)	1987 (\$1,000)	Percent change 1987 to 1992	1992 (\$1,000)	1987 (\$1,000)	Percent change 1987 to 1992	1992 (number)	1987 (number)
	Wholesale trade -----	3 231	2 956	15 281 408	11 094 344	37.7	1 004 512	718 412	39.8	39 604	34 180
50	Durable goods -----	2 183	2 031	6 788 015	5 197 273	30.6	641 005	475 956	34.7	23 775	21 497
501	Motor vehicles and motor vehicle parts and supplies ---	325	325	1 109 526	874 991	26.8	92 517	64 297	43.9	4 084	3 471
5012	Automobiles and other motor vehicles -----	50	43	561 390	471 930	19.0	30 903	19 146	61.4	1 241	980
5013	Motor vehicle supplies and new parts -----	193	223	351 943	320 448	9.8	44 933	36 907	21.7	2 121	2 022
5014	Tires and tubes -----	35	23	180 850	65 792	174.9	13 050	5 626	132.0	454	252
5015	Motor vehicle parts, used -----	47	36	15 343	16 821	-8.8	3 631	2 618	38.7	268	217
502	Furniture and homefurnishings -----	114	98	208 375	137 876	51.1	20 138	13 426	50.0	1 019	653
5021	Furniture -----	52	50	96 570	68 113	41.8	7 846	7 056	11.2	363	314
5023	Homefurnishings -----	62	48	111 805	69 763	60.3	12 292	6 370	93.0	656	339
503	Lumber and other construction materials -----	133	140	540 870	411 703	31.4	37 587	35 106	7.1	1 492	1 789
5031	Lumber, plywood, millwork, and wood panels -----	41	45	323 390	220 558	46.6	18 405	14 567	26.3	702	744
5032	Brick, stone, and related construction materials -----	34	25	69 043	54 428	26.9	4 891	4 121	18.7	190	207
5033	Roofing, siding, and insulation materials -----	25	25	97 725	64 646	51.2	6 399	5 108	25.3	261	241
5039	Construction materials, n.e.c. -----	33	45	50 712	72 071	-29.6	7 892	11 310	-30.2	339	597
504	Professional and commercial equipment and supplies ---	350	307	933 280	848 787	10.0	129 007	107 694	19.8	4 025	4 315
5043	Photographic equipment and supplies -----	7	10	19 052	20 643	-7.7	1 798	2 466	-27.1	63	154
5044	Office equipment -----	58	72	128 674	87 489	47.1	30 568	16 604	84.1	1 085	802
5045	Computers and computer peripheral equipment and software -----	154	108	485 257	501 906	-3.3	63 487	52 242	21.5	1 686	1 693
5046	Commercial equipment, n.e.c. -----	35	33	69 239	61 490	12.6	8 321	8 630	-3.6	415	475
5047	Medical, dental, and hospital equipment and supplies -	72	53	206 274	153 820	34.1	20 645	23 222	-11.1	571	934
5048	Ophthalmic goods -----	13	14	(D)	8 300	(D)	(D)	2 492	(D)	BB	163
5049	Professional equipment and supplies, n.e.c. -----	11	17	(D)	15 139	(D)	(D)	2 038	(D)	CC	94
505	Metals and minerals, except petroleum -----	59	53	335 187	184 161	82.0	22 336	14 937	49.5	790	620
5051	Metals service centers and offices -----	50	48	254 837	171 976	48.2	18 415	13 819	33.3	674	588
5052	Coal and other minerals and ores -----	9	5	80 350	12 185	559.4	3 921	1 118	250.7	116	32
506	Electrical goods -----	299	258	901 604	800 761	12.6	82 345	60 215	36.8	2 767	2 437
5063	Electrical apparatus and equipment, wiring supplies, and construction materials -----	155	120	462 483	353 124	31.0	37 558	26 448	42.0	1 323	1 119
5064	Electrical appliances, television and radio sets -----	36	28	129 873	199 890	-35.0	9 732	10 837	-10.2	378	416
5065	Electronic parts and equipment, n.e.c. -----	108	110	309 248	247 747	24.8	35 055	22 930	52.9	1 066	902
507	Hardware, and plumbing and heating equipment and supplies -----	177	180	501 291	338 979	47.9	49 685	34 595	43.6	2 049	1 603
5072	Hardware -----	52	52	144 424	89 872	60.7	15 023	11 502	30.6	562	529
5074	Plumbing and heating equipment and supplies (hydronics) -----	73	78	239 562	153 024	56.6	23 128	13 987	65.4	1 103	667
5075	Warm air heating and air-conditioning equipment and supplies -----	41	37	93 333	80 892	15.4	9 375	7 783	20.5	319	333
5078	Refrigeration equipment and supplies -----	11	13	23 972	15 191	57.8	2 159	1 323	63.2	65	74
508	Machinery, equipment, and supplies -----	528	482	1 360 446	885 919	53.6	149 604	104 655	42.9	5 379	4 538
5082	Construction and mining (except petroleum) machinery and equipment -----	57	59	349 929	228 328	53.3	41 940	29 703	41.2	1 106	1 077
5083	Farm and garden machinery and equipment -----	61	58	149 491	79 590	87.8	14 043	7 907	77.6	667	456
5084	Industrial machinery and equipment -----	217	187	463 808	271 592	70.8	50 831	33 447	52.0	1 953	1 375
5085	Industrial supplies -----	101	94	254 765	182 325	39.7	23 140	20 976	10.3	787	1 014
5087	Service establishment equipment and supplies -----	76	69	107 161	60 699	76.5	15 089	9 821	53.6	641	473
5088	Transportation equipment and supplies, except motor vehicles -----	16	15	35 292	63 385	-44.3	4 561	2 801	62.8	225	143
509	Miscellaneous durable goods -----	198	188	897 436	714 096	25.7	57 786	41 031	40.8	2 170	2 071
5091	Sporting and recreational goods and supplies -----	50	36	392 994	313 784	25.2	15 070	13 945	8.1	597	671
5092	Toys and hobby goods and supplies -----	18	15	30 652	17 335	76.8	2 233	1 170	90.9	148	82
5093	Scrap and waste materials -----	52	55	146 352	117 684	24.4	11 301	8 759	29.0	584	523
5094	Jewelry, watches, precious stones, and precious metals -----	27	28	225 204	206 740	8.9	22 537	11 114	102.8	412	380
5099	Durable goods, n.e.c. -----	51	54	102 234	58 553	74.6	6 645	6 043	10.0	429	415
51	Nondurable goods -----	1 048	925	8 493 393	5 897 071	44.0	363 507	242 456	49.9	15 829	12 683
511	Paper and paper products -----	105	96	377 820	281 722	34.1	29 863	24 793	20.4	1 269	1 202
5111	Printing and writing paper -----	8	12	(D)	84 139	(D)	(D)	6 282	(D)	CC	246
5112	Stationery and office supplies -----	74	64	(D)	81 940	(D)	(D)	10 603	(D)	FF	675
5113	Industrial and personal service paper -----	23	20	138 135	115 643	19.4	9 147	7 908	15.7	352	281
512	Drugs, drug proprietaries, and druggists' sundries -----	49	40	905 850	375 144	141.5	42 437	11 567	266.9	1 948	552
5122	Drugs, drug proprietaries, and druggists' sundries -----	49	40	905 850	375 144	141.5	42 437	11 567	266.9	1 948	552
513	Apparel, piece goods, and notions -----	74	50	97 630	49 943	95.5	8 405	5 555	51.3	489	393
5131	Piece goods, notions, and other dry goods -----	21	16	(D)	(D)	(D)	(D)	(D)	(D)	BB	EE
5136	Men's and boys' clothing and furnishings -----	30	10	36 836	3 945	833.7	3 277	494	563.4	255	55
5137	Women's, children's, and infants' clothing and accessories -----	19	21	38 374	17 973	113.5	2 354	761	209.3	129	66
5139	Footwear -----	4	3	(D)	(D)	(D)	(D)	(D)	(D)	AA	AA
514	Groceries and related products -----	293	289	3 922 711	2 831 310	38.5	176 365	115 978	52.1	7 069	5 733
5141	Groceries, general line -----	33	40	1 339 479	931 240	43.8	52 303	39 681	31.8	1 923	1 834
5142	Packaged frozen foods -----	22	18	(D)	185 685	(D)	(D)	5 308	(D)	FF	306
5143	Dairy products, except dried or canned -----	17	17	188 517	93 959	100.6	5 572	4 285	30.0	269	231
5144	Poultry and poultry products -----	9	11	53 159	197 999	-73.2	1 885	2 889	-34.8	98	148
5145	Confectionery -----	24	21	171 018	106 406	60.7	8 975	5 844	53.6	488	301

Table 3. Comparative Statistics for the State: 1992 and 1987 — Con.

[For meaning of abbreviations and symbols, see introductory text. For explanation of terms and comparability of 1987 and 1992 censuses, see appendix A]

SIC code	Type of operation and kind of business	Establishments		Sales			Annual payroll			Paid employees for pay period including March 12	
		1992 (number)	1987 (number)	1992 (\$1,000)	1987 (\$1,000)	Percent change 1987 to 1992	1992 (\$1,000)	1987 (\$1,000)	Percent change 1987 to 1992	1992 (number)	1987 (number)
Wholesale trade — Con.											
51	Nondurable goods — Con.										
514	Groceries and related products — Con.										
5146	Fish and seafoods	4	4	(D)	11 182	(D)	(D)	747	(D)	BB	57
5147	Meats and meat products	23	32	233 489	196 334	18.9	7 315	7 884	-7.2	292	412
5148	Fresh fruits and vegetables	37	42	193 378	128 641	50.3	18 320	9 623	90.4	917	544
5149	Groceries and related products, n.e.c.	124	104	1 371 899	979 864	40.0	66 442	39 717	67.3	2 499	1 900
515	Farm-product raw materials	28	40	177 342	215 864	-17.8	2 714	4 883	-44.4	326	445
5153	Grain and field beans	13	19	65 458	76 591	-14.5	1 222	2 251	-45.7	93	152
5154	Livestock	8	11	(D)	86 252	(D)	(D)	931	(D)	CC	212
5159	Farm-product raw materials, n.e.c.	7	10	(D)	53 021	(D)	(D)	1 701	(D)	BB	81
516	Chemicals and allied products	122	91	341 462	178 510	91.3	31 407	16 480	90.6	1 000	782
5162	Plastics materials and basic forms and shapes	29	13	108 961	43 801	148.8	10 626	2 947	260.6	249	160
5169	Chemicals and allied products, n.e.c.	93	78	232 501	134 709	72.6	20 781	13 533	53.6	751	622
517	Petroleum and petroleum products	111	87	2 105 733	1 601 457	31.5	23 015	30 797	-25.3	1 287	1 768
5171	Petroleum bulk stations and terminals	85	57	1 976 815	1 233 039	60.3	18 293	21 665	-15.6	941	1 281
5172	Petroleum and petroleum products wholesalers, except bulk stations and terminals	26	30	128 918	368 418	-65.0	4 722	9 132	-48.3	346	487
518	Beer, wine, and distilled alcoholic beverages	20	22	132 940	92 837	43.2	13 343	9 275	43.9	373	368
5181	Beer and ale	17	19	(D)	(D)	(D)	(D)	(D)	(D)	EE	EE
5182	Wine and distilled alcoholic beverages	3	3	(D)	(D)	(D)	(D)	(D)	(D)	AA	AA
519	Miscellaneous nondurable goods	246	210	431 905	270 284	59.8	35 958	23 128	55.5	2 068	1 440
5191	Farm supplies	84	67	115 473	96 463	19.7	8 169	6 235	31.0	508	449
5192	Books, periodicals, and newspapers	34	21	104 345	32 020	225.9	8 676	3 052	184.3	484	178
5193	Flowers, nursery stock, and florists' supplies	34	22	29 838	18 483	61.4	4 625	2 792	65.7	359	238
5194	Tobacco and tobacco products	3	5	84 128	42 828	96.4	5 272	1 594	230.7	219	75
5198	Paints, varnishes, and supplies	21	29	33 439	46 999	-28.9	2 767	5 482	-49.5	128	254
5199	Nondurable goods, n.e.c.	70	66	64 682	33 491	93.1	6 449	3 973	62.3	370	246
	Merchant wholesalers	2 731	2 445	9 820 518	6 990 435	40.5	778 117	563 851	38.0	32 738	28 264
50	Durable goods	1 860	1 709	4 758 734	3 492 125	36.3	498 671	377 332	32.2	20 081	18 271
501	Motor vehicles and motor vehicle parts and supplies	301	301	(D)	565 558	(D)	(D)	55 814	(D)	HH	3 005
5012	Automobiles and other motor vehicles	46	38	385 254	216 832	77.7	25 415	14 553	74.6	873	689
5013	Motor vehicle supplies and new parts	176	207	(D)	(D)	(D)	(D)	(D)	(D)	GG	GG
5014	Tires and tubes	32	20	(D)	(D)	(D)	(D)	(D)	(D)	EE	CC
5015	Motor vehicle parts, used	47	36	15 343	16 821	-8.8	3 631	2 618	38.7	268	217
502	Furniture and homefurnishings	96	75	136 800	95 384	43.4	15 602	12 074	29.2	833	605
5021	Furniture	39	37	47 273	41 033	15.2	6 029	6 290	-4.1	327	294
5023	Homefurnishings	57	38	89 527	54 351	64.7	9 573	5 784	65.5	506	311
503	Lumber and other construction materials	112	120	463 057	334 152	38.6	33 270	32 197	3.3	1 340	1 668
5031	Lumber, plywood, millwork, and wood panels	37	42	310 299	(D)	(D)	17 212	(D)	(D)	655	FF
5032	Brick, stone, and related construction materials	26	18	23 329	(D)	(D)	3 100	(D)	(D)	136	CC
5033	Roofing, siding, and insulation materials	20	20	(D)	52 587	(D)	(D)	4 490	(D)	CC	222
5039	Construction materials, n.e.c.	29	40	(D)	65 866	(D)	(D)	10 844	(D)	EE	574
504	Professional and commercial equipment and supplies	307	258	600 039	395 674	51.6	83 086	64 334	29.1	3 169	3 102
5043	Photographic equipment and supplies	7	9	19 052	(D)	(D)	1 798	(D)	(D)	63	CC
5044	Office equipment	51	63	74 494	69 092	7.8	20 943	12 771	64.0	868	664
5045	Computers and computer peripheral equipment and software	136	79	(D)	103 787	(D)	(D)	17 024	(D)	GG	756
5046	Commercial equipment, n.e.c.	31	31	63 943	(D)	(D)	8 004	(D)	(D)	400	EE
5047	Medical, dental, and hospital equipment and supplies	61	48	114 069	138 658	-17.7	15 134	21 971	-31.1	472	880
5048	Ophthalmic goods	11	13	(D)	(D)	(D)	(D)	(D)	(D)	BB	CC
5049	Professional equipment and supplies, n.e.c.	10	15	(D)	(D)	(D)	(D)	(D)	(D)	CC	BB
505	Metals and minerals, except petroleum	48	43	196 449	136 129	44.3	18 817	12 457	51.1	701	517
5051	Metals service centers and offices	40	39	(D)	(D)	(D)	(D)	(D)	(D)	FF	EE
5052	Coal and other minerals and ores	8	4	(D)	(D)	(D)	(D)	(D)	(D)	CC	BB
506	Electrical goods	221	184	585 079	449 701	30.1	68 453	44 626	53.4	2 380	1 967
5063	Electrical apparatus and equipment, wiring supplies, and construction materials	105	84	263 212	200 762	31.1	28 864	21 219	36.0	1 066	932
5064	Electrical appliances, television and radio sets	32	22	101 839	100 315	1.5	8 934	7 800	14.5	357	339
5065	Electronic parts and equipment, n.e.c.	84	78	220 028	148 624	48.0	30 655	15 607	96.4	957	696
507	Hardware, and plumbing and heating equipment and supplies	152	150	389 710	262 802	48.3	41 687	29 568	41.0	1 774	1 436
5072	Hardware	42	42	96 208	(D)	(D)	10 701	(D)	(D)	401	EE
5074	Plumbing and heating equipment and supplies (hydronics)	62	65	208 141	123 991	67.9	22 030	13 096	68.2	1 061	619
5075	Warm air heating and air-conditioning equipment and supplies	38	31	(D)	54 335	(D)	(D)	5 692	(D)	EE	274
5078	Refrigeration equipment and supplies	10	12	(D)	(D)	(D)	(D)	(D)	(D)	BB	BB
508	Machinery, equipment, and supplies	445	410	976 838	712 094	37.2	118 611	93 607	26.7	4 483	4 105
5082	Construction and mining (except petroleum) machinery and equipment	49	54	162 536	219 391	-25.9	20 694	29 145	-29.0	648	1 061
5083	Farm and garden machinery and equipment	58	56	(D)	(D)	(D)	(D)	(D)	(D)	FF	EE
5084	Industrial machinery and equipment	168	141	345 465	185 129	86.6	44 313	25 380	74.6	1 608	1 074
5085	Industrial supplies	82	79	197 067	156 872	25.6	20 735	19 819	4.6	715	964
5087	Service establishment equipment and supplies	73	68	96 624	(D)	(D)	14 662	(D)	(D)	632	EE
5088	Transportation equipment and supplies, except motor vehicles	15	12	(D)	(D)	(D)	(D)	(D)	(D)	CC	CC
509	Miscellaneous durable goods	178	168	(D)	540 631	(D)	(D)	32 655	(D)	GG	1 866
5091	Sporting and recreational goods and supplies	39	31	293 367	(D)	(D)	14 064	(D)	(D)	571	FF
5092	Toys and hobby goods and supplies	18	14	30 652	(D)	(D)	2 233	(D)	(D)	148	BB
5093	Scrap and waste materials	52	51	146 352	(D)	(D)	11 301	(D)	(D)	584	EE
5094	Jewelry, watches, precious stones, and precious metals	25	26	(D)	(D)	(D)	(D)	(D)	(D)	CC	CC
5099	Durable goods, n.e.c.	44	46	(D)	48 032	(D)	(D)	5 536	(D)	EE	391

WHOLESALE TRADE—GEOGRAPHIC AREA SERIES

Table 3. Comparative Statistics for the State: 1992 and 1987 — Con.

[For meaning of abbreviations and symbols, see introductory text. For explanation of terms and comparability of 1987 and 1992 censuses, see appendix A]

SIC code	Type of operation and kind of business	Establishments		Sales			Annual payroll			Paid employees for pay period including March 12	
		1992 (number)	1987 (number)	1992 (\$1,000)	1987 (\$1,000)	Percent change 1987 to 1992	1992 (\$1,000)	1987 (\$1,000)	Percent change 1987 to 1992	1992 (number)	1987 (number)
Merchant wholesalers — Con.											
51	Nondurable goods	871	736	5 061 784	3 498 310	44.7	279 446	186 519	49.8	12 657	9 993
511	Paper and paper products	88	77	320 976	226 190	41.9	25 157	21 567	16.6	1 126	1 094
5111	Printing and writing paper	7	12	(D)	84 139	(D)	(D)	6 282	(D)	CC	246
5112	Stationery and office supplies	63	50	(D)	56 614	(D)	(D)	8 014	(D)	FF	590
5113	Industrial and personal service paper	18	15	123 879	85 437	45.0	8 275	7 271	13.8	324	258
512	Drugs, drug proprietaries, and druggists' sundries	46	34	773 796	(D)	(D)	40 032	(D)	(D)	1 873	EE
5122	Drugs, drug proprietaries, and druggists' sundries	46	34	773 796	(D)	(D)	40 032	(D)	(D)	1 873	EE
513	Apparel, piece goods, and notions	68	43	(D)	43 477	(D)	(D)	5 374	(D)	EE	382
5131	Piece goods, notions, and other dry goods	20	15	(D)	(D)	(D)	(D)	(D)	(D)	BB	EE
5136	Men's and boys' clothing and furnishings	28	10	(D)	3 945	(D)	(D)	494	(D)	CC	55
5137	Women's, children's, and infants' clothing and accessories	17	15	(D)	(D)	(D)	(D)	(D)	(D)	CC	BB
5139	Footwear	3	3	(D)	(D)	(D)	(D)	(D)	(D)	AA	AA
514	Groceries and related products	214	202	2 649 709	1 861 661	42.3	120 147	82 938	44.9	4 895	4 182
5141	Groceries, general line	23	25	1 010 443	744 599	35.7	46 684	36 269	28.7	1 654	1 665
5142	Packaged frozen foods	15	9	(D)	66 376	(D)	(D)	2 794	(D)	EE	166
5143	Dairy products, except dried or canned	15	12	(D)	(D)	(D)	(D)	(D)	(D)	CC	CC
5144	Poultry and poultry products	6	11	25 342	197 999	-87.2	1 361	2 889	-52.9	70	148
5145	Confectionery	16	13	41 752	18 647	123.9	2 585	2 038	26.8	164	132
5146	Fish and seafoods	3	4	(D)	11 182	(D)	(D)	747	(D)	AA	57
5147	Meats and meat products	21	25	(D)	136 799	(D)	(D)	6 551	(D)	EE	345
5148	Fresh fruits and vegetables	37	38	193 378	(D)	(D)	18 320	(D)	(D)	917	EE
5149	Groceries and related products, n.e.c.	78	65	776 494	505 782	53.5	28 500	19 402	46.9	1 172	981
515	Farm-product raw materials	20	29	77 937	114 462	-31.9	1 816	3 709	-51.0	137	220
5153	Grain and field beans	13	18	65 458	(D)	(D)	1 222	(D)	(D)	93	CC
5154	Livestock	2	3	(D)	(D)	(D)	(D)	(D)	(D)	AA	AA
5159	Farm-product raw materials, n.e.c.	5	8	(D)	(D)	(D)	(D)	(D)	(D)	BB	BB
516	Chemicals and allied products	91	65	153 996	126 234	22.0	19 240	13 494	42.6	709	659
5162	Plastics materials and basic forms and shapes	21	10	44 333	36 616	21.1	4 454	2 548	74.8	172	138
5169	Chemicals and allied products, n.e.c.	70	55	109 663	89 618	22.4	14 786	10 946	35.1	537	521
517	Petroleum and petroleum products	102	77	490 443	487 017	.7	18 915	17 974	5.2	1 167	1 230
5171	Petroleum bulk stations and terminals	78	49	(D)	(D)	(D)	(D)	(D)	(D)	FF	FF
5172	Petroleum and petroleum products wholesalers, except bulk stations and terminals	24	28	(D)	(D)	(D)	(D)	(D)	(D)	EE	EE
518	Beer, wine, and distilled alcoholic beverages	17	20	(D)	(D)	(D)	(D)	(D)	(D)	EE	EE
5181	Beer and ale	16	19	(D)	(D)	(D)	(D)	(D)	(D)	EE	EE
5182	Wine and distilled alcoholic beverages	1	1	(D)	(D)	(D)	(D)	(D)	(D)	AA	AA
519	Miscellaneous nondurable goods	225	189	(D)	(D)	(D)	(D)	(D)	(D)	GG	GG
5191	Farm supplies	78	67	108 691	96 463	12.7	7 722	6 235	23.8	478	449
5192	Books, periodicals, and newspapers	26	16	73 030	30 658	138.2	6 562	2 910	125.5	392	171
5193	Flowers, nursery stock, and florists' supplies	34	22	29 838	18 483	61.4	4 625	2 792	65.7	359	238
5194	Tobacco and tobacco products	3	5	84 128	42 828	96.4	5 272	1 594	230.7	219	75
5198	Paints, varnishes, and supplies	18	22	25 108	37 537	-33.1	2 368	4 803	-50.7	111	226
5199	Nondurable goods, n.e.c.	66	57	(D)	(D)	(D)	(D)	(D)	(D)	EE	CC
Manufacturers' sales branches and sales offices											
		231	236	3 501 489	2 592 328	35.1	178 269	119 710	48.9	4 584	4 079
50	Durable goods	139	144	1 225 817	1 023 167	19.8	115 774	79 395	45.8	2 503	2 369
501	Motor vehicles and motor vehicle parts and supplies	16	15	(D)	(D)	(D)	(D)	(D)	(D)	CC	EE
502	Furniture and home furnishings	3	3	(D)	(D)	(D)	(D)	(D)	(D)	CC	AA
503	Lumber and other construction materials	16	14	73 346	69 685	5.3	4 196	2 703	55.2	146	108
504	Professional and commercial equipment and supplies	21	39	274 828	422 933	-35.0	42 859	40 649	5.4	770	1 133
505	Metals and minerals, except petroleum	8	8	135 250	(D)	(D)	3 436	(D)	(D)	88	CC
506	Electrical goods	27	23	87 773	(D)	(D)	7 457	(D)	(D)	172	EE
507	Hardware, and plumbing and heating equipment and supplies	8	8	60 156	24 536	145.2	5 971	3 075	94.2	205	91
508	Machinery, equipment, and supplies	39	32	267 073	(D)	(D)	24 793	(D)	(D)	578	EE
509	Miscellaneous durable goods	1	2	(D)	(D)	(D)	(D)	(D)	(D)	CC	CC
51	Nondurable goods	92	92	2 275 672	1 569 161	45.0	62 495	40 315	55.0	2 081	1 710
511	Paper and paper products	11	11	43 630	46 362	-5.9	4 432	2 488	78.1	131	81
512	Drugs, drug proprietaries, and druggists' sundries	1	1	(D)	(D)	(D)	(D)	(D)	(D)	AA	AA
513	Apparel, piece goods, and notions	1	1	(D)	(D)	(D)	(D)	(D)	(D)	AA	AA
514	Groceries and related products	37	40	398 073	352 634	12.9	38 896	21 481	81.1	1 442	959
515	Farm-product raw materials	—	—	—	—	—	—	—	—	—	—
516	Chemicals and allied products	23	21	160 410	45 190	255.0	11 113	2 541	337.3	245	94
517	Petroleum and petroleum products	7	9	(D)	(D)	(D)	(D)	(D)	(D)	CC	FF
518	Beer, wine, and distilled alcoholic beverages	—	—	—	—	—	—	—	—	—	—
519	Miscellaneous nondurable goods	12	9	(D)	(D)	(D)	(D)	(D)	(D)	CC	BB
Agents, brokers, and commission merchants											
		269	275	1 959 401	1 511 581	29.6	48 126	34 851	38.1	2 282	1 837
50	Durable goods	184	178	803 464	681 981	17.8	26 560	19 229	38.1	1 191	857
501	Motor vehicles and motor vehicle parts and supplies	8	9	(D)	(D)	(D)	(D)	(D)	(D)	EE	CC
502	Furniture and home furnishings	15	20	(D)	(D)	(D)	(D)	(D)	(D)	BB	BB
503	Lumber and other construction materials	5	6	4 467	7 866	-43.2	121	206	-41.3	6	13
504	Professional and commercial equipment and supplies	22	10	58 413	30 180	93.5	3 062	2 711	12.9	86	80
505	Metals and minerals, except petroleum	3	2	3 488	(D)	(D)	83	(D)	(D)	1	AA
506	Electrical goods	51	51	228 752	(D)	(D)	6 435	(D)	(D)	215	CC

Table 3. Comparative Statistics for the State: 1992 and 1987 — Con.

[For meaning of abbreviations and symbols, see introductory text. For explanation of terms and comparability of 1987 and 1992 censuses, see appendix A]

SIC code	Type of operation and kind of business	Establishments		Sales			Annual payroll			Paid employees for pay period including March 12	
		1992 (number)	1987 (number)	1992 (\$1,000)	1987 (\$1,000)	Percent change 1987 to 1992	1992 (\$1,000)	1987 (\$1,000)	Percent change 1987 to 1992	1992 (number)	1987 (number)
	Agents, brokers, and commission merchants — Con.										
50	Durable goods — Con.										
507	Hardware, and plumbing and heating equipment and supplies	17	22	51 425	51 641	-4	2 027	1 952	3.8	70	76
508	Machinery, equipment, and supplies	44	40	116 535	(D)	(D)	6 200	(D)	(D)	318	CC
509	Miscellaneous durable goods	19	18	(D)	(D)	(D)	(D)	(D)	(D)	CC	BB
51	Nondurable goods	85	97	1 155 937	829 600	39.3	21 566	15 622	38.0	1 091	980
511	Paper and paper products	6	8	13 214	9 170	44.1	274	738	-62.9	12	27
512	Drugs, drug proprietaries, and druggists' sundries	2	5	(D)	(D)	(D)	(D)	(D)	(D)	BB	BB
513	Apparel, piece goods, and notions	5	6	2 219	(D)	(D)	86	(D)	(D)	8	AA
514	Groceries and related products	42	47	874 929	617 015	41.8	17 322	11 559	49.9	732	592
515	Farm-product raw materials	8	11	99 405	101 402	-2.0	898	1 174	-23.5	189	225
516	Chemicals and allied products	8	5	27 056	7 086	281.8	1 054	445	136.9	46	29
517	Petroleum and petroleum products	2	1	(D)	(D)	(D)	(D)	(D)	(D)	AA	AA
518	Beer, wine, and distilled alcoholic beverages	3	2	(D)	(D)	(D)	(D)	(D)	(D)	AA	AA
519	Miscellaneous nondurable goods	9	12	(D)	(D)	(D)	(D)	(D)	(D)	BB	AA

Table 4. Summary Statistics for Counties and for Places With 2,500 Inhabitants or More: 1992

[For meaning of abbreviations and symbols, see introductory text. For explanation of terms and comparability of 1987 and 1992 censuses, see appendix A. For information on geographic areas followed by ▲, see appendix F]

Geographic area	Estab-lish-ments (number)	Sales (\$1,000)	Annual payroll (\$1,000)	Paid employees for pay period including March 12 (number)	Merchant wholesalers			Other operating types		
					Estab-lish-ments (number)	Sales (\$1,000)	Annual payroll (\$1,000)	Paid employees for pay period including March 12 (number)	Estab-lish-ments (number)	Sales (\$1,000)
Utah	3 231	15 281 408	1 004 512	39 604	2 731	9 820 518	778 117	32 738	500	5 460 890
Beaver County	5	(D)	(D)	AA	5	(D)	(D)	AA	-	-
Box Elder County	33	124 146	5 944	338	29	(D)	(D)	EE	4	(D)
Brigham City	7	24 957	608	39	6	(D)	(D)	BB	1	(D)
Tremonton	17	28 659	1 903	120	16	(D)	(D)	CC	1	(D)
Balance of county	9	70 530	3 433	179	7	(D)	(D)	CC	2	(D)
Cache County	89	152 863	11 218	676	83	132 037	10 267	594	6	20 826
Hyrum	1	(D)	(D)	AA	1	(D)	(D)	AA	-	-
Logan	67	121 025	9 045	498	63	(D)	(D)	EE	4	(D)
North Logan	1	(D)	(D)	AA	1	(D)	(D)	AA	-	-
Providence	2	(D)	(D)	AA	2	(D)	(D)	AA	-	-
Smithfield	7	12 936	409	64	6	(D)	(D)	BB	1	(D)
Balance of county	11	18 525	1 715	108	10	(D)	(D)	BB	1	(D)
Carbon County	49	89 886	7 253	302	42	76 735	5 980	256	7	13 151
Price	37	71 878	5 719	236	32	(D)	(D)	CC	5	(D)
Balance of county	12	18 008	1 534	66	10	(D)	(D)	BB	2	(D)
Daggett County	-	-	-	-	-	-	-	-	-	-
Davis County	182	1 365 488	57 074	2 480	154	1 090 080	50 969	2 211	28	275 408
Bountiful	43	113 812	12 100	686	36	94 502	11 471	648	7	19 310
Centerville	13	13 990	1 555	58	11	(D)	(D)	BB	2	(D)
Clearfield	21	145 805	10 786	426	19	(D)	(D)	EE	2	(D)
Clinton	2	(D)	(D)	AA	2	(D)	(D)	AA	-	-
Farmington	6	11 736	720	18	3	3 604	499	11	3	8 132
Fruit Heights	6	4 320	153	7	5	(D)	(D)	AA	1	(D)
Kaysville	5	(D)	(D)	AA	4	(D)	(D)	AA	1	(D)
Layton	31	748 207	17 418	672	28	747 315	17 393	669	3	892
North Salt Lake	30	104 377	7 458	295	26	(D)	(D)	EE	4	(D)
South Weber	-	-	-	-	-	-	-	-	-	-

Table 4. Summary Statistics for Counties and for Places With 2,500 Inhabitants or More: 1992—Con.

[For meaning of abbreviations and symbols, see introductory text. For explanation of terms and comparability of 1987 and 1992 censuses, see appendix A. For information on geographic areas followed by ▲, see appendix F]

Geographic area	Estab- lish- ments (number)	Sales (\$1,000)	Annual payroll (\$1,000)	Paid employees for pay period including March 12 (number)	Merchant wholesalers			Other operating types		
					Estab- lish- ments (number)	Sales (\$1,000)	Annual payroll (\$1,000)	Paid employees for pay period including March 12 (number)	Estab- lish- ments (number)	Sales (\$1,000)
Utah—Con.										
Davis County—Con.										
Sunset.....	1	(D)	(D)	AA	1	(D)	(D)	AA	—	—
Syracuse.....	—	—	—	—	—	—	—	—	—	—
West Bountiful.....	2	(D)	(D)	CC	1	(D)	(D)	AA	1	(D)
West Point.....	—	—	—	—	—	—	—	—	—	—
Woods Cross.....	14	(D)	(D)	CC	13	(D)	(D)	BB	1	(D)
Balance of county.....	8	46 510	2 031	56	5	(D)	(D)	AA	3	(D)
Duchesne County.....	28	35 078	2 582	131	25	30 121	2 107	114	3	4 957
Roosevelt.....	21	31 245	2 237	105	18	26 288	1 762	88	3	4 957
Balance of county.....	7	3 833	345	26	7	3 833	345	26	—	—
Emery County.....	9	(D)	(D)	BB	7	(D)	(D)	BB	2	(D)
Garfield County.....	2	(D)	(D)	AA	2	(D)	(D)	AA	—	—
Grand County.....	15	(D)	(D)	BB	13	9 676	1 036	50	2	(D)
Moab.....	12	10 484	1 040	51	10	(D)	(D)	BB	2	(D)
Balance of county.....	3	(D)	(D)	AA	3	(D)	(D)	AA	—	—
Iron County.....	28	71 299	3 828	202	28	71 299	3 828	202	—	—
Cedar City.....	23	65 875	3 325	172	23	65 875	3 325	172	—	—
Balance of county.....	5	5 424	503	30	5	5 424	503	30	—	—
Juab County.....	9	13 155	1 514	83	8	(D)	(D)	BB	1	(D)
Nephi.....	8	(D)	(D)	BB	7	(D)	(D)	BB	1	(D)
Balance of county.....	1	(D)	(D)	AA	1	(D)	(D)	AA	—	—
Kane County.....	4	(D)	(D)	BB	4	(D)	(D)	BB	—	—
Kanab.....	—	—	—	—	—	—	—	—	—	—
Balance of county.....	4	(D)	(D)	BB	4	(D)	(D)	BB	—	—
Millard County.....	22	20 325	1 460	106	22	20 325	1 460	106	—	—
Delta.....	4	3 233	234	25	4	3 233	234	25	—	—
Balance of county.....	18	17 092	1 226	81	18	17 092	1 226	81	—	—
Morgan County.....	2	(D)	(D)	CC	2	(D)	(D)	CC	—	—
Piute County.....	—	—	—	—	—	—	—	—	—	—
Rich County.....	1	(D)	(D)	AA	1	(D)	(D)	AA	—	—
Salt Lake County.....	2 016	11 355 172	737 222	26 816	1 630	6 602 417	537 733	21 182	386	4 752 755
Draper (part) ▲.....	12	(D)	(D)	CC	11	(D)	(D)	CC	1	(D)
Midvale.....	85	499 357	17 481	630	76	428 995	15 930	588	9	70 362
Murray.....	146	348 887	42 428	1 666	114	210 819	32 428	1 301	32	138 068
Riverton.....	7	(D)	(D)	BB	6	(D)	(D)	BB	1	(D)
Salt Lake City.....	893	7 658 078	442 591	15 448	725	4 254 821	308 678	11 776	168	3 403 257
Sandy.....	85	113 432	9 856	374	66	64 105	8 005	328	19	49 327
South Jordan.....	5	1 629	243	12	5	1 629	243	12	—	—
South Salt Lake.....	223	766 209	70 837	2 574	186	511 012	60 599	2 287	37	255 197
West Jordan.....	25	160 626	7 650	342	23	(D)	(D)	EE	2	(D)
West Valley City.....	133	663 742	54 696	1 834	109	366 774	30 469	1 260	24	296 968
Balance of county.....	402	(D)	(D)	HH	309	(D)	(D)	HH	93	(D)
San Juan County.....	9	10 290	914	50	9	10 290	914	50	—	—
Blanding.....	2	(D)	(D)	AA	2	(D)	(D)	AA	—	—
Balance of county.....	7	(D)	(D)	BB	7	(D)	(D)	BB	—	—
Sanpete County.....	16	(D)	(D)	BB	15	(D)	(D)	BB	1	(D)
Ephraim.....	5	3 203	197	18	5	3 203	197	18	—	—
Balance of county.....	11	(D)	(D)	BB	10	(D)	(D)	BB	1	(D)
Sevier County.....	29	98 796	3 715	239	27	(D)	(D)	CC	2	(D)
Richfield.....	21	47 718	2 558	137	20	(D)	(D)	CC	1	(D)
Balance of county.....	8	51 078	1 157	102	7	(D)	(D)	BB	1	(D)
Summit County.....	28	38 907	3 395	133	22	16 986	2 166	114	6	21 921
Park City (part) ▲.....	16	30 482	2 483	92	13	(D)	(D)	BB	3	(D)
Balance of county.....	12	8 425	912	41	9	(D)	(D)	BB	3	(D)
Tooele County.....	11	20 076	1 510	107	10	(D)	(D)	BB	1	(D)
Grantsville.....	2	(D)	(D)	BB	2	(D)	(D)	BB	—	—
Tooele.....	6	12 335	729	37	5	(D)	(D)	BB	1	(D)
Balance of county.....	3	(D)	(D)	AA	3	(D)	(D)	AA	—	—
Uintah County.....	55	84 025	8 408	320	44	64 631	7 144	262	11	19 394
Vernal.....	44	61 828	7 241	260	35	(D)	(D)	CC	9	(D)
Balance of county.....	11	22 197	1 167	60	9	(D)	(D)	BB	2	(D)
Utah County.....	298	901 108	92 511	4 584	271	749 997	81 837	4 059	27	151 111
Alpine.....	3	(D)	(D)	AA	1	(D)	(D)	AA	2	(D)
American Fork.....	21	63 188	4 607	284	18	(D)	(D)	EE	3	(D)
Draper (part) ▲.....	1	(D)	(D)	AA	—	—	—	—	1	(D)
Highland.....	1	(D)	(D)	AA	1	(D)	(D)	AA	—	—
Lehi.....	12	30 802	3 372	176	9	(D)	(D)	CC	3	(D)
Lindon.....	12	87 137	6 013	186	10	(D)	(D)	CC	2	(D)
Mapleton.....	5	14 008	497	14	4	(D)	(D)	AA	1	(D)
Orem.....	97	160 846	18 643	806	92	142 787	16 439	718	5	18 059
Payson.....	3	(D)	(D)	BB	3	(D)	(D)	BB	—	—
Pleasant Grove.....	11	12 670	1 437	65	9	(D)	(D)	BB	2	(D)

Table 4. Summary Statistics for Counties and for Places With 2,500 Inhabitants or More: 1992—Con.

[For meaning of abbreviations and symbols, see introductory text. For explanation of terms and comparability of 1987 and 1992 censuses, see appendix A. For information on geographic areas followed by ▲, see appendix F]

Geographic area	Estab-lish-ments (number)	Sales (\$1,000)	Annual payroll (\$1,000)	Paid employees for pay period including March 12 (number)	Merchant wholesalers			Other operating types		
					Estab-lish-ments (number)	Sales (\$1,000)	Annual payroll (\$1,000)	Paid employees for pay period including March 12 (number)	Estab-lish-ments (number)	Sales (\$1,000)
Utah—Con.										
Utah County—Con.										
Provo.....	77	333 125	40 453	1 984	73	315 255	38 102	1 900	4	17 870
Spanish Fork.....	23	86 292	7 922	417	20	(D)	(D)	CC	3	(D)
Springville.....	13	23 142	3 323	175	13	23 142	3 323	175	—	—
Balance of county.....	19	52 367	5 376	441	18	(D)	(D)	EE	1	(D)
Wasatch County										
Heber.....	7	3 367	436	30	7	3 367	436	30	—	—
Park City (part) ▲.....	7	3 367	436	30	7	3 367	436	30	—	—
Balance of county.....	—	—	—	—	—	—	—	—	—	—
Washington County										
Hurricane.....	78	155 012	11 479	635	75	(D)	(D)	FF	3	(D)
St. George.....	70	147 256	10 629	573	67	(D)	(D)	FF	3	(D)
Washington.....	1	(D)	(D)	AA	1	(D)	(D)	AA	—	—
Balance of county.....	7	(D)	(D)	BB	7	(D)	(D)	BB	—	—
Wayne County										
Balance of county.....	1	(D)	(D)	AA	1	(D)	(D)	AA	—	—
Weber County										
Harrisville.....	205	493 492	43 416	1 937	195	464 148	42 297	1 864	10	29 344
North Ogden.....	—	—	—	—	—	—	—	—	—	—
Ogden.....	147	404 793	35 911	1 544	140	377 748	34 876	1 479	7	27 045
Plain City.....	3	(D)	(D)	BB	3	(D)	(D)	BB	—	—
Pleasant View.....	2	(D)	(D)	BB	2	(D)	(D)	BB	—	—
Riverdale.....	7	5 183	551	32	7	5 183	551	32	—	—
Roy.....	5	(D)	(D)	AA	4	1 511	285	13	1	(D)
South Ogden.....	6	3 188	504	23	5	(D)	(D)	BB	1	(D)
Washington Terrace.....	—	—	—	—	—	—	—	—	—	—
Balance of county.....	35	(D)	(D)	EE	34	(D)	(D)	EE	1	(D)

Table 5. Summary Statistics for Places With 200 Establishments or More: 1992

[For meaning of abbreviations and symbols, see introductory text. For explanation of terms and comparability of 1987 and 1992 censuses, see appendix A. For information on geographic areas followed by ▲, see appendix F]

SIC code	Geographic area and kind of business	Estab-lish-ments (number)	Sales (\$1,000)	Annual payroll (\$1,000)	Paid employees for pay period including March 12 (number)	Merchant wholesalers			Other operating types		
						Estab-lish-ments (number)	Sales (\$1,000)	Annual payroll (\$1,000)	Paid employees for pay period including March 12 (number)	Estab-lish-ments (number)	Sales (\$1,000)
SALT LAKE CITY											
	Wholesale trade	893	7 658 078	442 591	15 448	725	4 254 821	308 678	11 776	168	3 403 257
50	Durable goods	616	2 566 347	262 255	8 734	512	1 750 707	179 736	6 788	104	815 640
501	Motor vehicles and motor vehicle parts and supplies	92	493 701	43 559	1 899	79	427 116	38 462	1 591	13	66 585
5012	Automobiles and other motor vehicles.....	15	266 155	16 033	703	13	(D)	(D)	EE	2	(D)
5013	Motor vehicle supplies and new parts.....	61	169 975	23 747	1 012	52	154 474	22 392	953	9	15 501
5014	Tires and tubes.....	11	55 760	3 205	146	9	(D)	(D)	CC	2	(D)
5015	Motor vehicle parts, used.....	5	1 811	574	38	5	1 811	574	38	—	—
502	Furniture and home furnishings	36	71 345	9 393	394	34	(D)	(D)	EE	2	(D)
5021	Furniture.....	18	28 011	3 823	174	17	(D)	(D)	CC	1	(D)
5023	Home furnishings.....	18	43 334	5 570	220	17	(D)	(D)	CC	1	(D)
503	Lumber and other construction materials	43	315 591	16 349	585	36	263 824	13 910	508	7	51 767
5031	Lumber, plywood, millwork, and wood panels.....	16	203 549	7 995	257	14	(D)	(D)	CC	2	(D)
5032	Brick, stone, and related construction materials.....	7	35 266	1 537	41	4	5 274	649	19	3	29 992
5033	Roofing, siding, and insulation materials.....	10	58 482	3 768	152	8	(D)	(D)	CC	2	(D)
5039	Construction materials, n.e.c.....	10	18 294	3 049	135	10	18 294	3 049	135	—	—
504	Professional and commercial equipment and supplies	101	384 713	69 579	1 776	85	171 425	30 250	1 062	16	213 288
5043	Photographic equipment and supplies.....	2	(D)	(D)	AA	2	(D)	(D)	AA	—	—
5044	Office equipment.....	14	71 425	15 176	383	11	(D)	(D)	CC	3	(D)
5045	Computers and computer peripheral equipment and software.....	42	206 775	38 103	817	35	53 257	9 500	337	7	153 518
5046	Commercial equipment, n.e.c.....	13	29 802	4 157	231	12	(D)	(D)	CC	1	(D)
5047	Medical, dental, and hospital equipment and supplies.....	23	57 663	9 443	218	18	(D)	(D)	CC	5	(D)
5048	Ophthalmic goods.....	2	(D)	(D)	BB	2	(D)	(D)	BB	—	—
5049	Professional equipment and supplies, n.e.c.....	5	16 064	2 029	91	5	16 064	2 029	91	—	—
505	Metals and minerals, except petroleum	18	94 430	7 948	301	16	(D)	(D)	EE	2	(D)
5051	Metals service centers and offices.....	18	94 430	7 948	301	16	(D)	(D)	EE	2	(D)
5052	Coal and other minerals and ores.....	—	—	—	—	—	—	—	—	—	—

Table 5. Summary Statistics for Places With 200 Establishments or More: 1992 — Con.

[For meaning of abbreviations and symbols, see introductory text. For explanation of terms and comparability of 1987 and 1992 censuses, see appendix A. For information on geographic areas followed by ▲, see appendix F]

SIC code	Geographic area and kind of business	Estab-lish-ments (number)	Sales (\$1,000)	Annual payroll (\$1,000)	Paid employees for pay period including March 12 (number)	Merchant wholesalers			Other operating types		
						Estab-lish-ments (number)	Sales (\$1,000)	Annual payroll (\$1,000)	Paid employees for pay period including March 12 (number)	Estab-lish-ments (number)	Sales (\$1,000)
SALT LAKE CITY — Con.											
50	Durable goods — Con.										
506	Electrical goods	85	314 272	23 633	771	56	193 683	16 579	605	29	120 589
5063	Electrical apparatus and equipment, wiring supplies, and construction materials	50	169 943	14 479	480	30	88 155	9 225	351	20	81 788
5064	Electrical appliances, television and radio sets	10	54 560	3 281	133	10	54 560	3 281	133	—	—
5065	Electronic parts and equipment, n.e.c.	25	89 769	5 873	158	16	50 968	4 073	121	9	38 801
507	Hardware, and plumbing and heating equipment and supplies	33	135 097	13 745	454	28	79 909	9 079	308	5	55 188
5072	Hardware	15	52 506	5 858	215	13	(D)	(D)	BB	2	(D)
5074	Plumbing and heating equipment and supplies (hydronics)	11	51 510	4 909	152	9	(D)	(D)	CC	2	(D)
5075	Warm air heating and air-conditioning equipment and supplies	5	(D)	(D)	BB	4	10 876	1 359	45	1	(D)
5078	Refrigeration equipment and supplies	2	(D)	(D)	BB	2	(D)	(D)	BB	—	—
508	Machinery, equipment, and supplies	151	430 522	47 030	1 774	127	346 703	43 486	1 510	24	83 819
5082	Construction and mining (except petroleum) machinery and equipment	18	(D)	(D)	EE	17	(D)	(D)	EE	1	(D)
5083	Farm and garden machinery and equipment	7	20 874	2 415	95	7	20 874	2 415	95	—	—
5084	Industrial machinery and equipment	68	192 463	19 493	837	48	126 703	16 544	588	20	65 760
5085	Industrial supplies	30	83 545	7 408	248	29	(D)	(D)	CC	1	(D)
5087	Service establishment equipment and supplies	20	(D)	(D)	CC	19	24 980	4 190	195	1	(D)
5088	Transportation equipment and supplies, except motor vehicles	8	(D)	(D)	BB	7	10 967	958	36	1	(D)
509	Miscellaneous durable goods	57	326 676	31 019	780	51	(D)	(D)	FF	6	(D)
5091	Sporting and recreational goods and supplies	10	46 457	2 452	93	7	39 477	2 114	88	3	6 980
5092	Toys and hobby goods and supplies	3	(D)	(D)	AA	3	(D)	(D)	AA	—	—
5093	Scrap and waste materials	17	42 067	5 577	257	17	42 067	5 577	257	—	—
5094	Jewelry, watches, precious stones, and precious metals	13	(D)	(D)	EE	12	10 383	1 847	81	1	(D)
5099	Durable goods, n.e.c.	14	20 424	2 091	116	12	(D)	(D)	CC	2	(D)
51	Nondurable goods	277	5 091 731	180 336	6 714	213	2 504 114	128 942	4 988	64	2 587 617
511	Paper and paper products	32	254 215	16 554	602	26	218 649	13 546	511	6	35 566
5111	Printing and writing paper	3	91 992	5 765	144	2	(D)	(D)	CC	1	(D)
5112	Stationery and office supplies	19	66 348	6 560	291	16	49 600	4 966	245	3	16 748
5113	Industrial and personal service paper	10	95 875	4 229	167	8	(D)	(D)	CC	2	(D)
512	Drugs, drug proprietaries, and druggists' sundries	14	648 132	12 966	523	12	(D)	(D)	EE	2	(D)
5122	Drugs, drug proprietaries, and druggists' sundries	14	648 132	12 966	523	12	(D)	(D)	EE	2	(D)
513	Apparel, piece goods, and notions	19	28 334	3 029	133	17	(D)	(D)	CC	2	(D)
5131	Piece goods, notions, and other dry goods	6	11 444	1 695	49	6	11 444	1 695	49	—	—
5136	Men's and boys' clothing and furnishings	8	9 862	922	65	7	(D)	(D)	BB	1	(D)
5137	Women's, children's, and infants' clothing and accessories	2	(D)	(D)	AA	2	(D)	(D)	AA	—	—
5139	Footwear	3	(D)	(D)	AA	2	(D)	(D)	AA	1	(D)
514	Groceries and related products	100	2 109 023	103 867	3 940	67	1 379 180	70 378	2 647	33	729 843
5141	Groceries, general line	17	1 169 797	48 891	1 762	10	(D)	(D)	GG	7	(D)
5142	Packaged frozen foods	9	116 123	5 763	263	5	81 968	5 114	239	4	34 155
5143	Dairy products, except dried or canned	—	—	—	—	—	—	—	—	—	—
5144	Poultry and poultry products	2	(D)	(D)	BB	2	(D)	(D)	BB	—	—
5145	Confectionery	11	146 563	8 001	433	6	35 138	2 115	121	5	111 425
5146	Fish and seafoods	2	(D)	(D)	BB	1	(D)	(D)	AA	1	(D)
5147	Meats and meat products	8	103 534	3 066	110	7	(D)	(D)	CC	1	(D)
5148	Fresh fruits and vegetables	17	105 319	7 286	262	17	105 319	7 286	262	—	—
5149	Groceries and related products, n.e.c.	34	442 679	29 474	1 039	19	55 624	5 969	263	15	387 055
515	Farm-product raw materials	6	18 290	701	31	5	(D)	(D)	BB	1	(D)
5153	Grain and field beans	1	(D)	(D)	AA	1	(D)	(D)	AA	—	—
5154	Livestock	1	(D)	(D)	AA	1	(D)	(D)	AA	—	—
5159	Farm-product raw materials, n.e.c.	4	(D)	(D)	AA	3	(D)	(D)	AA	1	(D)
516	Chemicals and allied products	40	123 889	16 360	389	29	66 528	8 688	275	11	57 361
5162	Plastics materials and basic forms and shapes	13	61 038	7 238	126	9	(D)	(D)	BB	4	(D)
5169	Chemicals and allied products, n.e.c.	27	62 851	9 122	263	20	(D)	(D)	CC	7	(D)
517	Petroleum and petroleum products	16	1 667 770	6 859	245	10	56 160	2 805	129	6	1 611 610
5171	Petroleum bulk stations and terminals	10	(D)	(D)	CC	5	45 893	2 112	87	5	(D)
5172	Petroleum and petroleum products wholesalers, except bulk stations and terminals	6	(D)	(D)	BB	5	10 267	693	42	1	(D)
518	Beer, wine, and distilled alcoholic beverages	3	73 852	7 114	181	3	73 852	7 114	181	—	—
5181	Beer and ale	3	73 852	7 114	181	3	73 852	7 114	181	—	—
5182	Wine and distilled alcoholic beverages	—	—	—	—	—	—	—	—	—	—
519	Miscellaneous nondurable goods	47	168 226	12 886	670	44	(D)	(D)	FF	3	(D)
5191	Farm supplies	5	9 891	949	50	4	(D)	(D)	BB	1	(D)
5192	Books, periodicals, and newspapers	6	52 390	3 013	188	4	(D)	(D)	CC	2	(D)
5193	Flowers, nursery stock, and florists' supplies	7	11 081	1 487	92	7	11 081	1 487	92	—	—
5194	Tobacco and tobacco products	2	(D)	(D)	CC	2	(D)	(D)	CC	—	—
5198	Paints, varnishes, and supplies	5	3 392	383	19	5	3 392	383	19	—	—
5199	Nondurable goods, n.e.c.	22	(D)	(D)	CC	22	(D)	(D)	CC	—	—

Table 5. Summary Statistics for Places With 200 Establishments or More: 1992 –Con.

[For meaning of abbreviations and symbols, see introductory text. For explanation of terms and comparability of 1987 and 1992 censuses, see appendix A. For information on geographic areas followed by ▲, see appendix F]

SIC code	Geographic area and kind of business	Estab-lish-ments (number)	Sales (\$1,000)	Annual payroll (\$1,000)	Paid employees for pay period including March 12 (number)	Merchant wholesalers			Other operating types		
						Estab-lish-ments (number)	Sales (\$1,000)	Annual payroll (\$1,000)	Paid employees for pay period including March 12 (number)	Estab-lish-ments (number)	Sales (\$1,000)
SOUTH SALT LAKE											
	Wholesale trade	223	766 209	70 837	2 574	186	511 012	60 599	2 287	37	255 197
50	Durable goods	176	566 022	60 565	2 154	151	438 304	53 800	1 983	25	127 718
501	Motor vehicles and motor vehicle parts and supplies	21	76 571	7 455	262	20	(D)	(D)	EE	1	(D)
502	Furniture and homefurnishings	14	(D)	(D)	BB	12	(D)	(D)	BB	2	(D)
503	Lumber and other construction materials	7	29 028	2 465	107	7	29 028	2 465	107	-	-
504	Professional and commercial equipment and supplies	31	131 038	12 922	403	24	52 948	8 765	335	7	78 090
505	Metals and minerals, except petroleum	1	(D)	(D)	AA	1	(D)	(D)	AA	-	-
506	Electrical goods	25	72 919	7 254	227	19	55 414	6 621	209	6	17 505
507	Hardware, and plumbing and heating equipment and supplies	25	90 482	10 206	324	23	(D)	(D)	EE	2	(D)
508	Machinery, equipment, and supplies	42	122 006	16 929	638	36	107 832	16 040	604	6	14 174
509	Miscellaneous durable goods	10	(D)	(D)	CC	9	(D)	(D)	CC	1	(D)
51	Nondurable goods	47	200 187	10 272	420	35	72 708	6 799	304	12	127 479
511	Paper and paper products	9	34 415	3 483	157	7	(D)	(D)	CC	2	(D)
512	Drugs, drug proprietaries, and druggists' sundries	1	(D)	(D)	AA	1	(D)	(D)	AA	-	-
513	Apparel, piece goods, and notions	1	(D)	(D)	AA	1	(D)	(D)	AA	-	-
514	Groceries and related products	17	131 089	3 791	153	12	22 665	1 404	69	5	108 424
515	Farm-product raw materials	1	(D)	(D)	AA	1	(D)	(D)	AA	-	-
516	Chemicals and allied products	2	(D)	(D)	AA	1	(D)	(D)	AA	1	(D)
517	Petroleum and petroleum products	2	(D)	(D)	AA	2	(D)	(D)	AA	-	-
518	Beer, wine, and distilled alcoholic beverages	-	-	-	-	-	-	-	-	-	-
519	Miscellaneous nondurable goods	14	27 324	2 450	87	10	(D)	(D)	BB	4	(D)

Table 6. Summary Statistics for Counties With 200 Establishments or More: 1992

[For meaning of abbreviations and symbols, see introductory text. For explanation of terms and comparability of 1987 and 1992 censuses, see appendix A. For information on geographic areas followed by ▲, see appendix F]

SIC code	Geographic area and kind of business	Estab-lish-ments (number)	Sales (\$1,000)	Annual payroll (\$1,000)	Paid employees for pay period including March 12 (number)	Merchant wholesalers			Other operating types		
						Estab-lish-ments (number)	Sales (\$1,000)	Annual payroll (\$1,000)	Paid employees for pay period including March 12 (number)	Estab-lish-ments (number)	Sales (\$1,000)
SALT LAKE COUNTY											
	Wholesale trade	2 016	11 355 172	737 222	26 816	1 630	6 602 417	537 733	21 182	386	4 752 755
50	Durable goods	1 443	5 018 844	501 631	17 450	1 183	3 414 408	370 915	14 168	260	1 604 436
501	Motor vehicles and motor vehicle parts and supplies	187	760 647	70 535	3 023	167	(D)	(D)	HH	20	(D)
5012	Automobiles and other motor vehicles	30	364 522	25 772	1 007	27	(D)	(D)	FF	3	(D)
5013	Motor vehicle supplies and new parts	117	299 878	36 806	1 637	102	271 653	34 799	1 540	15	28 225
5014	Tires and tubes	21	(D)	(D)	EE	19	(D)	(D)	EE	2	(D)
5015	Motor vehicle parts, used	19	(D)	(D)	CC	19	(D)	(D)	CC	-	-
502	Furniture and homefurnishings	92	172 254	17 408	818	75	(D)	(D)	FF	17	(D)
5021	Furniture	43	70 764	6 307	305	31	(D)	(D)	EE	12	(D)
5023	Homefurnishings	49	101 490	11 101	513	44	79 212	8 382	363	5	22 278
503	Lumber and other construction materials	87	447 469	30 704	1 187	72	375 147	26 822	1 051	15	72 322
5031	Lumber, plywood, millwork, and wood panels	28	278 483	15 416	576	24	265 392	14 223	529	4	13 091
5032	Brick, stone, and related construction materials	17	(D)	(D)	BB	12	(D)	(D)	BB	5	(D)
5033	Roofing, siding, and insulation materials	18	71 703	5 085	203	15	60 104	4 646	189	3	11 599
5039	Construction materials, n.e.c.	24	(D)	(D)	EE	21	(D)	(D)	EE	3	(D)
504	Professional and commercial equipment and supplies	249	839 136	114 411	3 356	210	509 610	68 600	2 516	39	329 526
5043	Photographic equipment and supplies	6	(D)	(D)	BB	6	(D)	(D)	BB	-	-
5044	Office equipment	34	108 051	26 573	829	29	(D)	(D)	FF	5	(D)
5045	Computers and computer peripheral equipment and software	107	433 681	55 492	1 400	90	(D)	(D)	FF	17	(D)
5046	Commercial equipment, n.e.c.	29	56 631	7 400	375	25	51 335	7 083	360	4	5 296
5047	Medical, dental, and hospital equipment and supplies	55	198 844	19 330	504	44	106 639	13 819	405	11	92 205
5048	Ophthalmic goods	10	(D)	(D)	BB	9	(D)	(D)	BB	1	(D)
5049	Professional equipment and supplies, n.e.c.	8	(D)	(D)	CC	7	(D)	(D)	CC	1	(D)
505	Metals and minerals, except petroleum	32	126 722	11 118	419	27	97 649	9 449	367	5	29 073
5051	Metals service centers and offices	31	(D)	(D)	EE	26	(D)	(D)	EE	5	29 073
5052	Coal and other minerals and ores	1	(D)	(D)	AA	1	(D)	(D)	AA	-	-

WHOLESALE TRADE—GEOGRAPHIC AREA SERIES

Table 6. Summary Statistics for Counties With 200 Establishments or More: 1992 — Con.

[For meaning of abbreviations and symbols, see introductory text. For explanation of terms and comparability of 1987 and 1992 censuses, see appendix A. For information on geographic areas followed by ▲, see appendix F]

SIC code	Geographic area and kind of business	Estab-lish-ments (number)	Sales (\$1,000)	Annual payroll (\$1,000)	Paid employees for pay period including March 12 (number)	Merchant wholesalers				Other operating types	
						Estab-lish-ments (number)	Sales (\$1,000)	Annual payroll (\$1,000)	Paid employees for pay period including March 12 (number)	Estab-lish-ments (number)	Sales (\$1,000)
SALT LAKE COUNTY — Con.											
50	Durable goods — Con.										
506	Electrical goods	219	771 694	68 353	2 210	148	466 940	54 932	1 843	71	304 754
5063	Electrical apparatus and equipment, wiring supplies, and construction materials	111	368 004	28 250	974	65	174 685	19 692	726	46	193 319
5064	Electrical appliances, television and radio sets	25	115 777	7 538	292	21	87 743	6 740	271	4	28 034
5065	Electronic parts and equipment, n.e.c.	83	287 913	32 565	944	62	204 512	28 500	846	21	83 401
507	Hardware, and plumbing and heating equipment and supplies	110	322 158	32 529	1 127	89	217 362	25 036	879	21	104 796
5072	Hardware	40	92 596	10 745	408	31	(D)	(D)	EE	9	(D)
5074	Plumbing and heating equipment and supplies (hydronics)	35	129 281	11 947	408	27	(D)	(D)	EE	8	(D)
5075	Warm air heating and air-conditioning equipment and supplies	28	77 958	7 834	253	25	(D)	(D)	CC	3	(D)
5078	Refrigeration equipment and supplies	7	22 323	2 003	58	6	(D)	(D)	BB	1	(D)
508	Machinery, equipment, and supplies	349	1 017 024	115 140	3 954	290	(D)	(D)	HH	59	(D)
5082	Construction and mining (except petroleum) machinery and equipment	38	312 359	38 513	995	34	(D)	(D)	FF	4	(D)
5083	Farm and garden machinery and equipment	20	60 463	5 970	238	17	(D)	(D)	CC	3	(D)
5084	Industrial machinery and equipment	161	378 065	39 067	1 546	122	273 349	33 823	1 239	39	104 716
5085	Industrial supplies	68	171 144	18 541	610	58	138 949	16 863	558	10	32 195
5087	Service establishment equipment and supplies	52	80 244	11 904	519	50	(D)	(D)	FF	2	(D)
5088	Transportation equipment and supplies, except motor vehicles	10	14 749	1 145	46	9	(D)	(D)	BB	1	(D)
509	Miscellaneous durable goods	118	561 740	41 433	1 356	105	(D)	(D)	GG	13	(D)
5091	Sporting and recreational goods and supplies	29	145 649	5 817	222	22	73 807	4 874	202	7	71 842
5092	Toys and hobby goods and supplies	11	28 861	1 950	124	11	28 861	1 950	124	—	—
5093	Scrap and waste materials	29	111 829	8 152	400	29	111 829	8 152	400	—	—
5094	Jewelry, watches, precious stones, and precious metals	20	(D)	(D)	EE	18	(D)	(D)	CC	2	(D)
5099	Durable goods, n.e.c.	29	(D)	(D)	CC	25	(D)	(D)	CC	4	(D)
51	Nondurable goods	573	6 336 328	235 591	9 366	447	3 188 009	166 818	7 014	126	3 148 319
511	Paper and paper products	66	328 439	23 891	928	50	(D)	(D)	FF	16	(D)
5111	Printing and writing paper	7	(D)	(D)	CC	6	(D)	(D)	CC	1	(D)
5112	Stationery and office supplies	43	(D)	(D)	FF	33	(D)	(D)	EE	10	(D)
5113	Industrial and personal service paper	16	(D)	(D)	CC	11	(D)	(D)	CC	5	14 256
512	Drugs, drug proprietaries, and druggists' sundries	30	(D)	(D)	FF	28	(D)	(D)	FF	2	(D)
5122	Drugs, drug proprietaries, and druggists' sundries	30	(D)	(D)	FF	28	(D)	(D)	FF	2	(D)
513	Apparel, piece goods, and notions	51	(D)	(D)	EE	46	(D)	(D)	EE	5	(D)
5131	Piece goods, notions, and other dry goods	14	14 342	1 950	59	14	14 342	1 950	59	—	—
5136	Men's and boys' clothing and furnishings	20	(D)	(D)	CC	18	(D)	(D)	CC	2	(D)
5137	Women's, children's, and infants' clothing and accessories	13	(D)	(D)	BB	11	(D)	(D)	BB	2	(D)
5139	Footwear	4	(D)	(D)	AA	3	(D)	(D)	AA	1	(D)
514	Groceries and related products	193	2 915 377	129 744	5 062	133	1 733 903	84 461	3 364	60	1 181 474
5141	Groceries, general line	24	(D)	(D)	GG	15	(D)	(D)	GG	9	(D)
5142	Packaged frozen foods	16	295 447	8 838	351	9	(D)	(D)	EE	7	(D)
5143	Dairy products, except dried or canned	11	(D)	(D)	CC	10	41 432	1 237	98	1	(D)
5144	Poultry and poultry products	6	31 257	1 377	73	5	(D)	(D)	BB	1	(D)
5145	Confectionery	21	(D)	(D)	EE	13	(D)	(D)	CC	8	129 266
5146	Fish and seafoods	2	(D)	(D)	BB	1	(D)	(D)	AA	1	(D)
5147	Meats and meat products	16	(D)	(D)	CC	14	146 011	5 145	211	2	(D)
5148	Fresh fruits and vegetables	22	148 531	12 529	512	22	148 531	12 529	512	—	—
5149	Groceries and related products, n.e.c.	75	(D)	(D)	GG	44	(D)	(D)	EE	31	(D)
515	Farm-product raw materials	9	(D)	(D)	BB	7	(D)	(D)	BB	2	(D)
5153	Grain and field beans	2	(D)	(D)	AA	2	(D)	(D)	AA	—	—
5154	Livestock	1	(D)	(D)	AA	1	(D)	(D)	AA	—	—
5159	Farm-product raw materials, n.e.c.	6	(D)	(D)	BB	4	(D)	(D)	BB	2	(D)
516	Chemicals and allied products	72	203 069	21 255	590	54	95 645	12 018	418	18	107 424
5162	Plastics materials and basic forms and shapes	22	86 421	8 677	173	16	31 378	2 649	100	6	55 043
5169	Chemicals and allied products, n.e.c.	50	116 648	12 578	417	38	64 267	9 369	318	12	52 381
517	Petroleum and petroleum products	25	1 704 254	8 160	313	19	92 644	4 106	197	6	1 611 610
5171	Petroleum bulk stations and terminals	17	1 692 930	7 411	261	12	(D)	(D)	CC	5	(D)
5172	Petroleum and petroleum products wholesalers, except bulk stations and terminals	8	11 324	749	52	7	(D)	(D)	BB	1	(D)
518	Beer, wine, and distilled alcoholic beverages	5	(D)	(D)	CC	3	73 852	7 114	181	2	(D)
5181	Beer and ale	3	73 852	7 114	181	3	73 852	7 114	181	—	—
5182	Wine and distilled alcoholic beverages	2	(D)	(D)	AA	—	—	—	—	2	(D)
519	Miscellaneous nondurable goods	122	(D)	(D)	GG	107	(D)	(D)	GG	15	(D)
5191	Farm supplies	14	17 849	1 560	87	13	(D)	(D)	BB	1	(D)
5192	Books, periodicals, and newspapers	18	68 755	5 598	306	11	(D)	(D)	CC	7	(D)
5193	Flowers, nursery stock, and florists' supplies	18	19 542	2 738	218	18	19 542	2 738	218	—	—
5194	Tobacco and tobacco products	3	84 128	5 272	219	3	84 128	5 272	219	—	—
5198	Paints, varnishes, and supplies	16	(D)	(D)	BB	13	(D)	(D)	BB	3	8 331
5199	Nondurable goods, n.e.c.	53	54 602	4 959	270	49	(D)	(D)	EE	4	(D)
UTAH COUNTY (Coextensive with Provo-Orem, UT MSA; see table 7.)											

Table 6. Summary Statistics for Counties With 200 Establishments or More: 1992 – Con.

[For meaning of abbreviations and symbols, see introductory text. For explanation of terms and comparability of 1987 and 1992 censuses, see appendix A. For information on geographic areas followed by ▲, see appendix F]

SIC code	Geographic area and kind of business	Estab-lish-ments (number)	Sales (\$1,000)	Annual payroll (\$1,000)	Paid employees for pay period including March 12 (number)	Merchant wholesalers				Other operating types	
						Estab-lish-ments (number)	Sales (\$1,000)	Annual payroll (\$1,000)	Paid employees for pay period including March 12 (number)	Estab-lish-ments (number)	Sales (\$1,000)
WEBER COUNTY											
	Wholesale trade -----	205	493 492	43 416	1 937	195	464 148	42 297	1 864	10	29 344
50	Durable goods -----	138	271 934	26 585	1 150	131	264 171	26 084	1 128	7	7 763
501	Motor vehicles and motor vehicle parts and supplies -----	34	(D)	(D)	EE	33	(D)	(D)	EE	1	(D)
502	Furniture and homefurnishings -----	5	(D)	(D)	BB	5	(D)	(D)	BB	—	(D)
503	Lumber and other construction materials -----	8	(D)	(D)	BB	6	(D)	(D)	BB	2	(D)
504	Professional and commercial equipment and supplies -----	21	(D)	(D)	CC	20	(D)	(D)	CC	1	(D)
505	Metals and minerals, except petroleum -----	2	(D)	(D)	BB	2	(D)	(D)	BB	—	(D)
506	Electrical goods -----	12	24 290	2 797	99	10	(D)	(D)	BB	2	(D)
507	Hardware, and plumbing and heating equipment and supplies -----	16	26 827	2 498	127	16	26 827	2 498	127	—	—
508	Machinery, equipment, and supplies -----	27	(D)	(D)	CC	27	(D)	(D)	CC	—	—
509	Miscellaneous durable goods -----	13	(D)	(D)	BB	12	(D)	(D)	BB	1	(D)
51	Nondurable goods -----	67	221 558	16 831	787	64	199 977	16 213	736	3	21 581
511	Paper and paper products -----	3	(D)	(D)	BB	3	(D)	(D)	BB	—	—
512	Drugs, drug proprietaries, and druggists' sundries -----	7	(D)	(D)	BB	6	(D)	(D)	BB	1	(D)
513	Apparel, piece goods, and notions -----	3	(D)	(D)	AA	3	(D)	(D)	AA	—	—
514	Groceries and related products -----	15	(D)	(D)	CC	14	(D)	(D)	CC	1	(D)
515	Farm-product raw materials -----	4	(D)	(D)	BB	3	(D)	(D)	BB	1	(D)
516	Chemicals and allied products -----	6	16 146	1 512	58	6	16 146	1 512	58	—	—
517	Petroleum and petroleum products -----	7	(D)	(D)	BB	7	(D)	(D)	BB	—	—
518	Beer, wine, and distilled alcoholic beverages -----	3	25 631	3 124	102	3	25 631	3 124	102	—	—
519	Miscellaneous nondurable goods -----	19	(D)	(D)	CC	19	(D)	(D)	CC	—	—

Table 7. Summary Statistics for Metropolitan Areas: 1992

[For meaning of abbreviations and symbols, see introductory text. For explanation of terms and comparability of 1987 and 1992 censuses, see appendix A. For definitions of CMSA's, MSA's, and PMSA's, see appendix D]

SIC code	Geographic area and kind of business	Estab-lish-ments (number)	Sales (\$1,000)	Annual payroll (\$1,000)	Paid employees for pay period including March 12 (number)	Merchant wholesalers				Other operating types	
						Estab-lish-ments (number)	Sales (\$1,000)	Annual payroll (\$1,000)	Paid employees for pay period including March 12 (number)	Estab-lish-ments (number)	Sales (\$1,000)
PROVO-OREM, UT MSA											
	Wholesale trade -----	298	901 108	92 511	4 584	271	749 997	81 837	4 059	27	151 111
50	Durable goods -----	189	383 070	40 154	1 813	177	327 716	39 019	1 762	12	55 354
501	Motor vehicles and motor vehicle parts and supplies -----	37	(D)	(D)	CC	36	(D)	(D)	CC	1	(D)
502	Furniture and homefurnishings -----	8	8 745	758	84	8	8 745	758	84	—	—
503	Lumber and other construction materials -----	16	(D)	(D)	CC	14	(D)	(D)	BB	2	(D)
504	Professional and commercial equipment and supplies -----	33	35 135	6 648	281	33	35 135	6 648	281	—	—
505	Metals and minerals, except petroleum -----	8	(D)	(D)	CC	8	(D)	(D)	CC	—	—
506	Electrical goods -----	21	47 784	5 870	234	21	47 784	5 870	234	—	—
507	Hardware, and plumbing and heating equipment and supplies -----	15	(D)	(D)	CC	14	(D)	(D)	CC	1	(D)
508	Machinery, equipment, and supplies -----	33	94 474	9 221	419	26	(D)	(D)	EE	7	(D)
509	Miscellaneous durable goods -----	18	(D)	(D)	CC	17	(D)	(D)	CC	1	(D)
51	Nondurable goods -----	109	518 038	52 357	2 771	94	422 281	42 818	2 297	15	95 757
511	Paper and paper products -----	10	(D)	(D)	BB	9	(D)	(D)	BB	1	(D)
512	Drugs, drug proprietaries, and druggists' sundries -----	9	(D)	(D)	GG	9	(D)	(D)	GG	—	—
513	Apparel, piece goods, and notions -----	8	(D)	(D)	BB	8	(D)	(D)	BB	—	—
514	Groceries and related products -----	29	106 772	12 473	631	22	49 522	4 434	277	7	57 250
515	Farm-product raw materials -----	2	(D)	(D)	BB	—	—	—	(D)	2	(D)
516	Chemicals and allied products -----	10	30 056	3 047	137	8	(D)	(D)	BB	2	(D)
517	Petroleum and petroleum products -----	15	151 391	5 550	433	15	151 391	5 550	433	—	—
518	Beer, wine, and distilled alcoholic beverages -----	3	(D)	(D)	BB	3	(D)	(D)	BB	—	—
519	Miscellaneous nondurable goods -----	23	(D)	(D)	CC	20	(D)	(D)	CC	3	(D)

Table 7. Summary Statistics for Metropolitan Areas: 1992 – Con.

[For meaning of abbreviations and symbols, see introductory text. For explanation of terms and comparability of 1987 and 1992 censuses, see appendix A. For definitions of CMSA's, MSA's, and PMSA's, see appendix D]

SIC code	Geographic area and kind of business	Estab-lish-ments (number)	Sales (\$1,000)	Annual payroll (\$1,000)	Paid employees for pay period including March 12 (number)	Merchant wholesalers				Other operating types	
						Estab-lish-ments (number)	Sales (\$1,000)	Annual payroll (\$1,000)	Paid employees for pay period including March 12 (number)	Estab-lish-ments (number)	Sales (\$1,000)
SALT LAKE CITY–OGDEN, UT MSA											
	Wholesale trade -----	2 403	13 214 152	837 712	31 233	1 979	8 156 645	630 999	25 257	424	5 057 507
50	Durable goods -----	1 694	5 748 363	555 134	19 854	1 410	3 932 283	419 411	16 354	284	1 816 080
501	Motor vehicles and motor vehicle parts and supplies -----	237	1 044 752	83 482	3 578	214	(D)	(D)	HH	23	(D)
5012	Automobiles and other motor vehicles -----	41	551 758	29 880	1 199	37	375 622	24 392	831	4	176 136
5013	Motor vehicle supplies and new parts -----	140	319 280	40 023	1 822	124	(D)	(D)	GG	16	(D)
5014	Tires and tubes -----	26	(D)	(D)	EE	23	100 933	8 831	(D)	3	(D)
5015	Motor vehicle parts, used -----	30	(D)	(D)	CC	30	(D)	(D)	CC	-	-
502	Furniture and homefurnishings -----	101	182 283	18 216	866	84	(D)	(D)	FF	17	(D)
5021	Furniture -----	48	78 699	6 857	336	36	(D)	(D)	EE	12	(D)
5023	Homefurnishings -----	53	103 584	11 359	530	48	81 306	8 640	380	5	22 278
503	Lumber and other construction materials -----	103	502 017	33 592	1 314	85	(D)	(D)	GG	18	(D)
5031	Lumber, plywood, millwork, and wood panels -----	33	312 830	17 081	646	29	299 739	15 888	599	4	13 091
5032	Brick, stone, and related construction materials -----	20	55 505	3 081	105	14	(D)	(D)	BB	6	(D)
5033	Roofing, siding, and insulation materials -----	21	86 036	5 796	232	17	(D)	(D)	CC	4	(D)
5039	Construction materials, n.e.c. -----	29	47 646	7 634	331	25	(D)	(D)	EE	4	(D)
504	Professional and commercial equipment and supplies -----	287	884 488	120 583	3 630	245	(D)	(D)	HH	42	(D)
5043	Photographic equipment and supplies -----	6	(D)	(D)	BB	6	(D)	(D)	BB	-	-
5044	Office equipment -----	44	117 476	28 591	930	38	(D)	(D)	FF	6	(D)
5045	Computers and computer peripheral equipment and software -----	121	453 901	57 952	1 500	103	(D)	(D)	FF	18	(D)
5046	Commercial equipment, n.e.c. -----	33	(D)	(D)	EE	29	(D)	(D)	EE	4	5 296
5047	Medical, dental, and hospital equipment and supplies -----	62	201 370	19 915	526	51	109 165	14 404	427	11	92 205
5048	Ophthalmic goods -----	12	(D)	(D)	BB	10	(D)	(D)	BB	2	(D)
5049	Professional equipment and supplies, n.e.c. -----	9	(D)	(D)	CC	8	(D)	(D)	CC	1	(D)
505	Metals and minerals, except petroleum -----	38	(D)	(D)	EE	32	(D)	(D)	EE	6	(D)
5051	Metals service centers and offices -----	36	(D)	(D)	EE	30	(D)	(D)	EE	6	(D)
5052	Coal and other minerals and ores -----	2	(D)	(D)	AA	2	(D)	(D)	AA	-	-
506	Electrical goods -----	252	829 259	74 203	2 428	174	512 734	60 311	2 041	78	316 525
5063	Electrical apparatus and equipment, wiring supplies, and construction materials -----	129	411 566	32 832	1 155	79	212 295	24 138	898	50	199 271
5064	Electrical appliances, television and radio sets -----	30	120 837	8 050	301	26	92 803	7 252	280	4	28 034
5065	Electronic parts and equipment, n.e.c. -----	93	296 856	33 321	972	69	207 636	28 921	863	24	89 220
507	Hardware, and plumbing and heating equipment and supplies -----	136	431 986	43 272	1 750	112	(D)	(D)	GG	24	(D)
5072	Hardware -----	47	133 546	13 820	509	38	(D)	(D)	EE	9	(D)
5074	Plumbing and heating equipment and supplies (hydronics) -----	48	191 010	18 916	902	37	159 589	17 818	860	11	31 421
5075	Warm air heating and air-conditioning equipment and supplies -----	33	(D)	(D)	EE	30	62 317	6 646	(D)	3	(D)
5078	Refrigeration equipment and supplies -----	8	(D)	(D)	BB	7	(D)	(D)	BB	1	(D)
508	Machinery, equipment, and supplies -----	394	1 105 139	124 365	4 286	333	(D)	(D)	HH	61	(D)
5082	Construction and mining (except petroleum) machinery and equipment -----	38	312 359	38 513	995	34	(D)	(D)	FF	4	(D)
5083	Farm and garden machinery and equipment -----	22	(D)	(D)	EE	19	(D)	(D)	CC	3	(D)
5084	Industrial machinery and equipment -----	178	406 918	43 316	1 670	138	(D)	(D)	GG	40	(D)
5085	Industrial supplies -----	80	206 454	20 713	703	69	(D)	(D)	FF	11	(D)
5087	Service establishment equipment and supplies -----	64	96 516	13 802	594	62	(D)	(D)	FF	2	(D)
5088	Transportation equipment and supplies, except motor vehicles -----	12	(D)	(D)	BB	11	(D)	(D)	BB	1	(D)
509	Miscellaneous durable goods -----	146	(D)	(D)	GG	131	324 893	23 205	(D)	15	(D)
5091	Sporting and recreational goods and supplies -----	39	167 368	6 619	257	30	(D)	(D)	CC	9	(D)
5092	Toys and hobby goods and supplies -----	14	29 736	2 061	135	14	29 736	2 061	135	-	-
5093	Scrap and waste materials -----	36	117 923	9 147	460	36	117 923	9 147	460	-	-
5094	Jewelry, watches, precious stones, and precious metals -----	24	223 067	21 852	395	22	(D)	(D)	CC	2	(D)
5099	Durable goods, n.e.c. -----	33	(D)	(D)	EE	29	(D)	(D)	EE	4	(D)
51	Nondurable goods -----	709	7 465 789	282 578	11 379	569	4 224 362	211 588	8 903	140	3 241 427
511	Paper and paper products -----	80	357 619	27 540	1 100	64	(D)	(D)	FF	16	(D)
5111	Printing and writing paper -----	7	(D)	(D)	CC	6	(D)	(D)	CC	1	(D)
5112	Stationery and office supplies -----	53	(D)	(D)	FF	43	(D)	(D)	FF	10	(D)
5113	Industrial and personal service paper -----	20	135 943	8 764	346	15	121 687	7 892	318	5	14 256
512	Drugs, drug proprietaries, and druggists' sundries -----	38	757 147	17 033	743	35	625 093	14 628	668	3	132 054
5122	Drugs, drug proprietaries, and druggists' sundries -----	38	757 147	17 033	743	35	625 093	14 628	668	3	132 054
513	Apparel, piece goods, and notions -----	56	(D)	(D)	EE	51	(D)	(D)	EE	5	(D)
5131	Piece goods, notions, and other dry goods -----	14	14 342	1 950	59	14	14 342	1 950	59	-	-
5136	Men's and boys' clothing and furnishings -----	24	(D)	(D)	CC	22	(D)	(D)	CC	2	(D)
5137	Women's, children's, and infants' clothing and accessories -----	14	(D)	(D)	BB	12	(D)	(D)	BB	2	(D)
5139	Footwear -----	4	(D)	(D)	AA	3	(D)	(D)	AA	1	(D)
514	Groceries and related products -----	226	3 726 750	155 272	5 954	161	2 524 931	109 133	4 209	65	1 201 819
5141	Groceries, general line -----	25	(D)	(D)	GG	16	(D)	(D)	GG	9	(D)
5142	Packaged frozen foods -----	20	(D)	(D)	FF	13	(D)	(D)	EE	7	(D)
5143	Dairy products, except dried or canned -----	13	175 333	3 796	190	12	(D)	(D)	CC	1	(D)
5144	Poultry and poultry products -----	7	(D)	(D)	BB	5	(D)	(D)	BB	2	(D)
5145	Confectionery -----	21	(D)	(D)	EE	13	(D)	(D)	CC	8	129 266

Table 7. Summary Statistics for Metropolitan Areas: 1992 – Con.

[For meaning of abbreviations and symbols, see introductory text. For explanation of terms and comparability of 1987 and 1992 censuses, see appendix A. For definitions of CMSA's, MSA's, and PMSA's, see appendix D]

SIC code	Geographic area and kind of business	Estab-lish-ments (number)	Sales (\$1,000)	Annual payroll (\$1,000)	Paid employees for pay period including March 12 (number)	Merchant wholesalers			Other operating types	
						Estab-lish-ments (number)	Sales (\$1,000)	Annual payroll (\$1,000)	Paid employees for pay period including March 12 (number)	Estab-lish-ments (number)
SALT LAKE CITY–OGDEN, UT MSA – Con.										
51	Nondurable goods – Con.									
514	Groceries and related products – Con.									
5146	Fish and seafoods -----	2	(D)	(D)	BB	1	(D)	(D)	AA	1 (D)
5147	Meats and meat products -----	19	228 552	6 957	273	17	(D)	(D)	CC	2 (D)
5148	Fresh fruits and vegetables -----	28	156 247	13 203	555	28	156 247	13 203	555	--
5149	Groceries and related products, n.e.c. -----	91	1 266 546	53 827	1 922	56	716 761	23 998	944	35 549 785
515	Farm-product raw materials -----	14	79 988	1 397	122	11	61 753	1 146	80	3 18 235
5153	Grain and field beans -----	6	(D)	(D)	BB	6	(D)	(D)	BB	--
5154	Livestock -----	2	(D)	(D)	BB	1	(D)	(D)	AA	1 (D)
5159	Farm-product raw materials, n.e.c. -----	6	(D)	(D)	BB	4	(D)	(D)	BB	2 (D)
516	Chemicals and allied products -----	90	282 262	25 694	755	67	124 258	15 519	556	23 158 004
5162	Plastics materials and basic forms and shapes -----	26	(D)	(D)	CC	19	(D)	(D)	CC	7 (D)
5169	Chemicals and allied products, n.e.c. -----	64	(D)	(D)	FF	48	(D)	(D)	EE	16 (D)
517	Petroleum and petroleum products -----	36	1 751 436	10 170	472	30	139 826	6 116	356	6 1 611 610
5171	Petroleum bulk stations and terminals -----	25	1 716 256	8 522	345	20	(D)	(D)	CC	5 (D)
5172	Petroleum and petroleum products wholesalers, except bulk stations and terminals -----	11	35 180	1 648	127	10	(D)	(D)	CC	1 (D)
518	Beer, wine, and distilled alcoholic beverages -----	8	(D)	(D)	EE	6	99 483	10 238	(D)	2 (D)
5181	Beer and ale -----	6	99 483	10 238	283	6	99 483	10 238	283	--
5182	Wine and distilled alcoholic beverages -----	2	(D)	(D)	AA	--	--	--	(D)	2 (D)
519	Miscellaneous nondurable goods -----	161	(D)	(D)	GG	144	270 176	25 728	(D)	17 (D)
5191	Farm supplies -----	25	28 782	2 669	154	22	(D)	(D)	CC	3 (D)
5192	Books, periodicals, and newspapers -----	25	98 835	7 967	446	18	(D)	(D)	EE	7 (D)
5193	Flowers, nursery stock, and florists' supplies -----	28	28 846	4 514	341	28	28 846	4 514	341	--
5194	Tobacco and tobacco products -----	3	84 128	5 272	219	3	84 128	5 272	219	--
5198	Paints, varnishes, and supplies -----	18	26 383	2 301	99	15	18 052	1 902	82	3 8 331
5199	Nondurable goods, n.e.c. -----	62	(D)	(D)	EE	58	45 705	5 720	(D)	4 (D)

Table 8. Summary Statistics for the Area Outside Metropolitan Areas: 1992

[For meaning of abbreviations and symbols, see introductory text. For explanation of terms and comparability of 1987 and 1992 censuses, see appendix A. For definitions of CMSA's, MSA's, and PMSA's, see appendix D]

SIC code	Kind of business	Estab-lish-ments (number)	Sales (\$1,000)	Annual payroll (\$1,000)	Paid employees for pay period including March 12 (number)	Merchant wholesalers			Other operating types		
						Estab-lish-ments (number)	Sales (\$1,000)	Annual payroll (\$1,000)	Paid employees for pay period including March 12 (number)	Estab-lish-ments (number)	Sales (\$1,000)
	Wholesale trade -----	530	1 166 148	74 289	3 787	481	913 876	65 281	3 422	49	252 272
50	Durable goods -----	300	656 582	45 717	2 108	273	498 735	40 241	1 965	27	157 847
501	Motor vehicles and motor vehicle parts and supplies -----	51	(D)	(D)	EE	51	(D)	(D)	EE	--	--
5012	Automobiles and other motor vehicles -----	6	(D)	(D)	BB	6	(D)	(D)	BB	--	--
5013	Motor vehicle supplies and new parts -----	30	19 687	3 044	183	30	19 687	3 044	183	--	--
5014	Tires and tubes -----	5	(D)	(D)	BB	5	(D)	(D)	BB	--	--
5015	Motor vehicle parts, used -----	10	(D)	(D)	BB	10	(D)	(D)	BB	--	--
502	Furniture and home furnishings -----	5	17 347	1 164	69	4	(D)	(D)	BB	1 (D)	
5021	Furniture -----	2	(D)	(D)	AA	1	(D)	(D)	AA	1 (D)	
5023	Home furnishings -----	3	(D)	(D)	BB	3	(D)	(D)	BB	--	
503	Lumber and other construction materials -----	14	(D)	(D)	BB	13	(D)	(D)	BB	1 (D)	
5031	Lumber, plywood, millwork, and wood panels -----	3	5 332	466	18	3	5 332	466	18	--	
5032	Brick, stone, and related construction materials -----	6	(D)	(D)	BB	6	(D)	(D)	BB	--	
5033	Roofing, siding, and insulation materials -----	2	(D)	(D)	BB	1	(D)	(D)	BB	1 (D)	
5039	Construction materials, n.e.c. -----	3	(D)	(D)	AA	3	(D)	(D)	AA	--	
504	Professional and commercial equipment and supplies -----	30	13 657	1 776	114	29	(D)	(D)	CC	1 (D)	
5043	Photographic equipment and supplies -----	--	--	--	--	--	--	--	--	--	
5044	Office equipment -----	10	6 308	806	60	9	(D)	(D)	BB	1 (D)	
5045	Computers and computer peripheral equipment and software -----	12	(D)	(D)	BB	12	(D)	(D)	BB	--	
5046	Commercial equipment, n.e.c. -----	1	(D)	(D)	AA	1	(D)	(D)	AA	--	
5047	Medical, dental, and hospital equipment and supplies -----	6	(D)	(D)	BB	6	(D)	(D)	BB	--	
5048	Ophthalmic goods -----	--	--	--	--	--	--	--	--	--	
5049	Professional equipment and supplies, n.e.c. -----	1	(D)	(D)	AA	1	(D)	(D)	AA	--	
505	Metals and minerals, except petroleum -----	13	(D)	(D)	BB	8	(D)	(D)	BB	5 (D)	
5051	Metals service centers and offices -----	7	(D)	(D)	BB	3	579	208	18	4 (D)	
5052	Coal and other minerals and ores -----	6	(D)	(D)	BB	5	(D)	(D)	BB	1 (D)	
506	Electrical goods -----	26	24 561	2 272	105	26	24 561	2 272	105	--	
5063	Electrical apparatus and equipment, wiring supplies, and construction materials -----	17	22 243	2 005	82	17	22 243	2 005	82	--	
5064	Electrical appliances, television and radio sets -----	3	(D)	(D)	AA	3	(D)	(D)	AA	--	
5065	Electronic parts and equipment, n.e.c. -----	6	(D)	(D)	AA	6	(D)	(D)	AA	--	

Table 8. Summary Statistics for the Area Outside Metropolitan Areas: 1992 —Con.

[For meaning of abbreviations and symbols, see introductory text. For explanation of terms and comparability of 1987 and 1992 censuses, see appendix A. For definitions of CMSA's, MSA's, and PMSA's, see appendix D]

SIC code	Kind of business	Estab-lish-ments (number)	Sales (\$1,000)	Annual payroll (\$1,000)	Paid employees for pay period including March 12 (number)	Merchant wholesalers			Other operating types	
						Estab-lish-ments (number)	Sales (\$1,000)	Annual payroll (\$1,000)	Paid employees for pay period including March 12 (number)	Estab-lish-ments (number)
Wholesale trade —Con.										
50	Durable goods —Con.									
507	Hardware, and plumbing and heating equipment and supplies	26	(D)	(D)	CC	26	(D)	(D)	CC	—
5072	Hardware	—	—	—	—	—	—	—	—	—
5074	Plumbing and heating equipment and supplies (hydronics)	19	27 829	2 721	138	19	27 829	2 721	138	—
5075	Warm air heating and air-conditioning equipment and supplies	5	(D)	(D)	BB	5	(D)	(D)	BB	—
5078	Refrigeration equipment and supplies	2	(D)	(D)	AA	2	(D)	(D)	AA	—
508	Machinery, equipment, and supplies	101	160 833	16 018	674	86	(D)	(D)	FF	15
5082	Construction and mining (except petroleum) machinery and equipment	14	31 181	2 871	94	10	(D)	(D)	BB	4
5083	Farm and garden machinery and equipment	32	(D)	(D)	EE	32	(D)	(D)	EE	—
5084	Industrial machinery and equipment	35	(D)	(D)	CC	26	(D)	(D)	CC	9
5085	Industrial supplies	11	(D)	(D)	BB	10	(D)	(D)	BB	1
5087	Service establishment equipment and supplies	8	(D)	(D)	BB	7	(D)	(D)	BB	1
5088	Transportation equipment and supplies, except motor vehicles	1	(D)	(D)	AA	1	(D)	(D)	AA	—
509	Miscellaneous durable goods	34	229 973	11 006	503	30	(D)	(D)	EE	4
5091	Sporting and recreational goods and supplies	7	(D)	(D)	EE	6	(D)	(D)	EE	1
5092	Toys and hobby goods and supplies	1	(D)	(D)	AA	1	(D)	(D)	AA	—
5093	Scrap and waste materials	12	21 554	1 372	92	12	21 554	1 372	92	—
5094	Jewelry, watches, precious stones, and precious metals	2	(D)	(D)	AA	2	(D)	(D)	AA	—
5099	Durable goods, n.e.c.	12	(D)	(D)	BB	9	(D)	(D)	BB	3
51	Nondurable goods	230	509 566	28 572	1 679	208	415 141	25 040	1 457	22
511	Paper and paper products	15	(D)	(D)	BB	15	(D)	(D)	BB	—
5111	Printing and writing paper	1	(D)	(D)	AA	1	(D)	(D)	AA	—
5112	Stationery and office supplies	13	(D)	(D)	BB	13	(D)	(D)	BB	—
5113	Industrial and personal service paper	1	(D)	(D)	AA	1	(D)	(D)	AA	—
512	Drugs, drug proprietaries, and druggists' sundries	2	(D)	(D)	AA	2	(D)	(D)	AA	—
5122	Drugs, drug proprietaries, and druggists' sundries	2	(D)	(D)	AA	2	(D)	(D)	AA	—
513	Apparel, piece goods, and notions	10	(D)	(D)	BB	9	(D)	(D)	BB	1
5131	Piece goods, notions, and other dry goods	2	(D)	(D)	AA	1	(D)	(D)	AA	1
5136	Men's and boys' clothing and furnishings	4	(D)	(D)	BB	4	(D)	(D)	BB	—
5137	Women's, children's, and infants' clothing and accessories	4	(D)	(D)	BB	4	(D)	(D)	BB	—
5139	Footwear	—	—	—	—	—	—	—	—	—
514	Groceries and related products	38	89 189	8 620	484	31	75 256	6 580	409	7
5141	Groceries, general line	7	(D)	(D)	BB	7	(D)	(D)	BB	—
5142	Packages, frozen foods	1	(D)	(D)	AA	1	(D)	(D)	AA	—
5143	Dairy products, except dried or canned	2	(D)	(D)	AA	2	(D)	(D)	AA	—
5144	Poultry and poultry products	—	—	—	—	—	—	—	—	—
5145	Confectionery	2	(D)	(D)	AA	2	(D)	(D)	AA	—
5146	Fish and seafoods	1	(D)	(D)	AA	1	(D)	(D)	AA	—
5147	Meats and meat products	2	(D)	(D)	AA	2	(D)	(D)	AA	—
5148	Fresh fruits and vegetables	4	22 616	3 602	230	4	22 616	3 602	230	—
5149	Groceries and related products, n.e.c.	19	42 901	3 972	185	12	28 968	1 932	110	7
515	Farm-product raw materials	12	(D)	(D)	CC	9	16 184	670	57	3
5153	Grain and field beans	7	(D)	(D)	BB	7	(D)	(D)	BB	—
5154	Livestock	4	(D)	(D)	BB	1	(D)	(D)	AA	3
5159	Farm-product raw materials, n.e.c.	1	(D)	(D)	AA	1	(D)	(D)	AA	—
516	Chemicals and allied products	22	29 144	2 666	108	16	(D)	(D)	BB	6
5162	Plastics materials and basic forms and shapes	2	(D)	(D)	AA	1	(D)	(D)	AA	1
5169	Chemicals and allied products, n.e.c.	20	(D)	(D)	CC	15	(D)	(D)	BB	5
517	Petroleum and petroleum products	60	202 906	7 295	382	57	199 226	7 249	378	3
5171	Petroleum bulk stations and terminals	50	176 069	6 708	352	48	(D)	(D)	EE	2
5172	Petroleum and petroleum products wholesalers, except bulk stations and terminals	10	26 837	587	30	9	(D)	(D)	BB	1
518	Beer, wine, and distilled alcoholic beverages	9	(D)	(D)	BB	8	(D)	(D)	BB	1
5181	Beer and ale	9	(D)	(D)	BB	8	(D)	(D)	BB	1
5182	Wine and distilled alcoholic beverages	—	—	—	—	—	—	—	—	—
519	Miscellaneous nondurable goods	62	73 629	5 141	344	61	(D)	(D)	EE	1
5191	Farm supplies	44	66 413	4 235	269	43	(D)	(D)	EE	1
5192	Books, periodicals, and newspapers	5	2 745	441	28	5	2 745	441	28	—
5193	Flowers, nursery stock, and florists' supplies	6	992	111	18	6	992	111	18	—
5194	Tobacco and tobacco products	—	—	—	—	—	—	—	—	—
5198	Paints, varnishes, and supplies	2	(D)	(D)	AA	2	(D)	(D)	AA	—
5199	Nondurable goods, n.e.c.	5	(D)	(D)	BB	5	(D)	(D)	BB	—

Table 9. Places With 2,500 Inhabitants or More Ranked by Volume of Sales: 1992

[For meaning of abbreviations and symbols, see introductory text. For explanation of terms and comparability of 1987 and 1992 censuses, see appendix A. For information on geographic areas followed by ▲, see appendix F]

Geographic area	Rank ¹	Sales (\$1,000)	Cumulative		Geographic area	Rank ¹	Sales (\$1,000)	Cumulative	
			Sales (\$1,000)	Percent of State total				Sales (\$1,000)	Percent of State total
Utah	(X)	15 281 408	15 281 408	100.0	Utah—Con.				
Salt Lake City	1	7 658 078	7 658 078	50.1	Farmington	36	11 736	13 249 321	86.7
South Salt Lake	2	766 209	8 424 287	55.1	Moab	37	10 484	13 259 805	86.8
Layton	3	748 207	9 172 494	60.0	Riverdale	38	5 183	13 264 988	86.8
West Valley City	4	663 742	9 836 236	64.4	Fruit Heights	39	4 320	13 269 308	86.8
Midvale	5	499 357	10 335 593	67.6	Heber	40	3 367	13 272 675	86.9
Ogden	6	404 793	10 740 386	70.3	Delta	41	3 233	13 275 908	86.9
Murray	7	348 887	11 089 273	72.6	Ephraim	42	3 203	13 279 111	86.9
Provo	8	333 125	11 422 398	74.7	South Ogden	43	3 188	13 282 299	86.9
Orem	9	160 846	11 583 244	75.8	South Jordan	44	1 629	13 283 928	86.9
West Jordan	10	160 626	11 743 870	76.9	Kanab	(X)	—	13 283 928	86.9
St. George	11	147 256	11 891 126	77.8	South Weber	(X)	—	13 283 928	86.9
Clearfield	12	145 805	12 036 931	78.8	Washington Terrace	(X)	—	13 283 928	86.9
Logan	13	121 025	12 157 956	79.6	Hurricane	(X)	—	13 283 928	86.9
Bountiful	14	113 812	12 271 768	80.3	West Point	(X)	—	13 283 928	86.9
Sandy	15	113 432	12 385 200	81.0	North Ogden	(X)	—	13 283 928	86.9
North Salt Lake	16	104 377	12 489 577	81.7	Syracuse	(X)	—	13 283 928	86.9
Lindon	17	87 137	12 576 714	82.3	Harrisville	(X)	—	13 283 928	86.9
Spanish Fork	18	86 292	12 663 006	82.9	Alpine	(X)	(D)	(X)	(X)
Price	19	71 878	12 734 884	83.3	Blanding	(X)	(D)	(X)	(X)
Cedar City	20	65 875	12 800 759	83.8	Clinton	(X)	(D)	(X)	(X)
American Fork	21	63 188	12 863 947	84.2	Grantsville	(X)	(D)	(X)	(X)
Vernal	22	61 828	12 925 775	84.6	Highland	(X)	(D)	(X)	(X)
Richfield	23	47 718	12 973 493	84.9	Hyrum	(X)	(D)	(X)	(X)
Roosevelt	24	31 245	13 004 738	85.1	Kaysville	(X)	(D)	(X)	(X)
Lehi	25	30 802	13 035 540	85.3	Nephi	(X)	(D)	(X)	(X)
Park City ▲	26	30 482	13 066 022	85.5	North Logan	(X)	(D)	(X)	(X)
Draper ▲	27	28 866	13 094 888	85.7	Payson	(X)	(D)	(X)	(X)
Tremonton	28	28 659	13 123 547	85.9	Plain City	(X)	(D)	(X)	(X)
Brigham City	29	24 957	13 148 504	86.0	Pleasant View	(X)	(D)	(X)	(X)
Springville	30	23 142	13 171 646	86.2	Providence	(X)	(D)	(X)	(X)
Mapleton	31	14 008	13 185 654	86.3	Riverton	(X)	(D)	(X)	(X)
Centerville	32	13 990	13 199 644	86.4	Roy	(X)	(D)	(X)	(X)
Smithfield	33	12 936	13 212 580	86.4	Sunset	(X)	(D)	(X)	(X)
Pleasant Grove	34	12 670	13 225 250	86.5	Washington	(X)	(D)	(X)	(X)
Tooele	35	12 335	13 237 585	86.6	West Bountiful	(X)	(D)	(X)	(X)
					Woods Cross	(X)	(D)	(X)	(X)

¹Places with suppressed sales (if applicable) are listed at end of table rather than by rank to avoid disclosing data for individual companies.

Table 10. Counties Ranked by Volume of Sales: 1992

[For meaning of abbreviations and symbols, see introductory text. For explanation of terms and comparability of 1987 and 1992 censuses, see appendix A. For information on geographic areas followed by ▲, see appendix F]

Geographic area	Rank ¹	Sales (\$1,000)	Cumulative		Geographic area	Rank ¹	Sales (\$1,000)	Cumulative	
			Sales (\$1,000)	Percent of State total				Sales (\$1,000)	Percent of State total
Utah	(X)	15 281 408	15 281 408	100.0	Utah—Con.				
Salt Lake	1	11 355 172	11 355 172	74.3	Juab	16	13 155	15 018 828	98.3
Davis	2	1 365 488	12 720 660	83.2	San Juan	17	10 290	15 029 118	98.3
Utah	3	901 108	13 621 768	89.1	Wasatch	18	3 367	15 032 485	98.4
Weber	4	493 492	14 115 260	92.4	Daggett	(X)	—	15 032 485	98.4
Washington	5	155 012	14 270 272	93.4	Piute	(X)	—	15 032 485	98.4
Cache	6	152 863	14 423 135	94.4	Beaver	(X)	(D)	(X)	(X)
Box Elder	7	124 146	14 547 281	95.2	Emery	(X)	(D)	(X)	(X)
Sevier	8	98 796	14 646 077	95.8	Garfield	(X)	(D)	(X)	(X)
Carbon	9	89 886	14 735 963	96.4	Grand	(X)	(D)	(X)	(X)
Uintah	10	84 025	14 819 988	97.0	Kane	(X)	(D)	(X)	(X)
Iron	11	71 299	14 891 287	97.4					
Summit	12	38 907	14 930 194	97.7	Morgan	(X)	(D)	(X)	(X)
Duchesne	13	35 078	14 965 272	97.9	Rich	(X)	(D)	(X)	(X)
Millard	14	20 325	14 985 597	98.1	Sanpete	(X)	(D)	(X)	(X)
Tooele	15	20 076	15 005 673	98.2	Wayne	(X)	(D)	(X)	(X)

¹Counties with suppressed sales (if applicable) are listed at end of table rather than by rank to avoid disclosing data for individual companies.

Appendix A.

General Explanation

CENSUS COVERAGE AND METHODOLOGY

Structure and method of enumeration. All wholesale firms that had at least one quarter of payroll in 1992 were included in the census of wholesale trade and were mailed either a regular census form or a short form designed to collect basic data and classification information only. The coverage and the method of obtaining census information from each follow:

1. Large companies, i.e., all multiunit firms and all single unit firms above the payroll size cutoff established to separate large from small employers, and a 10-percent sample of the small employers were mailed the appropriate 1992 Census of Distributive Trades establishment report forms. Although the payroll cutoff varied by kind of business, small employers generally included firms with one to three employees and represented about 10 percent of total wholesale sales. For the large companies, a report of company organization is conducted periodically to identify firms which operated establishments at more than one location and to obtain information on payroll and mid-March employment at each location. The 1991 Report of Company Organization was used as a coverage check in the census. In the 1992 Census, all multiestablishment firms were asked to notify the Census Bureau of any establishments for which a form was not received. Report forms were subsequently provided to the firms for these establishments.
2. Small companies other than those included in the 10-percent sample described above were mailed the short forms, which did not include questions on sales by commodity lines and employment by principal activity.

Method of classifying kinds of business. Establishments receiving the regular census forms were classified on the basis of their answers to questions on sales by commodity lines and other inquiries. Those that received short forms were classified on the basis of their self-designation and answers to other inquiries.

COMPARABILITY OF THE 1987 AND 1992 CENSUSES

The 1987 and 1992 censuses were conducted under similar conditions and procedures except for the following:

Classifications. In both 1992 and 1987, classifications are based on the *1987 Standard Industrial Classification (SIC) Manual*.¹ As a result of a later clarification in 1992, the sale of industrial controls has been classified in electrical apparatus and equipment, wiring supplies, and construction materials (SIC 5063) as it was in 1982 and all previous censuses. In 1987, the sale of industrial controls was classified in industrial machinery and equipment (SIC 5084).

Geographic areas. The boundaries of a number of areas for which data are shown in the 1992 census are not the same as in the 1987 census because of annexations; other boundary changes; and redefinitions of metropolitan statistical areas (MSA's), primary metropolitan statistical areas (PMSA's), and consolidated metropolitan statistical areas (CMSA's).² In addition, data for consolidated cities are included in the 1992 census.

Data for special economic urban areas (SEUA's) with 10,000 inhabitants or more in Michigan, Minnesota, New York, and Wisconsin qualified for publication in the 1992 census. This included townships in Michigan and Minnesota and towns in New York and Wisconsin. However, Minnesota did not have any townships that met the publication criteria.

EXPLANATION OF TERMS

Establishments. An establishment is a single physical location at which business is conducted. It is not necessarily identical with a company or enterprise, which may consist of one establishment or more. Census of wholesale trade figures represent a summary of reports for individual establishments rather than companies. For cases where a census report was received, separate information was obtained for each location where business was conducted. When administrative records of other Federal agencies were used instead of a census report, no information was available on the number of locations operated. Estimates of this number were derived from a sample and are provided in the wholesale trade report, *Miscellaneous*

¹*Standard Industrial Classification Manual: 1987.* For sale by Superintendent of Documents, U.S. Government Printing Office, Washington, DC 20402. Stock No. 041-001-00314-2.

²Newly defined metropolitan areas (MA's) were announced by the Office of Management and Budget (OMB) effective June 30, 1993.

Subjects (WC92-S-4). Each wholesale establishment was tabulated according to the physical location at which the business was conducted. The count of establishments represents the number in business at any time during 1992. Appendix G provides a comparison of the number of establishments active any time during the year versus the number in business at the end of the year.

When two activities or more were carried on at a single location under a single ownership, all activities generally were grouped together as a single establishment. The entire establishment was classified on the basis of its major activity and all data for it were included in that classification. However, when distinct and separate economic activities (for which different industry classification codes were appropriate) were conducted at a single location under a single ownership, and when conditions prescribed by the SIC manual for recognizing the existence of more than one establishment were met, separate establishment reports for each of the different activities were obtained in the census.

Firms. A firm is a business organization or entity consisting of one domestic establishment (location) or more under common ownership or control. All establishments of subsidiary firms are included as part of the owning or controlling firm. For the economic census, the terms "firm" and "company" are synonymous.

Sales. Sales include merchandise sold for cash or credit at wholesale and retail by establishments primarily engaged in wholesale trade; receipts from rental or leasing of vehicles, equipment, instruments, tools, etc.; receipts for delivery, installation, maintenance, repair, alteration, storage, and other services; and gasoline, liquor, tobacco, and other excise taxes which are paid by the manufacturer and passed on to the wholesaler.

Sales are net after deductions for refunds and allowances for merchandise returned by customers. Trade-in allowances are not deducted from total sales. Total sales do not include carrying or other credit charges; sales (or other) taxes collected from customers and forwarded to taxing authorities; and nonoperating income from such sources as investments, rental or sale of real estate, etc.

Sales in this report do not include wholesale sales made by manufacturers, retailers, service establishments, or other businesses whose primary activity is other than wholesale trade. They do include receipts other than from the sale of merchandise at wholesale, e.g., service receipts, retail sales, etc., by establishments primarily engaged in wholesale trade.

Sales figures include sales of all establishments in business at any time during the year. Sales shown for agents and brokers represented the value of the goods involved in the transactions rather than the commissions received or earnings.

Annual payroll. Payroll includes all forms of compensation such as salaries, wages, commissions, bonuses, vacation allowances, sick-leave pay, employee contributions to

qualified pension plans, and the value of payments in kind (e.g., free meals and lodgings) paid during the year to all employees. For corporations, payroll includes amounts paid to officers and executives; for unincorporated businesses, it does not include profit or other compensation of proprietors or partners. Payroll is reported before deductions for social security, income tax, insurance, union dues, etc. This definition of payroll is the same as that used on Internal Revenue Service (IRS) form 941.

First quarter payroll. This item consists of payroll, as defined above, paid to persons employed at any time during the quarter January to March 1992.

Paid employees for pay period including March 12. Paid employees consist of the full- and part-time employees, including salaried officers and executives of corporations, who were on the payroll during the pay period including March 12. Included are employees on paid sick leave, paid holidays, and paid vacations; not included are proprietors and partners of unincorporated businesses. The definition of paid employees is the same as that used on IRS form 941.

1992 and 1991 inventories. Inventories consist of stocks of merchandise for sale at the end of 1992 and 1991. They were reported on an ownership basis; all merchandise owned by reporting establishments is included, even though some may be held by others for sale on consignment. Goods held by the reporting establishment, but owned by others, are not included. Data for 1992 and 1991 inventories LIFO composition are published in the 1992 Census of Wholesale Trade report, *Miscellaneous Subjects (WC92-S-4)*.

Operating expenses. Operating expenses include payroll as well as overhead expenses of the establishment. They do not include the cost of goods sold; income or excise taxes; or withdrawals by proprietors or partners of unincorporated businesses.

Auxiliary establishments. Each company included in this census was asked to identify and separately report auxiliary locations whose primary functions were to manage, administer, service, or support the activities of the other establishments of the company. Data presented in this report do not include auxiliary establishments. Data for auxiliaries are presented in a subsequent report issued as part of the 1992 Enterprise Statistics reports.

KIND-OF-BUSINESS CLASSIFICATIONS

Wholesale trade, major groups 50 and 51 in the 1987 SIC manual, includes establishments primarily engaged in selling merchandise to retailers; to industrial, commercial, institutional, farm, or professional business users; or to other wholesalers; or acting as agents or brokers in buying merchandise for or selling merchandise to such persons or companies.

The principal types of establishments included are:

1. Merchant wholesalers who take title to the goods they sell, such as wholesale merchants or jobbers, industrial distributors, voluntary group wholesalers, drop shippers, retailer cooperative warehouses, terminal elevators, and cooperative buying associations.
2. Manufacturers' sales branches and offices (but not retail stores) maintained by manufacturing or mining enterprises apart from their plants or mines for the purpose of marketing their products. Sales branches and offices located at plants are included when separate records are available.
3. Agents, brokers, and commission merchants who buy or sell products owned by others on a commission or agency basis.

Establishments primarily engaged in the wholesale distribution of used products are classified on the basis of the product sold. Establishments primarily engaged in selling merchandise to contractors are included in wholesale trade, with the exception of lumber yards and paint, glass, and wallpaper stores. These exceptions are classified in retail trade if they consider themselves retail, sell to the general public, and their sales to contractors and the general public is more than half their total sales.

Establishments covered by the census were assigned kind-of-business classifications according to the industry classifications defined in the 1987 SIC manual. When a more detailed classification than defined in the SIC manual was needed, additional kinds-of-business were identified within an SIC industry.

Kind-of-business classifications are not interchangeable with commodity classifications, because most businesses sell several kinds of commodities. The kind-of-business code assigned generally reflects either the individual commodity or the commodity group which is the primary source of the establishment's receipts, or some mixture of commodities which characterizes the establishment's business. Thus, the classification of establishments by kind of business does not make it possible to determine either the number of establishments handling a particular commodity or the sales of that commodity. For example, the groceries and related products classification excludes establishments selling food if the sale of food is not the primary source of receipts; moreover, even though establishments are classified as groceries and related products, some of their receipts may be derived from the sale of nonfood products. Information on the extent to which commodities are handled by different kinds of business is available in the 1992 Census of Wholesale Trade report, *Commodity Line Sales* (WC92-S-3). Descriptions of the 1992 Census of Wholesale Trade kind-of-business classifications follow:

Durable Goods (SIC Major Group 50)

This major group includes establishments primarily engaged in the wholesale distribution of durable goods.

Motor vehicles and motor vehicle parts and supplies (SIC 501)

Automobiles and other motor vehicles (SIC 5012). Establishments primarily engaged in the wholesale distribution of new and used passenger automobiles, trucks, trailers, and other motor vehicles, including motorcycles, motor homes, and snowmobiles. Automobile distributors primarily engaged in selling at retail to individual customers for personal use, and also selling a limited amount of new and used passenger automobiles and trucks at wholesale, are classified in Retail Trade, Industry 5511.

SIC 5012 is subdivided in some tables into—

1. Automobile, light trucks, motorcycles, busses and recreational vehicles.
 - a. Automobiles and motorcycles.
 - b. Buses and recreational vehicles.
 - c. Light trucks and vans (14,000 lb or less).
2. Medium and heavy trucks and tractors (over 14,000 lb).
 - a. Medium trucks (14,001 to 26,000 lb).
 - b. Heavy trucks and tractors (over 26,000 lb).

Motor vehicle supplies and new parts (SIC 5013). Establishments primarily engaged in the wholesale distribution of motor vehicle supplies, accessories, tools, and equipment; and new motor vehicle parts.

SIC 5013 is subdivided in some tables into—

1. Motor vehicle supplies and new parts—warehouse distributors.
2. Motor vehicle supplies and new parts—jobbers.
3. Petroleum products marketing equipment.

Tires and tubes (SIC 5014). Establishments primarily engaged in the wholesale distribution of tires and tubes for passenger and commercial vehicles.

Motor vehicle parts, used (SIC 5015). Establishments primarily engaged in the wholesale distribution at wholesale or retail of used motor vehicle parts. This industry includes establishments primarily engaged in dismantling motor vehicles for the purpose of selling parts. Establishments primarily engaged in dismantling motor vehicles for scrap are classified in Industry 5093.

Furniture and homefurnishings (SIC 502)

Furniture (SIC 5021). Establishments primarily engaged in the wholesale distribution of furniture, including bedsprings, mattresses, and other household furniture; office furniture;

and furniture for public parks and buildings. Establishments primarily engaged in the wholesale distribution of partitions, shelving, lockers, and store fixtures are classified in Industry 5046.

SIC 5021 is subdivided in some tables into—

1. Household and lawn furniture.
2. Office and business furniture.

Homefurnishings (SIC 5023). Establishments primarily engaged in the wholesale distribution of homefurnishings and housewares, including antiques; china; glassware and earthenware; lamps (including electric), curtains and draperies; linens and towels; and carpets, linoleum, and all other types of hard and soft surface floor coverings. Establishments primarily engaged in the wholesale distribution of other electrical household goods are classified in Industry 5064, and those distributing precious metal flatware are classified in Industry 5094.

SIC 5023 is subdivided in some tables into—

1. Household china, glassware, and crockery.
2. Linens, domestics, draperies, and curtains.
3. Floor coverings.
4. Other homefurnishings.

Lumber and other construction materials (SIC 503)

Lumber, plywood, millwork and wood panels (SIC 5031). Establishments, with or without yards, primarily engaged in the wholesale distribution of rough, dressed, and finished lumber (but not timber); plywood; reconstituted wood fiber products; doors and windows and their frames (all materials); wood fencing; and other wood or metal millwork.

SIC 5031 is subdivided in some tables into—

1. Lumber—without yard.
2. Lumber—with yard.
3. Plywood, millwork, and wood panels

Brick, stone, and related construction materials (SIC 5032). Establishments primarily engaged in the wholesale distribution of stone, cement, lime construction sand, and gravel; brick (except refractory); asphalt and concrete mixtures; and concrete, stone, and structural clay products (other than refractories). Distributors of industrial sand and of refractory materials are classified in Industry 5085. Establishments primarily engaged in producing ready-mixed concrete are classified in Manufacturing, Industry 3273.

SIC 5032 is subdivided in some tables into—

1. Brick, block, tile, clay/cement sewer pipe.
2. Sand, gravel, and stone.
3. Cement, lime, and related products.

Roofing, siding, and insulation materials (SIC 5033). Establishments primarily engaged in the wholesale distribution of roofing, siding (except wood), and insulation materials.

Construction materials, n.e.c. (SIC 5039). Establishments primarily engaged in the wholesale distribution of mobile homes and of construction materials, not elsewhere classified, including prefabricated buildings and glass. Establishments selling construction materials to the general public and known as retail in the trade are classified in Retail Trade, Industry 5211. Establishments primarily engaged in marketing heavy structural metal products are classified in Industry 5051.

SIC 5039 is subdivided in some tables into—

1. Flat glass and other construction glass.
2. Other construction materials.

Professional and commercial equipment and supplies (SIC 504)

Photographic equipment and supplies (SIC 5043). Establishments primarily engaged in the wholesale distribution of photographic equipment and supplies. Establishments primarily engaged in the wholesale distribution of photocopy, microfilm, and similar equipment are classified in Industry 5044.

Office equipment (SIC 5044). Establishments primarily engaged in the wholesale distribution of office machines and related equipment, including photocopy and microfilm equipment, and safes and vaults. These establishments frequently also sell office supplies. However, establishments primarily engaged in wholesaling most office supplies are classified in Industry Group 511. Establishments primarily engaged in wholesaling office furniture are classified in Industry 5021; and those wholesaling computers and peripheral equipment are classified in Industry 5045.

Computers and computer peripheral equipment and software (SIC 5045). Establishments primarily engaged in the wholesale distribution of computers, computer peripheral equipment, and computer software. These establishments frequently may sell related supplies, but establishments primarily engaged in wholesaling supplies are classified according to the individual product (for example, computer paper in Industry 5112). Establishments primarily engaged in the wholesale distribution of modems and other electronic communications equipment are classified in Industry 5065. Establishments primarily engaged in selling computers and computer peripheral equipment and software for other than business or professional use are classified in Retail Trade, Industry 5734.

SIC 5045 is subdivided in some tables into—

1. Computers and peripheral equipment (selling primarily to business customers).

- a. Computers and peripheral equipment sold for resale.
 - b. Computers and peripheral equipment sold for end use.
2. Computer software (prepackaged, off-the-shelf).

Commercial equipment, n.e.c. (SIC 5046). Establishments primarily engaged in the wholesale distribution of commercial and related machines and equipment, not elsewhere classified, such as commercial cooking and food service equipment; partitions, shelving, lockers, and store fixtures; electrical signs; and balances and scales, except laboratory.

SIC 5046 is subdivided in some tables into—

1. Restaurant and hotel equipment and supplies.
2. Store machines and equipment.

Medical, dental, and hospital equipment and supplies (SIC 5047). Establishments primarily engaged in the wholesale distribution of surgical and other medical instruments, apparatus, and equipment; dentist equipment; artificial limbs; operating room and hospital equipment; X-ray machines; and other electromedical equipment and apparatus used by physicians and in hospitals. Also included in this industry are establishments primarily engaged in the wholesale distribution of professional supplies used by medical and dental practitioners.

SIC 5047 is subdivided in some tables into—

1. Medical and hospital equipment.
2. Dental equipment and supplies.

Ophthalmic Goods (SIC 5048). Establishments primarily engaged in the wholesale distribution of professional equipment and goods used, prescribed, or sold by ophthalmologists, optometrists, and opticians, including ophthalmic frames, lenses, and sunglass lenses.

Professional equipment and supplies, n.e.c. (SIC 5049). Establishments primarily engaged in the wholesale distribution of professional equipment and supplies, not elsewhere classified, such as drafting instruments, laboratory equipment, and scientific instruments.

SIC 5049 is subdivided in some tables into—

1. Religious and school supplies.
2. Other professional equipment and supplies, n.e.c. Establishments primarily engaged in selling specialty lines of professional equipment and supplies not mentioned above, such as veterinarian equipment and supplies, drafting supplies, and scientific equipment.

Metals and minerals, except petroleum (SIC 505)

Metals service centers and offices (SIC 5051). Establishments primarily engaged in marketing semifinished metal products, except precious metals. Establishments in

this industry may operate with warehouses (metals service centers) or without warehouses (metals sales offices). Establishments primarily engaged in marketing precious metals are classified in Industry 5092.

SIC 5051 is subdivided in some tables into—

1. Ferrous metals service centers and offices.
 - a. Ferrous metals service centers.
 - b. Ferrous metals sales offices.
2. Nonferrous metals service centers and offices.
 - a. Nonferrous metals service centers.
 - b. Nonferrous metals sales offices.

Coal and other minerals and ores (SIC 5052). Establishments primarily engaged in the wholesale distribution of coal and coke; copper, iron, lead, and other metallic ores, including precious metal ores; and crude nonmetallic minerals (including concentrates), except crude petroleum. Establishments primarily engaged in the wholesale distribution of nonmetallic minerals used in construction, such as sand and gravel, are classified in Industry 5032. Establishments primarily engaged in the wholesale distribution of crude petroleum are classified in Industry Group 517.

SIC 5052 is subdivided in some tables into—

1. Coal.
2. Other minerals and ores.

Electrical goods (SIC 506)

This industry group includes establishments primarily engaged in the wholesale distribution of electrical generating, distributing, and wiring equipment. It also includes household appliances, whether electrically, manually, or mechanically powered. This industry group does not include electrical commercial and industrial machines, in which electricity does the work directly, e.g., heating, turning a shaft, or ionizing a substance, or electrically powered commercial and industrial machines which are classified in Industry Group 504 or 508.

Electrical apparatus and equipment, wiring supplies, and construction materials (SIC 5063). Establishments primarily engaged in the wholesale distribution of electrical power equipment for the generation, transmission, distribution, or control of electric energy; electrical construction materials for outside power transmission lines and for electrical systems and electric light fixtures and bulbs. Construction contractors primarily engaged in installing electrical systems and equipment from their own stock are classified in Construction, Industry 1731.

Electrical appliances, television and radio sets (SIC 5064). Establishments primarily engaged in the wholesale distribution of radio and television receiving sets, other household electronic sound or video equipment, self-contained air-conditioning room units, and household

electrical appliances. Also included are establishments primarily engaged in the wholesale distribution of household gas and electric laundry equipment and refrigerators and freezers.

Electronic parts and equipment, n.e.c. (SIC 5065).

Establishments primarily engaged in the wholesale distribution of electronic parts and electronic communications equipment, not elsewhere classified, such as telephone and telegraph equipment; radio and television broadcasting and communications equipment; and intercommunications equipment. Establishments primarily engaged in the wholesale distribution of radio and television receiving sets, phonographs, CD-players, and other household sound or video equipment are classified in Industry 5064.

SIC 5065 is subdivided in some tables into—

1. Communications equipment.
2. Other electronic parts and equipment.

Hardware, and plumbing and heating equipment and supplies (SIC 507)

Hardware (SIC 5072). Establishments primarily engaged in the wholesale distribution of cutlery and general hardware, including hand saws; saw blades; brads, staples, and tacks; and bolts, nuts, rivets, and screws. Establishments primarily engaged in the wholesale distribution of nails, noninsulated wire, and screening are classified in Industry 5051.

Plumbing and heating equipment and supplies (hydronics) (SIC 5074). Establishments primarily engaged in the wholesale distribution of hydronic plumbing and heating equipment and supplies. Construction contractors primarily engaged in installing plumbing and heating equipment from their own stock are classified in Construction, Industry 1711.

Warm air heating and air-conditioning equipment and supplies (SIC 5075). Establishments primarily engaged in the wholesale distribution of warm air heating and air-conditioning equipment and supplies. Construction contractors primarily engaged in installing warm air heating and air-conditioning equipment are classified in Construction, Industry 1711.

Refrigeration equipment and supplies (SIC 5078). Establishments primarily engaged in the wholesale distribution of refrigeration equipment and supplies. Construction contractors primarily engaged in installation of refrigeration equipment from their own stock are classified in Construction, Industry 1711.

Machinery, equipment, and supplies (SIC 508)

Construction and mining (except petroleum) machinery and equipment (SIC 5082). Establishments primarily engaged in the wholesale distribution of construction or mining cranes, excavating machinery and equipment, power

shovels, road construction and maintenance machinery, tractor-mounting equipment, and other specialized machinery and equipment used in the construction, mining, and logging industries. Establishments engaged in marketing oil well machinery and equipment are classified in Industry 5084.

Farm and garden machinery and equipment (SIC 5083).

Establishments primarily engaged in the wholesale distribution of agricultural machinery and equipment for use in preparation and maintenance of the soil, the planting and harvesting of crops, and other operations and processes pertaining to work on the farm, lawn, or garden; and dairy and other livestock equipment.

SIC 5083 is subdivided in some tables into—

1. Farm machinery and equipment—farm dealers.
2. Farm machinery and equipment—wholesale distributors.
3. Lawn and garden machinery and equipment.

Industrial machinery and equipment (SIC 5084). Establishments primarily engaged in the wholesale distribution of industrial machinery and equipment, not elsewhere classified.

SIC 5084 is subdivided in some tables into—

1. Food-processing machinery and equipment.
2. General-purpose industrial machinery, equipment, and parts.
3. Metalworking machinery and equipment.
4. Materials handling equipment.
5. Oil well, oil refinery, and pipeline machinery, equipment, and supplies.
6. Other industrial machinery and equipment. Establishments primarily engaged in selling special purpose industrial machinery not elsewhere classified, including printing machinery, paper and paper products machinery, smelting and metal refining machinery and equipment, cigar and cigarette machinery, and similar special industry machinery.

Industrial supplies (SIC 5085). Establishments primarily engaged in the wholesale distribution of industrial supplies, not elsewhere classified.

SIC 5085 is subdivided in some tables into—

1. General-line industrial supplies.
2. Mechanical power transmission equipment.
3. Hydraulic and pneumatic (fluid-power) parts, accessories, and supplies.
4. Welding supplies.
5. Industrial containers and supplies.
6. Industrial valves and fittings, except fluid-power.

7. Other industrial supplies—Establishments primarily engaged in selling a specialty line of industrial materials and supplies not elsewhere classified, such as abrasives, mechanical rubber goods, ropes, cordage, and industrial diamonds.

Service establishment equipment and supplies (SIC 5087). Establishments primarily engaged in the wholesale distribution of equipment and supplies for barber shops, beauty parlors, power laundries, dry-cleaning plants, upholsterers, undertakers, and related personal service establishments.

SIC 5087 is subdivided in some tables into—

1. Beauty and barber equipment and supplies.
2. Custodial (janitors') equipment and supplies.
3. Laundry and dry-cleaning equipment and supplies.
4. Other service establishment equipment and supplies—Establishments primarily engaged in selling a specialty line of service establishment supplies, such as upholsterers' equipment and supplies, seamstresses' supplies, tailors' supplies, undertakers' supplies, municipality equipment and supplies, and shoe repair supplies.

Transportation equipment and supplies, except motor vehicles (SIC 5088). Establishments primarily engaged in the wholesale distribution of transportation equipment and supplies. Establishments primarily engaged in the wholesale distribution of motor vehicles and motor vehicle parts are classified in Industry Group 501, and those distributing pleasure boats are classified in Industry 5091.

SIC 5088 is subdivided in some tables into—

1. Aircraft and aeronautical equipment and supplies.
2. Marine machinery, equipment, and supplies.
3. Other transportation equipment and supplies—Establishments primarily engaged in selling equipment and supplies used in the operation, maintenance, and repair of railroads, streetcars, buses, tramways, aerial hoists, and horsedrawn vehicles.

Miscellaneous durable goods (SIC 509)

Sporting and recreational goods and supplies (SIC 5091). Establishments primarily engaged in the wholesale distribution of sporting goods and accessories; billiard and pool supplies; sporting firearms and ammunition; and marine pleasure craft, equipment and supplies. Establishments primarily engaged in the wholesale distribution of motor vehicles and trailers are classified in Industry 5012; those distributing self-propelled golf carts are classified in Industry 5088; and those distributing athletic apparel and footwear are classified in Industry Group 513.

Toys and hobby goods and supplies (SIC 5092). Establishments primarily engaged in the wholesale distribution of games, toys, hobby goods and supplies, and related goods, such as fireworks and playing cards.

Scrap and waste materials (SIC 5093). Establishments primarily engaged in assembling, breaking up, sorting, and wholesale distribution of scrap and waste materials. This industry includes auto wreckers engaged in dismantling automobiles for scrap. However, those engaged in dismantling automobiles for the purpose of selling secondhand parts at retail are classified in Industry 5015.

SIC 5093 is subdivided in some tables into—

1. Iron and steel scrap processors and dealers.
 - a. Iron and steel scrap processors (using power processing equipment).
 - b. Iron and steel scrap dealers (not using power processing equipment).
2. Nonferrous recyclable materials.

Jewelry, watches, precious stones, and precious metals (SIC 5094). Establishments primarily engaged in the wholesale distribution of jewelry, precious stones and metals, costume jewelry, watches, clocks, silverware, and jewelers' findings. Establishments primarily engaged in the wholesale distribution of precious metal ores are classified in Industry 5052.

SIC 5094 is subdivided in some tables into—

1. Jewelry, watches, diamonds, precious stones, and silverware.
2. Precious metals (excluding ores).

Durable goods, n.e.c. (SIC 5099). Establishments primarily engaged in the wholesale distribution of durable goods, not elsewhere classified, such as musical instruments and forest products, except lumber.

SIC 5099 is subdivided in some tables into—

1. Musical instruments and supplies.
2. Forest products, except lumber.
3. General merchandise—durable.
4. Compact disks, prerecorded audio tapes, and phonograph records.
5. Fire extinguishers and fire safety equipment.
6. Other durable goods.

Nondurable Goods (SIC Major Group 51)

This major group includes establishments primarily engaged in the wholesale distribution of nondurable goods.

Paper and paper products (SIC 511)

Printing and writing paper (SIC 5111). Establishments primarily engaged in the wholesale distribution of printing and writing paper, including envelope paper; fine paper; and groundwood paper.

Stationery and office supplies (SIC 5112). Establishments primarily engaged in the wholesale distribution of stationery and office supplies, including computer and photocopy supplies, envelopes, typewriter paper, file cards and folders, pens, pencils, social stationery, and greeting cards.

Industrial and personal service paper (SIC 5113). Establishments primarily engaged in the wholesale distribution of wrapping and other coarse paper, paperboard, and converted paper and related disposable plastic products, such as bags, boxes, dishes, eating utensils, napkins, and shipping supplies.

Drugs, drug proprietaries, and druggists' sundries (SIC 512)

Drugs, drug proprietaries, and druggists' sundries (SIC 5122). Establishments primarily engaged in the wholesale distribution of prescription drugs, proprietary drugs, druggists' sundries, and toiletries. Establishments primarily engaged in the wholesale distribution of surgical, dental, and hospital equipment are classified in Industry 5047.

SIC 5122 is subdivided in some tables into—

1. General-line drugs—These are wholesalers who reported a substantial portion of their sales in "drugs and pharmaceuticals" and a combination of "proprietary (patent) medicines," "cosmetics," "perfumes," and "other toiletries and druggists' sundries."
2. Specialty-line drugs, pharmaceuticals, cosmetics, and toiletries. These are wholesale establishments engaged in selling limited lines among the above products.

Apparel, piece goods, and notions (SIC 513)

Piece goods, notions, and other dry goods (SIC 5131). Establishments primarily engaged in the wholesale distribution of piece goods or yard goods of natural or man-made fibers, notions (sewing and hair accessories, etc.), and other dry goods. Converters who buy fabric goods (except knit goods) in the grey, have them finished on contract, and sell at wholesale are included here. Converters of knit goods are classified in Manufacturing, Industry Group 225. This industry does not include establishments primarily engaged in the wholesale distribution of homefurnishings which are classified in Industry 5023.

SIC 5131 is subdivided in some tables into—

1. Piece goods.
 - a. Piece goods—jobbers.

b. Piece goods—converters.

2. Notions and other dry goods.

Men's and boys' clothing and furnishings (SIC 5136). Establishments primarily engaged in the wholesale distribution of men's and boys' apparel and furnishings, sportswear, hosiery, underwear, nightwear, and work clothing.

Women's, children's, and infants' clothing and accessories (SIC 5137). Establishments primarily engaged in the wholesale distribution of women's, children's, and infants' clothing and accessories, including hosiery, lingerie, millinery, and furs.

Footwear (SIC 5139). Establishments primarily engaged in the wholesale distribution of footwear (including athletic) made of leather, rubber, and other materials.

Groceries and related products (SIC 514)

Groceries, general-line (SIC 5141). Establishments primarily engaged in the wholesale distribution of a general line of groceries. Establishments primarily engaged in roasting coffee, blending tea, or grinding and packaging spices are classified in Manufacturing Major Group 20.

SIC 5141 is subdivided in some tables into—

1. Voluntary.
2. Retail cooperative.
3. Other general-line.

Packaged frozen foods (SIC 5142). Establishments primarily engaged in the wholesale distribution of packaged quick-frozen vegetables, juices, meats, fish, poultry, pastries, and other "deep freeze" products. Establishments primarily engaged in the wholesale distribution of frozen dairy products are classified in Industry 5143, and those distributing frozen poultry, fish, and meat which are not packaged are classified in Industries 5144, 5146, and 5147, respectively.

Dairy products, except dried or canned (SIC 5143). Establishments primarily engaged in the wholesale distribution of dairy products, such as butter, cheese, ice cream and ices, and fluid milk and cream. This industry does not include establishments primarily engaged in pasteurizing and bottling milk, which are classified in Manufacturing, Industry Group 202. Establishments primarily engaged in the wholesale distribution of dried or canned dairy products are classified in Industry 5149.

SIC 5143 is subdivided in some tables into—

1. Raw milk.
2. Dairy products, except raw milk.

Poultry and poultry products (SIC 5144). Establishments primarily engaged in the wholesale distribution of poultry and poultry products, except canned and packaged frozen products. This industry does not include establishments primarily engaged in the killing and dressing of poultry, which are classified in Manufacturing, Industry 2015. Establishments primarily engaged in the wholesale distribution of packaged frozen poultry are classified in Industry 5142, and those distributing canned poultry are classified in Industry 5149.

SIC 5144 is subdivided in some tables into—

1. Live poultry.
2. Poultry and poultry products, except live.

Confectionery (SIC 5145). Establishments primarily engaged in the wholesale distribution of confectionery and related products, such as candy, chewing gum, fountain fruits, salted or roasted nuts, popcorn, fountain syrups, and potato, corn, and similar chips.

Fish and seafoods (SIC 5146). Establishments primarily engaged in the wholesale distribution (but not packaging) of fresh, cured, or frozen fish and seafoods, except canned or packaged frozen. The preparation of fresh or frozen packaged fish and other seafood, and the shucking and packing of fresh oysters in nonsealed containers, are classified in Manufacturing, Industry 2092. Establishments primarily engaged in the wholesale distribution of canned seafood are classified in Industry 5149, and those distributing packaged frozen foods are classified in Industry 5142.

Meats and meat products (SIC 5147). Establishments primarily engaged in the wholesale distribution of fresh, cured, and processed (but not canned) meats and lard. Establishments primarily engaged in the wholesale distribution of frozen packaged meats are classified in Industry 5142, and those distributing canned meats are classified in Industry 5149.

SIC 5147 is subdivided in some tables into—

1. Meats and meat products, except boxed beef.
2. Packaging boxed beef.

Fresh fruits and vegetables (SIC 5148). Establishments primarily engaged in the wholesale distribution of fresh fruits and vegetables.

Groceries and related products, n.e.c. (SIC 5149). Establishments primarily engaged in the wholesale distribution of groceries and related products, not elsewhere classified. Establishments primarily engaged in the wholesale distribution of soft drinks, and in bottling and distributing natural spring and mineral waters, are classified in this industry, but establishments primarily engaged in bottling soft drinks are classified in Manufacturing, Major Group 20. This industry does not include establishments primarily

engaged in the wholesale distribution of farm-product raw materials classified in Industry Group 515, nor those distributing beer, wine, and distilled alcoholic beverages of Industry Group 518.

SIC 5149 is subdivided in some tables into—

1. Coffee, tea, and spices.
2. Bread and baked goods.
3. Soft drinks.
4. Canned goods.
5. Food and beverage basic materials.
6. Other grocery specialties.

Farm-product raw materials (SIC 515)

Grain and field beans (SIC 5153). Establishments primarily engaged in buying and/or marketing grain (such as corn, wheat, oats, barley, and unpolished rice), dry beans, soybeans, and other inedible beans. Country grain elevators primarily engaged in buying or receiving grain from farmers are included, as well as terminal elevators and other merchants marketing grain. Establishments primarily engaged in the wholesale distribution of field and garden seeds are classified in Industry 5191.

Livestock (SIC 5154). Establishments primarily engaged in buying and/or marketing cattle, hogs, sheep, and goats. This industry also includes the operation of livestock auction markets.

Farm-product raw materials, n.e.c. (SIC 5159). Establishments primarily engaged in buying and/or marketing farm products, not elsewhere classified. Establishments primarily engaged in the wholesale distribution of milk are classified in Industry 5143, and those distributing live poultry are classified in Industry 5144.

SIC 5159 is subdivided in some tables into—

1. Hides, skins, and pelts.
2. Leaf tobacco.
3. Wool, wool tops, and mohair.
4. Cotton.
5. Other farm-product raw materials.

Chemicals and allied products (SIC 516)

Plastics materials and basic forms and shapes (SIC 5162). Establishments primarily engaged in the wholesale distribution of plastics materials, and of unsupported plastics film, sheets, sheeting, rods, tubes, and other basic forms and shapes.

Chemicals and allied products, n.e.c. (SIC 5169). Establishments primarily engaged in the wholesale distribution of chemicals and allied products, not elsewhere classified,

such as acids, industrial and heavy chemicals, dyestuffs, industrial salts, rosin, and turpentine. Establishments primarily engaged in the wholesale distribution of ammunition are classified in Industry Group 509; those distributing agricultural chemicals and pesticides are classified in Industry 5191; those distributing drugs are classified in Industry 5122; and those distributing pigments, paints, and varnishes are classified in Industry 5198.

SIC 5169 is subdivided in some tables into—

1. Industrial gases, except LP.
2. Other chemicals and allied products.

Petroleum and petroleum products (SIC 517)

This industry group includes establishments primarily engaged in the wholesale distribution of crude petroleum and petroleum products. Included are establishments primarily engaged in the distribution of liquefied petroleum gas. Establishments primarily engaged in the transmission and/or distribution of natural gas are classified in Utilities, Industry Group 492.

Petroleum bulk stations and terminals (SIC 5171). Establishments primarily engaged in the wholesale distribution of crude petroleum and petroleum products from bulk liquid storage facilities. These establishments have a bulk liquid storage capacity of 10,000 gallons or more.

SIC 5171 is subdivided in some tables into—

1. Petroleum bulk stations and terminals, except LP.
2. Liquefied petroleum gas bulk stations and terminals.

Petroleum and petroleum products wholesalers, except bulk stations and terminals (SIC 5172). Establishments primarily engaged in the wholesale distribution of crude petroleum and petroleum products. These establishments do not have a bulk liquid storage capacity of 10,000 gallons or more. Included are packaged and bottled petroleum products distributors, truck jobbers, and others marketing petroleum and its products at wholesale.

Beer, wine, and distilled alcoholic beverages (SIC 518)

Beer and ale (SIC 5181). Establishments primarily engaged in the wholesale distribution of beer, ale, porter, and other fermented malt beverages.

Wine and distilled alcoholic beverages (SIC 5182). Establishments primarily engaged in the wholesale distribution of distilled spirits, including neutral spirits and ethyl alcohol used in blended wines and distilled liquors.

SIC 5182 is subdivided in some tables into—

1. Wine and distilled alcoholic beverages—licensed.
2. Wine and distilled alcoholic beverages—State operated.

Miscellaneous nondurable goods (SIC 519)

Farm supplies (SIC 5191). Establishments primarily engaged in the wholesale distribution of animal feeds, fertilizers, agricultural chemicals, pesticides, seeds, and other farm supplies, except grains. Establishments primarily engaged in the wholesale distribution of pet food are classified in Industry 5149, and those distributing pet supplies are classified in Industry 5199.

SIC 5191 is subdivided in some tables into—

1. Farm supplies—farm dealers.
2. Farm supplies—wholesale distributors.

Books, periodicals, and newspapers (SIC 5192). Establishments primarily engaged in the wholesale distribution of books, periodicals, and newspapers.

Flowers, nursery stock, and florists' supplies (SIC 5193). Establishments primarily engaged in the wholesale distribution of flowers, nursery stock, and florists' supplies.

Tobacco and tobacco products (SIC 5194). Establishments primarily engaged in the wholesale distribution of tobacco and its products. Leaf tobacco wholesalers are classified in Industry 5159, and establishments primarily engaged in stemming and redrying tobacco are classified in Manufacturing, Industry 2141.

Paints, varnishes, and supplies (SIC 5198). Establishments primarily engaged in the wholesale distribution of paints, varnishes, wallpaper, and supplies. Establishments selling to the general public and known as retail in the trade are classified in Retail Trade, Industry 5231.

Nondurable goods, n.e.c. (SIC 5199). Establishments primarily engaged in the wholesale distribution of nondurable goods, not elsewhere classified, such as art goods, industrial yarns, textile bags, and bagging and burlap.

SIC 5199 is subdivided in some tables into—

1. Art goods.
2. General merchandise—nondurable.
3. Textile bags and bagging.
4. Specialty advertising (sale of merchandise).
5. Other nondurable goods.

TYPE-OF-OPERATION CLASSIFICATIONS

In addition to being classified by kind of business, each wholesale establishment was classified for the census by type of operation according to the ownership of the business, ownership of the goods sold, or character of the principal transactions. Establishments in wholesale trade are grouped into the following three major types of operation and related subgroups:

Merchant wholesalers. Establishments primarily engaged in buying and selling merchandise on their own account. Included here are such types of establishments as wholesale merchants or jobbers, industrial distributors, voluntary group wholesalers, importers, exporters, cash and carry wholesalers, retailer cooperative warehouses, terminal and country grain elevators, farm products assemblers, wholesale cooperative associations, and petroleum bulk plants and terminals operated by nonrefining companies.

Wholesale distributors and jobbers. Establishments primarily engaged in buying and selling merchandise in the domestic market not manufactured by the parent company.

Importers. Establishments buying and selling goods at wholesale on their own account, whose principal source of purchases was foreign.

Exporters. Establishments primarily engaged in purchasing goods in the United States and selling them to foreign customers.

Terminal grain elevators. Grain elevators primarily engaged in buying and selling grain received from country grain elevators and grain marketing establishments. They have sizable space for grain storage, and products are received primarily by rail or barge rather than by truck.

Country grain elevators. Grain elevators, cooperative or other, buying and receiving grain directly from farmers by truck and selling at wholesale.

Assemblers of farm products, except country grain elevators. Establishments primarily engaged in purchasing directly from farmers and assembling and marketing farm products at wholesale.

Manufacturers' sales branches and offices. Establishments maintained by manufacturing, refining, and mining companies apart from their plants or mines for marketing their products at wholesale. Branch stores selling to household consumers and individual users are classified in retail trade. Sales branches and offices located at plants and administrative offices are included when separate records are available.

Manufacturers' sales branches. A branch with a stock of merchandise for sale. Included are refiner—marketers owned and operated by petroleum refining companies primarily for marketing their products.

Manufacturers' sales offices. An office without a stock of merchandise for sale.

Agents, brokers, and commission merchants. Establishments whose operators are in business for themselves and are primarily engaged in selling or buying goods for others. Included here are such types of operations as auction companies, import agents, export agents, selling agents, merchandise brokers, and commission merchants. "Sales" as shown in census publications for agents, brokers, and commission merchants represent the gross sales (or purchase) value of the goods in the transactions negotiated.

Auction companies. Wholesale establishments primarily engaged in selling merchandise on an agency basis by auction.

Brokers (representing buyers or sellers). Wholesale establishments primarily engaged in selling or buying merchandise in the domestic market on a brokerage basis but not receiving the goods on consignment.

Commission merchants. Wholesale establishments operating in the domestic market receiving goods for sale on consignment.

Import agents. Merchandise agents and brokers in the domestic market buying merchandise from or selling merchandise for foreign firms.

Export agents. Merchandise agents and brokers in the domestic market selling to or buying for foreign customers.

Manufacturers' agents. Wholesale establishments in the domestic market selling for a limited number of manufacturers on a continuing agency basis.



Appendix C. Kind-of-Business Titles and Reporting-Form Numbers

[Listed below are wholesale kind-of-business titles and their corresponding reporting-form numbers. Requests for copies of any of these forms, including the inquiries used to classify establishment by kind of business, should be directed to the Business Division, Bureau of the Census, Washington, DC 20233]

SIC code	Title	Standard form CB-	Short form CB-	SIC code	Title	Standard form CB-	Short form CB-
DURABLE GOODS				DURABLE GOODS—Con.			
501	Motor vehicles and motor vehicle parts and supplies:			509	Miscellaneous durable goods:		
5012	Automobiles and other motor vehicles -----	5012	5003	5091	Sporting and recreational goods and supplies -----	5091	5003
5013	Motor vehicle supplies and new parts -----	5013	5003	5092	Toys and hobby goods and supplies -----	5091	5003
5014	Tires and tubes -----	5013	5003	5093	Scrap and waste materials -----	5093	5003
5015	Motor vehicle parts, used -----	5013	5003	5094	Jewelry, watches, precious stones, and precious metals -----	5094	5003
				5099	Durable goods, n.e.c. -----	5099	5003
DURABLE GOODS				NONDURABLE GOODS			
502	Furniture and homefurnishings:			511	Paper and paper products:		
5021	Furniture -----	5020	5001	5111	Printing and writing paper -----	5110	5102
5023	Homefurnishings -----	5020	5001	5112	Stationery and office supplies -----	5110	5102
				5113	Industrial and personal service paper -----	5110	5102
503	Lumber and other construction materials:			512	Drugs, drug proprietaries, and druggists' sundries:		
5031	Lumber, plywood, millwork, and wood panels -----	5030	5001	5122	Drugs, drug proprietaries, and druggists' sundries -----	5122	5102
5032	Brick, stone, and related construction materials -----	5030	5001				
5033	Roofing, siding, and insulation materials -----	5030	5001				
5039	Construction materials, n.e.c. -----	5030	5001	513	Apparel, piece goods, and notions:		
				5131	Piece goods, notions, and other dry goods -----	5131	5102
504	Professional and commercial equipment and supplies:			5136	Men's and boys' clothing and furnishings -----	5136	5102
5043	Photographic equipment and supplies -----	5043	5003	5137	Women's, children's, and infants' clothing and accessories -----	5136	5102
5044	Office equipment -----	5045	5002	5139	Footwear -----	5136	5102
5045	Computers and computer peripheral equipment and software -----	5045	5002				
5046	Commercial equipment, n.e.c. -----	5043	5002	514	Groceries and related products:		
5047	Medical, dental, and hospital equipment and supplies -----	5047	5002	5141	Groceries, general line -----	5141	5101
5048	Ophthalmic goods -----	5047	5002	5142	Packaged frozen foods -----	5142	5101
5049	Professional equipment and supplies, n.e.c. -----	5047	5002	5143	Dairy products, except dried or canned -----	5143	5101
				5144	Poultry and poultry products -----	5144	5101
				5145	Confectionery -----	5145	5101
				5146	Fish and seafoods -----	5146	5101
505	Metals and minerals, except petroleum:			5147	Meats and meat products -----	5147	5101
5051	Metals service centers and offices -----	5051	5003	5148	Fresh fruits and vegetables -----	5148	5101
5052	Coal and other minerals and ores -----	5052	5003	5149	Groceries and related products, n.e.c. -----	5141	5101
				515	Farm-product raw materials:		
506	Electrical goods:			5153	Grain and field beans -----	5150	5103
5063	Electrical apparatus and equipment, wiring supplies, and construction materials -----	5060	5001	5154	Livestock -----	5150	5103
				5159	Farm-product raw materials, n.e.c. -----	5150	5103
5064	Electrical appliances, television and radio sets -----	5060	5001				
5065	Electronic parts and equipment, n.e.c. -----	5060	5001	516	Chemicals and allied products:		
				5162	Plastics materials and basic forms and shapes -----	5160	5102
				5169	Chemicals and allied products, n.e.c. -----	5160	5102
507	Hardware, and plumbing and heating equipment and supplies:			517	Petroleum and petroleum products:		
5072	Hardware -----	5070	5001	5171	Petroleum bulk stations and terminals -----	5170	1NA
5074	Plumbing and heating equipment and supplies (hydronics) -----	5070	5001	5172	Petroleum and petroleum products wholesalers, except bulk stations and terminals -----	5170	1NA
5075	Warm air heating and air-conditioning equipment and supplies -----	5070	5001				
5078	Refrigeration equipment and supplies -----	5070	5001	518	Beer, wine, and distilled alcoholic beverages:		
				5181	Beer and ale -----	5180	5103
				5182	Wine and distilled alcoholic beverages -----	5180	5103
508	Machinery, equipment, and supplies:			519	Miscellaneous nondurable goods:		
5082	Construction and mining (except petroleum) machinery and equipment -----	5082	5002	5191	Farm supplies -----	5191	5102
5083	Farm and garden machinery and equipment -----	5083	5002	5192	Books, periodicals, and newspapers -----	5192	5102
5084	Industrial machinery and equipment -----	5084	5002	5193	Flowers, nursery stock, and florists' supplies -----	5192	5102
5085	Industrial supplies -----	5085	5002	5194	Tobacco and tobacco products -----	5194	5102
5087	Service establishment equipment and supplies -----	5087	5002	5198	Paints, varnishes, and supplies -----	5198	5102
5088	Transportation equipment and supplies, except motor vehicles -----	5088	5002	5199	Nondurable goods, n.e.c. -----	5199	5102

¹Petroleum wholesalers were all sent form CB-5170.

Appendix D. Metropolitan Areas

(Titles and definitions shown for MSA's, CMSA's, and PMSA's are those established by the Office of Management and Budget, as of June 30, 1993)

UTAH

Provo-Orem, UT MSA

Utah County, UT

Salt Lake City-Ogden, UT MSA

Davis County, UT

Salt Lake County, UT

Weber County, UT

Appendix E.

Percent of Sales Data Based on Administrative Records and Estimation for the State: 1992

[For meaning of abbreviations and symbols and for more information on reliability of data, see introductory text. For explanation of terms and comparability of 1987 and 1992 censuses, see appendix A]

SIC code	Kind of business	Percent of sales† —		SIC code	Kind of business	Percent of sales‡ —	
		From administrative records ¹	Estimated ²			From administrative records ¹	Estimated ²
	Wholesale trade -----	2.9	2.4		Wholesale trade —Con.		
50	Durable goods -----	4.2	3.6	50	Durable goods —Con.		
				509	Miscellaneous durable goods -----	5.5	3.2
				5091	Sporting and recreational goods and supplies -----	2.7	3.2
				5092	Toys and hobby goods and supplies -----	17.8	1.7
501	Motor vehicles and motor vehicle parts and supplies -----	3.0	3.6	5093	Scrap and waste materials -----	8.4	3.7
5012	Automobiles and other motor vehicles -----	.5	1.1	5094	Jewelry, watches, precious stones, and precious metals -----	1.5	.5
5013	Motor vehicle supplies and new parts -----	8.0	9.6	5099	Durable goods, n.e.c. -----	17.2	8.8
5014	Tires and tubes -----	—	—				
5015	Motor vehicle parts, used -----	16.6	.5	51	Nondurable goods -----	1.8	1.4
502	Furniture and homefurnishings -----	5.1	1.7	511	Paper and paper products -----	1.8	4.7
5021	Furniture -----	5.2	1.8	5111	Printing and writing paper -----	(D)	(D)
5023	Homefurnishings -----	5.0	1.7	5112	Stationery and office supplies -----	(D)	(D)
				5113	Industrial and personal service paper -----	2.4	9.6
503	Lumber and other construction materials -----	3.2	3.0				
5031	Lumber, plywood, millwork, and wood panels -----	.7	.8	512	Drugs, drug proprietaries, and druggists' sundries -----	.3	1.1
5032	Brick, stone, and related construction materials -----	8.1	4.3	5122	Drugs, drug proprietaries, and druggists' sundries -----	.3	1.1
5033	Roofing, siding, and insulation materials -----	4.9	4.2				
5039	Construction materials, n.e.c. -----	9.2	13.4	513	Apparel, piece goods, and notions -----	2.9	5.9
				5131	Piece goods, notions, and other dry goods -----	(D)	(D)
504	Professional and commercial equipment and supplies -----	4.7	3.5	5136	Men's and boys' clothing and furnishings -----	1.1	10.4
5043	Photographic equipment and supplies -----	50.4	2.3	5137	Women's, children's, and infants' clothing and accessories -----	1.1	3.7
5044	Office equipment -----	2.5	5.3	5139	Footwear -----	(D)	(D)
5045	Computers and computer peripheral equipment and software -----	3.7	4.4				
5046	Commercial equipment, n.e.c. -----	7.9	1.7	514	Groceries and related products -----	1.2	.6
5047	Medical, dental, and hospital equipment and supplies -----	3.2	1.1	5141	Groceries, general line -----	1.2	.3
5048	Ophthalmic goods -----	(D)	(D)	5142	Packaged frozen foods -----	(D)	(D)
5049	Professional equipment and supplies, n.e.c. -----	(D)	(D)	5143	Dairy products, except dried or canned -----	.7	.6
				5144	Poultry and poultry products -----	.3	—
				5145	Confectionery -----	.3	1.3
505	Metals and minerals, except petroleum -----	7.7	3.1	5146	Fish and seafoods -----	(D)	(D)
5051	Metals service centers and offices -----	1.3	4.1	5147	Meats and meat products -----	1.8	—
5052	Coal and other minerals and ores -----	27.7	—	5148	Fresh fruits and vegetables -----	.8	.4
				5149	Groceries and related products, n.e.c. -----	1.7	1.2
506	Electrical goods -----	3.7	4.8	515	Farm-product raw materials -----	2.0	—
5063	Electrical apparatus and equipment, wiring supplies, and construction materials -----	2.4	8.0	5153	Grain and field beans -----	4.5	—
5064	Electrical appliances, television and radio sets -----	8.7	.4	5154	Livestock -----	(D)	(D)
5065	Electronic parts and equipment, n.e.c. -----	3.6	1.7	5159	Farm-product raw materials, n.e.c. -----	(D)	(D)
507	Hardware, and plumbing and heating equipment and supplies -----	4.4	2.5	516	Chemicals and allied products -----	4.2	2.7
5072	Hardware -----	4.8	5.9	5162	Plastics materials and basic forms and shapes -----	2.3	2.1
5074	Plumbing and heating equipment and supplies (hydronics) -----	5.6	1.6	5169	Chemicals and allied products, n.e.c. -----	5.1	3.0
5075	Warm air heating and air-conditioning equipment and supplies -----	1.3	—	517	Petroleum and petroleum products -----	2.7	2.0
5078	Refrigeration equipment and supplies -----	1.3	—	5171	Petroleum bulk stations and terminals -----	.3	2.0
				5172	Petroleum and petroleum products wholesalers, except bulk stations and terminals -----	38.8	3.0
508	Machinery, equipment, and supplies -----	3.8	4.3	518	Beer, wine, and distilled alcoholic beverages -----	—	—
5082	Construction and mining (except petroleum) machinery and equipment -----	1.2	.5	5181	Beer and ale -----	(D)	(D)
5083	Farm and garden machinery and equipment -----	6.6	1.5	5182	Wine and distilled alcoholic beverages -----	(D)	(D)
5084	Industrial machinery and equipment -----	4.4	8.0				
5085	Industrial supplies -----	3.3	5.4	519	Miscellaneous nondurable goods -----	3.2	2.6
5087	Service establishment equipment and supplies -----	2.3	3.3	5191	Farm supplies -----	5.5	2.9
5088	Transportation equipment and supplies, except motor vehicles -----	17.9	—	5192	Books, periodicals, and newspapers -----	.1	2.6
				5193	Flowers, nursery stock, and florists' supplies -----	6.9	7.2
				5194	Tobacco and tobacco products -----	—	—
				5198	Paints, varnishes, and supplies -----	2.7	2.8
				5199	Nondurable goods, n.e.c. -----	7.1	2.9

¹Includes sales information obtained from administrative records of other Federal agencies.

²Includes sales information which was imputed based on historic company ratios or administrative records, or on industry averages.

Appendix F. Geographic Notes

UTAH

Draper is in Salt Lake and Utah Counties; it annexed into Utah County in December 1987.

Park City is in Summit and Wasatch Counties.

Appendix G.

Establishments in Business Any Time During Year and Establishments in Business at End of Year for the State: 1992 and 1987

[For meaning of abbreviations and symbols, see introductory text. For explanation of terms and comparability of 1987 and 1992 censuses, see appendix A]

SIC code	Kind of business	Establishments in business —			
		Any time during year		At end of year	
		1992	1987	1992	1987
	Wholesale trade	3 231	2 956	3 055	2 762
50	Durable goods	2 183	2 031	2 067	1 892
501	Motor vehicles and automotive parts and supplies	325	325	309	303
5012	Automobiles and other motor vehicles	50	43	50	41
5013	Motor vehicle supplies and new parts	193	223	180	208
5014	Tires and tubes	35	23	33	18
5015	Motor vehicle parts, used	47	36	46	36
502	Furniture and homefurnishings	114	98	108	91
5021	Furniture	52	50	49	45
5023	Homefurnishings	62	48	59	46
503	Lumber and other construction materials	133	140	127	127
5031	Lumber, plywood, millwork, and wood panels	41	45	39	36
5032	Brick, stone, and related construction materials	34	25	34	25
5033	Roofing, siding, and insulation materials	25	25	24	25
5039	Construction materials, n.e.c.	33	45	30	41
504	Professional and commercial equipment and supplies	350	307	330	289
5043	Photographic equipment and supplies	7	10	7	10
5044	Office equipment	58	72	54	69
5045	Computers and computer peripheral equipment and software	154	108	143	106
5046	Commercial equipment, n.e.c.	35	33	34	27
5047	Medical, dental, and hospital equipment and supplies	72	53	69	51
5048	Ophthalmic goods	13	14	12	11
5049	Professional equipment and supplies, n.e.c.	11	17	11	15
505	Metals and minerals, except petroleum	59	53	54	51
5051	Metals service centers and offices	50	48	46	46
5052	Coal and other minerals and ores	9	5	8	5
506	Electrical goods	299	258	283	245
5063	Electrical apparatus and equipment, wiring supplies, and construction materials	155	120	146	112
5064	Electrical appliances, television and radio sets	36	28	34	27
5065	Electronic parts and equipment, n.e.c.	108	110	103	106
507	Hardware, and plumbing and heating equipment and supplies	177	180	170	156
5072	Hardware	52	52	48	47
5074	Plumbing and heating equipment and supplies (hydronics)	73	78	71	62
5075	Warm air heating and air-conditioning equipment and supplies	41	37	40	36
5078	Refrigeration equipment and supplies	11	13	11	11
508	Machinery, equipment, and supplies	528	482	503	452
5082	Construction and mining (except petroleum) machinery and equipment	57	59	56	53
5083	Farm and garden machinery and equipment	61	58	59	54
5084	Industrial machinery and equipment	217	187	204	179
5085	Industrial supplies	101	94	95	86
5087	Service establishment equipment and supplies	76	69	73	67
5088	Transportation equipment and supplies, except motor vehicles	16	15	16	13
509	Miscellaneous durable goods	198	188	183	178
5091	Sporting and recreational goods and supplies	50	36	47	36
5092	Toys and hobby goods and supplies	18	15	14	14
5093	Scrap and waste materials	52	55	49	51
5094	Jewelry, watches, precious stones, and precious metals	27	28	26	25
5099	Durable goods, n.e.c.	51	54	47	52
51	Nondurable goods	1 048	925	988	870
511	Paper and paper products	105	96	99	92
5111	Printing and writing paper	8	12	8	11
5112	Stationery and office supplies	74	64	70	61
5113	Industrial and personal service paper	23	20	21	20
512	Drugs, drug proprietaries, and druggists sundries	49	40	47	37
5122	Drugs, drug proprietaries, and druggists sundries	49	40	47	37
513	Apparel, piece goods, and notions	74	50	65	46
5131	Piece goods, notions, and other dry goods	21	16	19	15
5136	Men's and boys' clothing and furnishings	30	10	25	9
5137	Women's, children's, and infants' clothing and accessories	19	21	17	19
5139	Footwear	4	3	4	3

SIC code	Kind of business	Establishments in business —			
		Any time during year		At end of year	
		1992	1987	1992	1987
51	Nondurable goods — Con.				
514	Groceries and related products	293	289	280	272
5141	Groceries, general line	33	40	32	39
5142	Packaged frozen foods	22	18	22	17
5143	Dairy products, except dried or canned	17	17	17	16
5144	Poultry and poultry products	9	11	8	11
5145	Confectionery	24	21	21	19
5146	Fish and seafoods	4	4	4	3
5147	Meats and meat products	23	32	21	31
5148	Fresh fruits and vegetables	37	42	35	39
5149	Groceries and related products, n.e.c.	124	104	120	97
515	Farm-product raw materials	28	40	26	36
5153	Grain and field beans	13	19	11	17
5154	Livestock	8	11	8	9
5159	Farm-product raw materials, n.e.c.	7	10	7	10
516	Chemicals and allied products	122	91	116	84
5162	Plastics materials and basic forms and shapes	29	13	29	13
5169	Chemicals and allied products, n.e.c.	93	78	87	71
517	Petroleum and petroleum products	111	87	103	83
5171	Petroleum bulk stations and terminals	85	57	78	56
5172	Petroleum and petroleum products wholesalers, except bulk stations and terminals	26	30	25	27
518	Beer, wine, and distilled alcoholic beverages	20	22	19	20
5181	Beer and ale	17	19	17	17
5182	Wine and distilled alcoholic beverages	3	3	2	3
519	Miscellaneous nondurable goods	246	210	233	200
5191	Farm supplies	84	67	80	62
5192	Books, periodicals, and newspapers	34	21	33	21
5193	Flowers, nursery stock, and florists' supplies	34	22	31	22
5194	Tobacco and tobacco products	3	5	3	5
5198	Paints, varnishes and supplies	21	29	21	28
5199	Nondurable goods, n.e.c.	70	66	65	62

Publication Program

1992 CENSUS OF WHOLESALE TRADE

Publications of the 1992 Census of Wholesale Trade, containing data on wholesale trade establishments with payroll in the United States, are described below. Publications order forms for specific reports may be obtained from any Department of Commerce district office or from Data User Services Division, Customer Services, Bureau of the Census, Washington, DC 20233-8300. The first results were issued in press releases. Final detailed statistics are issued in separate paperbound reports and compact disc-read only memory (CD-ROM).

Final Reports

Geographic area series—52 reports (WC92-A-1 to -52)

A separate paperbound report containing data for establishments with payroll is published for each State, the District of Columbia, and the United States. Each report presents general statistics for establishments with payroll, on number of establishments, sales, payroll, employment, operating expenses, and inventories. At the State level, data also are presented separately for the following types of wholesale operations: merchant wholesalers; manufacturers' sales branches and offices; and agents, brokers, and commission merchants. Less type-of-operation detail is shown below the State level. For States, MA's, and counties and places with 200 wholesale establishments or more, statistics are presented by kind of business. Greater kind-of-business detail is shown for larger areas. In addition, data are shown for all places with 2,500 inhabitants or more and all counties (with no kind-of-business detail). For each State, the District of Columbia, and the United States, 1992 data are provided on sales and employees per establishment, sales and payroll per employee, payroll as a percent of operating expenses, and operating expenses and end-of-year inventories as percentages of sales. Comparative statistics showing percent changes in sales and payroll between 1987 and 1992 also are shown by kind of business.

Subject series—4 reports (WC92-S-1 to -4)

The *Establishment and Firm Size* report (WC92-S-1) presents data for establishments with payroll, based on size of establishment, size of company or firm, and legal form of organization. Establishment statistics are presented by sales size and by employment size; statistics for firms by sales size (including concentration by largest firms), by employment size, and by number of establishments operated (single units and multiunits). Statistics are presented by kind of business on the number of establishments, sales, payroll, and employment for the United States.

The *Measures of Value Produced, Capital Expenditures, Depreciable Assets, and Operating Expenses* report (WC92-S-2) presents data on measures of value produced, capital expenditures, depreciable assets, and operating expenses for firms with payroll

for the United States by major kinds of business. Measures of value produced include gross margin, value added, and net income produced at market prices and factor costs. Operating expenses include annual payroll, supplemental labor costs, purchased services, etc. Sales, purchases, and beginning and ending inventories data also are provided.

The *Commodity Line Sales* report (WC92-S-3) presents data on major categories of commodities sold by wholesale kinds of business for the United States. Data for 15 selected MA's and 15 selected States will be available on electronic media only. Tables present data for each kind of business and show, for each commodity line, the number of establishments handling the line and their sales of the line; the percentage of total sales of the kind of business accounted for by each of the lines carried; and, for establishments actually handling a specific line, the percentage of total sales represented by sales of that line. Summary statistics also are provided for the broad commodity line categories, including counts of establishments and the amount and percentage of the line sold by various kinds of wholesale businesses.

The *Miscellaneous Subjects* report (WC92-S-4) contains data by kind of business on employment by principal activity; sales by class of customer; inventory valuation methods; commissions and gross selling value of business conducted for others by agents and brokers; gross margins, gross profits, and their components; and on petroleum bulk stations and terminals. Data are presented for the United States as a whole; for petroleum bulk stations and terminals, States, and counties.

Electronic Media

All data included in the printed reports are available on CD-ROM. The CD-ROM's provide the same information found in the final reports as well as additional information not published in the final reports, such as commodity line sales data for States (WC92-S-3). Electronic media products are available for users who wish to summarize, rearrange, or process large amounts of data. These products, with corresponding technical documentation, are sold by Data User Services Division, Customer Services, Bureau of the Census, Washington, DC 20233-8300.

OTHER ECONOMIC CENSUS REPORTS

Data on retail trade, service industries, transportation, communications, utilities, financial, insurance, real estate, construction industries, manufactures, mineral industries, enterprise statistics, minority-owned business enterprises, and women-owned businesses also are available from the 1992 Economic Census. A separate series of reports covers the census of outlying areas: Puerto Rico, Virgin Islands of the United States, Guam, and the Northern Marianas. Separate announcements describing these reports are available free of charge from Data User Services Division, Customer Services, Bureau of the Census, Washington, DC 20233-8300.