

1992


Census of

Wholesale Trade

WC92-A-40

GEOGRAPHIC AREA SERIES

Rhode Island



Acknowledgments

Many persons participated in the various activities of the 1992 Census of Wholesale Trade. The overall planning and review of the census operations were performed by the Economic Census Staff of the Economic Planning and Coordination Division.

This report was prepared in the Services Division. **Bobby E. Russell**, Assistant Chief for Census Programs, was responsible for the overall planning, management, and coordination of the census of wholesale trade. Planning and implementation were under the direction of **John R. Trimble**, Chief, Wholesale Census Branch, with primary staff assistance by **Steven L. Barron**, **John L. Vignali**, **Gary E. Swenson**, **Scott P. Handmaker**, **Daniel C. Collier**, **Barbara A. Collier**, **Cary L. Fletcher**, **Dennis R. Johnson**, and **Karen K. Sigmon**.

Systems and procedures for mailout, receipt, correspondence, data input, industry classification, other clerical processing, administrative record processing, quality control, and the associated electronic computer programs, were developed in the Economic Planning and Coordination Division.

Mailout preparation and receipt operations, clerical and analytical review activities, data keying, and geocoding review were performed by the staff of the Data Preparation Division, **Judith N. Petty**, Chief.

Geographic coding procedures and associated computer programs were developed by the staff of the Geography Division.

The computer processing systems were developed and coordinated in the Economic Statistical Methods and Programming Division, **Charles P. Pautler, Jr.**, Chief. **H. Ray Dennis**, Assistant Chief for Business Programs, was responsible for the design and implementation of the computer systems. The computer programs were prepared under the supervision of **Steven G. McCraith**, Chief, Utilities and Financial Census Branch, and **William C. Wester**, Chief, Business Census Branch, assisted by **Dennis P. Kelly**, **Barbara L. Lambert**, **Josephine S. McLaughlin**, **William D. McClain**, **David Wang**, and **David L. Sipes**.

Computer processing was performed in the Computer Services Division, **Marvin D. Raines**, Chief.

The staff of the Administrative and Publications Services Division, **Walter C. Odom**, Chief, performed planning, design, composition, editorial review, and printing planning and procurement for publications and report forms. **Gladys Rea** provided publication coordination and editing.

Special acknowledgment is also due the many businesses whose cooperation has contributed to the publication of these data.

If you have any questions concerning the statistics in this report, call 301-763-5281.

1992 Census of Wholesale Trade

WC92-A-40

GEOGRAPHIC AREA SERIES

Rhode Island

+



+



U.S. Department of Commerce
Ronald H. Brown, Secretary
David J. Barram, Deputy Secretary

Economics and Statistics Administration
Everett M. Ehrlich, Under Secretary
for Economic Affairs

BUREAU OF THE CENSUS
Harry A. Scarr, Acting Director



**Economics and Statistics
Administration**

Everett M. Ehrlich, Under Secretary
for Economic Affairs



BUREAU OF THE CENSUS

Harry A. Scarr, Acting Director

Paula J. Schneider, Principal Associate
Director for Programs

Charles A. Waite, Associate Director
for Economic Programs

Thomas L. Mesenbourg, Assistant Director
for Economic Programs

**ECONOMIC PLANNING AND COORDINATION
DIVISION**

Carole A. Ambler, Chief

SERVICES DIVISION

Carole A. Ambler, Acting Chief

Introduction to the Economic Census

PURPOSES AND USES OF THE ECONOMIC CENSUS

The economic census is the major source of facts about the structure and functioning of the Nation's economy. It provides essential information for government, business, industry, and the general public.

The economic census furnishes an important part of the framework for such composite measures as the gross domestic product, input/output measures, production and price indexes, and other statistical series that measure short-term changes in economic conditions.

Policymaking agencies of the Federal Government use the data, especially in monitoring economic activity and providing assistance to business.

State and local governments use the data to assess business activities and tax bases within their jurisdictions and to develop programs to attract business.

Trade associations study trends in their own and competing industries and keep their members informed of market changes.

Individual businesses use the data to locate potential markets and to analyze their own production and sales performance relative to industry or area averages.

AUTHORITY AND SCOPE

Title 13 of the United States Code (sections 131, 191, and 224) directs the Census Bureau to take the economic census every 5 years, covering years ending in 2 and 7. The 1992 Economic Census consists of the following eight censuses:

- Census of Retail Trade
- Census of Wholesale Trade
- Census of Service Industries
- Census of Financial, Insurance, and Real Estate Industries
- Census of Transportation, Communications, and Utilities
- Census of Manufactures
- Census of Mineral Industries
- Census of Construction Industries

Special programs also cover enterprise statistics and minority-owned and women-owned businesses. (The 1992 Census of Agriculture and 1992 Census of Governments are conducted separately.) The next economic census is scheduled to be taken in 1998 covering the year 1997.

AVAILABILITY OF THE DATA

The results of the economic census are available in printed reports for sale by the U.S. Government Printing Office and on compact discs for sale by the Census Bureau. Order forms for all types of products are available on request from Customer Services, Bureau of the Census, Washington, DC 20233-8300. A more complete description of publications being issued from this census is on the inside back cover of this document.

Census facts are also widely disseminated by trade associations, business journals, and newspapers. Volumes containing census statistics are available in most major public and college libraries. Finally, State data centers in every State as well as business and industry data centers in many States also supply economic census statistics.

WHAT'S NEW IN 1992

The 1992 Economic Census covers more of the economy than any previous census. New for 1992 are data on communications, utilities, finance, insurance, and real estate, as well as coverage of more transportation industries. The economic, agriculture, and governments censuses now collectively cover nearly 98 percent of all economic activity.

Among other changes, new 1992 definitions affect the boundaries of about a third of all metropolitan areas. Also, the Survey of Women-Owned Businesses has now been expanded to include all corporations.

HISTORICAL INFORMATION

The economic census has been taken as an integrated program at 5-year intervals since 1967 and before that for 1963, 1958, and 1954. Prior to that time, the individual subcomponents of the economic census were taken separately at varying intervals.

The economic census traces its beginnings to the 1810 Decennial Census, when questions on manufacturing were included with those for population. Coverage of economic activities was expanded for 1840 and subsequent censuses to include mining and some commercial activities. In 1902, Congress established a permanent Census Bureau and directed that a census of manufactures be taken every 5 years. The 1905 Manufactures Census was the first time a census was taken apart from the regular every-10-year population census.

The first census of business was taken in 1930, covering 1929. Initially it covered retail and wholesale trade and construction industries, but it was broadened in 1933 to include some of the service trades.

The 1954 Economic Census was the first census to be fully integrated—providing comparable census data across economic sectors, using consistent time periods, concepts, definitions, classifications, and reporting units. It was the first census to be taken by mail, using lists of firms provided by the administrative records of other Federal agencies. Since 1963, administrative records also have been used to provide basic statistics for very small firms, reducing or eliminating the need to send them census questionnaires. The Enterprise Statistics Program, which publishes combined data from the economic census, was made possible with the implementation of the integrated census program in 1954.

The range of industries covered in the economic censuses has continued to expand. The census of construction industries began on a regular basis in 1967, and the scope of service industries was broadened in 1967, 1977, and 1987. The census of transportation began in 1963 as a set of surveys covering travel, transportation of commodities, and trucks, but expanded in 1987 to cover business establishments in several transportation industries. For 1992, these statistics are incorporated into a broadened census of transportation, communications, and utilities. Also new for 1992 is the census of financial, insurance, and real estate industries. This is part of a gradual expansion in coverage of industries previously subjected to government regulation.

The Survey of Minority-Owned Business Enterprises was first conducted as a special project in 1969 and was incorporated into the economic census in 1972 along with the Survey of Women-Owned Businesses.

An economic census has also been taken in Puerto Rico since 1909, in the Virgin Islands of the United States and Guam since 1958, and in the Commonwealth of the Northern Mariana Islands since 1982.

Statistical reports from the 1987 and earlier censuses provide historical figures for the study of long-term time series and are available in some large libraries. All of the census data published since 1967 are still available for sale on microfiche from the Census Bureau.

AVAILABILITY OF MORE FREQUENT ECONOMIC DATA

While the census provides complete enumerations every 5 years, there are many needs for more frequent data as well. The Census Bureau conducts a number of monthly, quarterly, and annual surveys, with the results appearing in publication series such as Current Business Reports (retail and wholesale trade and service industries), the Annual Survey of Manufactures, Current Industrial Reports, and the Quarterly Financial Report. Most of these surveys, while providing more frequent observations, yield less kind-of-business and geographic detail than the census. The County Business Patterns program offers annual statistics on the number of establishments, employment, and payroll classified by industry within each county.

SOURCES FOR MORE INFORMATION

More information about the scope, coverage, classification system, data items, and publications for each of the economic censuses and related surveys is published in the *Guide to the 1992 Economic Census and Related Statistics*. More information on the methodology, procedures, and history of the census will be published in the *History of the 1992 Economic Census*. Contact Customer Services for information on availability.

Census of Wholesale Trade

GENERAL

The 1992 Census of Wholesale Trade, part of the 1992 Economic Census, covered wholesale trade as defined in the *Standard Industrial Classification Manual: 1987*¹ (SIC). It included all establishments with one or more paid employees primarily engaged in selling merchandise to retailers; other wholesalers; or industrial, commercial, institutional, farm, or professional users. Companies selling products to which they have title, as well as those acting as agents or brokers in buying or selling merchandise to others, are included. The census excluded governmental organizations classified in the covered industries except for wholesale liquor establishments operated by State and local governments.

The basic tabulations in this report do not include data for establishments which are "auxiliary" (primary function is providing a service, such as warehouses) to other establishments within the same organization. Data for auxiliaries are presented in a subsequent report issued as part of the 1992 Enterprise Statistics reports.

Wholesale firms without employees are excluded from the census. In the census of retail trade, the sales of firms with no paid employees are derived from administrative records of other Federal agencies rather than from a direct canvass. These sources proved impractical for wholesale firms without paid employees. In the census of wholesale trade, the sales value is the gross volume of business conducted. Firms which operated wholly or partly on a commission basis must provide both the gross volume of business conducted and commission receipts on census forms. Agents and brokers do not report to other Federal agencies the gross selling value of goods. Moreover, administrative records make no distinction between commission receipts and sales of products by wholesalers.

Appendix A gives a more detailed explanation of census coverage and methodology.

CENSUS DISCLOSURE RULES

In accordance with Federal law governing census reports, no data are published that would disclose the operations of an individual establishment or business. However, the number of establishments in a kind-of-business

classification is not considered a disclosure, therefore, this information may be released even though other information is withheld.

GEOGRAPHIC AREAS COVERED

This report series presents data for the following areas:

1. The United States as a whole.
2. Each State and the District of Columbia
3. Each consolidated metropolitan statistical area (CMSA) and primary metropolitan statistical area (PMSA) defined by the Office of Management and Budget (OMB) as of June 30, 1993. A CMSA is an area used to facilitate the presentation and analysis of data for large concentrations of metropolitan populations. It includes two or more contiguous PMSA's which have a population of at least 1,000,000² and which meet specific criteria of urban character and of social and economic integration.
4. Each metropolitan statistical area (MSA) defined by the OMB as of June 30, 1993. An MSA is an integrated economic and social unit with a population nucleus of at least 50,000 inhabitants.² Each MSA consists of one or more counties meeting standards of metropolitan character; in New England, cities and towns rather than counties are the component geographic units.
5. The area within the State outside metropolitan areas (MA's).
6. Each county or county equivalent.³ Counties are the primary divisions of States, except in Louisiana where they are called parishes and in Alaska where they are called boroughs and census areas. Maryland, Missouri, Nevada, and Virginia have one place or more that is independent of any county organization and constitutes primary divisions of their States. These places are treated as counties and as places.
7. Each consolidated city.³ Consolidated cities are consolidated governments which consists of separately incorporated municipalities.
8. Each municipality of 2,500 inhabitants or more incorporated as a city, borough, village, or town.^{2 3}

¹*Standard Industrial Classification Manual: 1987*. For sale by Superintendent of Documents, U.S. Government Printing Office, Washington, DC 20402. Stock No. 041-001-00314-2.

²According to 1990 Census of Population or subsequent special census.

³Those defined as of January 1, 1992.

For the economic census, boroughs and census areas in Alaska, and boroughs in New York, are not included in this category.

9. Special economic urban areas (SEUA's), which include townships in Michigan, New Jersey, and Pennsylvania and towns in New York, Wisconsin, and the six New England States with 10,000 inhabitants or more.⁴

DOLLAR VALUES

All dollar values presented in this report are expressed in current dollars, i.e., 1992 data are expressed in 1992 dollars and 1987 data in 1987 dollars. Consequently, when making comparisons to prior years, users of the data should consider the inflation that has occurred

RELIABILITY OF DATA

All data compiled in this report originated from either census questionnaires or administrative records of other Federal agencies and, therefore, are not subject to sampling errors. However, the data are subject to nonsampling errors. Nonsampling errors can be attributed to many sources: inability to identify all cases in the actual universe; definition and classification difficulties; differences in the interpretation of questions; errors in recording or coding the data obtained; and other errors of collection, response, coverage, and estimation for missing or misreported data.

The accuracy of these tabulated data is determined by the joint effects of the various nonsampling errors. No direct measurement of these effects has been obtained except for estimation for missing or misreported data; however, precautionary steps were taken in all phases of the collection, processing, and tabulation of the data in an effort to minimize the effects of nonsampling errors.

The Census Bureau obtains on computer tape limited information extracted from administrative records of other Federal agencies. This information is used in conjunction with other information available to the Census Bureau to develop estimates for nonemployers, small employers, and other establishments for which responses were not received in time for publication. For an indication of the extent that data included in these reports were obtained from the administrative records of other Federal agencies and from estimation, rather than reports directly from respondents, see appendix E. Also, see appendix A for a more detailed explanation of census coverage and methodology.

SPECIAL TABULATIONS

Special tabulations of data collected in the 1992 Census of Wholesale Trade may be obtained, depending on availability of time and personnel, on diskette, computer tape,

⁴According to 1990 Census of Population or subsequent special census.

or in tabular form. The data will be in summary form and subject to the same rules prohibiting disclosure of confidential information (including name, address, kind of business, or other data for individual business establishments or companies) as are the regular publications.

Special tabulations are prepared on a cost basis. A request for a cost estimate, as well as exact specifications on the type and format of the data to be provided, should be directed to the Chief, Services Division, Bureau of the Census, Washington, DC 20233.

To discuss a special tabulation before submitting specifications, call 1-800-541-8345.

ABBREVIATIONS AND SYMBOLS

The following abbreviations and symbols are used in this publication:

–	Represents zero.
(D)	Withheld to avoid disclosing data for individual companies; data are included in broader kind-of-business totals.
(IC)	Independent city.
(NA)	Not available.
(NC)	Not comparable.
(X)	Not applicable.
CMSA	Consolidated metropolitan statistical area.
MA	Metropolitan area.
MSA	Metropolitan statistical area.
n.e.c.	Not elsewhere classified.
PMSA	Primary metropolitan statistical area.
pt.	Part.
r	Revised.
SEUA	Standard economic urban area.
SIC	Standard Industrial Classification.

The following symbols are used in this publication to show employment size ranges for employment data that has been withheld to avoid disclosing data for individual companies (employment size range codes are provided for the first time in the 1992 Economic Census):

Symbol	Employment size
AA	0—19
BB	20—99
CC	100—249
EE	250—499
FF	500—999
GG	1,000—2,499
HH	2,500—4,999
II	5,000—9,999
JJ	10,000—24,999
KK	25,000—49,999
LL	50,000—99,999
MM	100,000 or more

Users' Guide for Locating Statistics in This Report by Table Number

Information shown in tables	Table									
	1	2	3	4	5	6	7	8	9	10
GEOGRAPHIC AREAS										
The State	X	X	X						X	X
Metropolitan Areas (MA's) in the State.....							X			
Area of the State not in any MA								X		
Counties in the State				X						X
Places in the State				² X	¹ X	¹ X			² X	
DATA ITEMS³										
Establishments.....	X		X	⁴ X	⁴ X	⁴ X	⁴ X	⁴ X		
Sales	X		X	⁴ X	⁴ X	⁴ X	⁴ X	⁴ X	X	X
Annual payroll	X		X	⁴ X	⁴ X	⁴ X	⁴ X	⁴ X		
First-quarter payroll.....	X									
Paid employees for pay period including March 12, 1992	X		X	⁵ X	⁵ X	⁵ X	⁵ X	⁵ X		
Inventories	X									
Operating expenses	X									
Sales per establishment.....		X								
Sales per employee		X								
Annual payroll per employee.....		X								
Annual payroll as a percent of operating expenses.....		X								
Employees per establishment.....		X								
Operating expenses as a percent of sales		X								
End-of-year inventories as a percent of sales....		X								
1987 to 1992 comparative statistics (sales, payroll, etc.).....			X							
Counties ranked by volume of sales										X
Places ranked by volume of sales.....									² X	

¹Includes areas with 200 wholesale establishments or more.

²Includes places with 2,500 inhabitants or more, according to the 1990 Census of Population.

³See Explanation of Terms, appendix A.

⁴Manufacturers' sales branches and offices, and agents, brokers, and commission merchants are combined and displayed as "other types of operation."

⁵Presented for total and merchant wholesalers only.

Users' Guide for Locating Statistics in the 1992 Census of Wholesale Trade Reports

Report and geographic area	Information shown in reports by kind of business or industry category										
	Number of establishments	Sales (\$1,000)	Payroll (\$1,000)	Number of employees	Inventories (\$1,000)	Operating expenses (\$1,000)	Commodity line sales (\$1,000)	Sales size and employment size ¹	Legal form of organization	Petroleum bulk stations and terminals	Selected topics
GEOGRAPHIC AREA SERIES											
United States	X	X	X	X	X	X	X				
State	X	X	X	X	X	X	X				
MA	X	X	X	X	X						
County	X	X	X	X	X						
Place	X	X	X	X	X						
ESTABLISHMENT AND FIRM SIZE (INCLUDING LEGAL FORM OF ORGANIZATION)											
United States	X	X	² X	² X	² X	² X		X	X		
MEASURES OF VALUE PRODUCED, CAPITAL EXPENDITURES, DEPRECIABLE ASSETS, AND OPERATING EXPENSES											
United States ²		X	X		X	X			X		³ X
COMMODITY LINE SALES											
United States	X	X					X				
State ⁴	X	X					X				
MA ⁴	X	X					X				
MISCELLANEOUS SUBJECTS											
United States	X	X	X	X	X	X				X	⁵ X
State						X				X	
County						X				X	

¹Establishments and firms.

²Merchant wholesalers only.

³Value produced, capital expenditures, depreciable assets, and selected operating expenses detail.

⁴Available on CD ROM only.

⁵Class of customer; employment by principal activity; detailed type of operation; inventory detail; commissions of agents and brokers; and gross margins, gross profits, and their components of merchant wholesalers.

Contents

Rhode Island

[Page numbers listed here omit the prefix that appears as part of the number of each page]

	Page
Introduction to the Economic Census	III
Census of Wholesale Trade	V
Users' Guide for Locating Statistics in This Report by Table Number	VII
Users' Guide for Locating Statistics in the 1992 Census of Wholesale Trade Reports ...	VIII
Summary of Findings	2

FIGURES

1. Percent of Wholesale Sales by Type of Operation: 1992 and 1987	3
2. Wholesale Sales by Industry Group: 1992 and 1987	4
3. Wholesale Employment by Industry Group: 1992 and 1987	5
Maps	6

TABLES

1. Summary Statistics for the State: 1992	7
2. Selected Ratios for the State: 1992	11
3. Comparative Statistics for the State: 1992 and 1987	14
4. Summary Statistics for Counties and for Places With 2,500 Inhabitants or More: 1992	17
5. Summary Statistics for Places With 200 Establishments or More: 1992	18
6. Summary Statistics for Counties With 200 Establishments or More: 1992	19
7. Summary Statistics for Metropolitan Areas: 1992	21
8. Summary Statistics for the Area Outside Metropolitan Areas: 1992	23
9. Places With 2,500 Inhabitants or More Ranked by Volume of Sales: 1992	23
10. Counties Ranked by Volume of Sales: 1992	24

APPENDIXES

A. General Explanation	A-1
B. Sample Report Form and Instructions	B-1
C. Kind-of-Business Titles and Reporting-Form Numbers	C-1
D. Metropolitan Areas	D-1
E. Percent of Sales Data Based on Administrative Records and Estimation for the State: 1992	E-1
F. Geographic Notes	F-1
G. Establishments in Business Any Time During Year and Establishments in Business at End of Year for the State: 1992 and 1987	G-1

Publication Program Inside back cover

Summary of Findings

Rhode Island had 1,771 wholesale establishments in 1992 with \$6.6 billion in sales. This represents a 2.7 percent increase in wholesale establishments and a 9.8 percent increase in sales over 1987 according to the 1992 Census of Wholesale Trade conducted by the Bureau of the Census, U.S. Department of Commerce.

Merchant wholesalers accounted for 86.6 percent or 1,534 of the total establishments and 68.8 percent or \$4.6 billion of the total sales in 1992 compared with 87.6 percent of the establishments and 75.6 percent of the sales in 1987. Manufacturers' sales branches and offices with 88 establishments and \$1.5 billion in sales and agents, brokers, and commission merchants with 149 establishments and \$554.0 million in sales made up the rest of the wholesale trade total in 1992.

Petroleum bulk stations and terminals were the largest group of wholesalers by kind of business in terms of sales with \$786.4 million followed by jewelry, watches, precious stones, and precious metals wholesalers with \$501.7 million and industrial machinery and equipment wholesalers with \$266.0 million. Out of 69 kind of business groups, these three accounted for 23.4 percent of the total sales in the State.

Annual payroll for all wholesalers in the State was up from \$490.8 million in 1987 to \$551.3 million in 1992. Merchant wholesalers had annual payroll of \$430.3 million in 1992 while manufacturers' sales branches and offices

recorded \$103.7 million and agents, brokers, and commission merchants had \$17.2 million.

Employment by all wholesalers in Rhode Island as of mid-March 1992 was 19,538, a decrease of 12.3 percent since 1987. Merchant wholesalers with 16,105 employees accounted for 82.4 percent of the total wholesale employment in 1992 compared with 88.1 percent in 1987.

Inventories of \$589.1 million were held at wholesale establishments in the State at the end of 1992. Merchant wholesalers held 77.2 percent of these inventories while manufacturers' sales branches and sales offices held 22.5 percent and agent, brokers, and commission merchants held .3 percent. Inventories of all wholesalers increased during 1992 by 1.7 percent while those of merchant wholesalers increased 3.4 percent.

Payroll per employee in the State averaged \$28.2 thousand for all wholesalers in 1992, an increase of 28.1 percent since 1987. Merchant wholesalers averaged \$26.7 thousand per employee while manufacturers' sales branches and offices was \$36.2 thousand and agents, brokers, and commission merchants were \$30.2 thousand in 1992.

Annual payroll as a percent of operating expenses for all wholesalers increased from 48.2 percent in 1987 to 50.8 percent in 1992. The ratio for merchant wholesalers was 50.6 percent; for manufacturers' sales branches and offices it was 51.2 percent; and for agents, brokers and commission merchants it was 53.2 percent.

Figure 1. **Percent of Wholesale Sales by Type of Operation: 1992 and 1987**
(Percents may not add to 100 because of rounding. For meaning of abbreviations and symbols, see introductory text)

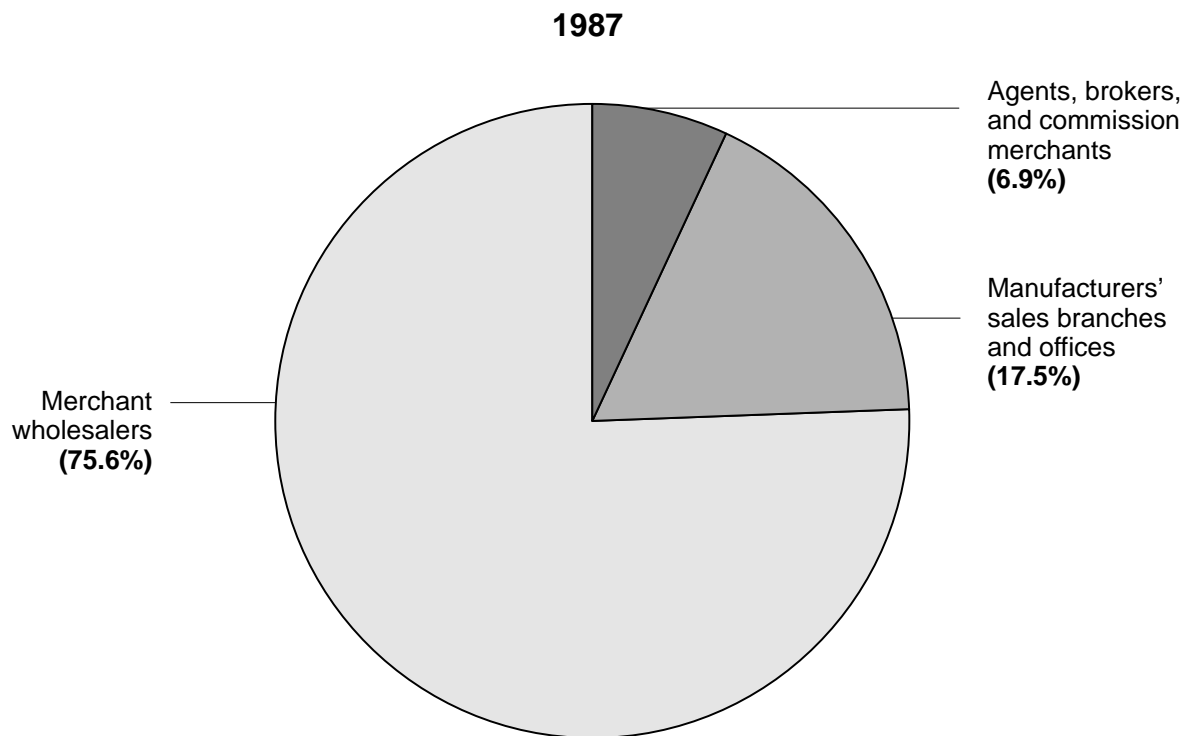
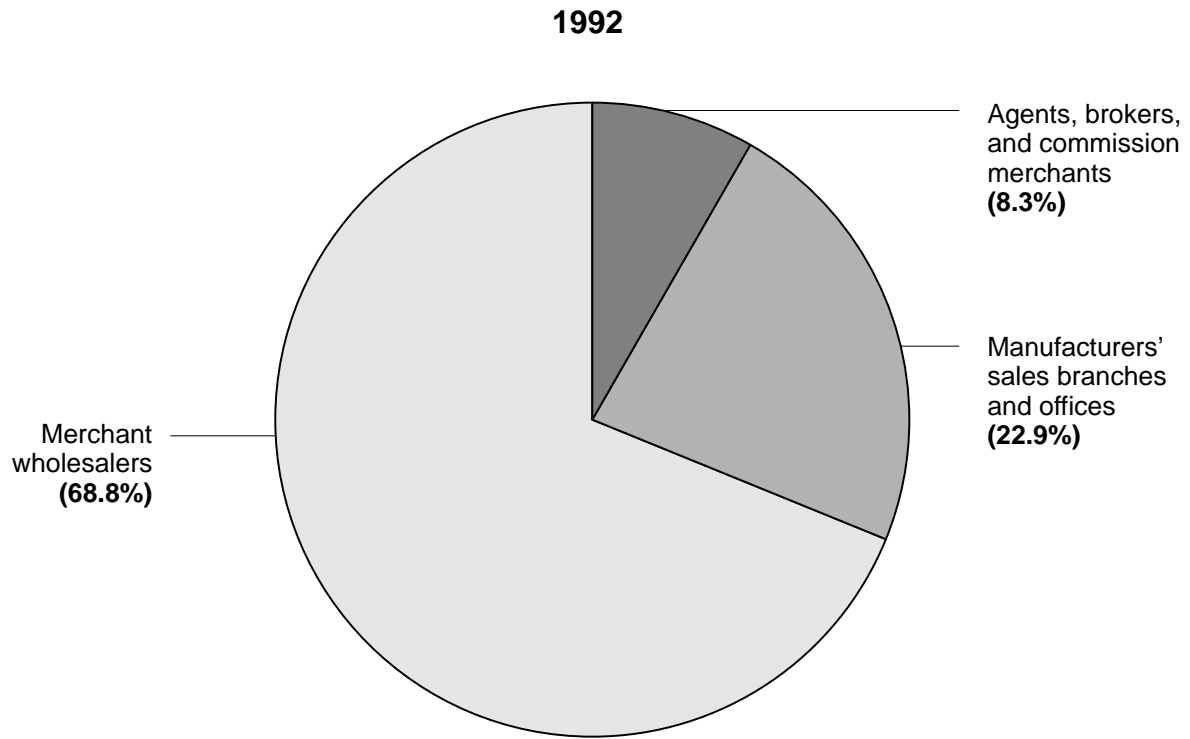




Figure 2. **Wholesale Sales by Industry Group: 1992 and 1987**
(Millions of dollars. For meaning of abbreviations and symbols, see introductory text)

1992 
1987 

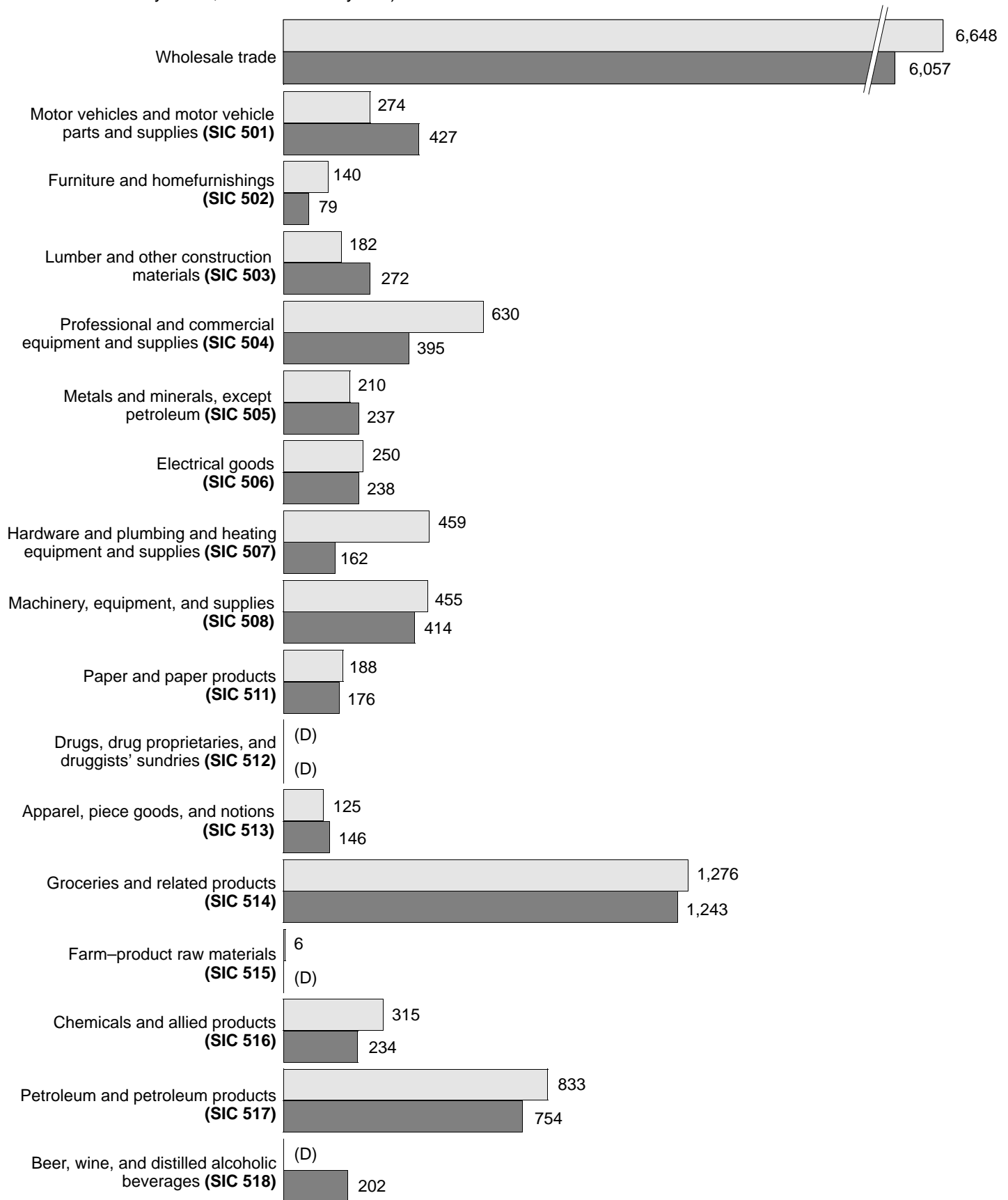




Figure 3. **Wholesale Employment by Industry Group: 1992 and 1987**
 (Number. For meaning of abbreviations and symbols, see introductory text)

1992 
 1987 

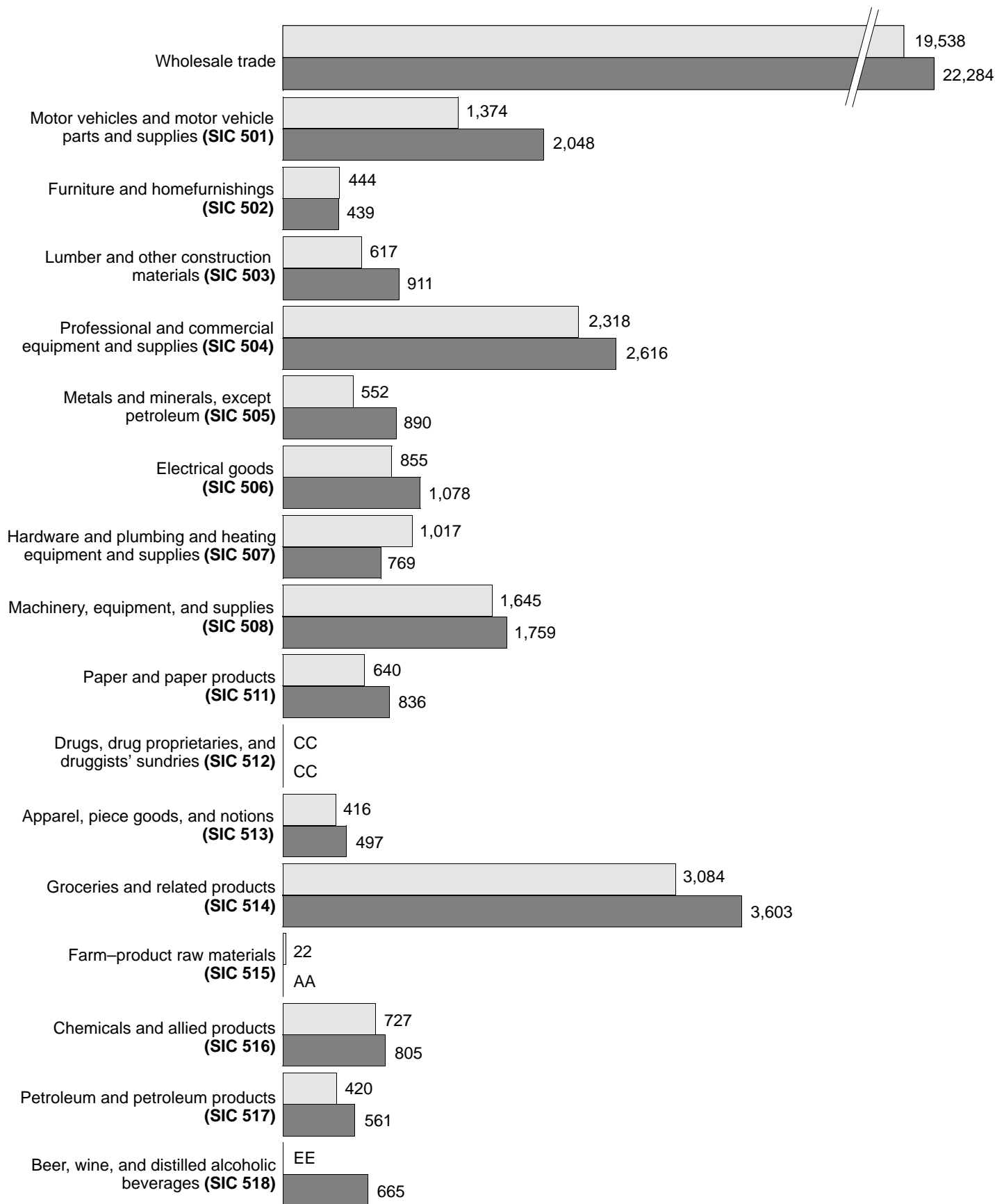




Table 1. Summary Statistics for the State: 1992

[For meaning of abbreviations and symbols, see introductory text. For explanation of terms and comparability of 1987 and 1992 censuses, see appendix A]

SIC code	Type of operation and kind of business	Establishments (number)	Sales (\$1,000)	Annual payroll (\$1,000)	First-quarter payroll (\$1,000)	Paid employees for pay period including March 12 (number)	Operating expenses (\$1,000)	End-of-1991 inventories (\$1,000)	End-of-1992 inventories (\$1,000)
	Wholesale trade -----	1 771	6 648 064	551 316	131 308	19 538	1 085 278	579 070	589 053
	TYPES OF OPERATION								
	Merchant wholesalers -----	1 534	4 574 905	430 343	102 039	16 105	850 390	439 703	454 654
	Wholesale distributors and jobbers -----	1 431	4 128 632	396 916	94 428	15 081	773 403	380 092	392 410
	Importers -----	76	309 840	26 962	5 995	808	60 080	41 668	39 188
	Exporters -----	25	(D)	(D)	(D)	CC	(D)	(D)	(D)
	Terminal grain elevators -----	--	--	--	--	--	--	--	--
	Country grain elevators -----	--	--	--	--	--	--	--	--
	Assemblers of farm products, except country grain elevators -----	2	(D)	(D)	(D)	AA	(D)	(D)	(D)
	Manufacturers' sales branches and sales offices -----	88	1 519 174	103 741	25 496	2 862	202 482	137 699	132 751
	Sales branches (with stock) -----	57	1 255 660	89 731	22 131	2 549	175 420	137 699	132 751
	Sales offices (without stock) -----	31	263 514	14 010	3 365	313	27 062	--	--
	Agents, brokers, and commission merchants ----	149	553 985	17 232	3 773	571	32 406	1 668	1 648
	Auction companies -----	1	(D)	(D)	(D)	BB	(D)	(D)	(D)
	Brokers -----	22	121 709	2 683	582	74	4 514	4	6
	Commission merchants -----	14	30 250	835	215	55	1 507	1	3
	Import agents -----	4	(D)	(D)	(D)	AA	(D)	(D)	(D)
	Export agents -----	1	(D)	(D)	(D)	AA	(D)	(D)	(D)
	Manufacturers' agents -----	107	375 883	13 185	2 829	401	24 682	1 585	1 561
	TYPES OF OPERATION BY KIND OF BUSINESS								
	Wholesale trade -----	1 771	6 648 064	551 316	131 308	19 538	1 085 278	579 070	589 053
50	Durable goods -----	1 182	3 401 923	353 850	84 885	12 722	691 945	393 936	403 749
501	Motor vehicles and motor vehicle parts and supplies -----	163	274 294	31 145	7 791	1 374	60 294	38 927	37 456
5012	Automobiles and other motor vehicles -----	27	(D)	(D)	(D)	EE	(D)	(D)	(D)
5013	Motor vehicle supplies and new parts -----	97	127 918	18 576	4 862	885	36 289	21 425	21 999
5014	Tires and tubes -----	9	(D)	(D)	(D)	BB	(D)	(D)	(D)
5015	Motor vehicle parts, used -----	30	(D)	(D)	(D)	CC	(D)	(D)	(D)
502	Furniture and homefurnishings -----	42	140 117	12 641	3 051	444	24 463	13 628	15 367
5021	Furniture -----	13	23 724	3 354	821	92	5 903	2 301	2 085
5023	Homefurnishings -----	29	116 393	9 287	2 230	352	18 560	11 327	13 282
503	Lumber and other construction materials -----	65	182 304	19 833	4 406	617	38 819	18 459	18 684
5031	Lumber, plywood, millwork, and wood panels -----	24	76 376	7 495	1 696	273	14 203	9 784	9 398
5032	Brick, stone, and related construction materials -----	15	(D)	(D)	(D)	CC	(D)	(D)	(D)
5033	Roofing, siding, and insulation materials -----	11	(D)	(D)	(D)	CC	(D)	(D)	(D)
5039	Construction materials, n.e.c. -----	15	(D)	(D)	(D)	BB	(D)	(D)	(D)
504	Professional and commercial equipment and supplies -----	161	629 740	80 015	19 563	2 318	133 986	42 974	47 499
5043	Photographic equipment and supplies -----	3	1 599	104	26	5	269	52	51
5044	Office equipment -----	34	(D)	(D)	(D)	FF	(D)	(D)	(D)
5045	Computers and computer peripheral equipment and software -----	48	211 534	30 769	7 738	737	47 198	12 204	13 787
5046	Commercial equipment, n.e.c. -----	21	63 886	8 420	2 196	280	16 017	5 506	5 476
5047	Medical, dental, and hospital equipment and supplies -----	34	176 596	13 224	3 009	387	20 793	9 285	10 947
5048	Ophthalmic goods -----	7	14 866	2 325	576	100	5 044	3 733	3 650
5049	Professional equipment and supplies, n.e.c. -----	14	(D)	(D)	(D)	CC	(D)	(D)	(D)
505	Metals and minerals, except petroleum -----	39	209 969	15 923	3 781	552	31 501	25 955	25 618
5051	Metals service centers and offices -----	38	(D)	(D)	(D)	FF	(D)	(D)	(D)
5052	Coal and other minerals and ores -----	1	(D)	(D)	(D)	BB	(D)	(D)	(D)
506	Electrical goods -----	107	249 736	25 881	6 321	855	46 662	21 284	23 536
5063	Electrical apparatus and equipment, wiring supplies, and construction materials -----	57	131 802	15 517	3 899	518	27 190	15 609	16 911
5064	Electrical appliances, television and radio sets -----	8	(D)	(D)	(D)	BB	(D)	(D)	(D)
5065	Electronic parts and equipment, n.e.c. -----	42	(D)	(D)	(D)	EE	(D)	(D)	(D)
507	Hardware, and plumbing and heating equipment and supplies -----	91	459 362	32 988	7 183	1 017	69 799	85 535	87 872
5072	Hardware -----	33	(D)	(D)	(D)	FF	(D)	(D)	(D)
5074	Plumbing and heating equipment and supplies (hydronics) -----	37	(D)	(D)	(D)	EE	(D)	(D)	(D)
5075	Warm air heating and air-conditioning equipment and supplies -----	16	(D)	(D)	(D)	BB	(D)	(D)	(D)
5078	Refrigeration equipment and supplies -----	5	(D)	(D)	(D)	BB	(D)	(D)	(D)
508	Machinery, equipment, and supplies -----	228	454 986	49 598	11 981	1 645	100 605	47 811	48 085
5082	Construction and mining (except petroleum) machinery and equipment -----	9	23 757	3 019	696	105	5 944	3 196	4 593
5083	Farm and garden machinery and equipment -----	11	11 578	1 362	308	85	2 626	3 007	2 790
5084	Industrial machinery and equipment -----	104	265 961	25 896	6 452	804	54 813	25 552	24 490
5085	Industrial supplies -----	59	95 926	14 026	3 282	441	26 081	12 624	12 111
5087	Service establishment equipment and supplies -----	36	46 895	4 694	1 129	188	9 946	2 694	3 076
5088	Transportation equipment and supplies, except motor vehicles -----	9	10 869	601	114	22	1 195	738	1 025
509	Miscellaneous durable goods -----	286	801 415	85 826	20 808	3 900	185 816	99 363	99 632
5091	Sporting and recreational goods and supplies -----	25	129 861	10 913	2 466	413	26 584	16 200	15 896
5092	Toys and hobby goods and supplies -----	12	(D)	(D)	(D)	BB	(D)	(D)	(D)
5093	Scrap and waste materials -----	43	130 953	9 853	2 318	376	31 729	17 749	17 894
5094	Jewelry, watches, precious stones, and precious metals -----	172	501 665	60 761	15 012	2 933	119 981	62 503	62 717
5099	Durable goods, n.e.c. -----	34	(D)	(D)	(D)	CC	(D)	(D)	(D)

WHOLESALE TRADE—GEOGRAPHIC AREA SERIES

RHODE ISLAND RI-7

Table 1. Summary Statistics for the State: 1992 —Con.

[For meaning of abbreviations and symbols, see introductory text. For explanation of terms and comparability of 1987 and 1992 censuses, see appendix A]

SIC code	Type of operation and kind of business	Estab-lish-ments (number)	Sales (\$1,000)	Annual payroll (\$1,000)	First-quarter payroll (\$1,000)	Paid employees for pay period including March 12 (number)	Operating expenses (\$1,000)	End-of-1991 inventories (\$1,000)	End-of-1992 inventories (\$1,000)
TYPES OF OPERATION BY KIND OF BUSINESS — Con.									
Wholesale trade — Con.									
51	Nondurable goods	589	3 246 141	197 466	46 423	6 816	393 333	185 134	185 304
511	Paper and paper products	66	187 580	16 581	3 919	640	33 944	9 624	9 946
5111	Printing and writing paper	9	(D)	(D)	(D)	BB	(D)	(D)	(D)
5112	Stationery and office supplies	38	(D)	(D)	(D)	EE	(D)	(D)	(D)
5113	Industrial and personal service paper	19	71 662	4 858	1 123	201	10 756	3 879	3 897
512	Drugs, drug proprietaries, and druggists' sundries	16	(D)	(D)	(D)	CC	(D)	(D)	(D)
5122	Drugs, drug proprietaries, and druggists' sundries	16	(D)	(D)	(D)	CC	(D)	(D)	(D)
513	Apparel, piece goods, and notions	53	125 159	12 119	2 823	416	28 277	26 650	28 431
5131	Piece goods, notions, and other dry goods	27	67 302	8 023	1 845	246	19 265	15 333	18 536
5136	Men's and boys' clothing and furnishings	9	(D)	(D)	(D)	BB	(D)	(D)	(D)
5137	Women's, children's, and infants' clothing and accessories	13	46 973	2 948	655	107	6 393	10 050	8 344
5139	Footwear	4	(D)	(D)	(D)	BB	(D)	(D)	(D)
514	Groceries and related products	213	1 275 555	81 985	19 587	3 084	156 917	53 255	59 573
5141	Groceries, general line	16	33 887	2 385	569	103	5 939	2 552	1 771
5142	Packaged frozen foods	14	107 172	5 391	1 082	112	9 524	8 569	10 878
5143	Dairy products, except dried or canned	10	31 192	2 884	694	172	5 375	405	374
5144	Poultry and poultry products	5	16 111	860	154	35	1 715	701	90
5145	Confectionery	12	(D)	(D)	(D)	CC	(D)	(D)	(D)
5146	Fish and seafoods	65	232 091	12 119	3 029	547	27 809	5 093	5 593
5147	Meats and meat products	18	(D)	(D)	(D)	FF	(D)	(D)	(D)
5148	Fresh fruits and vegetables	23	135 860	7 669	1 716	370	18 021	1 869	1 996
5149	Groceries and related products, n.e.c.	50	(D)	(D)	(D)	GG	(D)	(D)	(D)
515	Farm-product raw materials	6	6 132	348	104	22	824	151	150
5153	Grain and field beans	4	(D)	(D)	(D)	AA	(D)	(D)	(D)
5154	Livestock	4	(D)	(D)	(D)	AA	(D)	(D)	(D)
5159	Farm-product raw materials, n.e.c.	2	(D)	(D)	(D)	AA	(D)	(D)	(D)
516	Chemicals and allied products	69	315 041	26 145	6 613	727	54 808	19 724	20 329
5162	Plastics materials and basic forms and shapes	15	68 830	5 230	1 200	145	10 664	4 999	5 403
5169	Chemicals and allied products, n.e.c.	54	246 211	20 915	5 413	582	44 144	14 725	14 926
517	Petroleum and petroleum products	30	832 633	13 599	3 286	420	33 215	43 747	33 231
5171	Petroleum bulk stations and terminals	19	786 360	10 903	2 647	317	27 012	41 985	31 783
5172	Petroleum and petroleum products wholesalers, except bulk stations and terminals	11	46 273	2 696	639	103	6 203	1 762	1 448
518	Beer, wine, and distilled alcoholic beverages	13	(D)	(D)	(D)	EE	(D)	(D)	(D)
5181	Beer and ale	6	(D)	(D)	(D)	EE	(D)	(D)	(D)
5182	Wine and distilled alcoholic beverages	7	(D)	(D)	(D)	CC	(D)	(D)	(D)
519	Miscellaneous nondurable goods	123	(D)	(D)	(D)	FF	(D)	(D)	(D)
5191	Farm supplies	23	16 824	2 558	590	122	4 789	1 604	1 763
5192	Books, periodicals, and newspapers	12	26 452	2 629	615	106	5 706	720	1 023
5193	Flowers, nursery stock, and florists' supplies	9	(D)	(D)	(D)	CC	(D)	(D)	(D)
5194	Tobacco and tobacco products	7	36 523	1 174	318	78	2 320	2 185	1 168
5198	Paints, varnishes, and supplies	11	(D)	(D)	(D)	BB	(D)	(D)	(D)
5199	Nondurable goods, n.e.c.	61	124 150	12 481	2 206	403	21 342	6 898	6 617
Merchant wholesalers		1 534	4 574 905	430 343	102 039	16 105	850 390	439 703	454 654
50	Durable goods	1 025	2 331 301	282 368	67 652	10 729	546 860	297 431	299 514
501	Motor vehicles and motor vehicle parts and supplies	160	(D)	(D)	(D)	GG	(D)	(D)	(D)
5012	Automobiles and other motor vehicles	26	(D)	(D)	(D)	CC	(D)	(D)	(D)
5013	Motor vehicle supplies and new parts	95	(D)	(D)	(D)	FF	(D)	(D)	(D)
5014	Tires and tubes	9	(D)	(D)	(D)	BB	(D)	(D)	(D)
5015	Motor vehicle parts, used	30	(D)	(D)	(D)	CC	(D)	(D)	(D)
502	Furniture and homefurnishings	38	118 989	12 066	2 812	431	23 271	13 628	15 367
5021	Furniture	12	(D)	(D)	(D)	BB	(D)	(D)	(D)
5023	Homefurnishings	26	(D)	(D)	(D)	EE	(D)	(D)	(D)
503	Lumber and other construction materials	59	(D)	(D)	(D)	FF	(D)	(D)	(D)
5031	Lumber, plywood, millwork, and wood panels	22	(D)	(D)	(D)	EE	(D)	(D)	(D)
5032	Brick, stone, and related construction materials	13	(D)	(D)	(D)	CC	(D)	(D)	(D)
5033	Roofing, siding, and insulation materials	10	(D)	(D)	(D)	CC	(D)	(D)	(D)
5039	Construction materials, n.e.c.	14	(D)	(D)	(D)	BB	(D)	(D)	(D)
504	Professional and commercial equipment and supplies	133	319 049	47 819	11 323	1 631	81 570	32 233	36 124
5043	Photographic equipment and supplies	3	1 599	104	26	5	269	52	51
5044	Office equipment	31	(D)	(D)	(D)	EE	(D)	(D)	(D)
5045	Computers and computer peripheral equipment and software	40	(D)	(D)	(D)	EE	(D)	(D)	(D)
5046	Commercial equipment, n.e.c.	18	61 678	8 370	2 189	278	15 875	5 506	5 476
5047	Medical, dental, and hospital equipment and supplies	25	(D)	(D)	(D)	EE	(D)	(D)	(D)
5048	Ophthalmic goods	6	(D)	(D)	(D)	BB	(D)	(D)	(D)
5049	Professional equipment and supplies, n.e.c.	10	(D)	(D)	(D)	CC	(D)	(D)	(D)
505	Metals and minerals, except petroleum	33	(D)	(D)	(D)	EE	(D)	(D)	(D)
5051	Metals service centers and offices	32	(D)	(D)	(D)	EE	(D)	(D)	(D)
5052	Coal and other minerals and ores	1	(D)	(D)	(D)	BB	(D)	(D)	(D)
506	Electrical goods	87	163 684	20 835	5 063	722	37 519	20 037	22 396
5063	Electrical apparatus and equipment, wiring supplies, and construction materials	48	(D)	(D)	(D)	EE	(D)	(D)	(D)
5064	Electrical appliances, television and radio sets	7	(D)	(D)	(D)	BB	(D)	(D)	(D)
5065	Electronic parts and equipment, n.e.c.	32	(D)	(D)	(D)	CC	(D)	(D)	(D)

Table 1. Summary Statistics for the State: 1992 —Con.

[For meaning of abbreviations and symbols, see introductory text. For explanation of terms and comparability of 1987 and 1992 censuses, see appendix A]

SIC code	Type of operation and kind of business	Estab-lish-ments (number)	Sales (\$1,000)	Annual payroll (\$1,000)	First-quarter payroll (\$1,000)	Paid employees for pay period including March 12 (number)	Operating expenses (\$1,000)	End-of-1991 inventories (\$1,000)	End-of-1992 inventories (\$1,000)
TYPES OF OPERATION BY KIND OF BUSINESS — Con.									
Merchant wholesalers —Con.									
50	Durable goods —Con.								
507	Hardware, and plumbing and heating equipment and supplies -----	81	(D)	(D)	(D)	FF	(D)	(D)	(D)
5072	Hardware -----	29	(D)	(D)	(D)	CC	(D)	(D)	(D)
5074	Plumbing and heating equipment and supplies (hydronics) -----	34	69 753	8 909	1 884	302	17 286	12 187	10 966
5075	Warm air heating and air-conditioning equipment and supplies -----	13	(D)	(D)	(D)	BB	(D)	(D)	(D)
5078	Refrigeration equipment and supplies -----	5	(D)	(D)	(D)	BB	(D)	(D)	(D)
508	Machinery, equipment, and supplies -----	191	370 903	44 608	10 791	1 488	91 931	46 396	46 750
5082	Construction and mining (except petroleum) machinery and equipment -----	9	23 757	3 019	696	105	5 944	3 196	4 593
5083	Farm and garden machinery and equipment -----	11	11 578	1 362	308	85	2 626	3 007	2 790
5084	Industrial machinery and equipment -----	80	(D)	(D)	(D)	FF	(D)	(D)	(D)
5085	Industrial supplies -----	54	90 127	13 582	3 170	425	25 208	12 323	11 903
5087	Service establishment equipment and supplies -----	30	(D)	(D)	(D)	CC	(D)	(D)	(D)
5088	Transportation equipment and supplies, except motor vehicles -----	7	(D)	(D)	(D)	AA	(D)	(D)	(D)
509	Miscellaneous durable goods -----	243	(D)	(D)	(D)	HH	(D)	(D)	(D)
5091	Sporting and recreational goods and supplies -----	22	(D)	(D)	(D)	EE	(D)	(D)	(D)
5092	Toys and hobby goods and supplies -----	11	(D)	(D)	(D)	BB	(D)	(D)	(D)
5093	Scrap and waste materials -----	43	130 953	9 853	2 318	376	31 729	17 749	17 894
5094	Jewelry, watches, precious stones, and precious metals -----	145	(D)	(D)	(D)	HH	(D)	(D)	(D)
5099	Durable goods, n.e.c. -----	22	(D)	(D)	(D)	BB	(D)	(D)	(D)
51	Nondurable goods -----	509	2 243 604	147 975	34 387	5 376	303 530	142 272	155 140
511	Paper and paper products -----	51	126 594	12 814	2 964	523	26 606	8 972	9 260
5111	Printing and writing paper -----	8	(D)	(D)	(D)	BB	(D)	(D)	(D)
5112	Stationery and office supplies -----	28	(D)	(D)	(D)	EE	(D)	(D)	(D)
5113	Industrial and personal service paper -----	15	(D)	(D)	(D)	CC	(D)	(D)	(D)
512	Drugs, drug proprietaries, and druggists' sundries -----	12	(D)	(D)	(D)	BB	(D)	(D)	(D)
5122	Drugs, drug proprietaries, and druggists' sundries -----	12	(D)	(D)	(D)	BB	(D)	(D)	(D)
513	Apparel, piece goods, and notions -----	46	91 218	10 774	2 505	354	25 595	20 346	22 798
5131	Piece goods, notions, and other dry goods -----	26	(D)	(D)	(D)	CC	(D)	(D)	(D)
5136	Men's and boys' clothing and furnishings -----	8	(D)	(D)	(D)	AA	(D)	(D)	(D)
5137	Women's, children's, and infants' clothing and accessories -----	9	(D)	(D)	(D)	BB	(D)	(D)	(D)
5139	Footwear -----	3	(D)	(D)	(D)	AA	(D)	(D)	(D)
514	Groceries and related products -----	198	(D)	(D)	(D)	GG	(D)	(D)	(D)
5141	Groceries, general line -----	15	(D)	(D)	(D)	CC	(D)	(D)	(D)
5142	Packaged frozen foods -----	13	(D)	(D)	(D)	CC	(D)	(D)	(D)
5143	Dairy products, except dried or canned -----	10	31 192	2 884	694	172	5 375	405	374
5144	Poultry and poultry products -----	5	16 111	860	154	35	1 715	701	90
5145	Confectionery -----	11	(D)	(D)	(D)	CC	(D)	(D)	(D)
5146	Fish and seafoods -----	64	(D)	(D)	(D)	FF	(D)	(D)	(D)
5147	Meats and meat products -----	15	(D)	(D)	(D)	FF	(D)	(D)	(D)
5148	Fresh fruits and vegetables -----	22	(D)	(D)	(D)	EE	(D)	(D)	(D)
5149	Groceries and related products, n.e.c. -----	43	93 996	6 187	1 407	249	14 112	9 319	7 586
515	Farm-product raw materials -----	5	(D)	(D)	(D)	BB	(D)	(D)	(D)
5153	Grain and field beans -----	4	(D)	(D)	(D)	AA	(D)	(D)	(D)
5154	Livestock -----	-	-	-	-	-	-	-	-
5159	Farm-product raw materials, n.e.c. -----	1	(D)	(D)	(D)	AA	(D)	(D)	(D)
516	Chemicals and allied products -----	53	190 950	20 501	4 840	581	38 457	15 129	15 237
5162	Plastics materials and basic forms and shapes -----	13	(D)	(D)	(D)	CC	(D)	(D)	(D)
5169	Chemicals and allied products, n.e.c. -----	40	(D)	(D)	(D)	EE	(D)	(D)	(D)
517	Petroleum and petroleum products -----	26	(D)	(D)	(D)	EE	(D)	(D)	(D)
5171	Petroleum bulk stations and terminals -----	16	(D)	(D)	(D)	CC	(D)	(D)	(D)
5172	Petroleum and petroleum products wholesalers, except bulk stations and terminals -----	10	(D)	(D)	(D)	BB	(D)	(D)	(D)
518	Beer, wine, and distilled alcoholic beverages -----	13	(D)	(D)	(D)	EE	(D)	(D)	(D)
5181	Beer and ale -----	6	(D)	(D)	(D)	EE	(D)	(D)	(D)
5182	Wine and distilled alcoholic beverages -----	7	(D)	(D)	(D)	CC	(D)	(D)	(D)
519	Miscellaneous nondurable goods -----	105	(D)	(D)	(D)	FF	(D)	(D)	(D)
5191	Farm supplies -----	21	(D)	(D)	(D)	CC	(D)	(D)	(D)
5192	Books, periodicals, and newspapers -----	10	(D)	(D)	(D)	BB	(D)	(D)	(D)
5193	Flowers, nursery stock, and florists' supplies -----	8	(D)	(D)	(D)	CC	(D)	(D)	(D)
5194	Tobacco and tobacco products -----	7	36 523	1 174	318	78	2 320	2 185	1 168
5198	Paints, varnishes, and supplies -----	8	(D)	(D)	(D)	BB	(D)	(D)	(D)
5199	Nondurable goods, n.e.c. -----	51	(D)	(D)	(D)	EE	(D)	(D)	(D)
Manufacturers' sales branches and sales offices -----									
50	Durable goods -----	50	792 764	61 403	14 873	1 619	125 021	94 882	102 625
501	Motor vehicles and motor vehicle parts and supplies -----	1	(D)	(D)	(D)	BB	(D)	(D)	(D)
502	Furniture and homefurnishings -----	2	(D)	(D)	(D)	AA	(D)	(D)	(D)
503	Lumber and other construction materials -----	3	10 855	355	86	12	1 051	1 396	722
504	Professional and commercial equipment and supplies -----	14	262 398	28 818	7 477	587	47 175	9 820	10 371
505	Metals and minerals, except petroleum -----	2	(D)	(D)	(D)	BB	(D)	(D)	(D)
506	Electrical goods -----	7	26 737	3 967	1 071	105	6 385	1 247	1 140

Table 1. **Summary Statistics for the State: 1992** —Con.

[For meaning of abbreviations and symbols, see introductory text. For explanation of terms and comparability of 1987 and 1992 censuses, see appendix A]

SIC code	Type of operation and kind of business	Estab-lish-ments (number)	Sales (\$1,000)	Annual payroll (\$1,000)	First-quarter payroll (\$1,000)	Paid employees for pay period including March 12 (number)	Operating expenses (\$1,000)	End-of-1991 inventories (\$1,000)	End-of-1992 inventories (\$1,000)
TYPES OF OPERATION BY KIND OF BUSINESS									
— Con.									
Manufacturers' sales branches and sales offices — Con.									
50	Durable goods — Con.								
507	Hardware, and plumbing and heating equipment and supplies -----	5	(D)	(D)	(D)	EE	(D)	(D)	(D)
508	Machinery, equipment, and supplies -----	9	21 463	2 217	564	78	3 550	1 019	1 007
509	Miscellaneous durable goods -----	7	(D)	(D)	(D)	EE	(D)	(D)	(D)
51	Nondurable goods -----	38	726 410	42 338	10 623	1 243	77 461	42 817	30 126
511	Paper and paper products -----	8	24 330	2 444	652	80	4 665	650	685
512	Drugs, drug proprietaries, and druggists' sundries -----	1	(D)	(D)	(D)	AA	(D)	(D)	(D)
513	Apparel, piece goods, and notions -----	1	(D)	(D)	(D)	AA	(D)	(D)	(D)
514	Groceries and related products -----	5	149 543	27 733	6 633	847	41 164	4 886	4 149
515	Farm-product raw materials -----	—	—	—	—	—	—	—	—
516	Chemicals and allied products -----	13	(D)	(D)	(D)	CC	(D)	(D)	(D)
517	Petroleum and petroleum products -----	4	(D)	(D)	(D)	CC	(D)	(D)	(D)
518	Beer, wine, and distilled alcoholic beverages -----	—	—	—	—	—	—	—	—
519	Miscellaneous nondurable goods -----	6	(D)	(D)	(D)	BB	(D)	(D)	(D)
	Agents, brokers, and commission merchants ----	149	553 985	17 232	3 773	571	32 406	1 668	1 648
50	Durable goods -----	107	277 858	10 079	2 360	374	20 064	1 623	1 610
501	Motor vehicles and motor vehicle parts and supplies -----	2	(D)	(D)	(D)	BB	(D)	(D)	(D)
502	Furniture and homefurnishings -----	2	(D)	(D)	(D)	AA	(D)	(D)	(D)
503	Lumber and other construction materials -----	3	(D)	(D)	(D)	AA	(D)	(D)	(D)
504	Professional and commercial equipment and supplies -----	14	48 293	3 378	763	100	5 241	921	1 004
505	Metals and minerals, except petroleum -----	4	(D)	(D)	(D)	AA	(D)	(D)	(D)
506	Electrical goods -----	13	59 315	1 079	187	28	2 758	—	—
507	Hardware, and plumbing and heating equipment and supplies -----	5	8 259	268	54	15	571	—	—
508	Machinery, equipment, and supplies -----	28	62 620	2 773	626	79	5 124	396	328
509	Miscellaneous durable goods -----	36	54 912	1 675	423	94	3 594	34	6
51	Nondurable goods -----	42	276 127	7 153	1 413	197	12 342	45	38
511	Paper and paper products -----	7	36 656	1 323	303	37	2 673	2	1
512	Drugs, drug proprietaries, and druggists' sundries -----	3	(D)	(D)	(D)	BB	(D)	(D)	(D)
513	Apparel, piece goods, and notions -----	6	(D)	(D)	(D)	BB	(D)	(D)	(D)
514	Groceries and related products -----	10	(D)	(D)	(D)	BB	(D)	(D)	(D)
515	Farm-product raw materials -----	1	(D)	(D)	(D)	AA	(D)	(D)	(D)
516	Chemicals and allied products -----	3	(D)	(D)	(D)	AA	(D)	(D)	(D)
517	Petroleum and petroleum products -----	—	—	—	—	—	—	—	—
518	Beer, wine, and distilled alcoholic beverages -----	—	—	—	—	—	—	—	—
519	Miscellaneous nondurable goods -----	12	62 284	1 713	180	24	2 677	43	37

Table 2. Selected Ratios for the State: 1992

[For meaning of abbreviations and symbols, see introductory text. For explanation of terms and comparability of 1987 and 1992 censuses, see appendix A]

SIC code	Type of operation and kind of business	Sales		Annual payroll		Employees per establishment ¹ (number)	Operating expenses as percent of sales	End-of-1992 inventories as percent of sales
		Per establishment (dollars)	Per employee ¹ (dollars)	Per employee ¹ (dollars)	As percent of operating expenses			
	Wholesale trade -----	3 753 848	340 263	28 218	50.8	11	16.3	8.9
50	Durable goods -----	2 878 107	267 405	27 814	51.1	11	20.3	11.9
501	Motor vehicles and motor vehicle parts and supplies -----	1 682 785	199 632	22 667	51.7	8	22.0	13.7
5012	Automobiles and other motor vehicles -----	(D)	(D)	(D)	(D)	(D)	(D)	(D)
5013	Motor vehicle supplies and new parts -----	1 318 742	144 540	20 990	51.2	9	28.4	17.2
5014	Tires and tubes -----	(D)	(D)	(D)	(D)	(D)	(D)	(D)
5015	Motor vehicle parts, used -----	(D)	(D)	(D)	(D)	(D)	(D)	(D)
502	Furniture and homefurnishings -----	3 336 119	315 579	28 471	51.7	11	17.5	11.0
5021	Furniture -----	1 824 923	257 870	36 457	56.8	7	24.9	8.8
5023	Homefurnishings -----	4 013 552	330 662	26 384	50.0	12	15.9	11.4
503	Lumber and other construction materials -----	2 804 677	295 468	32 144	51.1	9	21.3	10.2
5031	Lumber, plywood, millwork, and wood panels -----	3 182 333	279 766	27 454	52.8	11	18.6	12.3
5032	Brick, stone, and related construction materials -----	(D)	(D)	(D)	(D)	(D)	(D)	(D)
5033	Roofing, siding, and insulation materials -----	(D)	(D)	(D)	(D)	(D)	(D)	(D)
5039	Construction materials, n.e.c. -----	(D)	(D)	(D)	(D)	(D)	(D)	(D)
504	Professional and commercial equipment and supplies -----	3 911 429	271 674	34 519	59.7	14	21.3	7.5
5043	Photographic equipment and supplies -----	533 000	319 800	20 800	38.7	2	16.8	3.2
5044	Office equipment -----	(D)	(D)	(D)	(D)	(D)	(D)	(D)
5045	Computers and computer peripheral equipment and software -----	4 406 958	287 020	41 749	65.2	15	22.3	6.5
5046	Commercial equipment, n.e.c. -----	3 042 190	228 164	30 071	52.6	13	25.1	8.6
5047	Medical, dental, and hospital equipment and supplies -----	5 194 000	456 320	34 171	63.6	11	11.8	6.2
5048	Ophthalmic goods -----	2 123 714	148 660	23 250	46.1	14	33.9	24.6
5049	Professional equipment and supplies, n.e.c. -----	(D)	(D)	(D)	(D)	(D)	(D)	(D)
505	Metals and minerals, except petroleum -----	5 383 821	380 379	28 846	50.5	14	15.0	12.2
5051	Metals service centers and offices -----	(D)	(D)	(D)	(D)	(D)	(D)	(D)
5052	Coal and other minerals and ores -----	(D)	(D)	(D)	(D)	(D)	(D)	(D)
506	Electrical goods -----	2 333 981	292 089	30 270	55.5	8	18.7	9.4
5063	Electrical apparatus and equipment, wiring supplies, and construction materials -----	2 312 316	254 444	29 956	57.1	9	20.6	12.8
5064	Electrical appliances, television and radio sets -----	(D)	(D)	(D)	(D)	(D)	(D)	(D)
5065	Electronic parts and equipment, n.e.c. -----	(D)	(D)	(D)	(D)	(D)	(D)	(D)
507	Hardware, and plumbing and heating equipment and supplies -----	5 047 934	451 683	32 437	47.3	11	15.2	19.1
5072	Hardware -----	(D)	(D)	(D)	(D)	(D)	(D)	(D)
5074	Plumbing and heating equipment and supplies (hydronics) -----	(D)	(D)	(D)	(D)	(D)	(D)	(D)
5075	Warm air heating and air-conditioning equipment and supplies -----	(D)	(D)	(D)	(D)	(D)	(D)	(D)
5078	Refrigeration equipment and supplies -----	(D)	(D)	(D)	(D)	(D)	(D)	(D)
508	Machinery, equipment, and supplies -----	1 995 553	276 587	30 151	49.3	7	22.1	10.6
5082	Construction and mining (except petroleum) machinery and equipment -----	2 639 667	226 257	28 752	50.8	12	25.0	19.3
5083	Farm and garden machinery and equipment -----	1 052 545	136 212	16 024	51.9	8	22.7	24.1
5084	Industrial machinery and equipment -----	2 557 317	330 797	32 209	47.2	8	20.6	9.2
5085	Industrial supplies -----	1 625 864	217 519	31 805	53.8	7	27.2	12.6
5087	Service establishment equipment and supplies -----	1 302 639	249 441	24 968	47.2	5	21.2	6.6
5088	Transportation equipment and supplies, except motor vehicles -----	1 207 667	494 045	27 318	50.3	2	11.0	9.4
509	Miscellaneous durable goods -----	2 802 150	205 491	22 007	46.2	14	23.2	12.4
5091	Sporting and recreational goods and supplies -----	5 194 440	314 433	26 424	41.1	17	20.5	12.2
5092	Toys and hobby goods and supplies -----	(D)	(D)	(D)	(D)	(D)	(D)	(D)
5093	Scrap and waste materials -----	3 045 419	348 279	26 205	31.1	9	24.2	13.7
5094	Jewelry, watches, precious stones, and precious metals -----	2 916 657	171 042	20 716	50.6	17	23.9	12.5
5099	Durable goods, n.e.c. -----	(D)	(D)	(D)	(D)	(D)	(D)	(D)
51	Nondurable goods -----	5 511 275	476 253	28 971	50.2	12	12.1	5.7
511	Paper and paper products -----	2 842 121	293 094	25 908	48.8	10	18.1	5.3
5111	Printing and writing paper -----	(D)	(D)	(D)	(D)	(D)	(D)	(D)
5112	Stationery and office supplies -----	(D)	(D)	(D)	(D)	(D)	(D)	(D)
5113	Industrial and personal service paper -----	3 771 684	356 527	24 169	45.2	11	15.0	5.4
512	Drugs, drug proprietaries, and druggists' sundries -----	(D)	(D)	(D)	(D)	(D)	(D)	(D)
5122	Drugs, drug proprietaries, and druggists' sundries -----	(D)	(D)	(D)	(D)	(D)	(D)	(D)
513	Apparel, piece goods, and notions -----	2 361 491	300 863	29 132	42.9	8	22.6	22.7
5131	Piece goods, notions, and other dry goods -----	2 492 667	273 585	32 614	41.6	9	28.6	27.5
5136	Men's and boys' clothing and furnishings -----	(D)	(D)	(D)	(D)	(D)	(D)	(D)
5137	Women's, children's, and infants' clothing and accessories -----	3 613 308	439 000	27 551	46.1	8	13.6	17.8
5139	Footwear -----	(D)	(D)	(D)	(D)	(D)	(D)	(D)
514	Groceries and related products -----	5 988 521	413 604	26 584	52.2	14	12.3	4.7
5141	Groceries, general line -----	2 117 938	329 000	23 155	40.2	6	17.5	5.2
5142	Packaged frozen foods -----	7 655 143	956 893	48 134	56.6	8	8.9	10.2
5143	Dairy products, except dried or canned -----	3 119 200	181 349	16 767	53.7	17	17.2	1.2
5144	Poultry and poultry products -----	3 222 200	460 314	24 571	50.1	7	10.6	.6
5145	Confectionery -----	(D)	(D)	(D)	(D)	(D)	(D)	(D)
5146	Fish and seafoods -----	3 570 631	424 298	22 155	43.6	8	12.0	2.4
5147	Meats and meat products -----	(D)	(D)	(D)	(D)	(D)	(D)	(D)
5148	Fresh fruits and vegetables -----	5 906 957	367 189	20 727	42.6	16	13.3	1.5
5149	Groceries and related products, n.e.c. -----	(D)	(D)	(D)	(D)	(D)	(D)	(D)
515	Farm-product raw materials -----	1 022 000	278 727	15 818	42.2	4	13.4	2.4
5153	Grain and field beans -----	(D)	(D)	(D)	(D)	(D)	(D)	(D)
5154	Livestock -----	(D)	(D)	(D)	(D)	(D)	(D)	(D)
5159	Farm-product raw materials, n.e.c. -----	(D)	(D)	(D)	(D)	(D)	(D)	(D)
516	Chemicals and allied products -----	4 565 812	433 344	35 963	47.7	11	17.4	6.5
5162	Plastics materials and basic forms and shapes -----	4 588 667	474 690	36 069	49.0	10	15.5	7.8
5169	Chemicals and allied products, n.e.c. -----	4 559 463	423 043	35 936	47.4	11	17.9	6.1

See footnotes at end of table.

Table 2. Selected Ratios for the State: 1992 – Con.

[For meaning of abbreviations and symbols, see introductory text. For explanation of terms and comparability of 1987 and 1992 censuses, see appendix A]

SIC code	Type of operation and kind of business	Sales		Annual payroll		Employees per establishment ¹ (number)	Operating expenses as percent of sales	End-of-1992 inventories as percent of sales
		Per establishment (dollars)	Per employee ¹ (dollars)	Per employee ¹ (dollars)	As percent of operating expenses			
	Wholesale trade – Con.							
51	Nondurable goods – Con.							
517	Petroleum and petroleum products	27 754 433	1 982 460	32 379	40.9	14	4.0	4.0
5171	Petroleum bulk stations and terminals	41 387 368	2 480 631	34 394	40.4	17	3.4	4.0
5172	Petroleum and petroleum products wholesalers, except bulk stations and terminals	4 206 636	449 252	26 175	43.5	9	13.4	3.1
518	Beer, wine, and distilled alcoholic beverages	(D)	(D)	(D)	(D)	(D)	(D)	(D)
5181	Beer and ale	(D)	(D)	(D)	(D)	(D)	(D)	(D)
5182	Wine and distilled alcoholic beverages	(D)	(D)	(D)	(D)	(D)	(D)	(D)
519	Miscellaneous nondurable goods	(D)	(D)	(D)	(D)	(D)	(D)	(D)
5191	Farm supplies	731 478	137 902	20 967	53.4	5	28.5	10.5
5192	Books, periodicals, and newspapers	2 204 333	249 547	24 802	46.1	9	21.6	3.9
5193	Flowers, nursery stock, and florists' supplies	(D)	(D)	(D)	(D)	(D)	(D)	(D)
5194	Tobacco and tobacco products	5 217 571	468 244	15 051	50.6	11	6.4	3.2
5198	Paints, varnishes, and supplies	(D)	(D)	(D)	(D)	(D)	(D)	(D)
5199	Nondurable goods, n.e.c.	2 035 246	308 065	30 970	58.5	7	17.2	5.3
	Merchant wholesalers	2 982 337	284 067	26 721	50.6	10	18.6	9.9
50	Durable goods	2 274 440	217 290	26 318	51.6	10	23.5	12.8
501	Motor vehicles and motor vehicle parts and supplies	(D)	(D)	(D)	(D)	(D)	(D)	(D)
5012	Automobiles and other motor vehicles	(D)	(D)	(D)	(D)	(D)	(D)	(D)
5013	Motor vehicle supplies and new parts	(D)	(D)	(D)	(D)	(D)	(D)	(D)
5014	Tires and tubes	(D)	(D)	(D)	(D)	(D)	(D)	(D)
5015	Motor vehicle parts, used	(D)	(D)	(D)	(D)	(D)	(D)	(D)
502	Furniture and home furnishings	3 131 289	276 077	27 995	51.8	11	19.6	12.9
5021	Furniture	(D)	(D)	(D)	(D)	(D)	(D)	(D)
5023	Home furnishings	(D)	(D)	(D)	(D)	(D)	(D)	(D)
503	Lumber and other construction materials	(D)	(D)	(D)	(D)	(D)	(D)	(D)
5031	Lumber, plywood, millwork, and wood panels	(D)	(D)	(D)	(D)	(D)	(D)	(D)
5032	Brick, stone, and related construction materials	(D)	(D)	(D)	(D)	(D)	(D)	(D)
5033	Roofing, siding, and insulation materials	(D)	(D)	(D)	(D)	(D)	(D)	(D)
5039	Construction materials, n.e.c.	(D)	(D)	(D)	(D)	(D)	(D)	(D)
504	Professional and commercial equipment and supplies	2 398 865	195 616	29 319	58.6	12	25.6	11.3
5043	Photographic equipment and supplies	533 000	319 800	20 800	38.7	2	16.8	3.2
5044	Office equipment	(D)	(D)	(D)	(D)	(D)	(D)	(D)
5045	Computers and computer peripheral equipment and software	(D)	(D)	(D)	(D)	(D)	(D)	(D)
5046	Commercial equipment, n.e.c.	3 426 556	221 863	30 108	52.7	15	25.7	8.9
5047	Medical, dental, and hospital equipment and supplies	(D)	(D)	(D)	(D)	(D)	(D)	(D)
5048	Ophthalmic goods	(D)	(D)	(D)	(D)	(D)	(D)	(D)
5049	Professional equipment and supplies, n.e.c.	(D)	(D)	(D)	(D)	(D)	(D)	(D)
505	Metals and minerals, except petroleum	(D)	(D)	(D)	(D)	(D)	(D)	(D)
5051	Metals service centers and offices	(D)	(D)	(D)	(D)	(D)	(D)	(D)
5052	Coal and other minerals and ores	(D)	(D)	(D)	(D)	(D)	(D)	(D)
506	Electrical goods	1 881 425	226 709	28 857	55.5	8	22.9	13.7
5063	Electrical apparatus and equipment, wiring supplies, and construction materials	(D)	(D)	(D)	(D)	(D)	(D)	(D)
5064	Electrical appliances, television and radio sets	(D)	(D)	(D)	(D)	(D)	(D)	(D)
5065	Electronic parts and equipment, n.e.c.	(D)	(D)	(D)	(D)	(D)	(D)	(D)
507	Hardware, and plumbing and heating equipment and supplies	(D)	(D)	(D)	(D)	(D)	(D)	(D)
5072	Hardware	(D)	(D)	(D)	(D)	(D)	(D)	(D)
5074	Plumbing and heating equipment and supplies (hydronics)	(D)	(D)	(D)	(D)	(D)	(D)	(D)
5075	Warm air heating and air-conditioning equipment and supplies	2 051 559	230 970	29 500	51.5	9	24.8	15.7
5078	Refrigeration equipment and supplies	(D)	(D)	(D)	(D)	(D)	(D)	(D)
508	Machinery, equipment, and supplies	1 941 901	249 263	29 978	48.5	8	24.8	12.6
5082	Construction and mining (except petroleum) machinery and equipment	2 639 667	226 257	28 752	50.8	12	25.0	19.3
5083	Farm and garden machinery and equipment	1 052 545	136 212	16 024	51.9	8	22.7	24.1
5084	Industrial machinery and equipment	(D)	(D)	(D)	(D)	(D)	(D)	(D)
5085	Industrial supplies	1 669 019	212 064	31 958	53.9	8	28.0	13.2
5087	Service establishment equipment and supplies	(D)	(D)	(D)	(D)	(D)	(D)	(D)
5088	Transportation equipment and supplies, except motor vehicles	(D)	(D)	(D)	(D)	(D)	(D)	(D)
509	Miscellaneous durable goods	(D)	(D)	(D)	(D)	(D)	(D)	(D)
5091	Sporting and recreational goods and supplies	(D)	(D)	(D)	(D)	(D)	(D)	(D)
5092	Toys and hobby goods and supplies	(D)	(D)	(D)	(D)	(D)	(D)	(D)
5093	Scrap and waste materials	3 045 419	348 279	26 205	31.1	9	24.2	13.7
5094	Jewelry, watches, precious stones, and precious metals	(D)	(D)	(D)	(D)	(D)	(D)	(D)
5099	Durable goods, n.e.c.	(D)	(D)	(D)	(D)	(D)	(D)	(D)
51	Nondurable goods	4 407 866	417 337	27 525	48.8	11	13.5	6.9
511	Paper and paper products	2 482 235	242 054	24 501	48.2	10	21.0	7.3
5111	Printing and writing paper	(D)	(D)	(D)	(D)	(D)	(D)	(D)
5112	Stationery and office supplies	(D)	(D)	(D)	(D)	(D)	(D)	(D)
5113	Industrial and personal service paper	(D)	(D)	(D)	(D)	(D)	(D)	(D)
512	Drugs, drug proprietaries, and druggists' sundries	(D)	(D)	(D)	(D)	(D)	(D)	(D)
5122	Drugs, drug proprietaries, and druggists' sundries	(D)	(D)	(D)	(D)	(D)	(D)	(D)
513	Apparel, piece goods, and notions	1 983 000	257 678	30 435	42.1	8	28.1	25.0
5131	Piece goods, notions, and other dry goods	(D)	(D)	(D)	(D)	(D)	(D)	(D)
5136	Men's and boys' clothing and furnishings	(D)	(D)	(D)	(D)	(D)	(D)	(D)
5137	Women's, children's, and infants' clothing and accessories	(D)	(D)	(D)	(D)	(D)	(D)	(D)
5139	Footwear	(D)	(D)	(D)	(D)	(D)	(D)	(D)

See footnotes at end of table.

Table 2. Selected Ratios for the State: 1992 – Con.

[For meaning of abbreviations and symbols, see introductory text. For explanation of terms and comparability of 1987 and 1992 censuses, see appendix A]

SIC code	Type of operation and kind of business	Sales		Annual payroll		Employees per establishment ¹ (number)	Operating expenses as percent of sales	End-of-1992 inventories as percent of sales
		Per establishment (dollars)	Per employee ¹ (dollars)	Per employee ¹ (dollars)	As percent of operating expenses			
Merchant wholesalers – Con.								
51	Nondurable goods – Con.							
514	Groceries and related products -----	(D)	(D)	(D)	(D)	(D)	(D)	(D)
5141	Groceries, general line -----	(D)	(D)	(D)	(D)	(D)	(D)	(D)
5142	Packaged frozen foods -----	(D)	(D)	(D)	(D)	(D)	(D)	(D)
5143	Dairy products, except dried or canned -----	3 119 200	181 349	16 767	53.7	17	17.2	1.2
5144	Poultry and poultry products -----	3 222 200	460 314	24 571	50.1	7	10.6	.6
5145	Confectionery -----	(D)	(D)	(D)	(D)	(D)	(D)	(D)
5146	Fish and seafoods -----	(D)	(D)	(D)	(D)	(D)	(D)	(D)
5147	Meats and meat products -----	(D)	(D)	(D)	(D)	(D)	(D)	(D)
5148	Fresh fruits and vegetables -----	(D)	(D)	(D)	(D)	(D)	(D)	(D)
5149	Groceries and related products, n.e.c. -----	2 185 953	377 494	24 847	43.8	6	15.0	8.1
515	Farm-product raw materials -----	(D)	(D)	(D)	(D)	(D)	(D)	(D)
5153	Grain and field beans -----	(D)	(D)	(D)	(D)	(D)	(D)	(D)
5154	Livestock -----	(D)	(D)	(D)	(D)	(D)	(D)	(D)
5159	Farm-product raw materials, n.e.c. -----	(D)	(D)	(D)	(D)	(D)	(D)	(D)
516	Chemicals and allied products -----	3 602 830	328 657	35 286	53.3	11	20.1	8.0
5162	Plastics materials and basic forms and shapes -----	(D)	(D)	(D)	(D)	(D)	(D)	(D)
5169	Chemicals and allied products, n.e.c. -----	(D)	(D)	(D)	(D)	(D)	(D)	(D)
517	Petroleum and petroleum products -----	(D)	(D)	(D)	(D)	(D)	(D)	(D)
5171	Petroleum bulk stations and terminals -----	(D)	(D)	(D)	(D)	(D)	(D)	(D)
5172	Petroleum and petroleum products wholesalers, except bulk stations and terminals -----	(D)	(D)	(D)	(D)	(D)	(D)	(D)
518	Beer, wine, and distilled alcoholic beverages -----	(D)	(D)	(D)	(D)	(D)	(D)	(D)
5181	Beer and ale -----	(D)	(D)	(D)	(D)	(D)	(D)	(D)
5182	Wine and distilled alcoholic beverages -----	(D)	(D)	(D)	(D)	(D)	(D)	(D)
519	Miscellaneous nondurable goods -----	(D)	(D)	(D)	(D)	(D)	(D)	(D)
5191	Farm supplies -----	(D)	(D)	(D)	(D)	(D)	(D)	(D)
5192	Books, periodicals, and newspapers -----	(D)	(D)	(D)	(D)	(D)	(D)	(D)
5193	Flowers, nursery stock, and florists' supplies -----	(D)	(D)	(D)	(D)	(D)	(D)	(D)
5194	Tobacco and tobacco products -----	5 217 571	468 244	15 051	50.6	11	6.4	3.2
5198	Paints, varnishes, and supplies -----	(D)	(D)	(D)	(D)	(D)	(D)	(D)
5199	Nondurable goods, n.e.c. -----	(D)	(D)	(D)	(D)	(D)	(D)	(D)
Manufacturers' sales branches and sales offices -----		17 263 341	530 809	36 248	51.2	33	13.3	8.7
50	Durable goods -----	15 855 280	489 663	37 926	49.1	32	15.8	12.9
501	Motor vehicles and motor vehicle parts and supplies -----	(D)	(D)	(D)	(D)	(D)	(D)	(D)
502	Furniture and homefurnishings -----	(D)	(D)	(D)	(D)	(D)	(D)	(D)
503	Lumber and other construction materials -----	3 618 333	904 583	29 583	33.8	4	9.7	6.7
504	Professional and commercial equipment and supplies -----	18 742 714	447 015	49 084	61.1	42	18.0	4.0
505	Metals and minerals, except petroleum -----	(D)	(D)	(D)	(D)	(D)	(D)	(D)
506	Electrical goods -----	3 819 571	254 638	37 781	62.1	15	23.9	4.3
507	Hardware, and plumbing and heating equipment and supplies -----	(D)	(D)	(D)	(D)	(D)	(D)	(D)
508	Machinery, equipment, and supplies -----	2 384 778	275 167	28 423	62.5	9	16.5	4.7
509	Miscellaneous durable goods -----	(D)	(D)	(D)	(D)	(D)	(D)	(D)
51	Nondurable goods -----	19 116 053	584 401	34 061	54.7	33	10.7	4.1
511	Paper and paper products -----	3 041 250	304 125	30 550	52.4	10	19.2	2.8
512	Drugs, drug proprietaries, and druggists' sundries -----	(D)	(D)	(D)	(D)	(D)	(D)	(D)
513	Apparel, piece goods, and notions -----	(D)	(D)	(D)	(D)	(D)	(D)	(D)
514	Groceries and related products -----	29 908 600	176 556	32 743	67.4	169	27.5	2.8
515	Farm-product raw materials -----	(D)	(D)	(D)	(D)	(D)	(D)	(D)
516	Chemicals and allied products -----	(D)	(D)	(D)	(D)	(D)	(D)	(D)
517	Petroleum and petroleum products -----	(D)	(D)	(D)	(D)	(D)	(D)	(D)
518	Beer, wine, and distilled alcoholic beverages -----	(D)	(D)	(D)	(D)	(D)	(D)	(D)
519	Miscellaneous nondurable goods -----	(D)	(D)	(D)	(D)	(D)	(D)	(D)
Agents, brokers, and commission merchants -----		3 718 020	970 201	30 179	53.2	4	5.8	.3
50	Durable goods -----	2 596 804	742 936	26 949	50.2	3	7.2	.6
501	Motor vehicles and motor vehicle parts and supplies -----	(D)	(D)	(D)	(D)	(D)	(D)	(D)
502	Furniture and homefurnishings -----	(D)	(D)	(D)	(D)	(D)	(D)	(D)
503	Lumber and other construction materials -----	(D)	(D)	(D)	(D)	(D)	(D)	(D)
504	Professional and commercial equipment and supplies -----	3 449 500	482 930	33 780	64.5	7	10.9	2.1
505	Metals and minerals, except petroleum -----	(D)	(D)	(D)	(D)	(D)	(D)	(D)
506	Electrical goods -----	4 562 692	2 118 393	38 536	39.1	2	4.6	–
507	Hardware, and plumbing and heating equipment and supplies -----	1 651 800	550 600	17 867	46.9	3	6.9	–
508	Machinery, equipment, and supplies -----	2 236 429	792 658	35 101	54.1	3	8.2	.5
509	Miscellaneous durable goods -----	1 525 333	584 170	17 819	46.6	3	6.5	–
51	Nondurable goods -----	6 574 452	1 401 660	36 310	58.0	5	4.5	–
511	Paper and paper products -----	5 236 571	990 703	35 757	49.5	5	7.3	–
512	Drugs, drug proprietaries, and druggists' sundries -----	(D)	(D)	(D)	(D)	(D)	(D)	(D)
513	Apparel, piece goods, and notions -----	(D)	(D)	(D)	(D)	(D)	(D)	(D)
514	Groceries and related products -----	(D)	(D)	(D)	(D)	(D)	(D)	(D)
515	Farm-product raw materials -----	(D)	(D)	(D)	(D)	(D)	(D)	(D)
516	Chemicals and allied products -----	(D)	(D)	(D)	(D)	(D)	(D)	(D)
517	Petroleum and petroleum products -----	(D)	(D)	(D)	(D)	(D)	(D)	(D)
518	Beer, wine, and distilled alcoholic beverages -----	(D)	(D)	(D)	(D)	(D)	(D)	(D)
519	Miscellaneous nondurable goods -----	5 190 333	2 595 167	71 375	64.0	2	4.3	.1

¹Based on number of employees for pay period including March 12.

Table 3. Comparative Statistics for the State: 1992 and 1987

[For meaning of abbreviations and symbols, see introductory text. For explanation of terms and comparability of 1987 and 1992 censuses, see appendix A]

SIC code	Type of operation and kind of business	Establishments		Sales			Annual payroll			Paid employees for pay period including March 12	
		1992 (number)	1987 (number)	1992 (\$1,000)	1987 (\$1,000)	Percent change 1987 to 1992	1992 (\$1,000)	1987 (\$1,000)	Percent change 1987 to 1992	1992 (number)	1987 (number)
	Wholesale trade -----	1 771	1 724	6 648 064	6 056 691	9.8	551 316	490 802	12.3	19 538	22 284
50	Durable goods -----	1 182	1 121	3 401 923	2 888 942	17.8	353 850	310 009	14.1	12 722	13 888
501	Motor vehicles and motor vehicle parts and supplies ---	163	165	274 294	427 343	-35.8	31 145	38 954	-20.0	1 374	2 048
5012	Automobiles and other motor vehicles -----	27	33	(D)	163 652	(D)	(D)	10 240	(D)	EE	431
5013	Motor vehicle supplies and new parts -----	97	97	127 918	235 017	-45.6	18 576	24 220	-23.3	885	1 332
5014	Tires and tubes -----	9	8	(D)	11 087	(D)	(D)	1 035	(D)	BB	58
5015	Motor vehicle parts, used -----	30	27	(D)	17 587	(D)	(D)	3 459	(D)	CC	227
502	Furniture and homefurnishings -----	42	35	140 117	78 571	78.3	12 641	9 810	28.9	444	439
5021	Furniture -----	13	13	23 724	22 705	4.5	3 354	3 004	11.7	92	144
5023	Homefurnishings -----	29	22	116 393	55 866	108.3	9 287	6 806	36.5	352	295
503	Lumber and other construction materials -----	65	55	182 304	271 644	-32.9	19 833	23 285	-14.8	617	911
5031	Lumber, plywood, millwork, and wood panels -----	24	16	76 376	140 798	-45.8	7 495	9 332	-19.7	273	388
5032	Brick, stone, and related construction materials -----	15	11	(D)	41 391	(D)	(D)	3 748	(D)	CC	170
5033	Roofing, siding, and insulation materials -----	11	13	(D)	52 027	(D)	(D)	4 494	(D)	CC	183
5039	Construction materials, n.e.c. -----	15	15	(D)	37 428	(D)	(D)	5 711	(D)	BB	170
504	Professional and commercial equipment and supplies ---	161	143	629 740	394 770	59.5	80 015	65 498	22.2	2 318	2 616
5043	Photographic equipment and supplies -----	3	4	1 599	2 629	-39.2	104	177	-41.2	5	13
5044	Office equipment -----	34	33	(D)	61 201	(D)	(D)	16 601	(D)	FF	681
5045	Computers and computer peripheral equipment and software -----	48	44	211 534	187 920	12.6	30 769	25 978	18.4	737	881
5046	Commercial equipment, n.e.c. -----	21	26	63 886	67 500	-5.4	8 420	11 996	-29.8	280	503
5047	Medical, dental, and hospital equipment and supplies -	34	20	176 596	51 216	244.8	13 224	5 753	129.9	387	254
5048	Ophthalmic goods -----	7	5	14 866	8 949	66.1	2 325	2 850	-18.4	100	175
5049	Professional equipment and supplies, n.e.c. -----	14	11	(D)	15 355	(D)	(D)	2 143	(D)	CC	109
505	Metals and minerals, except petroleum -----	39	40	209 969	236 525	-11.2	15 923	24 496	-35.0	552	890
5051	Metals service centers and offices -----	38	39	(D)	(D)	(D)	(D)	(D)	(D)	FF	FF
5052	Coal and other minerals and ores -----	1	1	(D)	(D)	(D)	(D)	(D)	(D)	BB	BB
506	Electrical goods -----	107	102	249 736	237 922	5.0	25 881	25 039	3.4	855	1 078
5063	Electrical apparatus and equipment, wiring supplies, and construction materials -----	57	52	131 802	140 635	-6.3	15 517	14 672	5.8	518	652
5064	Electrical appliances, television and radio sets -----	8	8	(D)	23 397	(D)	(D)	1 882	(D)	BB	79
5065	Electronic parts and equipment, n.e.c. -----	42	42	(D)	73 890	(D)	(D)	8 485	(D)	EE	347
507	Hardware, and plumbing and heating equipment and supplies -----	91	85	459 362	162 298	183.0	32 988	16 955	94.6	1 017	769
5072	Hardware -----	33	30	(D)	67 149	(D)	(D)	6 306	(D)	FF	318
5074	Plumbing and heating equipment and supplies (hydronics) -----	37	40	(D)	75 902	(D)	(D)	7 876	(D)	EE	347
5075	Warm air heating and air-conditioning equipment and supplies -----	16	8	(D)	9 913	(D)	(D)	1 629	(D)	BB	62
5078	Refrigeration equipment and supplies -----	5	7	(D)	9 334	(D)	(D)	1 144	(D)	BB	42
508	Machinery, equipment, and supplies -----	228	214	454 986	414 418	9.8	49 598	42 427	16.9	1 645	1 759
5082	Construction and mining (except petroleum) machinery and equipment -----	9	12	23 757	31 019	-23.4	3 019	4 264	-29.2	105	138
5083	Farm and garden machinery and equipment -----	11	7	11 578	9 856	17.5	1 362	942	44.6	85	50
5084	Industrial machinery and equipment -----	104	95	265 961	222 519	19.5	25 896	20 806	24.5	804	977
5085	Industrial supplies -----	59	58	95 926	84 742	13.2	14 026	9 283	51.1	441	397
5087	Service establishment equipment and supplies -----	36	33	46 895	53 797	-12.8	4 694	6 325	-25.8	188	263
5088	Transportation equipment and supplies, except motor vehicles -----	9	9	10 869	12 485	-12.9	601	807	-25.5	22	34
509	Miscellaneous durable goods -----	286	282	801 415	665 451	20.4	85 826	63 545	35.1	3 900	3 378
5091	Sporting and recreational goods and supplies -----	25	15	129 861	51 352	152.9	10 913	3 525	209.6	413	149
5092	Toys and hobby goods and supplies -----	12	7	(D)	3 130	(D)	(D)	462	(D)	BB	30
5093	Scrap and waste materials -----	43	48	130 953	169 786	-22.9	9 853	11 548	-14.7	376	503
5094	Jewelry, watches, precious stones, and precious metals -----	172	177	501 665	415 361	20.8	60 761	45 145	34.6	2 933	2 517
5099	Durable goods, n.e.c. -----	34	35	(D)	25 822	(D)	(D)	2 865	(D)	CC	179
51	Nondurable goods -----	589	603	3 246 141	3 167 749	2.5	197 466	180 793	9.2	6 816	8 396
511	Paper and paper products -----	66	74	187 580	176 190	6.5	16 581	18 919	-12.4	640	836
5111	Printing and writing paper -----	9	9	(D)	57 518	(D)	(D)	4 245	(D)	BB	144
5112	Stationery and office supplies -----	38	39	(D)	67 206	(D)	(D)	8 487	(D)	EE	425
5113	Industrial and personal service paper -----	19	26	71 662	51 466	39.2	4 858	6 187	-21.5	201	267
512	Drugs, drug proprietaries, and druggists' sundries -----	16	12	(D)	(D)	(D)	(D)	(D)	(D)	CC	CC
5122	Drugs, drug proprietaries, and druggists' sundries -----	16	12	(D)	(D)	(D)	(D)	(D)	(D)	CC	CC
513	Apparel, piece goods, and notions -----	53	43	125 159	145 577	-14.0	12 119	10 335	17.3	416	497
5131	Piece goods, notions, and other dry goods -----	27	24	67 302	59 746	12.6	8 023	5 646	42.1	246	290
5136	Men's and boys' clothing and furnishings -----	9	7	(D)	(D)	(D)	(D)	(D)	(D)	BB	BB
5137	Women's, children's, and infants' clothing and accessories -----	13	8	46 973	38 119	23.2	2 948	3 215	-8.3	107	145
5139	Footwear -----	4	4	(D)	(D)	(D)	(D)	(D)	(D)	BB	BB
514	Groceries and related products -----	213	213	1 275 555	1 243 351	2.6	81 985	66 557	23.2	3 084	3 603
5141	Groceries, general line -----	16	12	33 887	(D)	(D)	2 385	(D)	(D)	103	FF
5142	Packaged frozen foods -----	14	12	107 172	46 018	132.9	5 391	2 355	128.9	112	81
5143	Dairy products, except dried or canned -----	10	13	31 192	(D)	(D)	2 884	(D)	(D)	172	CC
5144	Poultry and poultry products -----	5	11	16 111	(D)	(D)	860	(D)	(D)	35	CC
5145	Confectionery -----	12	14	(D)	57 160	(D)	(D)	3 025	(D)	CC	152

Table 3. Comparative Statistics for the State: 1992 and 1987 — Con.

[For meaning of abbreviations and symbols, see introductory text. For explanation of terms and comparability of 1987 and 1992 censuses, see appendix A]

SIC code	Type of operation and kind of business	Establishments		Sales			Annual payroll			Paid employees for pay period including March 12	
		1992 (number)	1987 (number)	1992 (\$1,000)	1987 (\$1,000)	Percent change 1987 to 1992	1992 (\$1,000)	1987 (\$1,000)	Percent change 1987 to 1992	1992 (number)	1987 (number)
	Wholesale trade — Con.										
51	Nondurable goods — Con.										
514	Groceries and related products — Con.										
5146	Fish and seafoods	65	55	232 091	191 698	21.1	12 119	10 324	17.4	547	573
5147	Meats and meat products	18	29	(D)	228 061	(D)	(D)	9 009	(D)	FF	432
5148	Fresh fruits and vegetables	23	21	135 860	127 803	6.3	7 669	11 704	-34.5	370	499
5149	Groceries and related products, n.e.c.	50	46	(D)	146 682	(D)	(D)	13 132	(D)	GG	560
515	Farm-product raw materials	6	2	6 132	(D)	(D)	348	(D)	(D)	22	AA
5153	Grain and field beans	4	1	(D)	(D)	(D)	(D)	(D)	(D)	AA	AA
5154	Livestock	—	—	—	—	—	—	—	—	—	—
5159	Farm-product raw materials, n.e.c.	2	1	(D)	(D)	(D)	(D)	(D)	(D)	AA	AA
516	Chemicals and allied products	69	62	315 041	234 142	34.6	26 145	22 945	13.9	727	805
5162	Plastics materials and basic forms and shapes	15	15	68 830	41 075	67.6	5 230	3 176	64.7	145	123
5169	Chemicals and allied products, n.e.c.	54	47	246 211	193 067	27.5	20 915	19 769	5.8	582	682
517	Petroleum and petroleum products	30	36	832 633	753 831	10.5	13 599	15 806	-14.0	420	561
5171	Petroleum bulk stations and terminals	19	24	786 360	715 585	9.9	10 903	13 913	-21.6	317	467
5172	Petroleum and petroleum products wholesalers, except bulk stations and terminals	11	12	46 273	38 246	21.0	2 696	1 893	42.4	103	94
518	Beer, wine, and distilled alcoholic beverages	13	19	(D)	202 004	(D)	(D)	20 765	(D)	EE	665
5181	Beer and ale	6	8	(D)	100 031	(D)	(D)	10 858	(D)	EE	287
5182	Wine and distilled alcoholic beverages	7	11	(D)	101 973	(D)	(D)	9 907	(D)	CC	378
519	Miscellaneous nondurable goods	123	142	(D)	288 963	(D)	(D)	20 969	(D)	FF	1 230
5191	Farm supplies	23	23	16 824	26 784	-37.2	2 558	2 911	-12.1	122	136
5192	Books, periodicals, and newspapers	12	9	26 452	21 587	22.5	2 629	2 703	-2.7	106	130
5193	Flowers, nursery stock, and florists' supplies	9	12	(D)	20 639	(D)	(D)	2 726	(D)	CC	181
5194	Tobacco and tobacco products	7	10	36 523	85 707	-57.4	1 174	2 770	-57.6	78	195
5198	Paints, varnishes, and supplies	11	10	(D)	8 700	(D)	(D)	998	(D)	BB	60
5199	Nondurable goods, n.e.c.	61	78	124 150	125 546	-1.1	12 481	8 861	40.9	403	528
	Merchant wholesalers	1 534	1 510	4 574 905	4 579 185	-1	430 343	417 289	3.1	16 105	19 641
50	Durable goods	1 025	986	2 331 301	2 272 964	2.6	282 368	264 187	6.9	10 729	12 339
501	Motor vehicles and motor vehicle parts and supplies	160	157	(D)	339 204	(D)	(D)	35 872	(D)	GG	1 896
5012	Automobiles and other motor vehicles	26	31	(D)	(D)	(D)	(D)	(D)	(D)	CC	EE
5013	Motor vehicle supplies and new parts	95	91	(D)	(D)	(D)	(D)	(D)	(D)	FF	GG
5014	Tires and tubes	9	8	(D)	11 087	(D)	(D)	1 035	(D)	BB	58
5015	Motor vehicle parts, used	30	27	(D)	17 587	(D)	(D)	3 459	(D)	CC	227
502	Furniture and homefurnishings	38	32	118 989	63 871	86.3	12 066	9 021	33.8	431	416
5021	Furniture	12	12	(D)	(D)	(D)	(D)	(D)	(D)	BB	CC
5023	Homefurnishings	26	20	(D)	(D)	(D)	(D)	(D)	(D)	EE	EE
503	Lumber and other construction materials	59	51	(D)	(D)	(D)	(D)	(D)	(D)	FF	FF
5031	Lumber, plywood, millwork, and wood panels	22	14	(D)	(D)	(D)	(D)	(D)	(D)	EE	EE
5032	Brick, stone, and related construction materials	13	10	(D)	(D)	(D)	(D)	(D)	(D)	CC	CC
5033	Roofing, siding, and insulation materials	10	13	(D)	52 027	(D)	(D)	4 494	(D)	CC	183
5039	Construction materials, n.e.c.	14	14	(D)	(D)	(D)	(D)	(D)	(D)	BB	CC
504	Professional and commercial equipment and supplies	133	122	319 049	252 681	26.3	47 819	46 131	3.7	1 631	2 032
5043	Photographic equipment and supplies	3	3	1 599	(D)	(D)	104	(D)	(D)	5	AA
5044	Office equipment	31	29	(D)	(D)	(D)	(D)	(D)	(D)	EE	EE
5045	Computers and computer peripheral equipment and software	40	35	(D)	85 783	(D)	(D)	14 063	(D)	EE	565
5046	Commercial equipment, n.e.c.	18	25	61 678	(D)	(D)	8 370	(D)	(D)	278	EE
5047	Medical, dental, and hospital equipment and supplies	25	17	(D)	(D)	(D)	(D)	(D)	(D)	EE	CC
5048	Ophthalmic goods	6	5	(D)	8 949	(D)	(D)	2 850	(D)	BB	175
5049	Professional equipment and supplies, n.e.c.	10	8	(D)	(D)	(D)	(D)	(D)	(D)	CC	BB
505	Metals and minerals, except petroleum	33	34	(D)	135 236	(D)	(D)	14 951	(D)	EE	606
5051	Metals service centers and offices	32	33	(D)	(D)	(D)	(D)	(D)	(D)	EE	FF
5052	Coal and other minerals and ores	1	1	(D)	(D)	(D)	(D)	(D)	(D)	BB	BB
506	Electrical goods	87	86	163 684	(D)	(D)	20 835	(D)	(D)	722	FF
5063	Electrical apparatus and equipment, wiring supplies, and construction materials	48	44	(D)	(D)	(D)	(D)	(D)	(D)	EE	FF
5064	Electrical appliances, television and radio sets	7	7	(D)	(D)	(D)	(D)	(D)	(D)	BB	BB
5065	Electronic parts and equipment, n.e.c.	32	35	(D)	(D)	(D)	(D)	(D)	(D)	CC	EE
507	Hardware, and plumbing and heating equipment and supplies	81	80	(D)	(D)	(D)	(D)	(D)	(D)	FF	FF
5072	Hardware	29	27	(D)	(D)	(D)	(D)	(D)	(D)	CC	EE
5074	Plumbing and heating equipment and supplies (hydronics)	34	38	69 753	(D)	(D)	8 909	(D)	(D)	302	EE
5075	Warm air heating and air-conditioning equipment and supplies	13	8	(D)	9 913	(D)	(D)	1 629	(D)	BB	62
5078	Refrigeration equipment and supplies	5	7	(D)	9 334	(D)	(D)	1 144	(D)	BB	42
508	Machinery, equipment, and supplies	191	185	370 903	(D)	(D)	44 608	(D)	(D)	1 488	GG
5082	Construction and mining (except petroleum) machinery and equipment	9	11	23 757	(D)	(D)	3 019	(D)	(D)	105	CC
5083	Farm and garden machinery and equipment	11	7	11 578	9 856	17.5	1 362	942	44.6	85	50
5084	Industrial machinery and equipment	80	78	(D)	(D)	(D)	(D)	(D)	(D)	FF	FF
5085	Industrial supplies	54	53	90 127	62 306	44.7	13 582	8 602	57.9	425	374
5087	Service establishment equipment and supplies	30	28	(D)	(D)	(D)	(D)	(D)	(D)	CC	CC
5088	Transportation equipment and supplies, except motor vehicles	7	8	(D)	(D)	(D)	(D)	(D)	(D)	AA	BB
509	Miscellaneous durable goods	243	239	(D)	573 909	(D)	(D)	61 140	(D)	HH	3 250
5091	Sporting and recreational goods and supplies	22	14	(D)	(D)	(D)	(D)	(D)	(D)	EE	CC
5092	Toys and hobby goods and supplies	11	7	(D)	3 130	(D)	(D)	462	(D)	BB	30
5093	Scrap and waste materials	43	47	130 953	(D)	(D)	9 853	(D)	(D)	376	FF
5094	Jewelry, watches, precious stones, and precious metals	145	143	(D)	(D)	(D)	(D)	(D)	(D)	HH	GG
5099	Durable goods, n.e.c.	22	28	(D)	22 636	(D)	(D)	2 644	(D)	BB	166

Table 3. Comparative Statistics for the State: 1992 and 1987 — Con.

[For meaning of abbreviations and symbols, see introductory text. For explanation of terms and comparability of 1987 and 1992 censuses, see appendix A]

SIC code	Type of operation and kind of business	Establishments		Sales			Annual payroll			Paid employees for pay period including March 12	
		1992 (number)	1987 (number)	1992 (\$1,000)	1987 (\$1,000)	Percent change 1987 to 1992	1992 (\$1,000)	1987 (\$1,000)	Percent change 1987 to 1992	1992 (number)	1987 (number)
	Merchant wholesalers — Con.										
51	Nondurable goods -----	509	524	2 243 604	2 306 221	-2.7	147 975	153 102	-3.3	5 376	7 302
511	Paper and paper products -----	51	63	126 594	137 481	-7.9	12 814	16 647	-23.0	523	761
5111	Printing and writing paper -----	8	9	(D)	57 518	(D)	(D)	4 245	(D)	BB	144
5112	Stationery and office supplies -----	28	32	(D)	(D)	(D)	(D)	(D)	(D)	EE	EE
5113	Industrial and personal service paper -----	15	22	(D)	(D)	(D)	(D)	(D)	(D)	CC	EE
512	Drugs, drug proprietaries, and druggists' sundries -----	12	10	(D)	(D)	(D)	(D)	(D)	(D)	BB	CC
5122	Drugs, drug proprietaries, and druggists' sundries -----	12	10	(D)	(D)	(D)	(D)	(D)	(D)	BB	CC
513	Apparel, piece goods, and notions -----	46	35	91 218	(D)	(D)	10 774	(D)	(D)	354	EE
5131	Piece goods, notions, and other dry goods -----	26	20	(D)	(D)	(D)	(D)	(D)	(D)	CC	CC
5136	Men's and boys' clothing and furnishings -----	8	6	(D)	(D)	(D)	(D)	(D)	(D)	AA	BB
5137	Women's, children's, and infants' clothing and accessories -----	9	6	(D)	(D)	(D)	(D)	(D)	(D)	BB	CC
5139	Footwear -----	3	3	(D)	(D)	(D)	(D)	(D)	(D)	AA	AA
514	Groceries and related products -----	198	196	(D)	1 053 158	(D)	(D)	54 633	(D)	GG	3 129
5141	Groceries, general line -----	15	12	(D)	(D)	(D)	(D)	(D)	(D)	CC	FF
5142	Packaged frozen foods -----	13	10	(D)	(D)	(D)	(D)	(D)	(D)	CC	BB
5143	Dairy products, except dried or canned -----	10	12	31 192	(D)	(D)	2 884	(D)	(D)	172	CC
5144	Poultry and poultry products -----	5	11	16 111	(D)	(D)	860	(D)	(D)	35	CC
5145	Confectionery -----	11	11	(D)	36 227	(D)	(D)	2 710	(D)	CC	107
5146	Fish and seafoods -----	64	53	(D)	(D)	(D)	(D)	(D)	(D)	FF	FF
5147	Meats and meat products -----	15	26	(D)	(D)	(D)	(D)	(D)	(D)	FF	EE
5148	Fresh fruits and vegetables -----	22	20	(D)	(D)	(D)	(D)	(D)	(D)	EE	EE
5149	Groceries and related products, n.e.c. -----	43	41	93 996	(D)	(D)	6 187	(D)	(D)	249	EE
515	Farm-product raw materials -----	5	2	(D)	(D)	(D)	(D)	(D)	(D)	BB	AA
5153	Grain and field beans -----	4	1	(D)	(D)	(D)	(D)	(D)	(D)	AA	AA
5154	Livestock -----	—	—	—	—	—	—	—	—	—	—
5159	Farm-product raw materials, n.e.c. -----	1	1	(D)	(D)	(D)	(D)	(D)	(D)	AA	AA
516	Chemicals and allied products -----	53	46	190 950	184 470	3.5	20 501	19 397	5.7	581	671
5162	Plastics materials and basic forms and shapes -----	13	11	(D)	34 304	(D)	(D)	2 889	(D)	CC	114
5169	Chemicals and allied products, n.e.c. -----	40	35	(D)	150 166	(D)	(D)	16 508	(D)	EE	557
517	Petroleum and petroleum products -----	26	27	(D)	346 812	(D)	(D)	10 565	(D)	EE	384
5171	Petroleum bulk stations and terminals -----	16	17	(D)	(D)	(D)	(D)	(D)	(D)	CC	EE
5172	Petroleum and petroleum products wholesalers, except bulk stations and terminals -----	10	10	(D)	(D)	(D)	(D)	(D)	(D)	BB	BB
518	Beer, wine, and distilled alcoholic beverages -----	13	18	(D)	(D)	(D)	(D)	(D)	(D)	EE	FF
5181	Beer and ale -----	6	7	(D)	(D)	(D)	(D)	(D)	(D)	EE	EE
5182	Wine and distilled alcoholic beverages -----	7	11	(D)	101 973	(D)	(D)	9 907	(D)	CC	378
519	Miscellaneous nondurable goods -----	105	127	(D)	218 653	(D)	(D)	18 751	(D)	FF	1 126
5191	Farm supplies -----	21	23	(D)	26 784	(D)	(D)	2 911	(D)	CC	136
5192	Books, periodicals, and newspapers -----	10	8	(D)	(D)	(D)	(D)	(D)	(D)	BB	CC
5193	Flowers, nursery stock, and florists' supplies -----	8	11	(D)	(D)	(D)	(D)	(D)	(D)	CC	CC
5194	Tobacco and tobacco products -----	7	10	36 523	85 707	-57.4	1 174	2 770	-57.6	78	195
5198	Paints, varnishes, and supplies -----	8	7	(D)	(D)	(D)	(D)	(D)	(D)	BB	BB
5199	Nondurable goods, n.e.c. -----	51	68	(D)	(D)	(D)	(D)	(D)	(D)	EE	EE
	Manufacturers' sales branches and sales offices -----	88	84	1 519 174	1 057 324	43.7	103 741	58 993	75.9	2 862	2 003
50	Durable goods -----	50	46	792 764	400 944	97.7	61 403	37 527	63.6	1 619	1 161
501	Motor vehicles and motor vehicle parts and supplies -----	1	6	(D)	(D)	(D)	(D)	(D)	(D)	BB	CC
502	Furniture and home furnishings -----	2	1	(D)	(D)	(D)	(D)	(D)	(D)	AA	AA
503	Lumber and other construction materials -----	3	3	10 855	(D)	(D)	355	(D)	(D)	12	AA
504	Professional and commercial equipment and supplies -----	14	11	262 398	125 475	109.1	28 818	18 391	56.7	587	541
505	Metals and minerals, except petroleum -----	2	3	(D)	(D)	(D)	(D)	(D)	(D)	BB	EE
506	Electrical goods -----	7	8	26 737	(D)	(D)	3 967	(D)	(D)	105	CC
507	Hardware, and plumbing and heating equipment and supplies -----	5	2	(D)	(D)	(D)	(D)	(D)	(D)	EE	AA
508	Machinery, equipment, and supplies -----	9	9	21 463	(D)	(D)	2 217	(D)	(D)	78	BB
509	Miscellaneous durable goods -----	7	3	(D)	(D)	(D)	(D)	(D)	(D)	EE	AA
51	Nondurable goods -----	38	38	726 410	656 380	10.7	42 338	21 466	97.2	1 243	842
511	Paper and paper products -----	8	6	24 330	28 710	-15.3	2 444	1 653	47.9	80	55
512	Drugs, drug proprietaries, and druggists' sundries -----	1	—	(D)	(X)	(X)	(D)	(D)	(X)	AA	—
513	Apparel, piece goods, and notions -----	1	2	(D)	(D)	(D)	(D)	(D)	(D)	AA	BB
514	Groceries and related products -----	5	8	149 543	117 876	26.9	27 733	9 401	195.0	847	375
515	Farm-product raw materials -----	—	—	—	—	—	—	—	—	—	—
516	Chemicals and allied products -----	13	9	(D)	42 430	(D)	(D)	2 996	(D)	CC	115
517	Petroleum and petroleum products -----	4	7	(D)	(D)	(D)	(D)	(D)	(D)	CC	CC
518	Beer, wine, and distilled alcoholic beverages -----	—	—	—	—	—	—	—	—	—	—
519	Miscellaneous nondurable goods -----	6	6	(D)	42 326	(D)	(D)	1 754	(D)	BB	75
	Agents, brokers, and commission merchants -----	149	130	553 985	420 182	31.8	17 232	14 520	18.7	571	640
50	Durable goods -----	107	89	277 858	215 034	29.2	10 079	8 295	21.5	374	388
501	Motor vehicles and motor vehicle parts and supplies -----	2	2	(D)	(D)	(D)	(D)	(D)	(D)	BB	BB
502	Furniture and home furnishings -----	2	2	(D)	(D)	(D)	(D)	(D)	(D)	AA	BB
503	Lumber and other construction materials -----	3	1	(D)	(D)	(D)	(D)	(D)	(D)	AA	AA
504	Professional and commercial equipment and supplies -----	14	10	48 293	16 614	190.7	3 378	976	246.1	100	43
505	Metals and minerals, except petroleum -----	4	3	(D)	(D)	(D)	(D)	(D)	(D)	AA	AA
506	Electrical goods -----	13	8	59 315	32 453	82.8	1 079	819	31.7	28	30

Table 3. Comparative Statistics for the State: 1992 and 1987 — Con.

[For meaning of abbreviations and symbols, see introductory text. For explanation of terms and comparability of 1987 and 1992 censuses, see appendix A]

SIC code	Type of operation and kind of business	Establishments		Sales			Annual payroll			Paid employees for pay period including March 12	
		1992 (number)	1987 (number)	1992 (\$1,000)	1987 (\$1,000)	Percent change 1987 to 1992	1992 (\$1,000)	1987 (\$1,000)	Percent change 1987 to 1992	1992 (number)	1987 (number)
	Agents, brokers, and commission merchants — Con.										
50	Durable goods — Con.										
507	Hardware, and plumbing and heating equipment and supplies	5	3	8 259	(D)	(D)	268	(D)	(D)	15	AA
508	Machinery, equipment, and supplies	28	20	62 620	48 344	29.5	2 773	2 334	18.8	79	107
509	Miscellaneous durable goods	36	40	54 912	(D)	(D)	1 675	(D)	(D)	94	CC
51	Nondurable goods	42	41	276 127	205 148	34.6	7 153	6 225	14.9	197	252
511	Paper and paper products	7	5	36 656	9 999	266.6	1 323	619	113.7	37	20
512	Drugs, drug proprietaries, and druggists' sundries	3	2	(D)	(D)	(D)	(D)	(D)	(D)	BB	BB
513	Apparel, piece goods, and notions	6	6	(D)	(D)	(D)	(D)	(D)	(D)	BB	BB
514	Groceries and related products	10	9	(D)	72 317	(D)	(D)	2 523	(D)	BB	99
515	Farm-product raw materials	1	—	(D)	—	(X)	(D)	—	(X)	AA	—
516	Chemicals and allied products	3	7	(D)	7 242	(D)	(D)	552	(D)	AA	19
517	Petroleum and petroleum products	—	2	—	(D)	(D)	—	(D)	(D)	—	BB
518	Beer, wine, and distilled alcoholic beverages	—	1	—	(D)	(D)	—	(D)	(D)	—	AA
519	Miscellaneous nondurable goods	12	9	62 284	27 984	122.6	1 713	464	269.2	24	29

Table 4. Summary Statistics for Counties and for Places With 2,500 Inhabitants or More: 1992

[For meaning of abbreviations and symbols, see introductory text. For explanation of terms and comparability of 1987 and 1992 censuses, see appendix A. For information on geographic areas followed by ▲, see appendix F]

Geographic area	Estab-lish-ments (number)	Sales (\$1,000)	Annual payroll (\$1,000)	Paid employees for pay period including March 12 (number)	Merchant wholesalers			Other operating types		
					Estab-lish-ments (number)	Sales (\$1,000)	Annual payroll (\$1,000)	Paid employees for pay period including March 12 (number)	Estab-lish-ments (number)	Sales (\$1,000)
Rhode Island	1 771	6 648 064	551 316	19 538	1 534	4 574 905	430 343	16 105	237	2 073 159
Bristol County	49	81 917	5 549	221	39	42 139	3 710	171	10	39 778
Barrington town	14	30 752	1 211	40	6	(D)	(D)	AA	8	(D)
Bristol town	22	39 194	2 806	107	20	(D)	(D)	BB	2	(D)
Warren town	13	11 971	1 532	74	13	11 971	1 532	74	—	—
Kent County	328	1 433 012	95 990	3 440	277	742 789	64 667	2 415	51	690 223
Coventry town	27	21 794	2 421	97	27	21 794	2 421	97	—	—
East Greenwich town	28	470 460	22 229	638	19	53 957	3 089	95	9	416 503
Warwick	228	741 382	55 683	2 139	189	480 641	43 865	1 662	39	260 741
West Warwick town	37	109 165	9 392	401	34	96 186	9 027	396	3	12 979
Balance of county	8	90 211	6 265	165	8	90 211	6 265	165	—	—
Newport County	91	149 235	16 182	506	81	134 023	15 494	489	10	15 212
Middletown town	13	(D)	(D)	BB	11	(D)	(D)	BB	2	(D)
Newport	34	90 345	9 976	270	29	87 517	9 690	263	5	2 828
Portsmouth town	16	16 113	2 738	98	15	(D)	(D)	BB	1	(D)
Tiverton town	20	20 451	1 988	81	19	(D)	(D)	BB	1	(D)
Balance of county	8	(D)	(D)	AA	7	(D)	(D)	AA	1	(D)
Providence County	1 163	4 667 047	410 380	14 315	1 010	3 403 373	324 818	12 047	153	1 263 674
Burrillville town	11	40 392	1 911	89	11	40 392	1 911	89	—	—
Central Falls	21	37 414	5 584	222	20	(D)	(D)	CC	1	(D)
Cranston	180	760 316	65 672	2 299	153	674 710	53 938	1 959	27	85 606
Cumberland town	40	77 044	5 459	215	29	62 809	5 118	202	11	14 235
East Providence	141	848 482	63 364	1 905	113	459 051	47 378	1 525	28	389 431
Johnston town	57	98 259	7 865	321	54	89 562	7 436	311	3	8 697
Lincoln town	46	200 431	14 933	473	39	161 937	13 373	419	7	38 494
North Providence town	23	93 936	12 285	241	18	9 825	993	34	5	84 111
North Smithfield town	32	104 367	19 813	634	26	47 509	4 936	183	6	56 858
Pawtucket	122	311 739	33 291	1 218	114	293 332	32 120	1 160	8	18 407
Providence	378	1 829 664	150 644	5 559	337	1 336 499	126 158	4 911	41	493 165
Smithfield town	39	99 841	10 793	398	30	53 740	8 505	333	9	46 101
Woonsocket	51	148 796	17 429	682	47	125 630	16 313	648	4	23 166
Balance of county	22	16 366	1 337	59	19	(D)	(D)	BB	3	(D)
Washington County	140	316 853	23 215	1 056	127	252 581	21 654	983	13	64 272
Narragansett town	28	103 943	7 156	326	25	79 548	6 723	314	3	24 395
North Kingstown town	42	106 577	8 370	287	39	105 325	8 334	282	3	1 252
South Kingstown town	27	30 241	2 782	177	26	(D)	(D)	CC	1	(D)
Westerly town	24	(D)	(D)	CC	21	(D)	(D)	CC	3	(D)
Balance of county	19	(D)	(D)	CC	16	(D)	(D)	BB	3	(D)

Table 5. Summary Statistics for Places With 200 Establishments or More: 1992

[For meaning of abbreviations and symbols, see introductory text. For explanation of terms and comparability of 1987 and 1992 censuses, see appendix A. For information on geographic areas followed by ▲, see appendix F]

SIC code	Geographic area and kind of business	Estab-lish-ments (number)	Sales (\$1,000)	Annual payroll (\$1,000)	Paid employees for pay period including March 12 (number)	Merchant wholesalers				Other operating types	
						Estab-lish-ments (number)	Sales (\$1,000)	Annual payroll (\$1,000)	Paid employees for pay period including March 12 (number)	Estab-lish-ments (number)	Sales (\$1,000)
PROVIDENCE											
	Wholesale trade -----	378	1 829 664	150 644	5 559	337	1 336 499	126 158	4 911	41	493 165
50	Durable goods -----	254	749 285	99 612	4 011	229	591 500	87 059	3 681	25	157 785
501	Motor vehicles and motor vehicle parts and supplies -----	27	32 721	4 894	215	27	32 721	4 894	215	—	—
502	Furniture and homefurnishings -----	11	46 859	3 157	96	9	(D)	(D)	BB	2	(D)
503	Lumber and other construction materials -----	10	45 536	5 456	104	9	(D)	(D)	CC	1	(D)
504	Professional and commercial equipment and supplies -----	32	108 620	15 954	498	28	43 792	6 936	278	4	64 828
505	Metals and minerals, except petroleum -----	10	27 201	2 332	78	9	(D)	(D)	BB	1	(D)
506	Electrical goods -----	22	88 328	7 544	243	21	(D)	(D)	CC	1	(D)
507	Hardware, and plumbing and heating equipment and supplies -----	21	50 972	6 510	221	21	50 972	6 510	221	—	—
508	Machinery, equipment, and supplies -----	43	68 831	8 481	297	38	61 162	7 987	281	5	7 669
509	Miscellaneous durable goods -----	78	280 217	45 284	2 259	67	244 960	43 190	2 186	11	35 257
51	Nondurable goods -----	124	1 080 379	51 032	1 548	108	744 999	39 099	1 230	16	335 380
511	Paper and paper products -----	12	29 631	2 740	129	8	24 571	2 094	106	4	5 060
512	Drugs, drug proprietaries, and druggists' sundries -----	3	(D)	(D)	AA	2	(D)	(D)	AA	1	(D)
513	Apparel, piece goods, and notions -----	10	4 934	790	31	9	(D)	(D)	BB	1	(D)
514	Groceries and related products -----	48	282 774	16 003	642	45	(D)	(D)	EE	3	(D)
515	Farm-product raw materials -----	2	(D)	(D)	AA	2	(D)	(D)	AA	—	—
516	Chemicals and allied products -----	15	79 062	9 000	251	13	(D)	(D)	CC	2	(D)
517	Petroleum and petroleum products -----	7	529 043	5 495	131	5	(D)	(D)	BB	2	(D)
518	Beer, wine, and distilled alcoholic beverages -----	3	(D)	(D)	CC	3	(D)	(D)	CC	—	—
519	Miscellaneous nondurable goods -----	24	54 991	6 323	167	21	(D)	(D)	CC	3	(D)
WARWICK											
	Wholesale trade -----	228	741 382	55 683	2 139	189	480 641	43 865	1 662	39	260 741
50	Durable goods -----	153	471 651	39 148	1 464	124	(D)	(D)	GG	29	(D)
501	Motor vehicles and motor vehicle parts and supplies -----	18	49 746	4 246	186	17	(D)	(D)	CC	1	(D)
502	Furniture and homefurnishings -----	2	(D)	(D)	AA	1	(D)	(D)	AA	1	(D)
503	Lumber and other construction materials -----	10	36 811	4 971	182	9	(D)	(D)	CC	1	(D)
504	Professional and commercial equipment and supplies -----	29	144 567	13 098	404	25	(D)	(D)	EE	4	(D)
505	Metals and minerals, except petroleum -----	6	(D)	(D)	CC	4	59 323	1 213	46	2	(D)
506	Electrical goods -----	15	21 636	1 532	60	12	(D)	(D)	BB	3	(D)
507	Hardware, and plumbing and heating equipment and supplies -----	12	18 207	2 031	78	10	(D)	(D)	BB	2	(D)
508	Machinery, equipment, and supplies -----	29	34 022	3 640	144	23	(D)	(D)	CC	6	(D)
509	Miscellaneous durable goods -----	32	79 620	6 765	302	23	(D)	(D)	BB	9	(D)
51	Nondurable goods -----	75	269 731	16 535	675	65	(D)	(D)	FF	10	(D)
511	Paper and paper products -----	15	41 383	4 387	198	13	(D)	(D)	CC	2	(D)
512	Drugs, drug proprietaries, and druggists' sundries -----	3	(D)	(D)	AA	3	(D)	(D)	AA	—	—
513	Apparel, piece goods, and notions -----	7	(D)	(D)	AA	6	1 028	104	6	1	(D)
514	Groceries and related products -----	20	93 207	3 054	132	17	62 680	2 751	119	3	30 527
515	Farm-product raw materials -----	—	—	—	—	—	—	—	—	—	—
516	Chemicals and allied products -----	11	(D)	(D)	CC	9	26 082	2 746	85	2	(D)
517	Petroleum and petroleum products -----	6	(D)	(D)	BB	6	(D)	(D)	BB	—	—
518	Beer, wine, and distilled alcoholic beverages -----	1	(D)	(D)	AA	1	(D)	(D)	AA	—	—
519	Miscellaneous nondurable goods -----	12	40 471	2 343	119	10	(D)	(D)	CC	2	(D)

Table 6. Summary Statistics for Counties With 200 Establishments or More: 1992

[For meaning of abbreviations and symbols, see introductory text. For explanation of terms and comparability of 1987 and 1992 censuses, see appendix A. For information on geographic areas followed by ▲, see appendix F]

SIC code	Geographic area and kind of business	Estab-lish-ments (number)	Sales (\$1,000)	Annual payroll (\$1,000)	Paid employees for pay period including March 12 (number)	Merchant wholesalers			Other operating types		
						Estab-lish-ments (number)	Sales (\$1,000)	Annual payroll (\$1,000)	Paid employees for pay period including March 12 (number)	Estab-lish-ments (number)	Sales (\$1,000)
KENT COUNTY											
	Wholesale trade -----	328	1 433 012	95 990	3 440	277	742 789	64 667	2 415	51	690 223
50	Durable goods -----	224	989 843	71 454	2 467	187	434 379	44 154	1 575	37	555 464
501	Motor vehicles and motor vehicle parts and supplies -----	28	58 006	5 133	238	27	(D)	(D)	CC	1	(D)
502	Furniture and homefurnishings -----	7	59 246	3 846	134	5	(D)	(D)	CC	2	(D)
503	Lumber and other construction materials -----	16	39 589	5 331	204	15	(D)	(D)	CC	1	(D)
504	Professional and commercial equipment and supplies -----	37	146 785	13 396	423	33	(D)	(D)	EE	4	(D)
505	Metals and minerals, except petroleum -----	8	92 037	3 624	141	6	(D)	(D)	BB	2	(D)
506	Electrical goods -----	23	33 420	3 281	113	19	28 258	3 115	109	4	5 162
507	Hardware, and plumbing and heating equipment and supplies -----	17	(D)	(D)	FF	13	17 151	2 176	78	4	(D)
508	Machinery, equipment, and supplies -----	42	67 592	7 045	225	35	55 141	6 385	200	7	12 451
509	Miscellaneous durable goods -----	46	(D)	(D)	EE	34	(D)	(D)	CC	12	(D)
51	Nondurable goods -----	104	443 169	24 536	973	90	308 410	20 513	840	14	134 759
511	Paper and paper products -----	20	59 123	5 521	267	18	(D)	(D)	CC	2	(D)
512	Drugs, drug proprietaries, and druggists' sundries -----	4	(D)	(D)	AA	3	(D)	(D)	AA	1	(D)
513	Apparel, piece goods, and notions -----	10	3 779	297	16	9	(D)	(D)	AA	1	(D)
514	Groceries and related products -----	30	174 348	6 456	261	26	(D)	(D)	CC	4	(D)
515	Farm-product raw materials -----	-	-	-	-	-	-	-	-	-	-
516	Chemicals and allied products -----	13	73 191	4 029	119	10	(D)	(D)	BB	3	(D)
517	Petroleum and petroleum products -----	7	40 036	2 936	97	7	40 036	2 936	97	-	-
518	Beer, wine, and distilled alcoholic beverages -----	3	(D)	(D)	BB	3	(D)	(D)	BB	-	-
519	Miscellaneous nondurable goods -----	17	(D)	(D)	CC	14	(D)	(D)	CC	3	(D)
PROVIDENCE COUNTY											
	Wholesale trade -----	1 163	4 667 047	410 380	14 315	1 010	3 403 373	324 818	12 047	153	1 263 674
50	Durable goods -----	800	2 183 827	258 077	9 284	703	1 728 428	215 969	8 273	97	455 399
501	Motor vehicles and motor vehicle parts and supplies -----	106	185 772	23 433	961	105	(D)	(D)	FF	1	(D)
5012	Automobiles and other motor vehicles -----	17	56 227	2 223	101	17	56 227	2 223	101	1	-
5013	Motor vehicle supplies and new parts -----	65	104 168	15 959	701	64	(D)	(D)	FF	1	(D)
5014	Tires and tubes -----	8	(D)	(D)	BB	8	(D)	(D)	BB	-	-
5015	Motor vehicle parts, used -----	16	(D)	(D)	CC	16	(D)	(D)	CC	-	-
502	Furniture and homefurnishings -----	31	77 504	8 453	299	29	(D)	(D)	EE	2	(D)
5021	Furniture -----	12	(D)	(D)	BB	11	(D)	(D)	BB	1	(D)
5023	Homefurnishings -----	19	(D)	(D)	CC	18	48 370	5 159	206	1	(D)
503	Lumber and other construction materials -----	42	115 108	12 786	342	37	(D)	(D)	EE	5	(D)
5031	Lumber, plywood, millwork, and wood panels -----	11	19 993	1 595	56	10	(D)	(D)	BB	1	(D)
5032	Brick, stone, and related construction materials -----	10	47 339	6 174	110	8	(D)	(D)	CC	2	(D)
5033	Roofing, siding, and insulation materials -----	9	(D)	(D)	CC	8	(D)	(D)	CC	1	(D)
5039	Construction materials, n.e.c. -----	12	(D)	(D)	BB	11	(D)	(D)	BB	1	(D)
504	Professional and commercial equipment and supplies -----	105	456 613	59 636	1 735	86	241 618	30 928	1 118	19	214 995
5043	Photographic equipment and supplies -----	3	1 599	104	5	3	1 599	104	5	-	-
5044	Office equipment -----	25	118 588	18 119	509	22	71 598	9 474	304	3	46 990
5045	Computers and computer peripheral equipment and software -----	28	175 422	22 341	521	21	(D)	(D)	CC	7	(D)
5046	Commercial equipment, n.e.c. -----	15	58 858	7 327	242	14	(D)	(D)	CC	1	(D)
5047	Medical, dental, and hospital equipment and supplies -----	20	59 729	6 100	217	15	48 119	4 998	193	5	11 610
5048	Ophthalmic goods -----	5	(D)	(D)	BB	4	(D)	(D)	BB	1	(D)
5049	Professional equipment and supplies, n.e.c. -----	9	(D)	(D)	CC	7	(D)	(D)	CC	2	(D)
505	Metals and minerals, except petroleum -----	28	113 611	12 027	400	25	111 061	11 918	393	3	2 550
5051	Metals service centers and offices -----	27	(D)	(D)	EE	24	(D)	(D)	EE	3	2 550
5052	Coal and other minerals and ores -----	1	(D)	(D)	BB	1	(D)	(D)	BB	-	-
506	Electrical goods -----	68	188 988	19 720	647	56	121 354	15 177	531	12	67 634
5063	Electrical apparatus and equipment, wiring supplies, and construction materials -----	40	106 192	13 807	451	33	(D)	(D)	EE	7	(D)
5064	Electrical appliances, television and radio sets -----	7	(D)	(D)	BB	6	(D)	(D)	BB	1	(D)
5065	Electronic parts and equipment, n.e.c. -----	21	(D)	(D)	CC	17	(D)	(D)	CC	4	(D)
507	Hardware, and plumbing and heating equipment and supplies -----	61	102 555	13 499	462	56	95 378	13 199	451	5	7 177
5072	Hardware -----	23	(D)	(D)	CC	20	25 808	4 780	155	3	(D)
5074	Plumbing and heating equipment and supplies (hydronics) -----	23	51 007	6 440	225	23	51 007	6 440	225	-	-
5075	Warm air heating and air-conditioning equipment and supplies -----	11	(D)	(D)	BB	9	(D)	(D)	BB	2	(D)
5078	Refrigeration equipment and supplies -----	4	(D)	(D)	AA	4	(D)	(D)	AA	-	-
508	Machinery, equipment, and supplies -----	145	322 051	36 706	1 161	124	266 494	33 342	1 060	21	55 557
5082	Construction and mining (except petroleum) machinery and equipment -----	8	(D)	(D)	BB	8	(D)	(D)	BB	-	-
5083	Farm and garden machinery and equipment -----	3	(D)	(D)	AA	3	(D)	(D)	AA	-	-
5084	Industrial machinery and equipment -----	65	180 634	17 972	540	51	150 477	15 495	467	14	30 157
5085	Industrial supplies -----	42	78 696	12 121	383	40	(D)	(D)	EE	2	(D)
5087	Service establishment equipment and supplies -----	26	42 209	4 157	160	22	(D)	(D)	CC	4	(D)
5088	Transportation equipment and supplies, except motor vehicles -----	1	(D)	(D)	AA	-	-	-	-	1	(D)

Table 6. Summary Statistics for Counties With 200 Establishments or More: 1992 — Con.

[For meaning of abbreviations and symbols, see introductory text. For explanation of terms and comparability of 1987 and 1992 censuses, see appendix A. For information on geographic areas followed by ▲, see appendix F]

SIC code	Geographic area and kind of business	Estab-lish-ments (number)	Sales (\$1,000)	Annual payroll (\$1,000)	Paid employees for pay period including March 12 (number)	Merchant wholesalers			Other operating types		
						Estab-lish-ments (number)	Sales (\$1,000)	Annual payroll (\$1,000)	Paid employees for pay period including March 12 (number)	Estab-lish-ments (number)	Sales (\$1,000)
PROVIDENCE COUNTY — Con.											
50	Durable goods — Con.										
509	Miscellaneous durable goods	214	621 625	71 817	3 277	185	555 861	68 401	3 172	29	65 764
5091	Sporting and recreational goods and supplies	9	48 904	4 806	156	8	(D)	(D)	CC	1	(D)
5092	Toys and hobby goods and supplies	8	9 145	1 555	61	7	(D)	(D)	BB	1	(D)
5093	Scrap and waste materials	30	122 140	9 186	337	30	122 140	9 186	337	—	—
5094	Jewelry, watches, precious stones, and precious metals	142	425 308	54 203	2 639	122	382 158	53 103	2 583	20	43 150
5099	Durable goods, n.e.c.	25	16 128	2 067	84	18	(D)	(D)	BB	7	(D)
51	Nondurable goods	363	2 483 220	152 303	5 031	307	1 674 945	108 849	3 774	56	808 275
511	Paper and paper products	43	125 207	10 594	355	30	(D)	(D)	EE	13	(D)
5111	Printing and writing paper	5	46 172	3 512	79	4	(D)	(D)	BB	1	(D)
5112	Stationery and office supplies	25	29 374	3 584	165	17	(D)	(D)	CC	8	(D)
5113	Industrial and personal service paper	13	49 661	3 498	111	9	(D)	(D)	BB	4	(D)
512	Drugs, drug proprietaries, and druggists' sundries	10	69 731	3 390	118	7	(D)	(D)	BB	3	(D)
5122	Drugs, drug proprietaries, and druggists' sundries	10	69 731	3 390	118	7	(D)	(D)	BB	3	(D)
513	Apparel, piece goods, and notions	32	86 809	10 094	327	28	(D)	(D)	EE	4	(D)
5131	Piece goods, notions, and other dry goods	20	65 096	7 832	232	19	(D)	(D)	CC	1	(D)
5136	Men's and boys' clothing and furnishings	3	(D)	(D)	AA	2	(D)	(D)	AA	1	(D)
5137	Women's, children's, and infants' clothing and accessories	6	14 600	1 450	51	5	(D)	(D)	BB	1	(D)
5139	Footwear	3	(D)	(D)	BB	2	(D)	(D)	AA	1	(D)
514	Groceries and related products	122	908 606	64 255	2 370	112	753 131	36 222	1 515	10	155 475
5141	Groceries, general line	12	27 493	1 619	70	11	(D)	(D)	BB	1	(D)
5142	Packaged frozen foods	5	22 856	2 324	65	4	(D)	(D)	BB	1	(D)
5143	Dairy products, except dried or canned	9	(D)	(D)	CC	9	(D)	(D)	CC	—	—
5144	Poultry and poultry products	5	16 111	860	35	5	16 111	860	35	—	—
5145	Confectionery	9	44 547	2 530	94	8	(D)	(D)	BB	1	(D)
5146	Fish and seafoods	11	46 396	1 482	59	11	46 396	1 482	59	—	—
5147	Meats and meat products	11	357 523	12 319	486	11	357 523	12 319	486	—	—
5148	Fresh fruits and vegetables	20	129 239	7 007	325	19	(D)	(D)	EE	1	(D)
5149	Groceries and related products, n.e.c.	40	(D)	(D)	GG	34	(D)	(D)	CC	6	(D)
515	Farm-product raw materials	5	(D)	(D)	BB	5	(D)	(D)	BB	—	—
5153	Grain and field beans	4	(D)	(D)	AA	4	(D)	(D)	AA	—	—
5154	Livestock	—	—	—	—	—	—	—	—	—	—
5159	Farm-product raw materials, n.e.c.	1	(D)	(D)	AA	1	(D)	(D)	AA	—	—
516	Chemicals and allied products	44	200 528	19 529	531	33	135 906	15 975	437	11	64 622
5162	Plastics materials and basic forms and shapes	6	17 272	2 429	61	6	17 272	2 429	61	—	—
5169	Chemicals and allied products, n.e.c.	38	183 256	17 100	470	27	118 634	13 546	376	11	64 622
517	Petroleum and petroleum products	18	779 775	9 428	274	14	(D)	(D)	CC	4	(D)
5171	Petroleum bulk stations and terminals	12	764 949	8 820	246	9	(D)	(D)	CC	3	(D)
5172	Petroleum and petroleum products wholesalers, except bulk stations and terminals	6	14 826	608	28	5	(D)	(D)	BB	1	(D)
518	Beer, wine, and distilled alcoholic beverages	8	136 481	15 554	328	8	136 481	15 554	328	—	—
5181	Beer and ale	4	(D)	(D)	CC	4	(D)	(D)	CC	—	—
5182	Wine and distilled alcoholic beverages	4	(D)	(D)	CC	4	(D)	(D)	CC	—	—
519	Miscellaneous nondurable goods	81	(D)	(D)	FF	70	104 952	17 086	666	11	(D)
5191	Farm supplies	13	10 217	1 613	78	11	(D)	(D)	BB	2	(D)
5192	Books, periodicals, and newspapers	7	20 796	1 996	81	6	(D)	(D)	BB	1	(D)
5193	Flowers, nursery stock, and florists' supplies	6	23 114	3 360	157	5	(D)	(D)	CC	1	(D)
5194	Tobacco and tobacco products	5	(D)	(D)	AA	5	(D)	(D)	AA	—	—
5198	Paints, varnishes, and supplies	7	4 420	952	42	6	(D)	(D)	BB	1	(D)
5199	Nondurable goods, n.e.c.	43	106 071	10 984	334	37	50 699	9 334	319	6	55 372

Table 7. Summary Statistics for Metropolitan Areas: 1992

[For meaning of abbreviations and symbols, see introductory text. For explanation of terms and comparability of 1987 and 1992 censuses, see appendix A. For definitions of CMSA's, MSA's, and PMSA's, see appendix D]

SIC code	Geographic area and kind of business	Estab-lish-ments (number)	Sales (\$1,000)	Annual payroll (\$1,000)	Paid employees for pay period including March 12 (number)	Merchant wholesalers				Other operating types	
						Estab-lish-ments (number)	Sales (\$1,000)	Annual payroll (\$1,000)	Paid employees for pay period including March 12 (number)	Estab-lish-ments (number)	Sales (\$1,000)
NEW LONDON-NORWICH, CT-RI MSA											
	Wholesale trade	331	839 586	84 560	2 903	292	590 898	73 618	2 487	39	248 688
50	Durable goods	227	426 380	46 562	1 653	201	304 939	42 229	1 511	26	121 441
501	Motor vehicles and motor vehicle parts and supplies	39	42 813	6 525	269	38	(D)	(D)	EE	1	(D)
502	Furniture and homefurnishings	7	(D)	(D)	BB	5	(D)	(D)	BB	2	(D)
503	Lumber and other construction materials	7	10 667	1 250	44	6	(D)	(D)	BB	1	(D)
504	Professional and commercial equipment and supplies	33	39 551	5 948	261	27	24 599	4 492	187	6	14 952
505	Metals and minerals, except petroleum	5	(D)	(D)	AA	2	(D)	(D)	AA	3	(D)
506	Electrical goods	29	60 085	7 238	218	27	(D)	(D)	CC	2	(D)
507	Hardware, and plumbing and heating equipment and supplies	22	53 888	6 513	185	19	(D)	(D)	CC	3	(D)
508	Machinery, equipment, and supplies	54	117 057	12 123	403	48	92 870	10 975	375	6	24 187
509	Miscellaneous durable goods	31	(D)	(D)	CC	29	(D)	(D)	CC	2	(D)
51	Nondurable goods	104	413 206	37 998	1 250	91	285 959	31 389	976	13	127 247
511	Paper and paper products	16	(D)	(D)	CC	16	(D)	(D)	CC	-	-
512	Drugs, drug proprietaries, and druggists' sundries	2	(D)	(D)	BB	2	(D)	(D)	BB	-	-
513	Apparel, piece goods, and notions	5	28 353	1 167	38	4	(D)	(D)	BB	1	(D)
514	Groceries and related products	23	(D)	(D)	EE	20	(D)	(D)	EE	3	(D)
515	Farm-product raw materials	3	(D)	(D)	AA	2	(D)	(D)	AA	1	(D)
516	Chemicals and allied products	10	25 208	2 615	66	8	(D)	(D)	BB	2	(D)
517	Petroleum and petroleum products	13	96 353	5 527	158	12	(D)	(D)	CC	1	(D)
518	Beer, wine, and distilled alcoholic beverages	6	43 728	6 283	136	6	43 728	6 283	136	-	(D)
519	Miscellaneous nondurable goods	26	(D)	(D)	EE	21	(D)	(D)	CC	5	(D)
PROVIDENCE-FALL RIVER-WARWICK, RI-MA MSA											
	Wholesale trade	1 975	7 472 870	615 544	21 850	1 717	4 969 884	475 271	17 968	258	2 502 986
50	Durable goods	1 319	3 796 549	390 627	14 067	1 145	2 627 575	311 362	11 847	174	1 168 974
501	Motor vehicles and motor vehicle parts and supplies	191	339 797	38 612	1 683	187	317 222	37 850	1 632	4	22 575
5012	Automobiles and other motor vehicles	33	133 170	7 884	319	32	(D)	(D)	EE	1	(D)
5013	Motor vehicle supplies and new parts	113	167 900	23 669	1 113	111	(D)	(D)	GG	2	(D)
5014	Tires and tubes	12	17 749	1 853	77	11	(D)	(D)	BB	1	(D)
5015	Motor vehicle parts, used	33	20 978	5 206	174	33	20 978	5 206	174	-	-
502	Furniture and homefurnishings	50	160 114	15 039	585	46	138 986	14 464	572	4	21 128
5021	Furniture	15	23 894	3 456	99	14	(D)	(D)	BB	1	(D)
5023	Homefurnishings	35	136 220	11 583	486	32	(D)	(D)	EE	3	(D)
503	Lumber and other construction materials	76	240 778	22 969	735	68	203 838	20 676	649	8	36 940
5031	Lumber, plywood, millwork, and wood panels	32	128 817	9 128	326	29	(D)	(D)	EE	3	(D)
5032	Brick, stone, and related construction materials	17	50 715	6 581	134	15	(D)	(D)	CC	2	(D)
5033	Roofing, siding, and insulation materials	10	(D)	(D)	CC	9	(D)	(D)	CC	1	(D)
5039	Construction materials, n.e.c.	17	(D)	(D)	CC	15	(D)	(D)	BB	2	(D)
504	Professional and commercial equipment and supplies	174	635 144	76 870	2 273	146	316 725	43 726	1 565	28	318 419
5043	Photographic equipment and supplies	3	1 599	104	5	3	1 599	104	5	-	-
5044	Office equipment	38	130 026	20 766	617	35	83 036	12 121	412	3	46 990
5045	Computers and computer peripheral equipment and software	52	210 764	26 639	661	42	52 763	6 911	255	10	158 001
5046	Commercial equipment, n.e.c.	25	67 913	9 025	290	23	(D)	(D)	EE	2	(D)
5047	Medical, dental, and hospital equipment and supplies	35	176 505	13 095	390	27	(D)	(D)	EE	8	(D)
5048	Ophthalmic goods	7	14 866	2 325	100	6	(D)	(D)	BB	1	(D)
5049	Professional equipment and supplies, n.e.c.	14	33 471	4 916	210	10	(D)	(D)	CC	4	(D)
505	Metals and minerals, except petroleum	45	250 463	19 388	646	37	206 837	16 984	569	8	43 626
5051	Metals service centers and offices	44	(D)	(D)	FF	36	(D)	(D)	FF	8	43 626
5052	Coal and other minerals and ores	1	(D)	(D)	BB	1	(D)	(D)	BB	-	-
506	Electrical goods	129	326 717	31 258	1 038	103	220 103	25 410	887	26	106 614
5063	Electrical apparatus and equipment, wiring supplies, and construction materials	63	168 221	19 382	632	52	131 878	16 155	549	11	36 343
5064	Electrical appliances, television and radio sets	11	47 100	2 544	83	10	(D)	(D)	BB	1	(D)
5065	Electronic parts and equipment, n.e.c.	55	111 396	9 332	323	41	(D)	(D)	EE	14	(D)
507	Hardware, and plumbing and heating equipment and supplies	101	490 979	38 948	1 208	91	(D)	(D)	FF	10	(D)
5072	Hardware	33	359 111	22 069	640	29	(D)	(D)	CC	4	(D)
5074	Plumbing and heating equipment and supplies (hydronics)	42	103 260	13 830	456	40	(D)	(D)	EE	2	(D)
5075	Warm air heating and air-conditioning equipment and supplies	19	(D)	(D)	BB	15	18 557	2 149	(D)	4	(D)
5078	Refrigeration equipment and supplies	7	(D)	(D)	BB	7	(D)	(D)	BB	-	-

WHOLESALE TRADE—GEOGRAPHIC AREA SERIES

RHODE ISLAND RI-21

Table 7. Summary Statistics for Metropolitan Areas: 1992 – Con.

[For meaning of abbreviations and symbols, see introductory text. For explanation of terms and comparability of 1987 and 1992 censuses, see appendix A. For definitions of CMSA's, MSA's, and PMSA's, see appendix D]

SIC code	Geographic area and kind of business	Estab-lish-ments (number)	Sales (\$1,000)	Annual payroll (\$1,000)	Paid employees for pay period including March 12 (number)	Merchant wholesalers			Other operating types		
						Estab-lish-ments (number)	Sales (\$1,000)	Annual payroll (\$1,000)	Paid employees for pay period including March 12 (number)	Estab-lish-ments (number)	Sales (\$1,000)
PROVIDENCE-FALL RIVER-WARWICK, RI-MA MSA—Con.											
50	Durable goods—Con.										
508	Machinery, equipment, and supplies	249	474 805	53 716	1 739	211	387 860	47 893	1 569	38	86 945
5082	Construction and mining (except petroleum) machinery and equipment	12	33 763	4 256	144	12	33 763	4 256	144	—	—
5083	Farm and garden machinery and equipment	10	10 561	1 230	60	10	10 561	1 230	60	—	—
5084	Industrial machinery and equipment	113	264 202	26 818	809	88	209 670	22 444	684	25	54 532
5085	Industrial supplies	66	104 828	15 009	473	59	97 077	14 417	453	7	7 751
5087	Service establishment equipment and supplies	44	51 672	5 485	222	39	(D)	(D)	CC	5	(D)
5088	Transportation equipment and supplies, except motor vehicles	4	9 779	918	31	3	(D)	(D)	BB	1	(D)
509	Miscellaneous durable goods	304	877 752	93 827	4 160	256	(D)	(D)	HH	48	(D)
5091	Sporting and recreational goods and supplies	20	127 595	10 549	397	17	(D)	(D)	EE	3	(D)
5092	Toys and hobby goods and supplies	13	12 848	2 136	100	12	(D)	(D)	BB	1	(D)
5093	Scrap and waste materials	49	154 117	14 109	494	49	154 117	14 109	494	—	—
5094	Jewelry, watches, precious stones, and precious metals	181	550 408	64 138	3 053	150	421 635	57 065	2 698	31	128 773
5099	Durable goods, n.e.c.	41	32 784	2 895	116	28	(D)	(D)	BB	13	(D)
51	Nondurable goods	656	3 676 321	224 917	7 783	572	2 342 309	163 909	6 121	84	1 334 012
511	Paper and paper products	78	200 401	18 539	787	63	139 415	14 772	670	15	60 986
5111	Printing and writing paper	11	49 514	4 085	96	10	(D)	(D)	BB	1	(D)
5112	Stationery and office supplies	46	77 342	9 240	480	36	(D)	(D)	EE	10	(D)
5113	Industrial and personal service paper	21	73 545	5 214	211	17	(D)	(D)	CC	4	(D)
512	Drugs, drug proprietaries, and druggists' sundries	18	86 336	4 376	149	14	14 260	2 406	98	4	72 076
5122	Drugs, drug proprietaries, and druggists' sundries	18	86 336	4 376	149	14	14 260	2 406	98	4	72 076
513	Apparel, piece goods, and notions	59	256 253	19 352	474	51	95 111	11 128	359	8	161 142
5131	Piece goods, notions, and other dry goods	28	78 962	8 381	264	25	(D)	(D)	CC	3	(D)
5136	Men's and boys' clothing and furnishings	9	(D)	(D)	BB	8	(D)	(D)	AA	1	(D)
5137	Women's, children's, and infants' clothing and accessories	17	24 870	2 589	94	15	(D)	(D)	BB	2	(D)
5139	Footwear	5	(D)	(D)	BB	3	(D)	(D)	AA	2	(D)
514	Groceries and related products	237	1 344 616	90 107	3 523	218	1 070 639	58 207	2 514	19	273 977
5141	Groceries, general line	18	36 260	2 582	121	17	(D)	(D)	CC	1	(D)
5142	Packaged frozen foods	17	96 139	5 054	124	16	(D)	(D)	CC	1	(D)
5143	Dairy products, except dried or canned	14	39 945	4 365	227	13	(D)	(D)	CC	1	(D)
5144	Poultry and poultry products	5	16 111	860	35	5	16 111	860	35	—	—
5145	Confectionery	14	49 372	2 932	116	13	(D)	(D)	CC	1	(D)
5146	Fish and seafoods	63	244 800	14 128	650	62	(D)	(D)	FF	1	(D)
5147	Meats and meat products	22	426 136	14 091	554	19	(D)	(D)	FF	3	(D)
5148	Fresh fruits and vegetables	26	138 851	7 985	393	25	(D)	(D)	EE	1	(D)
5149	Groceries and related products, n.e.c.	58	297 002	38 110	1 303	48	105 716	8 147	347	10	191 286
515	Farm-product raw materials	9	11 374	594	32	8	(D)	(D)	BB	1	(D)
5153	Grain and field beans	6	5 424	516	28	6	5 424	516	28	—	—
5154	Livestock	1	(D)	(D)	AA	1	(D)	(D)	AA	—	—
5159	Farm-product raw materials, n.e.c.	2	(D)	(D)	AA	1	(D)	(D)	AA	1	(D)
516	Chemicals and allied products	71	322 799	28 563	759	55	197 424	22 687	607	16	125 375
5162	Plastics materials and basic forms and shapes	15	68 830	5 230	145	13	(D)	(D)	CC	2	(D)
5169	Chemicals and allied products, n.e.c.	56	253 969	23 333	614	42	(D)	(D)	EE	14	(D)
517	Petroleum and petroleum products	31	1 008 402	15 764	470	26	443 204	8 994	316	5	565 198
5171	Petroleum bulk stations and terminals	21	(D)	(D)	EE	17	(D)	(D)	CC	4	(D)
5172	Petroleum and petroleum products wholesalers, except bulk stations and terminals	10	(D)	(D)	BB	9	(D)	(D)	BB	1	(D)
518	Beer, wine, and distilled alcoholic beverages	16	181 673	18 700	429	16	181 673	18 700	429	—	—
5181	Beer and ale	7	107 244	12 139	263	7	107 244	12 139	263	—	—
5182	Wine and distilled alcoholic beverages	9	74 429	6 561	166	9	74 429	6 561	166	—	—
519	Miscellaneous nondurable goods	137	264 467	28 922	1 160	121	(D)	(D)	GG	16	(D)
5191	Farm supplies	27	18 045	2 784	135	25	(D)	(D)	CC	2	(D)
5192	Books, periodicals, and newspapers	13	32 861	3 329	153	12	(D)	(D)	CC	1	(D)
5193	Flowers, nursery stock, and florists' supplies	10	41 926	7 010	276	9	(D)	(D)	EE	1	(D)
5194	Tobacco and tobacco products	6	(D)	(D)	BB	6	(D)	(D)	BB	—	—
5198	Paints, varnishes, and supplies	12	9 191	1 456	67	9	(D)	(D)	BB	3	(D)
5199	Nondurable goods, n.e.c.	69	(D)	(D)	EE	60	(D)	(D)	EE	9	(D)

Table 8. Summary Statistics for the Area Outside Metropolitan Areas: 1992

[For meaning of abbreviations and symbols, see introductory text. For explanation of terms and comparability of 1987 and 1992 censuses, see appendix A. For definitions of CMSA's, MSA's, and PMSA's, see appendix D]

SIC code	Kind of business	Estab-lish-ments (number)	Sales (\$1,000)	Annual payroll (\$1,000)	Paid employees for pay period including March 12 (number)	Merchant wholesalers				Other operating types	
						Estab-lish-ments (number)	Sales (\$1,000)	Annual payroll (\$1,000)	Paid employees for pay period including March 12 (number)	Estab-lish-ments (number)	Sales (\$1,000)
	Wholesale trade -----	64	121 403	13 909	412	55	(D)	(D)	EE	9	(D)
50	Durable goods -----	42	63 839	11 185	318	37	(D)	(D)	EE	5	(D)
501	Motor vehicles and motor vehicle parts and supplies -----	6	(D)	(D)	BB	6	(D)	(D)	BB	-	-
502	Furniture and homefurnishings -----	3	(D)	(D)	AA	3	(D)	(D)	AA	-	-
503	Lumber and other construction materials -----	1	(D)	(D)	AA	1	(D)	(D)	AA	-	-
504	Professional and commercial equipment and supplies -----	3	(D)	(D)	CC	3	(D)	(D)	CC	-	-
505	Metals and minerals, except petroleum -----	-	-	-	-	-	-	-	-	-	-
506	Electrical goods -----	6	10 421	2 120	63	6	10 421	2 120	63	-	-
507	Hardware, and plumbing and heating equipment and supplies -----	5	(D)	(D)	AA	4	(D)	(D)	AA	1	(D)
508	Machinery, equipment, and supplies -----	12	(D)	(D)	BB	8	(D)	(D)	BB	4	(D)
509	Miscellaneous durable goods -----	6	(D)	(D)	BB	6	(D)	(D)	BB	-	-
51	Nondurable goods -----	22	57 564	2 724	94	18	(D)	(D)	BB	4	(D)
511	Paper and paper products -----	2	(D)	(D)	AA	2	(D)	(D)	AA	-	-
512	Drugs, drug proprietaries, and druggists' sundries -----	-	-	-	-	-	-	-	-	-	-
513	Apparel, piece goods, and notions -----	3	2 332	126	6	2	(D)	(D)	AA	1	(D)
514	Groceries and related products -----	11	(D)	(D)	BB	11	(D)	(D)	BB	-	-
515	Farm-product raw materials -----	-	-	-	-	-	-	-	-	-	-
516	Chemicals and allied products -----	1	(D)	(D)	AA	-	-	-	-	1	(D)
517	Petroleum and petroleum products -----	1	(D)	(D)	AA	1	(D)	(D)	AA	-	-
518	Beer, wine, and distilled alcoholic beverages -----	-	-	-	-	-	-	-	-	-	-
519	Miscellaneous nondurable goods -----	4	(D)	(D)	AA	2	(D)	(D)	AA	2	(D)

Table 9. Places With 2,500 Inhabitants or More Ranked by Volume of Sales: 1992

[For meaning of abbreviations and symbols, see introductory text. For explanation of terms and comparability of 1987 and 1992 censuses, see appendix A. For information on geographic areas followed by ▲, see appendix F]

Geographic area	Rank ¹	Sales (\$1,000)	Cumulative		Geographic area	Rank ¹	Sales (\$1,000)	Cumulative	
			Sales (\$1,000)	Percent of State total				Sales (\$1,000)	Percent of State total
Rhode Island -----	(X)	6 648 064	6 648 064	100.0	Rhode Island — Con.				
Providence -----	1	1 829 664	1 829 664	27.5	North Providence town -----	15	93 936	6 027 358	90.7
East Providence -----	2	848 482	2 678 146	40.3	Newport -----	16	90 345	6 117 703	92.0
Cranston -----	3	760 316	3 438 462	51.7	Cumberland town -----	17	77 044	6 194 747	93.2
Warwick -----	4	741 382	4 179 844	62.9	Burrillville town -----	18	40 392	6 235 139	93.8
East Greenwich town -----	5	470 460	4 650 304	69.9	Bristol town -----	19	39 194	6 274 333	94.4
Pawtucket -----	6	311 739	4 962 043	74.6	Central Falls -----	20	37 414	6 311 747	94.9
Lincoln town -----	7	200 431	5 162 474	77.7	Barrington town -----	21	30 752	6 342 499	95.4
Woonsocket -----	8	148 796	5 311 270	79.9	South Kingstown town -----	22	30 241	6 372 740	95.9
West Warwick town -----	9	109 165	5 420 435	81.5	Coventry town -----	23	21 794	6 394 534	96.2
North Kingstown town -----	10	106 577	5 527 012	83.1	Tiverton town -----	24	20 451	6 414 985	96.5
North Smithfield town -----	11	104 367	5 631 379	84.7	Portsmouth town -----	25	16 113	6 431 098	96.7
Narragansett town -----	12	103 943	5 735 322	86.3	Warren town -----	26	11 971	6 443 069	96.9
Smithfield town -----	13	99 841	5 835 163	87.8	Middletown town -----	(X)	(D)	(X)	(X)
Johnston town -----	14	98 259	5 933 422	89.3	Westerly town -----	(X)	(D)	(X)	(X)

¹Places with suppressed sales (if applicable) are listed at end of table rather than by rank to avoid disclosing data for individual companies.

Table 10. Counties Ranked by Volume of Sales: 1992

[For meaning of abbreviations and symbols, see introductory text. For explanation of terms and comparability of 1987 and 1992 censuses, see appendix A. For information on geographic areas followed by ▲, see appendix F]

Geographic area	Rank ¹	Sales (\$1,000)	Cumulative		Geographic area	Rank ¹	Sales (\$1,000)	Cumulative	
			Sales (\$1,000)	Percent of State total				Sales (\$1,000)	Percent of State total
Rhode Island -----	(X)	6 648 064	6 648 064	100.0	Rhode Island —Con.				
Providence -----	1	4 667 047	4 667 047	70.2	Newport -----	4	149 235	6 566 147	98.8
Kent -----	2	1 433 012	6 100 059	91.8	Bristol -----	5	81 917	6 648 064	100.0
Washington -----	3	316 853	6 416 912	96.5					

¹Counties with suppressed sales (if applicable) are listed at end of table rather than by rank to avoid disclosing data for individual companies.

Appendix A.

General Explanation

CENSUS COVERAGE AND METHODOLOGY

Structure and method of enumeration. All wholesale firms that had at least one quarter of payroll in 1992 were included in the census of wholesale trade and were mailed either a regular census form or a short form designed to collect basic data and classification information only. The coverage and the method of obtaining census information from each follow:

1. Large companies, i.e., all multiunit firms and all single unit firms above the payroll size cutoff established to separate large from small employers, and a 10-percent sample of the small employers were mailed the appropriate 1992 Census of Distributive Trades establishment report forms. Although the payroll cutoff varied by kind of business, small employers generally included firms with one to three employees and represented about 10 percent of total wholesale sales. For the large companies, a report of company organization is conducted periodically to identify firms which operated establishments at more than one location and to obtain information on payroll and mid-March employment at each location. The 1991 Report of Company Organization was used as a coverage check in the census. In the 1992 Census, all multiestablishment firms were asked to notify the Census Bureau of any establishments for which a form was not received. Report forms were subsequently provided to the firms for these establishments.
2. Small companies other than those included in the 10-percent sample described above were mailed the short forms, which did not include questions on sales by commodity lines and employment by principal activity.

Method of classifying kinds of business. Establishments receiving the regular census forms were classified on the basis of their answers to questions on sales by commodity lines and other inquiries. Those that received short forms were classified on the basis of their self-designation and answers to other inquiries.

COMPARABILITY OF THE 1987 AND 1992 CENSUSES

The 1987 and 1992 censuses were conducted under similar conditions and procedures except for the following:

Classifications. In both 1992 and 1987, classifications are based on the *1987 Standard Industrial Classification (SIC) Manual*.¹ As a result of a later clarification in 1992, the sale of industrial controls has been classified in electrical apparatus and equipment, wiring supplies, and construction materials (SIC 5063) as it was in 1982 and all previous censuses. In 1987, the sale of industrial controls was classified in industrial machinery and equipment (SIC 5084).

Geographic areas. The boundaries of a number of areas for which data are shown in the 1992 census are not the same as in the 1987 census because of annexations; other boundary changes; and redefinitions of metropolitan statistical areas (MSA's), primary metropolitan statistical areas (PMSA's), and consolidated metropolitan statistical areas (CMSA's).² In addition, data for consolidated cities are included in the 1992 census.

Data for special economic urban areas (SEUA's) with 10,000 inhabitants or more in Michigan, Minnesota, New York, and Wisconsin qualified for publication in the 1992 census. This included townships in Michigan and Minnesota and towns in New York and Wisconsin. However, Minnesota did not have any townships that met the publication criteria.

EXPLANATION OF TERMS

Establishments. An establishment is a single physical location at which business is conducted. It is not necessarily identical with a company or enterprise, which may consist of one establishment or more. Census of wholesale trade figures represent a summary of reports for individual establishments rather than companies. For cases where a census report was received, separate information was obtained for each location where business was conducted. When administrative records of other Federal agencies were used instead of a census report, no information was available on the number of locations operated. Estimates of this number were derived from a sample and are provided in the wholesale trade report, *Miscellaneous*

¹*Standard Industrial Classification Manual: 1987.* For sale by Superintendent of Documents, U.S. Government Printing Office, Washington, DC 20402. Stock No. 041-001-00314-2.

²Newly defined metropolitan areas (MA's) were announced by the Office of Management and Budget (OMB) effective June 30, 1993.

Subjects (WC92-S-4). Each wholesale establishment was tabulated according to the physical location at which the business was conducted. The count of establishments represents the number in business at any time during 1992. Appendix G provides a comparison of the number of establishments active any time during the year versus the number in business at the end of the year.

When two activities or more were carried on at a single location under a single ownership, all activities generally were grouped together as a single establishment. The entire establishment was classified on the basis of its major activity and all data for it were included in that classification. However, when distinct and separate economic activities (for which different industry classification codes were appropriate) were conducted at a single location under a single ownership, and when conditions prescribed by the SIC manual for recognizing the existence of more than one establishment were met, separate establishment reports for each of the different activities were obtained in the census.

Firms. A firm is a business organization or entity consisting of one domestic establishment (location) or more under common ownership or control. All establishments of subsidiary firms are included as part of the owning or controlling firm. For the economic census, the terms "firm" and "company" are synonymous.

Sales. Sales include merchandise sold for cash or credit at wholesale and retail by establishments primarily engaged in wholesale trade; receipts from rental or leasing of vehicles, equipment, instruments, tools, etc.; receipts for delivery, installation, maintenance, repair, alteration, storage, and other services; and gasoline, liquor, tobacco, and other excise taxes which are paid by the manufacturer and passed on to the wholesaler.

Sales are net after deductions for refunds and allowances for merchandise returned by customers. Trade-in allowances are not deducted from total sales. Total sales do not include carrying or other credit charges; sales (or other) taxes collected from customers and forwarded to taxing authorities; and nonoperating income from such sources as investments, rental or sale of real estate, etc.

Sales in this report do not include wholesale sales made by manufacturers, retailers, service establishments, or other businesses whose primary activity is other than wholesale trade. They do include receipts other than from the sale of merchandise at wholesale, e.g., service receipts, retail sales, etc., by establishments primarily engaged in wholesale trade.

Sales figures include sales of all establishments in business at any time during the year. Sales shown for agents and brokers represented the value of the goods involved in the transactions rather than the commissions received or earnings.

Annual payroll. Payroll includes all forms of compensation such as salaries, wages, commissions, bonuses, vacation allowances, sick-leave pay, employee contributions to

qualified pension plans, and the value of payments in kind (e.g., free meals and lodgings) paid during the year to all employees. For corporations, payroll includes amounts paid to officers and executives; for unincorporated businesses, it does not include profit or other compensation of proprietors or partners. Payroll is reported before deductions for social security, income tax, insurance, union dues, etc. This definition of payroll is the same as that used on Internal Revenue Service (IRS) form 941.

First quarter payroll. This item consists of payroll, as defined above, paid to persons employed at any time during the quarter January to March 1992.

Paid employees for pay period including March 12. Paid employees consist of the full- and part-time employees, including salaried officers and executives of corporations, who were on the payroll during the pay period including March 12. Included are employees on paid sick leave, paid holidays, and paid vacations; not included are proprietors and partners of unincorporated businesses. The definition of paid employees is the same as that used on IRS form 941.

1992 and 1991 inventories. Inventories consist of stocks of merchandise for sale at the end of 1992 and 1991. They were reported on an ownership basis; all merchandise owned by reporting establishments is included, even though some may be held by others for sale on consignment. Goods held by the reporting establishment, but owned by others, are not included. Data for 1992 and 1991 inventories LIFO composition are published in the 1992 Census of Wholesale Trade report, *Miscellaneous Subjects (WC92-S-4)*.

Operating expenses. Operating expenses include payroll as well as overhead expenses of the establishment. They do not include the cost of goods sold; income or excise taxes; or withdrawals by proprietors or partners of unincorporated businesses.

Auxiliary establishments. Each company included in this census was asked to identify and separately report auxiliary locations whose primary functions were to manage, administer, service, or support the activities of the other establishments of the company. Data presented in this report do not include auxiliary establishments. Data for auxiliaries are presented in a subsequent report issued as part of the 1992 Enterprise Statistics reports.

KIND-OF-BUSINESS CLASSIFICATIONS

Wholesale trade, major groups 50 and 51 in the 1987 SIC manual, includes establishments primarily engaged in selling merchandise to retailers; to industrial, commercial, institutional, farm, or professional business users; or to other wholesalers; or acting as agents or brokers in buying merchandise for or selling merchandise to such persons or companies.

The principal types of establishments included are:

1. Merchant wholesalers who take title to the goods they sell, such as wholesale merchants or jobbers, industrial distributors, voluntary group wholesalers, drop shippers, retailer cooperative warehouses, terminal elevators, and cooperative buying associations.
2. Manufacturers' sales branches and offices (but not retail stores) maintained by manufacturing or mining enterprises apart from their plants or mines for the purpose of marketing their products. Sales branches and offices located at plants are included when separate records are available.
3. Agents, brokers, and commission merchants who buy or sell products owned by others on a commission or agency basis.

Establishments primarily engaged in the wholesale distribution of used products are classified on the basis of the product sold. Establishments primarily engaged in selling merchandise to contractors are included in wholesale trade, with the exception of lumber yards and paint, glass, and wallpaper stores. These exceptions are classified in retail trade if they consider themselves retail, sell to the general public, and their sales to contractors and the general public is more than half their total sales.

Establishments covered by the census were assigned kind-of-business classifications according to the industry classifications defined in the 1987 SIC manual. When a more detailed classification than defined in the SIC manual was needed, additional kinds-of-business were identified within an SIC industry.

Kind-of-business classifications are not interchangeable with commodity classifications, because most businesses sell several kinds of commodities. The kind-of-business code assigned generally reflects either the individual commodity or the commodity group which is the primary source of the establishment's receipts, or some mixture of commodities which characterizes the establishment's business. Thus, the classification of establishments by kind of business does not make it possible to determine either the number of establishments handling a particular commodity or the sales of that commodity. For example, the groceries and related products classification excludes establishments selling food if the sale of food is not the primary source of receipts; moreover, even though establishments are classified as groceries and related products, some of their receipts may be derived from the sale of nonfood products. Information on the extent to which commodities are handled by different kinds of business is available in the 1992 Census of Wholesale Trade report, *Commodity Line Sales* (WC92-S-3). Descriptions of the 1992 Census of Wholesale Trade kind-of-business classifications follow:

Durable Goods (SIC Major Group 50)

This major group includes establishments primarily engaged in the wholesale distribution of durable goods.

Motor vehicles and motor vehicle parts and supplies (SIC 501)

Automobiles and other motor vehicles (SIC 5012). Establishments primarily engaged in the wholesale distribution of new and used passenger automobiles, trucks, trailers, and other motor vehicles, including motorcycles, motor homes, and snowmobiles. Automobile distributors primarily engaged in selling at retail to individual customers for personal use, and also selling a limited amount of new and used passenger automobiles and trucks at wholesale, are classified in Retail Trade, Industry 5511.

SIC 5012 is subdivided in some tables into—

1. Automobile, light trucks, motorcycles, busses and recreational vehicles.
 - a. Automobiles and motorcycles.
 - b. Buses and recreational vehicles.
 - c. Light trucks and vans (14,000 lb or less).
2. Medium and heavy trucks and tractors (over 14,000 lb).
 - a. Medium trucks (14,001 to 26,000 lb).
 - b. Heavy trucks and tractors (over 26,000 lb).

Motor vehicle supplies and new parts (SIC 5013). Establishments primarily engaged in the wholesale distribution of motor vehicle supplies, accessories, tools, and equipment; and new motor vehicle parts.

SIC 5013 is subdivided in some tables into—

1. Motor vehicle supplies and new parts—warehouse distributors.
2. Motor vehicle supplies and new parts—jobbers.
3. Petroleum products marketing equipment.

Tires and tubes (SIC 5014). Establishments primarily engaged in the wholesale distribution of tires and tubes for passenger and commercial vehicles.

Motor vehicle parts, used (SIC 5015). Establishments primarily engaged in the wholesale distribution at wholesale or retail of used motor vehicle parts. This industry includes establishments primarily engaged in dismantling motor vehicles for the purpose of selling parts. Establishments primarily engaged in dismantling motor vehicles for scrap are classified in Industry 5093.

Furniture and homefurnishings (SIC 502)

Furniture (SIC 5021). Establishments primarily engaged in the wholesale distribution of furniture, including bedsprings, mattresses, and other household furniture; office furniture;

and furniture for public parks and buildings. Establishments primarily engaged in the wholesale distribution of partitions, shelving, lockers, and store fixtures are classified in Industry 5046.

SIC 5021 is subdivided in some tables into—

1. Household and lawn furniture.
2. Office and business furniture.

Homefurnishings (SIC 5023). Establishments primarily engaged in the wholesale distribution of homefurnishings and housewares, including antiques; china; glassware and earthenware; lamps (including electric), curtains and draperies; linens and towels; and carpets, linoleum, and all other types of hard and soft surface floor coverings. Establishments primarily engaged in the wholesale distribution of other electrical household goods are classified in Industry 5064, and those distributing precious metal flatware are classified in Industry 5094.

SIC 5023 is subdivided in some tables into—

1. Household china, glassware, and crockery.
2. Linens, domestics, draperies, and curtains.
3. Floor coverings.
4. Other homefurnishings.

Lumber and other construction materials (SIC 503)

Lumber, plywood, millwork and wood panels (SIC 5031). Establishments, with or without yards, primarily engaged in the wholesale distribution of rough, dressed, and finished lumber (but not timber); plywood; reconstituted wood fiber products; doors and windows and their frames (all materials); wood fencing; and other wood or metal millwork.

SIC 5031 is subdivided in some tables into—

1. Lumber—without yard.
2. Lumber—with yard.
3. Plywood, millwork, and wood panels

Brick, stone, and related construction materials (SIC 5032). Establishments primarily engaged in the wholesale distribution of stone, cement, lime construction sand, and gravel; brick (except refractory); asphalt and concrete mixtures; and concrete, stone, and structural clay products (other than refractories). Distributors of industrial sand and of refractory materials are classified in Industry 5085. Establishments primarily engaged in producing ready-mixed concrete are classified in Manufacturing, Industry 3273.

SIC 5032 is subdivided in some tables into—

1. Brick, block, tile, clay/cement sewer pipe.
2. Sand, gravel, and stone.
3. Cement, lime, and related products.

Roofing, siding, and insulation materials (SIC 5033). Establishments primarily engaged in the wholesale distribution of roofing, siding (except wood), and insulation materials.

Construction materials, n.e.c. (SIC 5039). Establishments primarily engaged in the wholesale distribution of mobile homes and of construction materials, not elsewhere classified, including prefabricated buildings and glass. Establishments selling construction materials to the general public and known as retail in the trade are classified in Retail Trade, Industry 5211. Establishments primarily engaged in marketing heavy structural metal products are classified in Industry 5051.

SIC 5039 is subdivided in some tables into—

1. Flat glass and other construction glass.
2. Other construction materials.

Professional and commercial equipment and supplies (SIC 504)

Photographic equipment and supplies (SIC 5043). Establishments primarily engaged in the wholesale distribution of photographic equipment and supplies. Establishments primarily engaged in the wholesale distribution of photocopy, microfilm, and similar equipment are classified in Industry 5044.

Office equipment (SIC 5044). Establishments primarily engaged in the wholesale distribution of office machines and related equipment, including photocopy and microfilm equipment, and safes and vaults. These establishments frequently also sell office supplies. However, establishments primarily engaged in wholesaling most office supplies are classified in Industry Group 511. Establishments primarily engaged in wholesaling office furniture are classified in Industry 5021; and those wholesaling computers and peripheral equipment are classified in Industry 5045.

Computers and computer peripheral equipment and software (SIC 5045). Establishments primarily engaged in the wholesale distribution of computers, computer peripheral equipment, and computer software. These establishments frequently may sell related supplies, but establishments primarily engaged in wholesaling supplies are classified according to the individual product (for example, computer paper in Industry 5112). Establishments primarily engaged in the wholesale distribution of modems and other electronic communications equipment are classified in Industry 5065. Establishments primarily engaged in selling computers and computer peripheral equipment and software for other than business or professional use are classified in Retail Trade, Industry 5734.

SIC 5045 is subdivided in some tables into—

1. Computers and peripheral equipment (selling primarily to business customers).

- a. Computers and peripheral equipment sold for resale.
 - b. Computers and peripheral equipment sold for end use.
2. Computer software (prepackaged, off-the-shelf).

Commercial equipment, n.e.c. (SIC 5046). Establishments primarily engaged in the wholesale distribution of commercial and related machines and equipment, not elsewhere classified, such as commercial cooking and food service equipment; partitions, shelving, lockers, and store fixtures; electrical signs; and balances and scales, except laboratory.

SIC 5046 is subdivided in some tables into—

1. Restaurant and hotel equipment and supplies.
2. Store machines and equipment.

Medical, dental, and hospital equipment and supplies (SIC 5047). Establishments primarily engaged in the wholesale distribution of surgical and other medical instruments, apparatus, and equipment; dentist equipment; artificial limbs; operating room and hospital equipment; X-ray machines; and other electromedical equipment and apparatus used by physicians and in hospitals. Also included in this industry are establishments primarily engaged in the wholesale distribution of professional supplies used by medical and dental practitioners.

SIC 5047 is subdivided in some tables into—

1. Medical and hospital equipment.
2. Dental equipment and supplies.

Ophthalmic Goods (SIC 5048). Establishments primarily engaged in the wholesale distribution of professional equipment and goods used, prescribed, or sold by ophthalmologists, optometrists, and opticians, including ophthalmic frames, lenses, and sunglass lenses.

Professional equipment and supplies, n.e.c. (SIC 5049). Establishments primarily engaged in the wholesale distribution of professional equipment and supplies, not elsewhere classified, such as drafting instruments, laboratory equipment, and scientific instruments.

SIC 5049 is subdivided in some tables into—

1. Religious and school supplies.
2. Other professional equipment and supplies, n.e.c. Establishments primarily engaged in selling specialty lines of professional equipment and supplies not mentioned above, such as veterinarian equipment and supplies, drafting supplies, and scientific equipment.

Metals and minerals, except petroleum (SIC 505)

Metals service centers and offices (SIC 5051). Establishments primarily engaged in marketing semifinished metal products, except precious metals. Establishments in

this industry may operate with warehouses (metals service centers) or without warehouses (metals sales offices). Establishments primarily engaged in marketing precious metals are classified in Industry 5092.

SIC 5051 is subdivided in some tables into—

1. Ferrous metals service centers and offices.
 - a. Ferrous metals service centers.
 - b. Ferrous metals sales offices.
2. Nonferrous metals service centers and offices.
 - a. Nonferrous metals service centers.
 - b. Nonferrous metals sales offices.

Coal and other minerals and ores (SIC 5052). Establishments primarily engaged in the wholesale distribution of coal and coke; copper, iron, lead, and other metallic ores, including precious metal ores; and crude nonmetallic minerals (including concentrates), except crude petroleum. Establishments primarily engaged in the wholesale distribution of nonmetallic minerals used in construction, such as sand and gravel, are classified in Industry 5032. Establishments primarily engaged in the wholesale distribution of crude petroleum are classified in Industry Group 517.

SIC 5052 is subdivided in some tables into—

1. Coal.
2. Other minerals and ores.

Electrical goods (SIC 506)

This industry group includes establishments primarily engaged in the wholesale distribution of electrical generating, distributing, and wiring equipment. It also includes household appliances, whether electrically, manually, or mechanically powered. This industry group does not include electrical commercial and industrial machines, in which electricity does the work directly, e.g., heating, turning a shaft, or ionizing a substance, or electrically powered commercial and industrial machines which are classified in Industry Group 504 or 508.

Electrical apparatus and equipment, wiring supplies, and construction materials (SIC 5063). Establishments primarily engaged in the wholesale distribution of electrical power equipment for the generation, transmission, distribution, or control of electric energy; electrical construction materials for outside power transmission lines and for electrical systems and electric light fixtures and bulbs. Construction contractors primarily engaged in installing electrical systems and equipment from their own stock are classified in Construction, Industry 1731.

Electrical appliances, television and radio sets (SIC 5064). Establishments primarily engaged in the wholesale distribution of radio and television receiving sets, other household electronic sound or video equipment, self-contained air-conditioning room units, and household

electrical appliances. Also included are establishments primarily engaged in the wholesale distribution of household gas and electric laundry equipment and refrigerators and freezers.

Electronic parts and equipment, n.e.c. (SIC 5065).

Establishments primarily engaged in the wholesale distribution of electronic parts and electronic communications equipment, not elsewhere classified, such as telephone and telegraph equipment; radio and television broadcasting and communications equipment; and intercommunications equipment. Establishments primarily engaged in the wholesale distribution of radio and television receiving sets, phonographs, CD-players, and other household sound or video equipment are classified in Industry 5064.

SIC 5065 is subdivided in some tables into—

1. Communications equipment.
2. Other electronic parts and equipment.

Hardware, and plumbing and heating equipment and supplies (SIC 507)

Hardware (SIC 5072). Establishments primarily engaged in the wholesale distribution of cutlery and general hardware, including hand saws; saw blades; brads, staples, and tacks; and bolts, nuts, rivets, and screws. Establishments primarily engaged in the wholesale distribution of nails, noninsulated wire, and screening are classified in Industry 5051.

Plumbing and heating equipment and supplies (hydronics) (SIC 5074). Establishments primarily engaged in the wholesale distribution of hydronic plumbing and heating equipment and supplies. Construction contractors primarily engaged in installing plumbing and heating equipment from their own stock are classified in Construction, Industry 1711.

Warm air heating and air-conditioning equipment and supplies (SIC 5075). Establishments primarily engaged in the wholesale distribution of warm air heating and air-conditioning equipment and supplies. Construction contractors primarily engaged in installing warm air heating and air-conditioning equipment are classified in Construction, Industry 1711.

Refrigeration equipment and supplies (SIC 5078). Establishments primarily engaged in the wholesale distribution of refrigeration equipment and supplies. Construction contractors primarily engaged in installation of refrigeration equipment from their own stock are classified in Construction, Industry 1711.

Machinery, equipment, and supplies (SIC 508)

Construction and mining (except petroleum) machinery and equipment (SIC 5082). Establishments primarily engaged in the wholesale distribution of construction or mining cranes, excavating machinery and equipment, power

shovels, road construction and maintenance machinery, tractor-mounting equipment, and other specialized machinery and equipment used in the construction, mining, and logging industries. Establishments engaged in marketing oil well machinery and equipment are classified in Industry 5084.

Farm and garden machinery and equipment (SIC 5083).

Establishments primarily engaged in the wholesale distribution of agricultural machinery and equipment for use in preparation and maintenance of the soil, the planting and harvesting of crops, and other operations and processes pertaining to work on the farm, lawn, or garden; and dairy and other livestock equipment.

SIC 5083 is subdivided in some tables into—

1. Farm machinery and equipment—farm dealers.
2. Farm machinery and equipment—wholesale distributors.
3. Lawn and garden machinery and equipment.

Industrial machinery and equipment (SIC 5084). Establishments primarily engaged in the wholesale distribution of industrial machinery and equipment, not elsewhere classified.

SIC 5084 is subdivided in some tables into—

1. Food-processing machinery and equipment.
2. General-purpose industrial machinery, equipment, and parts.
3. Metalworking machinery and equipment.
4. Materials handling equipment.
5. Oil well, oil refinery, and pipeline machinery, equipment, and supplies.
6. Other industrial machinery and equipment. Establishments primarily engaged in selling special purpose industrial machinery not elsewhere classified, including printing machinery, paper and paper products machinery, smelting and metal refining machinery and equipment, cigar and cigarette machinery, and similar special industry machinery.

Industrial supplies (SIC 5085). Establishments primarily engaged in the wholesale distribution of industrial supplies, not elsewhere classified.

SIC 5085 is subdivided in some tables into—

1. General-line industrial supplies.
2. Mechanical power transmission equipment.
3. Hydraulic and pneumatic (fluid-power) parts, accessories, and supplies.
4. Welding supplies.
5. Industrial containers and supplies.
6. Industrial valves and fittings, except fluid-power.

7. Other industrial supplies—Establishments primarily engaged in selling a specialty line of industrial materials and supplies not elsewhere classified, such as abrasives, mechanical rubber goods, ropes, cordage, and industrial diamonds.

Service establishment equipment and supplies (SIC 5087). Establishments primarily engaged in the wholesale distribution of equipment and supplies for barber shops, beauty parlors, power laundries, dry-cleaning plants, upholsterers, undertakers, and related personal service establishments.

SIC 5087 is subdivided in some tables into—

1. Beauty and barber equipment and supplies.
2. Custodial (janitors') equipment and supplies.
3. Laundry and dry-cleaning equipment and supplies.
4. Other service establishment equipment and supplies—Establishments primarily engaged in selling a specialty line of service establishment supplies, such as upholsterers' equipment and supplies, seamstresses' supplies, tailors' supplies, undertakers' supplies, municipality equipment and supplies, and shoe repair supplies.

Transportation equipment and supplies, except motor vehicles (SIC 5088). Establishments primarily engaged in the wholesale distribution of transportation equipment and supplies. Establishments primarily engaged in the wholesale distribution of motor vehicles and motor vehicle parts are classified in Industry Group 501, and those distributing pleasure boats are classified in Industry 5091.

SIC 5088 is subdivided in some tables into—

1. Aircraft and aeronautical equipment and supplies.
2. Marine machinery, equipment, and supplies.
3. Other transportation equipment and supplies—Establishments primarily engaged in selling equipment and supplies used in the operation, maintenance, and repair of railroads, streetcars, buses, tramways, aerial hoists, and horsedrawn vehicles.

Miscellaneous durable goods (SIC 509)

Sporting and recreational goods and supplies (SIC 5091). Establishments primarily engaged in the wholesale distribution of sporting goods and accessories; billiard and pool supplies; sporting firearms and ammunition; and marine pleasure craft, equipment and supplies. Establishments primarily engaged in the wholesale distribution of motor vehicles and trailers are classified in Industry 5012; those distributing self-propelled golf carts are classified in Industry 5088; and those distributing athletic apparel and footwear are classified in Industry Group 513.

Toys and hobby goods and supplies (SIC 5092). Establishments primarily engaged in the wholesale distribution of games, toys, hobby goods and supplies, and related goods, such as fireworks and playing cards.

Scrap and waste materials (SIC 5093). Establishments primarily engaged in assembling, breaking up, sorting, and wholesale distribution of scrap and waste materials. This industry includes auto wreckers engaged in dismantling automobiles for scrap. However, those engaged in dismantling automobiles for the purpose of selling secondhand parts at retail are classified in Industry 5015.

SIC 5093 is subdivided in some tables into—

1. Iron and steel scrap processors and dealers.
 - a. Iron and steel scrap processors (using power processing equipment).
 - b. Iron and steel scrap dealers (not using power processing equipment).
2. Nonferrous recyclable materials.

Jewelry, watches, precious stones, and precious metals (SIC 5094). Establishments primarily engaged in the wholesale distribution of jewelry, precious stones and metals, costume jewelry, watches, clocks, silverware, and jewelers' findings. Establishments primarily engaged in the wholesale distribution of precious metal ores are classified in Industry 5052.

SIC 5094 is subdivided in some tables into—

1. Jewelry, watches, diamonds, precious stones, and silverware.
2. Precious metals (excluding ores).

Durable goods, n.e.c. (SIC 5099). Establishments primarily engaged in the wholesale distribution of durable goods, not elsewhere classified, such as musical instruments and forest products, except lumber.

SIC 5099 is subdivided in some tables into—

1. Musical instruments and supplies.
2. Forest products, except lumber.
3. General merchandise—durable.
4. Compact disks, prerecorded audio tapes, and phonograph records.
5. Fire extinguishers and fire safety equipment.
6. Other durable goods.

Nondurable Goods (SIC Major Group 51)

This major group includes establishments primarily engaged in the wholesale distribution of nondurable goods.

Paper and paper products (SIC 511)

Printing and writing paper (SIC 5111). Establishments primarily engaged in the wholesale distribution of printing and writing paper, including envelope paper; fine paper; and groundwood paper.

Stationery and office supplies (SIC 5112). Establishments primarily engaged in the wholesale distribution of stationery and office supplies, including computer and photocopy supplies, envelopes, typewriter paper, file cards and folders, pens, pencils, social stationery, and greeting cards.

Industrial and personal service paper (SIC 5113). Establishments primarily engaged in the wholesale distribution of wrapping and other coarse paper, paperboard, and converted paper and related disposable plastic products, such as bags, boxes, dishes, eating utensils, napkins, and shipping supplies.

Drugs, drug proprietaries, and druggists' sundries (SIC 512)

Drugs, drug proprietaries, and druggists' sundries (SIC 5122). Establishments primarily engaged in the wholesale distribution of prescription drugs, proprietary drugs, druggists' sundries, and toiletries. Establishments primarily engaged in the wholesale distribution of surgical, dental, and hospital equipment are classified in Industry 5047.

SIC 5122 is subdivided in some tables into—

1. General-line drugs—These are wholesalers who reported a substantial portion of their sales in "drugs and pharmaceuticals" and a combination of "proprietary (patent) medicines," "cosmetics," "perfumes," and "other toiletries and druggists' sundries."
2. Specialty-line drugs, pharmaceuticals, cosmetics, and toiletries. These are wholesale establishments engaged in selling limited lines among the above products.

Apparel, piece goods, and notions (SIC 513)

Piece goods, notions, and other dry goods (SIC 5131). Establishments primarily engaged in the wholesale distribution of piece goods or yard goods of natural or man-made fibers, notions (sewing and hair accessories, etc.), and other dry goods. Converters who buy fabric goods (except knit goods) in the grey, have them finished on contract, and sell at wholesale are included here. Converters of knit goods are classified in Manufacturing, Industry Group 225. This industry does not include establishments primarily engaged in the wholesale distribution of homefurnishings which are classified in Industry 5023.

SIC 5131 is subdivided in some tables into—

1. Piece goods.
 - a. Piece goods—jobbers.

b. Piece goods—converters.

2. Notions and other dry goods.

Men's and boys' clothing and furnishings (SIC 5136). Establishments primarily engaged in the wholesale distribution of men's and boys' apparel and furnishings, sportswear, hosiery, underwear, nightwear, and work clothing.

Women's, children's, and infants' clothing and accessories (SIC 5137). Establishments primarily engaged in the wholesale distribution of women's, children's, and infants' clothing and accessories, including hosiery, lingerie, millinery, and furs.

Footwear (SIC 5139). Establishments primarily engaged in the wholesale distribution of footwear (including athletic) made of leather, rubber, and other materials.

Groceries and related products (SIC 514)

Groceries, general-line (SIC 5141). Establishments primarily engaged in the wholesale distribution of a general line of groceries. Establishments primarily engaged in roasting coffee, blending tea, or grinding and packaging spices are classified in Manufacturing Major Group 20.

SIC 5141 is subdivided in some tables into—

1. Voluntary.
2. Retail cooperative.
3. Other general-line.

Packaged frozen foods (SIC 5142). Establishments primarily engaged in the wholesale distribution of packaged quick-frozen vegetables, juices, meats, fish, poultry, pastries, and other "deep freeze" products. Establishments primarily engaged in the wholesale distribution of frozen dairy products are classified in Industry 5143, and those distributing frozen poultry, fish, and meat which are not packaged are classified in Industries 5144, 5146, and 5147, respectively.

Dairy products, except dried or canned (SIC 5143). Establishments primarily engaged in the wholesale distribution of dairy products, such as butter, cheese, ice cream and ices, and fluid milk and cream. This industry does not include establishments primarily engaged in pasteurizing and bottling milk, which are classified in Manufacturing, Industry Group 202. Establishments primarily engaged in the wholesale distribution of dried or canned dairy products are classified in Industry 5149.

SIC 5143 is subdivided in some tables into—

1. Raw milk.
2. Dairy products, except raw milk.

Poultry and poultry products (SIC 5144). Establishments primarily engaged in the wholesale distribution of poultry and poultry products, except canned and packaged frozen products. This industry does not include establishments primarily engaged in the killing and dressing of poultry, which are classified in Manufacturing, Industry 2015. Establishments primarily engaged in the wholesale distribution of packaged frozen poultry are classified in Industry 5142, and those distributing canned poultry are classified in Industry 5149.

SIC 5144 is subdivided in some tables into—

1. Live poultry.
2. Poultry and poultry products, except live.

Confectionery (SIC 5145). Establishments primarily engaged in the wholesale distribution of confectionery and related products, such as candy, chewing gum, fountain fruits, salted or roasted nuts, popcorn, fountain syrups, and potato, corn, and similar chips.

Fish and seafoods (SIC 5146). Establishments primarily engaged in the wholesale distribution (but not packaging) of fresh, cured, or frozen fish and seafoods, except canned or packaged frozen. The preparation of fresh or frozen packaged fish and other seafood, and the shucking and packing of fresh oysters in nonsealed containers, are classified in Manufacturing, Industry 2092. Establishments primarily engaged in the wholesale distribution of canned seafood are classified in Industry 5149, and those distributing packaged frozen foods are classified in Industry 5142.

Meats and meat products (SIC 5147). Establishments primarily engaged in the wholesale distribution of fresh, cured, and processed (but not canned) meats and lard. Establishments primarily engaged in the wholesale distribution of frozen packaged meats are classified in Industry 5142, and those distributing canned meats are classified in Industry 5149.

SIC 5147 is subdivided in some tables into—

1. Meats and meat products, except boxed beef.
2. Packaging boxed beef.

Fresh fruits and vegetables (SIC 5148). Establishments primarily engaged in the wholesale distribution of fresh fruits and vegetables.

Groceries and related products, n.e.c. (SIC 5149). Establishments primarily engaged in the wholesale distribution of groceries and related products, not elsewhere classified. Establishments primarily engaged in the wholesale distribution of soft drinks, and in bottling and distributing natural spring and mineral waters, are classified in this industry, but establishments primarily engaged in bottling soft drinks are classified in Manufacturing, Major Group 20. This industry does not include establishments primarily

engaged in the wholesale distribution of farm-product raw materials classified in Industry Group 515, nor those distributing beer, wine, and distilled alcoholic beverages of Industry Group 518.

SIC 5149 is subdivided in some tables into—

1. Coffee, tea, and spices.
2. Bread and baked goods.
3. Soft drinks.
4. Canned goods.
5. Food and beverage basic materials.
6. Other grocery specialties.

Farm-product raw materials (SIC 515)

Grain and field beans (SIC 5153). Establishments primarily engaged in buying and/or marketing grain (such as corn, wheat, oats, barley, and unpolished rice), dry beans, soybeans, and other inedible beans. Country grain elevators primarily engaged in buying or receiving grain from farmers are included, as well as terminal elevators and other merchants marketing grain. Establishments primarily engaged in the wholesale distribution of field and garden seeds are classified in Industry 5191.

Livestock (SIC 5154). Establishments primarily engaged in buying and/or marketing cattle, hogs, sheep, and goats. This industry also includes the operation of livestock auction markets.

Farm-product raw materials, n.e.c. (SIC 5159). Establishments primarily engaged in buying and/or marketing farm products, not elsewhere classified. Establishments primarily engaged in the wholesale distribution of milk are classified in Industry 5143, and those distributing live poultry are classified in Industry 5144.

SIC 5159 is subdivided in some tables into—

1. Hides, skins, and pelts.
2. Leaf tobacco.
3. Wool, wool tops, and mohair.
4. Cotton.
5. Other farm-product raw materials.

Chemicals and allied products (SIC 516)

Plastics materials and basic forms and shapes (SIC 5162). Establishments primarily engaged in the wholesale distribution of plastics materials, and of unsupported plastics film, sheets, sheeting, rods, tubes, and other basic forms and shapes.

Chemicals and allied products, n.e.c. (SIC 5169). Establishments primarily engaged in the wholesale distribution of chemicals and allied products, not elsewhere classified,

such as acids, industrial and heavy chemicals, dyestuffs, industrial salts, rosin, and turpentine. Establishments primarily engaged in the wholesale distribution of ammunition are classified in Industry Group 509; those distributing agricultural chemicals and pesticides are classified in Industry 5191; those distributing drugs are classified in Industry 5122; and those distributing pigments, paints, and varnishes are classified in Industry 5198.

SIC 5169 is subdivided in some tables into—

1. Industrial gases, except LP.
2. Other chemicals and allied products.

Petroleum and petroleum products (SIC 517)

This industry group includes establishments primarily engaged in the wholesale distribution of crude petroleum and petroleum products. Included are establishments primarily engaged in the distribution of liquefied petroleum gas. Establishments primarily engaged in the transmission and/or distribution of natural gas are classified in Utilities, Industry Group 492.

Petroleum bulk stations and terminals (SIC 5171). Establishments primarily engaged in the wholesale distribution of crude petroleum and petroleum products from bulk liquid storage facilities. These establishments have a bulk liquid storage capacity of 10,000 gallons or more.

SIC 5171 is subdivided in some tables into—

1. Petroleum bulk stations and terminals, except LP.
2. Liquefied petroleum gas bulk stations and terminals.

Petroleum and petroleum products wholesalers, except bulk stations and terminals (SIC 5172). Establishments primarily engaged in the wholesale distribution of crude petroleum and petroleum products. These establishments do not have a bulk liquid storage capacity of 10,000 gallons or more. Included are packaged and bottled petroleum products distributors, truck jobbers, and others marketing petroleum and its products at wholesale.

Beer, wine, and distilled alcoholic beverages (SIC 518)

Beer and ale (SIC 5181). Establishments primarily engaged in the wholesale distribution of beer, ale, porter, and other fermented malt beverages.

Wine and distilled alcoholic beverages (SIC 5182). Establishments primarily engaged in the wholesale distribution of distilled spirits, including neutral spirits and ethyl alcohol used in blended wines and distilled liquors.

SIC 5182 is subdivided in some tables into—

1. Wine and distilled alcoholic beverages—licensed.
2. Wine and distilled alcoholic beverages—State operated.

Miscellaneous nondurable goods (SIC 519)

Farm supplies (SIC 5191). Establishments primarily engaged in the wholesale distribution of animal feeds, fertilizers, agricultural chemicals, pesticides, seeds, and other farm supplies, except grains. Establishments primarily engaged in the wholesale distribution of pet food are classified in Industry 5149, and those distributing pet supplies are classified in Industry 5199.

SIC 5191 is subdivided in some tables into—

1. Farm supplies—farm dealers.
2. Farm supplies—wholesale distributors.

Books, periodicals, and newspapers (SIC 5192). Establishments primarily engaged in the wholesale distribution of books, periodicals, and newspapers.

Flowers, nursery stock, and florists' supplies (SIC 5193). Establishments primarily engaged in the wholesale distribution of flowers, nursery stock, and florists' supplies.

Tobacco and tobacco products (SIC 5194). Establishments primarily engaged in the wholesale distribution of tobacco and its products. Leaf tobacco wholesalers are classified in Industry 5159, and establishments primarily engaged in stemming and redrying tobacco are classified in Manufacturing, Industry 2141.

Paints, varnishes, and supplies (SIC 5198). Establishments primarily engaged in the wholesale distribution of paints, varnishes, wallpaper, and supplies. Establishments selling to the general public and known as retail in the trade are classified in Retail Trade, Industry 5231.

Nondurable goods, n.e.c. (SIC 5199). Establishments primarily engaged in the wholesale distribution of nondurable goods, not elsewhere classified, such as art goods, industrial yarns, textile bags, and bagging and burlap.

SIC 5199 is subdivided in some tables into—

1. Art goods.
2. General merchandise—nondurable.
3. Textile bags and bagging.
4. Specialty advertising (sale of merchandise).
5. Other nondurable goods.

TYPE-OF-OPERATION CLASSIFICATIONS

In addition to being classified by kind of business, each wholesale establishment was classified for the census by type of operation according to the ownership of the business, ownership of the goods sold, or character of the principal transactions. Establishments in wholesale trade are grouped into the following three major types of operation and related subgroups:

Merchant wholesalers. Establishments primarily engaged in buying and selling merchandise on their own account. Included here are such types of establishments as wholesale merchants or jobbers, industrial distributors, voluntary group wholesalers, importers, exporters, cash and carry wholesalers, retailer cooperative warehouses, terminal and country grain elevators, farm products assemblers, wholesale cooperative associations, and petroleum bulk plants and terminals operated by nonrefining companies.

Wholesale distributors and jobbers. Establishments primarily engaged in buying and selling merchandise in the domestic market not manufactured by the parent company.

Importers. Establishments buying and selling goods at wholesale on their own account, whose principal source of purchases was foreign.

Exporters. Establishments primarily engaged in purchasing goods in the United States and selling them to foreign customers.

Terminal grain elevators. Grain elevators primarily engaged in buying and selling grain received from country grain elevators and grain marketing establishments. They have sizable space for grain storage, and products are received primarily by rail or barge rather than by truck.

Country grain elevators. Grain elevators, cooperative or other, buying and receiving grain directly from farmers by truck and selling at wholesale.

Assemblers of farm products, except country grain elevators. Establishments primarily engaged in purchasing directly from farmers and assembling and marketing farm products at wholesale.

Manufacturers' sales branches and offices. Establishments maintained by manufacturing, refining, and mining companies apart from their plants or mines for marketing their products at wholesale. Branch stores selling to household consumers and individual users are classified in retail trade. Sales branches and offices located at plants and administrative offices are included when separate records are available.

Manufacturers' sales branches. A branch with a stock of merchandise for sale. Included are refiner—marketers owned and operated by petroleum refining companies primarily for marketing their products.

Manufacturers' sales offices. An office without a stock of merchandise for sale.

Agents, brokers, and commission merchants. Establishments whose operators are in business for themselves and are primarily engaged in selling or buying goods for others. Included here are such types of operations as auction companies, import agents, export agents, selling agents, merchandise brokers, and commission merchants. "Sales" as shown in census publications for agents, brokers, and commission merchants represent the gross sales (or purchase) value of the goods in the transactions negotiated.

Auction companies. Wholesale establishments primarily engaged in selling merchandise on an agency basis by auction.

Brokers (representing buyers or sellers). Wholesale establishments primarily engaged in selling or buying merchandise in the domestic market on a brokerage basis but not receiving the goods on consignment.

Commission merchants. Wholesale establishments operating in the domestic market receiving goods for sale on consignment.

Import agents. Merchandise agents and brokers in the domestic market buying merchandise from or selling merchandise for foreign firms.

Export agents. Merchandise agents and brokers in the domestic market selling to or buying for foreign customers.

Manufacturers' agents. Wholesale establishments in the domestic market selling for a limited number of manufacturers on a continuing agency basis.



Appendix C. Kind-of-Business Titles and Reporting-Form Numbers

[Listed below are wholesale kind-of-business titles and their corresponding reporting-form numbers. Requests for copies of any of these forms, including the inquiries used to classify establishment by kind of business, should be directed to the Services Division, Bureau of the Census, Washington, DC 20233]

SIC code	Title	Standard form CB-	Short form CB-	SIC code	Title	Standard form CB-	Short form CB-
DURABLE GOODS				DURABLE GOODS—Con.			
501	Motor vehicles and motor vehicle parts and supplies:			509	Miscellaneous durable goods:		
5012	Automobiles and other motor vehicles -----	5012	5003	5091	Sporting and recreational goods and supplies -----	5091	5003
5013	Motor vehicle supplies and new parts -----	5013	5003	5092	Toys and hobby goods and supplies -----	5091	5003
5014	Tires and tubes -----	5013	5003	5093	Scrap and waste materials -----	5093	5003
5015	Motor vehicle parts, used -----	5013	5003	5094	Jewelry, watches, precious stones, and precious metals -----	5094	5003
				5099	Durable goods, n.e.c. -----	5099	5003
DURABLE GOODS				NONDURABLE GOODS			
502	Furniture and homefurnishings:			511	Paper and paper products:		
5021	Furniture -----	5020	5001	5111	Printing and writing paper -----	5110	5102
5023	Homefurnishings -----	5020	5001	5112	Stationery and office supplies -----	5110	5102
				5113	Industrial and personal service paper -----	5110	5102
503	Lumber and other construction materials:			512	Drugs, drug proprietaries, and druggists' sundries:		
5031	Lumber, plywood, millwork, and wood panels -----	5030	5001	5122	Drugs, drug proprietaries, and druggists' sundries -----	5122	5102
5032	Brick, stone, and related construction materials -----	5030	5001				
5033	Roofing, siding, and insulation materials -----	5030	5001	513	Apparel, piece goods, and notions:		
5039	Construction materials, n.e.c. -----	5030	5001	5131	Piece goods, notions, and other dry goods -----	5131	5102
				5136	Men's and boys' clothing and furnishings -----	5136	5102
504	Professional and commercial equipment and supplies:			5137	Women's, children's, and infants' clothing and accessories -----	5136	5102
5043	Photographic equipment and supplies -----	5043	5003	5139	Footwear -----	5136	5102
5044	Office equipment -----	5045	5002				
5045	Computers and computer peripheral equipment and software -----	5045	5002	514	Groceries and related products:		
5046	Commercial equipment, n.e.c. -----	5043	5002	5141	Groceries, general line -----	5141	5101
5047	Medical, dental, and hospital equipment and supplies -----	5047	5002	5142	Packaged frozen foods -----	5142	5101
5048	Ophthalmic goods -----	5047	5002	5143	Dairy products, except dried or canned -----	5143	5101
5049	Professional equipment and supplies, n.e.c. -----	5047	5002	5144	Poultry and poultry products -----	5144	5101
				5145	Confectionery -----	5145	5101
				5146	Fish and seafoods -----	5146	5101
505	Metals and minerals, except petroleum:			5147	Meats and meat products -----	5147	5101
5051	Metals service centers and offices -----	5051	5003	5148	Fresh fruits and vegetables -----	5148	5101
5052	Coal and other minerals and ores -----	5052	5003	5149	Groceries and related products, n.e.c. -----	5141	5101
				515	Farm-product raw materials:		
506	Electrical goods:			5153	Grain and field beans -----	5150	5103
5063	Electrical apparatus and equipment, wiring supplies, and construction materials -----	5060	5001	5154	Livestock -----	5150	5103
				5159	Farm-product raw materials, n.e.c. -----	5150	5103
5064	Electrical appliances, television and radio sets -----	5060	5001				
5065	Electronic parts and equipment, n.e.c. -----	5060	5001	516	Chemicals and allied products:		
				5162	Plastics materials and basic forms and shapes -----	5160	5102
				5169	Chemicals and allied products, n.e.c. -----	5160	5102
507	Hardware, and plumbing and heating equipment and supplies:			517	Petroleum and petroleum products:		
5072	Hardware -----	5070	5001	5171	Petroleum bulk stations and terminals -----	5170	1NA
5074	Plumbing and heating equipment and supplies (hydronics) -----	5070	5001	5172	Petroleum and petroleum products wholesalers, except bulk stations and terminals -----	5170	1NA
5075	Warm air heating and air-conditioning equipment and supplies -----	5070	5001				
5078	Refrigeration equipment and supplies -----	5070	5001	518	Beer, wine, and distilled alcoholic beverages:		
				5181	Beer and ale -----	5180	5103
				5182	Wine and distilled alcoholic beverages -----	5180	5103
508	Machinery, equipment, and supplies:			519	Miscellaneous nondurable goods:		
5082	Construction and mining (except petroleum) machinery and equipment -----	5082	5002	5191	Farm supplies -----	5191	5102
5083	Farm and garden machinery and equipment -----	5083	5002	5192	Books, periodicals, and newspapers -----	5192	5102
5084	Industrial machinery and equipment -----	5084	5002	5193	Flowers, nursery stock, and florists' supplies -----	5192	5102
5085	Industrial supplies -----	5085	5002	5194	Tobacco and tobacco products -----	5194	5102
5087	Service establishment equipment and supplies -----	5087	5002	5198	Paints, varnishes, and supplies -----	5198	5102
5088	Transportation equipment and supplies, except motor vehicles -----	5088	5002	5199	Nondurable goods, n.e.c. -----	5199	5102

¹Petroleum wholesalers were all sent form CB-5170.

Appendix D. Metropolitan Areas

(Titles and definitions shown for MSA's, CMSA's, and PMSA's are those established by the Office of Management and Budget, as of June 30, 1993)

RHODE ISLAND

New London-Norwich, CT-RI MSA

Middlesex County, CT (part)
 Fenwick borough, CT
 Old Saybrook town, CT

New London County, CT (part)
 Bozrah town, CT
 East Lyme town, CT
 Franklin town, CT
 Griswold town balance, CT
 Groton city, CT
 Groton town balance, CT
 Groton Long Point borough, CT
 Jewett City borough, CT
 Ledyard town, CT
 Lisbon town, CT
 Montville town, CT
 New London city, CT
 North Stonington town, CT
 Norwich city, CT
 Old Lyme town, CT
 Preston town, CT
 Salem town, CT
 Sprague town, CT
 Stonington borough, CT
 Stonington town, CT
 Waterford town, CT

Windham County, CT (part)
 Canterbury town, CT
 Plainfield town, CT

Washington County, RI (part)
 Hopkinton town, RI
 Westerly town, RI

Providence-Fall River-Warwick, RI-MA MSA

Bristol County, MA (part)
 Attleboro city, MA
 Fall River city, MA
 North Attleborough town, MA
 Rehoboth town, MA
 Seekonk town, MA
 Somerset town, MA

Providence-Fall River-Warwick, RI-MA MSA—Con.

Bristol County, MA (part)—Con.
 Swansea town, MA
 Westport town, MA

Bristol County, RI
 Barrington town, RI
 Bristol town, RI
 Warren town, RI

Kent County, RI
 Coventry town, RI
 East Greenwich town, RI
 Warwick city, RI
 West Greenwich town, RI
 West Warwick town, RI

Newport County, RI (part)
 Jamestown town, RI
 Little Compton town, RI
 Tiverton town, RI

Providence County, RI
 Burrillville town, RI
 Central Falls city, RI
 Cranston city, RI
 Cumberland town, RI
 East Providence city, RI
 Foster town, RI
 Glocester town, RI
 Johnston town, RI
 Lincoln town, RI
 North Providence town, RI
 North Smithfield town, RI
 Pawtucket city, RI
 Providence city, RI
 Scituate town, RI
 Smithfield town, RI
 Woonsocket city, RI

Washington County, RI (part)
 Charlestown town, RI
 Exeter town, RI
 Narragansett town, RI
 North Kingstown town, RI
 Richmond town, RI
 South Kingstown town, RI

Appendix E.

Percent of Sales Data Based on Administrative Records and Estimation for the State: 1992

[For meaning of abbreviations and symbols and for more information on reliability of data, see introductory text. For explanation of terms and comparability of 1987 and 1992 censuses, see appendix A]

SIC code	Kind of business	Percent of sales† —		SIC code	Kind of business	Percent of sales‡ —	
		From administrative records ¹	Estimated ²			From administrative records ¹	Estimated ²
	Wholesale trade -----	6.0	1.5		Wholesale trade —Con.		
50	Durable goods -----	6.4	1.6	50	Durable goods —Con.		
				509	Miscellaneous durable goods -----	7.4	1.6
				5091	Sporting and recreational goods and supplies -----	15.1	.3
				5092	Toys and hobby goods and supplies -----	(D)	(D)
501	Motor vehicles and motor vehicle parts and supplies -----	15.7	1.5	5093	Scrap and waste materials -----	11.0	2.1
5012	Automobiles and other motor vehicles -----	(D)	(D)	5094	Jewelry, watches, precious stones, and precious metals -----	3.6	1.8
5013	Motor vehicle supplies and new parts -----	20.4	2.7	5099	Durable goods, n.e.c. -----	(D)	(D)
5014	Tires and tubes -----	(D)	(D)				
5015	Motor vehicle parts, used -----	(D)	(D)	51	Nondurable goods -----	5.5	1.3
502	Furniture and homefurnishings -----	3.7	2.6	511	Paper and paper products -----	6.8	3.1
5021	Furniture -----	17.1	8.9	5111	Printing and writing paper -----	(D)	(D)
5023	Homefurnishings -----	1.0	1.3	5112	Stationery and office supplies -----	(D)	(D)
				5113	Industrial and personal service paper -----	16.8	3.8
503	Lumber and other construction materials -----	10.6	2.2	512	Drugs, drug proprietaries, and druggists' sundries -----	(D)	(D)
5031	Lumber, plywood, millwork, and wood panels -----	2.9	2.7	5122	Drugs, drug proprietaries, and druggists' sundries -----	(D)	(D)
5032	Brick, stone, and related construction materials -----	(D)	(D)				
5033	Roofing, siding, and insulation materials -----	(D)	(D)	513	Apparel, piece goods, and notions -----	19.7	.7
5039	Construction materials, n.e.c. -----	(D)	(D)	5131	Piece goods, notions, and other dry goods -----	33.9	.9
504	Professional and commercial equipment and supplies -----	6.4	1.7	5136	Men's and boys' clothing and furnishings -----	(D)	(D)
5043	Photographic equipment and supplies -----	—	—	5137	Women's, children's, and infants' clothing and accessories -----	3.5	—
5044	Office equipment -----	(D)	(D)	5139	Footwear -----	(D)	(D)
5045	Computers and computer peripheral equipment and software -----	.8	3.0	514	Groceries and related products -----	3.5	1.9
5046	Commercial equipment, n.e.c. -----	45.2	.7	5141	Groceries, general line -----	.2	1.8
5047	Medical, dental, and hospital equipment and supplies -----	3.2	.4	5142	Packaged frozen foods -----	—	2.5
5048	Ophthalmic goods -----	1.5	—	5143	Dairy products, except dried or canned -----	5.8	7.9
5049	Professional equipment and supplies, n.e.c. -----	(D)	(D)	5144	Poultry and poultry products -----	(D)	—
				5145	Confectionery -----	(D)	(D)
505	Metals and minerals, except petroleum -----	7.6	1.9	5146	Fish and seafoods -----	8.3	4.2
5051	Metals service centers and offices -----	(D)	(D)	5147	Meats and meat products -----	(D)	(D)
5052	Coal and other minerals and ores -----	(D)	(D)	5148	Fresh fruits and vegetables -----	3.8	—
				5149	Groceries and related products, n.e.c. -----	(D)	(D)
506	Electrical goods -----	3.1	—	515	Farm-product raw materials -----	15.2	—
5063	Electrical apparatus and equipment, wiring supplies, and construction materials -----	1.2	—	5153	Grain and field beans -----	(D)	(D)
5064	Electrical appliances, television and radio sets -----	(D)	(D)	5154	Livestock -----	—	—
5065	Electronic parts and equipment, n.e.c. -----	(D)	(D)	5159	Farm-product raw materials, n.e.c. -----	(D)	(D)
507	Hardware, and plumbing and heating equipment and supplies -----	1.6	.1	516	Chemicals and allied products -----	2.7	.1
5072	Hardware -----	(D)	(D)	5162	Plastics materials and basic forms and shapes -----	.8	.1
5074	Plumbing and heating equipment and supplies (hydronics) -----	(D)	(D)	5169	Chemicals and allied products, n.e.c. -----	3.2	.1
5075	Warm air heating and air-conditioning equipment and supplies -----	(D)	(D)	517	Petroleum and petroleum products -----	.4	.7
5078	Refrigeration equipment and supplies -----	(D)	(D)	5171	Petroleum bulk stations and terminals -----	.4	—
				5172	Petroleum and petroleum products wholesalers, except bulk stations and terminals -----	—	12.6
508	Machinery, equipment, and supplies -----	3.9	3.5	518	Beer, wine, and distilled alcoholic beverages -----	(D)	(D)
5082	Construction and mining (except petroleum) machinery and equipment -----	—	—	5181	Beer and ale -----	(D)	(D)
5083	Farm and garden machinery and equipment -----	9.3	10.2	5182	Wine and distilled alcoholic beverages -----	(D)	(D)
5084	Industrial machinery and equipment -----	2.5	3.7	519	Miscellaneous nondurable goods -----	(D)	(D)
5085	Industrial supplies -----	5.8	3.0	5191	Farm supplies -----	16.4	2.3
5087	Service establishment equipment and supplies -----	8.0	3.9	5192	Books, periodicals, and newspapers -----	10.0	1.2
5088	Transportation equipment and supplies, except motor vehicles -----	8.7	—	5193	Flowers, nursery stock, and florists' supplies -----	(D)	(D)
				5194	Tobacco and tobacco products -----	—	.5
				5198	Paints, varnishes, and supplies -----	(D)	(D)
				5199	Nondurable goods, n.e.c. -----	16.4	3.1

¹Includes sales information obtained from administrative records of other Federal agencies.

²Includes sales information which was imputed based on historic company ratios or administrative records, or on industry averages.

Appendix F. Geographic Notes

RHODE ISLAND

There are no geographic notes for the State of Rhode Island.

Appendix G.

Establishments in Business Any Time During Year and Establishments in Business at End of Year for the State: 1992 and 1987

[For meaning of abbreviations and symbols, see introductory text. For explanation of terms and comparability of 1987 and 1992 censuses, see appendix A]

SIC code	Kind of business	Establishments in business —			
		Any time during year		At end of year	
		1992	1987	1992	1987
	Wholesale trade	1 771	1 724	1 649	1 615
50	Durable goods	1 182	1 121	1 106	1 056
501	Motor vehicles and automotive parts and supplies	163	165	149	157
5012	Automobiles and other motor vehicles	27	33	26	30
5013	Motor vehicle supplies and new parts	97	97	87	94
5014	Tires and tubes	9	8	8	8
5015	Motor vehicle parts, used	30	27	28	25
502	Furniture and homefurnishings	42	35	39	35
5021	Furniture	13	13	12	13
5023	Homefurnishings	29	22	27	22
503	Lumber and other construction materials	65	55	60	52
5031	Lumber, plywood, millwork, and wood panels	24	16	22	15
5032	Brick, stone, and related construction materials	15	11	14	11
5033	Roofing, siding, and insulation materials	11	13	10	12
5039	Construction materials, n.e.c.	15	15	14	14
504	Professional and commercial equipment and supplies	161	143	151	130
5043	Photographic equipment and supplies	3	4	3	4
5044	Office equipment	34	33	33	30
5045	Computers and computer peripheral equipment and software	48	44	42	41
5046	Commercial equipment, n.e.c.	21	26	21	23
5047	Medical, dental, and hospital equipment and supplies	34	20	31	17
5048	Ophthalmic goods	7	5	7	5
5049	Professional equipment and supplies, n.e.c.	14	11	14	10
505	Metals and minerals, except petroleum	39	40	38	36
5051	Metals service centers and offices	38	39	37	35
5052	Coal and other minerals and ores	1	1	1	1
506	Electrical goods	107	102	105	93
5063	Electrical apparatus and equipment, wiring supplies, and construction materials	57	52	55	49
5064	Electrical appliances, television and radio sets	8	8	8	7
5065	Electronic parts and equipment, n.e.c.	42	42	42	37
507	Hardware, and plumbing and heating equipment and supplies	91	85	85	84
5072	Hardware	33	30	31	30
5074	Plumbing and heating equipment and supplies (hydronics)	37	40	34	39
5075	Warm air heating and air-conditioning equipment and supplies	16	8	15	8
5078	Refrigeration equipment and supplies	5	7	5	7
508	Machinery, equipment, and supplies	228	214	218	200
5082	Construction and mining (except petroleum) machinery and equipment	9	12	9	11
5083	Farm and garden machinery and equipment	11	7	9	7
5084	Industrial machinery and equipment	104	95	99	88
5085	Industrial supplies	59	58	57	54
5087	Service establishment equipment and supplies	36	33	35	31
5088	Transportation equipment and supplies, except motor vehicles	9	9	9	9
509	Miscellaneous durable goods	286	282	261	269
5091	Sporting and recreational goods and supplies	25	15	23	14
5092	Toys and hobby goods and supplies	12	7	12	7
5093	Scrap and waste materials	43	48	37	47
5094	Jewelry, watches, precious stones, and precious metals	172	177	157	170
5099	Durable goods, n.e.c.	34	35	32	31
51	Nondurable goods	589	603	543	559
511	Paper and paper products	66	74	60	70
5111	Printing and writing paper	9	9	8	9
5112	Stationery and office supplies	38	39	36	37
5113	Industrial and personal service paper	19	26	16	24
512	Drugs, drug proprietaries, and druggists sundries	16	12	15	12
5122	Drugs, drug proprietaries, and druggists sundries	16	12	15	12
513	Apparel, piece goods, and notions	53	43	51	41
5131	Piece goods, notions, and other dry goods	27	24	25	23
5136	Men's and boys' clothing and furnishings	9	7	9	7
5137	Women's, children's, and infants' clothing and accessories	13	8	13	7
5139	Footwear	4	4	4	4

SIC code	Kind of business	Establishments in business —			
		Any time during year		At end of year	
		1992	1987	1992	1987
51	Nondurable goods — Con.				
514	Groceries and related products	213	213	192	196
5141	Groceries, general line	16	12	13	10
5142	Packaged frozen foods	14	12	12	11
5143	Dairy products, except dried or canned	10	13	9	13
5144	Poultry and poultry products	5	11	4	10
5145	Confectionery	12	14	10	13
5146	Fish and seafoods	65	55	56	50
5147	Meats and meat products	18	29	18	28
5148	Fresh fruits and vegetables	23	21	23	19
5149	Groceries and related products, n.e.c.	50	46	47	42
515	Farm-product raw materials	6	2	6	2
5153	Grain and field beans	4	1	4	1
5154	Livestock	—	—	—	—
5159	Farm-product raw materials, n.e.c.	2	1	2	1
516	Chemicals and allied products	69	62	64	60
5162	Plastics materials and basic forms and shapes	15	15	13	14
5169	Chemicals and allied products, n.e.c.	54	47	51	46
517	Petroleum and petroleum products	30	36	28	33
5171	Petroleum bulk stations and terminals	19	24	19	23
5172	Petroleum and petroleum products wholesalers, except bulk stations and terminals	11	12	9	10
518	Beer, wine, and distilled alcoholic beverages	13	19	13	16
5181	Beer and ale	6	8	6	6
5182	Wine and distilled alcoholic beverages	7	11	7	10
519	Miscellaneous nondurable goods	123	142	114	129
5191	Farm supplies	23	23	22	20
5192	Books, periodicals, and newspapers	12	9	12	9
5193	Flowers, nursery stock, and florists' supplies	9	12	9	10
5194	Tobacco and tobacco products	7	10	6	10
5198	Paints, varnishes and supplies	11	10	11	8
5199	Nondurable goods, n.e.c.	61	78	54	72

Publication Program

1992 CENSUS OF WHOLESALE TRADE

Publications of the 1992 Census of Wholesale Trade, containing data on wholesale trade establishments with payroll in the United States, are described below. Publications order forms for specific reports may be obtained from any Department of Commerce district office or from Data User Services Division, Customer Services, Bureau of the Census, Washington, DC 20233-8300. The first results were issued in press releases. Final detailed statistics are issued in separate paperbound reports and compact disc-read only memory (CD-ROM).

Final Reports

Geographic area series—52 reports (WC92-A-1 to -52)

A separate paperbound report containing data for establishments with payroll is published for each State, the District of Columbia, and the United States. Each report presents general statistics for establishments with payroll, on number of establishments, sales, payroll, employment, operating expenses, and inventories. At the State level, data also are presented separately for the following types of wholesale operations: merchant wholesalers; manufacturers' sales branches and offices; and agents, brokers, and commission merchants. Less type-of-operation detail is shown below the State level. For States, MA's, and counties and places with 200 wholesale establishments or more, statistics are presented by kind of business. Greater kind-of-business detail is shown for larger areas. In addition, data are shown for all places with 2,500 inhabitants or more and all counties (with no kind-of-business detail). For each State, the District of Columbia, and the United States, 1992 data are provided on sales and employees per establishment, sales and payroll per employee, payroll as a percent of operating expenses, and operating expenses and end-of-year inventories as percentages of sales. Comparative statistics showing percent changes in sales and payroll between 1987 and 1992 also are shown by kind of business.

Subject series—4 reports (WC92-S-1 to -4)

The *Establishment and Firm Size* report (WC92-S-1) presents data for establishments with payroll, based on size of establishment, size of company or firm, and legal form of organization. Establishment statistics are presented by sales size and by employment size; statistics for firms by sales size (including concentration by largest firms), by employment size, and by number of establishments operated (single units and multiunits). Statistics are presented by kind of business on the number of establishments, sales, payroll, and employment for the United States.

The *Measures of Value Produced, Capital Expenditures, Depreciable Assets, and Operating Expenses* report (WC92-S-2) presents data on measures of value produced, capital expenditures, depreciable assets, and operating expenses for firms with payroll

for the United States by major kinds of business. Measures of value produced include gross margin, value added, and net income produced at market prices and factor costs. Operating expenses include annual payroll, supplemental labor costs, purchased services, etc. Sales, purchases, and beginning and ending inventories data also are provided.

The *Commodity Line Sales* report (WC92-S-3) presents data on major categories of commodities sold by wholesale kinds of business for the United States. Data for 15 selected MA's and 15 selected States will be available on electronic media only. Tables present data for each kind of business and show, for each commodity line, the number of establishments handling the line and their sales of the line; the percentage of total sales of the kind of business accounted for by each of the lines carried; and, for establishments actually handling a specific line, the percentage of total sales represented by sales of that line. Summary statistics also are provided for the broad commodity line categories, including counts of establishments and the amount and percentage of the line sold by various kinds of wholesale businesses.

The *Miscellaneous Subjects* report (WC92-S-4) contains data by kind of business on employment by principal activity; sales by class of customer; inventory valuation methods; commissions and gross selling value of business conducted for others by agents and brokers; gross margins, gross profits, and their components; and on petroleum bulk stations and terminals. Data are presented for the United States as a whole; for petroleum bulk stations and terminals, States, and counties.

Electronic Media

All data included in the printed reports are available on CD-ROM. The CD-ROM's provide the same information found in the final reports as well as additional information not published in the final reports, such as commodity line sales data for States (WC92-S-3). Electronic media products are available for users who wish to summarize, rearrange, or process large amounts of data. These products, with corresponding technical documentation, are sold by Data User Services Division, Customer Services, Bureau of the Census, Washington, DC 20233-8300.

OTHER ECONOMIC CENSUS REPORTS

Data on retail trade, service industries, transportation, communications, utilities, financial, insurance, real estate, construction industries, manufactures, mineral industries, enterprise statistics, minority-owned business enterprises, and women-owned businesses also are available from the 1992 Economic Census. A separate series of reports covers the census of outlying areas: Puerto Rico, Virgin Islands of the United States, Guam, and the Northern Marianas. Separate announcements describing these reports are available free of charge from Data User Services Division, Customer Services, Bureau of the Census, Washington, DC 20233-8300.