

1992


Census of

Wholesale Trade

WC92-A-38

GEOGRAPHIC AREA SERIES

Oregon



Acknowledgments

Many persons participated in the various activities of the 1992 Census of Wholesale Trade. The overall planning and review of the census operations were performed by the Economic Census Staff of the Economic Planning and Coordination Division.

This report was prepared in the Services Division. **Bobby E. Russell**, Assistant Chief for Census Programs, was responsible for the overall planning, management, and coordination of the census of wholesale trade. Planning and implementation were under the direction of **John R. Trimble**, Chief, Wholesale Census Branch, with primary staff assistance by **Steven L. Barron**, **John L. Vignali**, **Gary E. Swenson**, **Scott P. Handmaker**, **Daniel C. Collier**, **Barbara A. Collier**, **Cary L. Fletcher**, **Dennis R. Johnson**, and **Karen K. Sigmon**.

Systems and procedures for mailout, receipt, correspondence, data input, industry classification, other clerical processing, administrative record processing, quality control, and the associated electronic computer programs, were developed in the Economic Planning and Coordination Division.

Mailout preparation and receipt operations, clerical and analytical review activities, data keying, and geocoding review were performed by the staff of the Data Preparation Division, **Judith N. Petty**, Chief.

Geographic coding procedures and associated computer programs were developed by the staff of the Geography Division.

The computer processing systems were developed and coordinated in the Economic Statistical Methods and Programming Division, **Charles P. Pautler, Jr.**, Chief. **H. Ray Dennis**, Assistant Chief for Business Programs, was responsible for the design and implementation of the computer systems. The computer programs were prepared under the supervision of **Steven G. McCraith**, Chief, Utilities and Financial Census Branch, and **William C. Wester**, Chief, Business Census Branch, assisted by **Dennis P. Kelly**, **Barbara L. Lambert**, **Josephine S. McLaughlin**, **William D. McClain**, **David Wang**, and **David L. Sipes**.

Computer processing was performed in the Computer Services Division, **Marvin D. Raines**, Chief.

The staff of the Administrative and Publications Services Division, **Walter C. Odom**, Chief, performed planning, design, composition, editorial review, and printing planning and procurement for publications and report forms. **Gladys Rea** provided publication coordination and editing.

Special acknowledgment is also due the many businesses whose cooperation has contributed to the publication of these data.

If you have any questions concerning the statistics in this report, call 301-763-5281.

1992 Census of Wholesale Trade

WC92-A-38

GEOGRAPHIC AREA SERIES

Oregon

+



+



U.S. Department of Commerce
Ronald H. Brown, Secretary
David J. Barram, Deputy Secretary

Economics and Statistics Administration
Everett M. Ehrlich, Under Secretary
for Economic Affairs

BUREAU OF THE CENSUS
Harry A. Scarr, Acting Director



**Economics and Statistics
Administration**
Everett M. Ehrlich, Under Secretary
for Economic Affairs



BUREAU OF THE CENSUS
Harry A. Scarr, Acting Director

Paula J. Schneider, Principal Associate
Director for Programs
Charles A. Waite, Associate Director for
Economic Programs
Thomas L. Mesenbourg, Assistant Director for
Economic Programs

ECONOMIC PLANNING AND COORDINATION DIVISION
Carole A. Ambler, Chief

SERVICES DIVISION
Thomas L. Mesenbourg, Acting Chief

Introduction to the Economic Census

PURPOSES AND USES OF THE ECONOMIC CENSUS

The economic census is the major source of facts about the structure and functioning of the Nation's economy. It provides essential information for government, business, industry, and the general public.

The economic census furnishes an important part of the framework for such composite measures as the gross domestic product, input/output measures, production and price indexes, and other statistical series that measure short-term changes in economic conditions.

Policymaking agencies of the Federal Government use the data, especially in monitoring economic activity and providing assistance to business.

State and local governments use the data to assess business activities and tax bases within their jurisdictions and to develop programs to attract business.

Trade associations study trends in their own and competing industries and keep their members informed of market changes.

Individual businesses use the data to locate potential markets and to analyze their own production and sales performance relative to industry or area averages.

AUTHORITY AND SCOPE

Title 13 of the United States Code (sections 131, 191, and 224) directs the Census Bureau to take the economic census every 5 years, covering years ending in 2 and 7. The 1992 Economic Census consists of the following eight censuses:

- Census of Retail Trade
- Census of Wholesale Trade
- Census of Service Industries
- Census of Financial, Insurance, and Real Estate Industries
- Census of Transportation, Communications, and Utilities
- Census of Manufactures
- Census of Mineral Industries
- Census of Construction Industries

Special programs also cover enterprise statistics and minority-owned and women-owned businesses. (The 1992 Census of Agriculture and 1992 Census of Governments are conducted separately.) The next economic census is scheduled to be taken in 1998 covering the year 1997.

AVAILABILITY OF THE DATA

The results of the economic census are available in printed reports for sale by the U.S. Government Printing Office and on compact discs for sale by the Census Bureau. Order forms for all types of products are available on request from Customer Services, Bureau of the Census, Washington, DC 20233-8300. A more complete description of publications being issued from this census is on the inside back cover of this document.

Census facts are also widely disseminated by trade associations, business journals, and newspapers. Volumes containing census statistics are available in most major public and college libraries. Finally, State data centers in every State as well as business and industry data centers in many States also supply economic census statistics.

WHAT'S NEW IN 1992

The 1992 Economic Census covers more of the economy than any previous census. New for 1992 are data on communications, utilities, finance, insurance, and real estate, as well as coverage of more transportation industries. The economic, agriculture, and governments censuses now collectively cover nearly 98 percent of all economic activity.

Among other changes, new 1992 definitions affect the boundaries of about a third of all metropolitan areas. Also, the Survey of Women-Owned Businesses has now been expanded to include all corporations.

HISTORICAL INFORMATION

The economic census has been taken as an integrated program at 5-year intervals since 1967 and before that for 1963, 1958, and 1954. Prior to that time, the individual subcomponents of the economic census were taken separately at varying intervals.

The economic census traces its beginnings to the 1810 Decennial Census, when questions on manufacturing were included with those for population. Coverage of economic activities was expanded for 1840 and subsequent censuses to include mining and some commercial activities. In 1902, Congress established a permanent Census Bureau and directed that a census of manufactures be taken every 5 years. The 1905 Manufactures Census was the first time a census was taken apart from the regular every-10-year population census.

The first census of business was taken in 1930, covering 1929. Initially it covered retail and wholesale trade and construction industries, but it was broadened in 1933 to include some of the service trades.

The 1954 Economic Census was the first census to be fully integrated—providing comparable census data across economic sectors, using consistent time periods, concepts, definitions, classifications, and reporting units. It was the first census to be taken by mail, using lists of firms provided by the administrative records of other Federal agencies. Since 1963, administrative records also have been used to provide basic statistics for very small firms, reducing or eliminating the need to send them census questionnaires. The Enterprise Statistics Program, which publishes combined data from the economic census, was made possible with the implementation of the integrated census program in 1954.

The range of industries covered in the economic censuses has continued to expand. The census of construction industries began on a regular basis in 1967, and the scope of service industries was broadened in 1967, 1977, and 1987. The census of transportation began in 1963 as a set of surveys covering travel, transportation of commodities, and trucks, but expanded in 1987 to cover business establishments in several transportation industries. For 1992, these statistics are incorporated into a broadened census of transportation, communications, and utilities. Also new for 1992 is the census of financial, insurance, and real estate industries. This is part of a gradual expansion in coverage of industries previously subjected to government regulation.

The Survey of Minority-Owned Business Enterprises was first conducted as a special project in 1969 and was incorporated into the economic census in 1972 along with the Survey of Women-Owned Businesses.

An economic census has also been taken in Puerto Rico since 1909, in the Virgin Islands of the United States and Guam since 1958, and in the Commonwealth of the Northern Mariana Islands since 1982.

Statistical reports from the 1987 and earlier censuses provide historical figures for the study of long-term time series and are available in some large libraries. All of the census data published since 1967 are still available for sale on microfiche from the Census Bureau.

AVAILABILITY OF MORE FREQUENT ECONOMIC DATA

While the census provides complete enumerations every 5 years, there are many needs for more frequent data as well. The Census Bureau conducts a number of monthly, quarterly, and annual surveys, with the results appearing in publication series such as Current Business Reports (retail and wholesale trade and service industries), the Annual Survey of Manufactures, Current Industrial Reports, and the Quarterly Financial Report. Most of these surveys, while providing more frequent observations, yield less kind-of-business and geographic detail than the census. The County Business Patterns program offers annual statistics on the number of establishments, employment, and payroll classified by industry within each county.

SOURCES FOR MORE INFORMATION

More information about the scope, coverage, classification system, data items, and publications for each of the economic censuses and related surveys is published in the *Guide to the 1992 Economic Census and Related Statistics*. More information on the methodology, procedures, and history of the census will be published in the *History of the 1992 Economic Census*. Contact Customer Services for information on availability.

Census of Wholesale Trade

GENERAL

The 1992 Census of Wholesale Trade, part of the 1992 Economic Census, covered wholesale trade as defined in the *Standard Industrial Classification Manual: 1987*¹ (SIC). It included all establishments with one or more paid employees primarily engaged in selling merchandise to retailers; other wholesalers; or industrial, commercial, institutional, farm, or professional users. Companies selling products to which they have title, as well as those acting as agents or brokers in buying or selling merchandise to others, are included. The census excluded governmental organizations classified in the covered industries except for wholesale liquor establishments operated by State and local governments.

The basic tabulations in this report do not include data for establishments which are "auxiliary" (primary function is providing a service, such as warehouses) to other establishments within the same organization. Data for auxiliaries are presented in a subsequent report issued as part of the 1992 Enterprise Statistics reports.

Wholesale firms without employees are excluded from the census. In the census of retail trade, the sales of firms with no paid employees are derived from administrative records of other Federal agencies rather than from a direct canvass. These sources proved impractical for wholesale firms without paid employees. In the census of wholesale trade, the sales value is the gross volume of business conducted. Firms which operated wholly or partly on a commission basis must provide both the gross volume of business conducted and commission receipts on census forms. Agents and brokers do not report to other Federal agencies the gross selling value of goods. Moreover, administrative records make no distinction between commission receipts and sales of products by wholesalers.

Appendix A gives a more detailed explanation of census coverage and methodology.

CENSUS DISCLOSURE RULES

In accordance with Federal law governing census reports, no data are published that would disclose the operations of an individual establishment or business. However, the number of establishments in a kind-of-business

classification is not considered a disclosure, therefore, this information may be released even though other information is withheld.

GEOGRAPHIC AREAS COVERED

This report series presents data for the following areas:

1. The United States as a whole.
2. Each State and the District of Columbia
3. Each consolidated metropolitan statistical area (CMSA) and primary metropolitan statistical area (PMSA) defined by the Office of Management and Budget (OMB) as of June 30, 1993. A CMSA is an area used to facilitate the presentation and analysis of data for large concentrations of metropolitan populations. It includes two or more contiguous PMSA's which have a population of at least 1,000,000² and which meet specific criteria of urban character and of social and economic integration.
4. Each metropolitan statistical area (MSA) defined by the OMB as of June 30, 1993. An MSA is an integrated economic and social unit with a population nucleus of at least 50,000 inhabitants.² Each MSA consists of one or more counties meeting standards of metropolitan character; in New England, cities and towns rather than counties are the component geographic units.
5. The area within the State outside metropolitan areas (MA's).
6. Each county or county equivalent.³ Counties are the primary divisions of States, except in Louisiana where they are called parishes and in Alaska where they are called boroughs and census areas. Maryland, Missouri, Nevada, and Virginia have one place or more that is independent of any county organization and constitutes primary divisions of their States. These places are treated as counties and as places.
7. Each consolidated city.³ Consolidated cities are consolidated governments which consists of separately incorporated municipalities.
8. Each municipality of 2,500 inhabitants or more incorporated as a city, borough, village, or town.^{2 3}

¹*Standard Industrial Classification Manual: 1987*. For sale by Superintendent of Documents, U.S. Government Printing Office, Washington, DC 20402. Stock No. 041-001-00314-2.

²According to 1990 Census of Population or subsequent special census.

³Those defined as of January 1, 1992.

For the economic census, boroughs and census areas in Alaska, and boroughs in New York, are not included in this category.

9. Special economic urban areas (SEUA's), which include townships in Michigan, New Jersey, and Pennsylvania and towns in New York, Wisconsin, and the six New England States with 10,000 inhabitants or more.⁴

DOLLAR VALUES

All dollar values presented in this report are expressed in current dollars, i.e., 1992 data are expressed in 1992 dollars and 1987 data in 1987 dollars. Consequently, when making comparisons to prior years, users of the data should consider the inflation that has occurred

RELIABILITY OF DATA

All data compiled in this report originated from either census questionnaires or administrative records of other Federal agencies and, therefore, are not subject to sampling errors. However, the data are subject to nonsampling errors. Nonsampling errors can be attributed to many sources: inability to identify all cases in the actual universe; definition and classification difficulties; differences in the interpretation of questions; errors in recording or coding the data obtained; and other errors of collection, response, coverage, and estimation for missing or misreported data.

The accuracy of these tabulated data is determined by the joint effects of the various nonsampling errors. No direct measurement of these effects has been obtained except for estimation for missing or misreported data; however, precautionary steps were taken in all phases of the collection, processing, and tabulation of the data in an effort to minimize the effects of nonsampling errors.

The Census Bureau obtains on computer tape limited information extracted from administrative records of other Federal agencies. This information is used in conjunction with other information available to the Census Bureau to develop estimates for nonemployers, small employers, and other establishments for which responses were not received in time for publication. For an indication of the extent that data included in these reports were obtained from the administrative records of other Federal agencies and from estimation, rather than reports directly from respondents, see appendix E. Also, see appendix A for a more detailed explanation of census coverage and methodology.

SPECIAL TABULATIONS

Special tabulations of data collected in the 1992 Census of Wholesale Trade may be obtained, depending on availability of time and personnel, on diskette, computer tape,

⁴According to 1990 Census of Population or subsequent special census.

or in tabular form. The data will be in summary form and subject to the same rules prohibiting disclosure of confidential information (including name, address, kind of business, or other data for individual business establishments or companies) as are the regular publications.

Special tabulations are prepared on a cost basis. A request for a cost estimate, as well as exact specifications on the type and format of the data to be provided, should be directed to the Chief, Services Division, Bureau of the Census, Washington, DC 20233.

To discuss a special tabulation before submitting specifications, call 1-800-541-8345.

ABBREVIATIONS AND SYMBOLS

The following abbreviations and symbols are used in this publication:

–	Represents zero.
(D)	Withheld to avoid disclosing data for individual companies; data are included in broader kind-of-business totals.
(IC)	Independent city.
(NA)	Not available.
(NC)	Not comparable.
(X)	Not applicable.
CMSA	Consolidated metropolitan statistical area.
MA	Metropolitan area.
MSA	Metropolitan statistical area.
n.e.c.	Not elsewhere classified.
PMSA	Primary metropolitan statistical area.
pt.	Part.
r	Revised.
SEUA	Standard economic urban area.
SIC	Standard Industrial Classification.

The following symbols are used in this publication to show employment size ranges for employment data that has been withheld to avoid disclosing data for individual companies (employment size range codes are provided for the first time in the 1992 Economic Census):

Symbol	Employment size
AA	0—19
BB	20—99
CC	100—249
EE	250—499
FF	500—999
GG	1,000—2,499
HH	2,500—4,999
II	5,000—9,999
JJ	10,000—24,999
KK	25,000—49,999
LL	50,000—99,999
MM	100,000 or more

Users' Guide for Locating Statistics in This Report by Table Number

Information shown in tables	Table									
	1	2	3	4	5	6	7	8	9	10
GEOGRAPHIC AREAS										
The State	X	X	X						X	X
Metropolitan Areas (MA's) in the State.....							X			
Area of the State not in any MA								X		
Counties in the State				X						X
Places in the State				² X	¹ X	¹ X			² X	
DATA ITEMS³										
Establishments.....	X		X	⁴ X	⁴ X	⁴ X	⁴ X	⁴ X		
Sales	X		X	⁴ X	⁴ X	⁴ X	⁴ X	⁴ X	X	X
Annual payroll	X		X	⁴ X	⁴ X	⁴ X	⁴ X	⁴ X		
First-quarter payroll.....	X									
Paid employees for pay period including March 12, 1992	X		X	⁵ X	⁵ X	⁵ X	⁵ X	⁵ X		
Inventories	X									
Operating expenses	X									
Sales per establishment.....		X								
Sales per employee		X								
Annual payroll per employee.....		X								
Annual payroll as a percent of operating expenses.....		X								
Employees per establishment.....		X								
Operating expenses as a percent of sales		X								
End-of-year inventories as a percent of sales....		X								
1987 to 1992 comparative statistics (sales, payroll, etc.).....			X							
Counties ranked by volume of sales										X
Places ranked by volume of sales.....									² X	

¹Includes areas with 200 wholesale establishments or more.

²Includes places with 2,500 inhabitants or more, according to the 1990 Census of Population.

³See Explanation of Terms, appendix A.

⁴Manufacturers' sales branches and offices, and agents, brokers, and commission merchants are combined and displayed as "other types of operation."

⁵Presented for total and merchant wholesalers only.

Users' Guide for Locating Statistics in the 1992 Census of Wholesale Trade Reports

Report and geographic area	Information shown in reports by kind of business or industry category										
	Number of establishments	Sales (\$1,000)	Payroll (\$1,000)	Number of employees	Inventories (\$1,000)	Operating expenses (\$1,000)	Commodity line sales (\$1,000)	Sales size and employment size ¹	Legal form of organization	Petroleum bulk stations and terminals	Selected topics
GEOGRAPHIC AREA SERIES											
United States	X	X	X	X	X	X	X				
State	X	X	X	X	X	X	X				
MA	X	X	X	X	X						
County	X	X	X	X	X						
Place	X	X	X	X	X						
ESTABLISHMENT AND FIRM SIZE (INCLUDING LEGAL FORM OF ORGANIZATION)											
United States	X	X	² X	² X	² X	² X		X	X		
MEASURES OF VALUE PRODUCED, CAPITAL EXPENDITURES, DEPRECIABLE ASSETS, AND OPERATING EXPENSES											
United States ²		X	X		X	X			X		³ X
COMMODITY LINE SALES											
United States	X	X					X				
State ⁴	X	X					X				
MA ⁴	X	X					X				
MISCELLANEOUS SUBJECTS											
United States	X	X	X	X	X	X				X	⁵ X
State						X				X	
County						X				X	

¹Establishments and firms.

²Merchant wholesalers only.

³Value produced, capital expenditures, depreciable assets, and selected operating expenses detail.

⁴Available on CD ROM only.

⁵Class of customer; employment by principal activity; detailed type of operation; inventory detail; commissions of agents and brokers; and gross margins, gross profits, and their components of merchant wholesalers.

Contents

Oregon

[Page numbers listed here omit the prefix that appears as part of the number of each page]

	Page
Introduction to the Economic Census	III
Census of Wholesale Trade	V
Users' Guide for Locating Statistics in This Report by Table Number	VII
Users' Guide for Locating Statistics in the 1992 Census of Wholesale Trade Reports ...	VIII
Summary of Findings	2

FIGURES

1. Percent of Wholesale Sales by Type of Operation: 1992 and 1987	3
2. Wholesale Sales by Industry Group: 1992 and 1987	4
3. Wholesale Employment by Industry Group: 1992 and 1987	5
Maps	6

TABLES

1. Summary Statistics for the State: 1992	9
2. Selected Ratios for the State: 1992	13
3. Comparative Statistics for the State: 1992 and 1987	16
4. Summary Statistics for Counties and for Places With 2,500 Inhabitants or More: 1992	19
5. Summary Statistics for Places With 200 Establishments or More: 1992	21
6. Summary Statistics for Counties With 200 Establishments or More: 1992	24
7. Summary Statistics for Metropolitan Areas: 1992	29
8. Summary Statistics for the Area Outside Metropolitan Areas: 1992	34
9. Places With 2,500 Inhabitants or More Ranked by Volume of Sales: 1992	36
10. Counties Ranked by Volume of Sales: 1992	37

APPENDIXES

A. General Explanation	A-1
B. Sample Report Form and Instructions	B-1
C. Kind-of-Business Titles and Reporting-Form Numbers	C-1
D. Metropolitan Areas	D-1
E. Percent of Sales Data Based on Administrative Records and Estimation for the State: 1992	E-1
F. Geographic Notes	F-1
G. Establishments in Business Any Time During Year and Establishments in Business at End of Year for the State: 1992 and 1987	G-1

Publication Program

Inside back cover

Summary of Findings

Oregon had 6,455 wholesale establishments in 1992 with \$42.4 billion in sales. This represents a 8.5 percent increase in wholesale establishments and a 41.9 percent increase in sales over 1987 according to the 1992 Census of Wholesale Trade conducted by the Bureau of the Census, U.S. Department of Commerce.

Merchant wholesalers accounted for 84.4 percent or 5,447 of the total establishments and 71.1 percent or \$30.2 billion of the total sales in 1992 compared with 84.0 percent of the establishments and 66.1 percent of the sales in 1987. Manufacturers' sales branches and offices with 463 establishments and \$8.2 billion in sales and agents, brokers, and commission merchants with 545 establishments and \$4.1 billion in sales made up the rest of the wholesale trade total in 1992.

Grain and field beans wholesalers were the largest group of wholesalers by kind of business in terms of sales with \$6.0 billion followed by lumber, plywood, millwork, and wood panels wholesalers with \$4.8 billion and automobiles and other motor vehicles wholesalers with \$3.3 billion. Out of 69 kind of business groups, these three accounted for 33.3 percent of the total sales in the State.

Annual payroll for all wholesalers in the State was up from \$1.5 billion in 1987 to \$2.0 billion in 1992. Merchant wholesalers had annual payroll of \$1.7 billion in 1992 while manufacturers' sales branches and offices recorded \$277.9 million and agents, brokers, and commission merchants had \$93.0 million.

Employment by all wholesalers in Oregon as of mid-March 1992 was 72,100, an increase of 12.5 percent since 1987. Merchant wholesalers with 61,547 employees accounted for 85.4 percent of the total wholesale employment in 1992 compared with 84.7 percent in 1987.

Inventories of \$2.6 billion were held at wholesale establishments in the State at the end of 1992. Merchant wholesalers held 89.3 percent of these inventories while manufacturers' sales branches and sales offices held 10.4 percent and agent, brokers, and commission merchants held .3 percent. Inventories of all wholesalers increased during 1992 by .9 percent while those of merchant wholesalers increased 2.7 percent.

Payroll per employee in the State averaged \$28.0 thousand for all wholesalers in 1992, an increase of 22.6 percent since 1987. Merchant wholesalers averaged \$26.8 thousand per employee while manufacturers' sales branches and offices was \$36.7 thousand and agents, brokers, and commission merchants were \$31.2 thousand in 1992.

Annual payroll as a percent of operating expenses for all wholesalers remained unchanged at 49.0 percent in both 1987 and 1992. The ratio for merchant wholesalers was 48.6 percent; for manufacturers' sales branches and offices it was 50.0 percent; and for agents, brokers and commission merchants it was 52.9 percent.

Figure 1. **Percent of Wholesale Sales by Type of Operation: 1992 and 1987**
(Percents may not add to 100 because of rounding. For meaning of abbreviations and symbols, see introductory text)

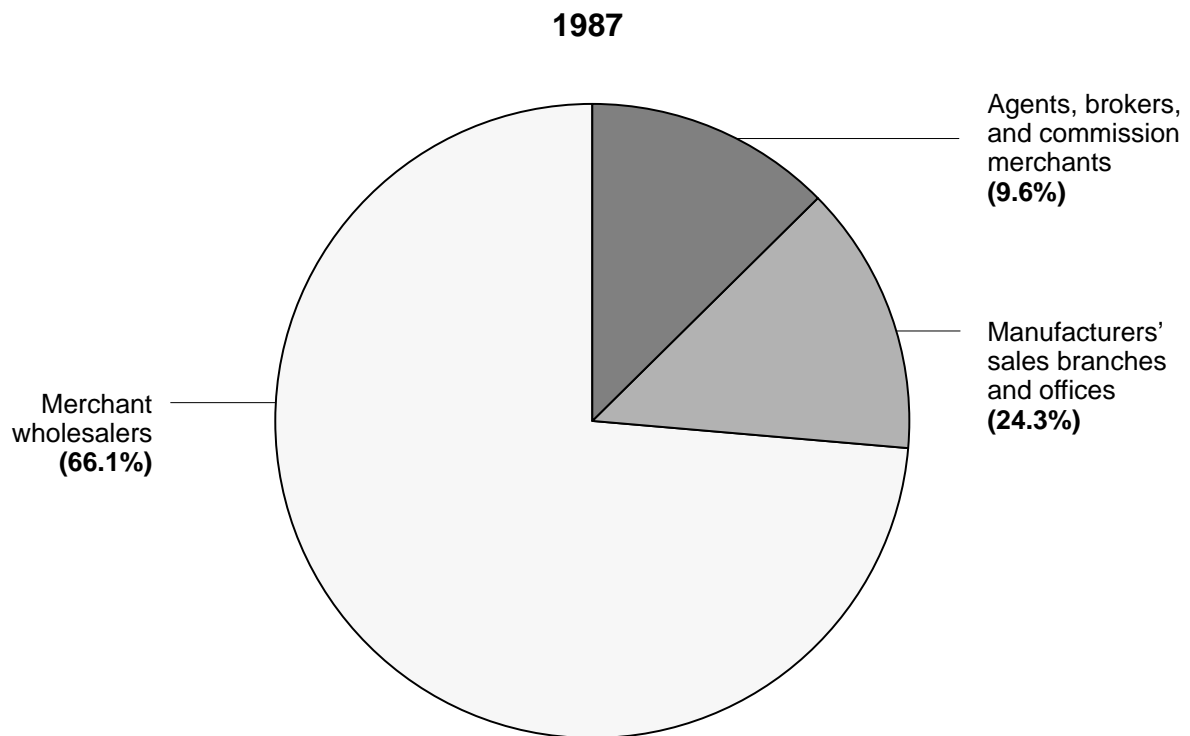
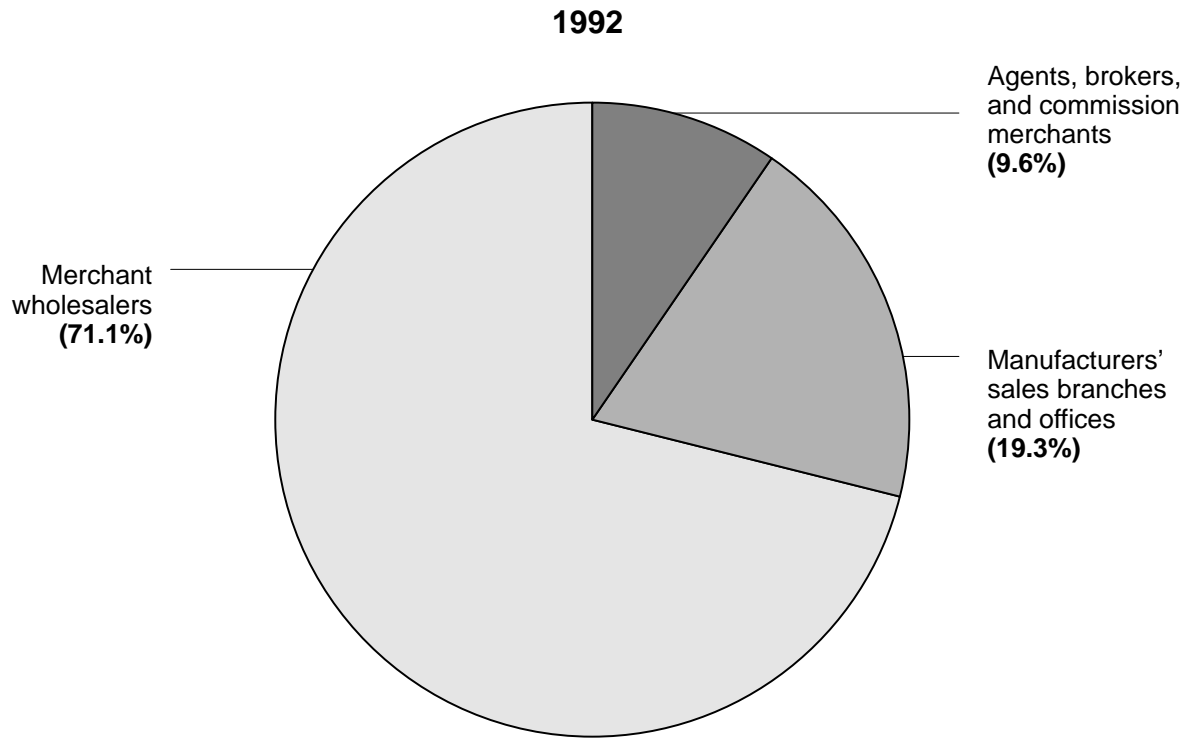


Figure 2. **Wholesale Sales by Industry Group: 1992 and 1987**
(Millions of dollars. For meaning of abbreviations and symbols, see introductory text)

1992 
1987 

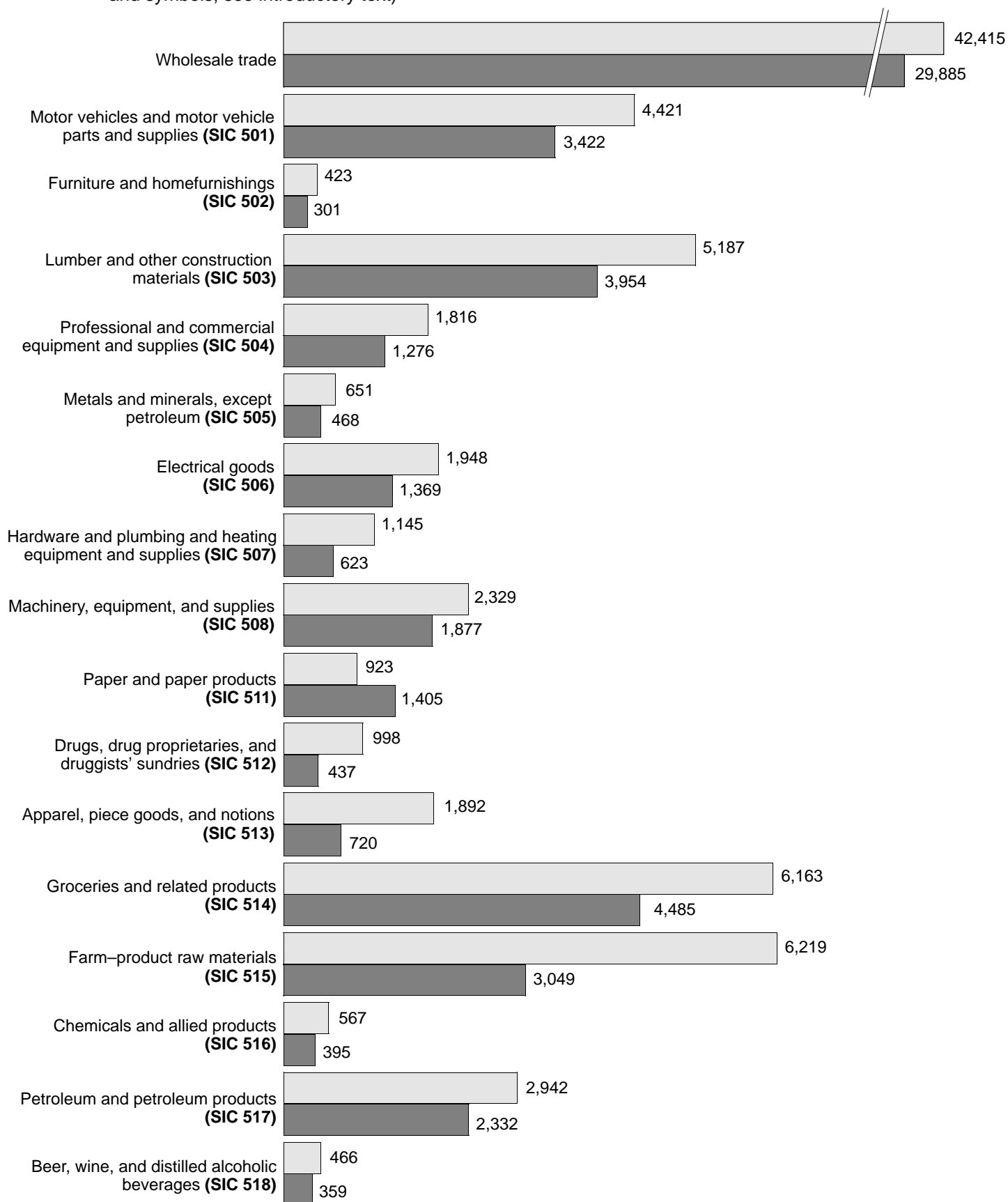




Figure 3. **Wholesale Employment by Industry Group: 1992 and 1987**
 (Number. For meaning of abbreviations and symbols, see introductory text)

1992 
 1987 

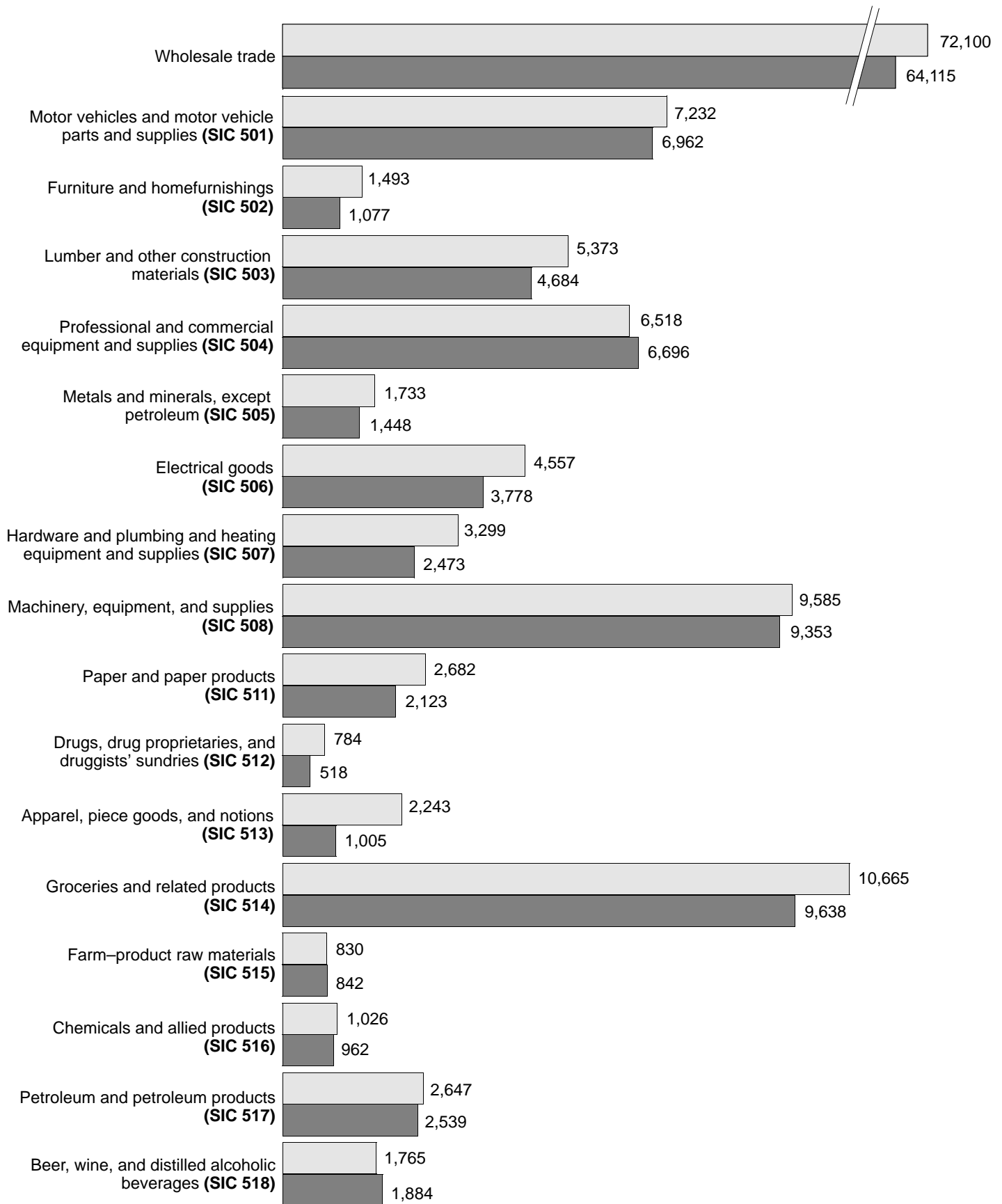




Table 1. Summary Statistics for the State: 1992

[For meaning of abbreviations and symbols, see introductory text. For explanation of terms and comparability of 1987 and 1992 censuses, see appendix A]

SIC code	Type of operation and kind of business	Estab- lish- ments (number)	Sales (\$1,000)	Annual payroll (\$1,000)	First- quarter payroll (\$1,000)	Paid employees for pay period including March 12 (number)	Operating expenses (\$1,000)	End-of-1991 inventories (\$1,000)	End-of-1992 inventories (\$1,000)
	Wholesale trade -----	6 455	42 415 081	2 021 255	479 735	72 100	4 129 187	2 571 661	2 594 779
TYPES OF OPERATION									
	Merchant wholesalers -----	5 447	30 161 212	1 650 346	391 056	61 547	3 398 027	2 256 416	2 317 163
	Wholesale distributors and jobbers -----	5 080	20 973 577	1 451 716	341 528	55 391	2 901 461	1 813 595	1 883 453
	Importers -----	144	2 923 314	99 671	24 572	2 533	260 113	187 237	171 907
	Exporters -----	137	5 547 189	58 714	15 665	1 546	125 099	174 759	189 526
	Terminal grain elevators -----	4	(D)	(D)	(D)	BB	(D)	(D)	(D)
	Country grain elevators -----	21	(D)	(D)	(D)	BB	(D)	(D)	(D)
	Assemblers of farm products, except country grain elevators -----	61	480 473	37 583	8 697	1 948	99 609	57 725	53 485
	Manufacturers' sales branches and sales offices -----	463	8 198 013	277 922	67 479	7 572	555 401	305 077	268 993
	Sales branches (with stock) -----	313	4 661 184	214 907	52 021	6 110	427 515	305 077	268 993
	Sales offices (without stock) -----	150	3 536 829	63 015	15 458	1 462	127 886	-	-
	Agents, brokers, and commission merchants ----	545	4 055 856	92 987	21 200	2 981	175 759	10 168	8 623
	Auction companies -----	17	368 854	4 782	1 326	450	8 282	180	16
	Brokers -----	86	1 546 793	27 311	6 394	804	49 412	166	354
	Commission merchants -----	61	234 730	5 658	1 379	289	11 707	1 501	1 137
	Import agents -----	5	(D)	(D)	(D)	BB	(D)	(D)	(D)
	Export agents -----	13	(D)	(D)	(D)	BB	(D)	(D)	(D)
	Manufacturers' agents -----	363	1 760 152	51 908	11 591	1 380	101 063	6 085	4 760
TYPES OF OPERATION BY KIND OF BUSINESS									
	Wholesale trade -----	6 455	42 415 081	2 021 255	479 735	72 100	4 129 187	2 571 661	2 594 779
50	Durable goods -----	4 268	19 687 332	1 287 516	305 736	43 548	2 484 381	1 593 586	1 656 419
501	Motor vehicles and motor vehicle parts and supplies -----	655	4 420 901	180 155	43 356	7 232	341 779	283 899	268 414
5012	Automobiles and other motor vehicles -----	104	3 314 736	56 365	13 646	1 820	106 262	117 110	108 442
5013	Motor vehicle supplies and new parts -----	358	869 505	93 623	22 389	4 067	174 060	136 130	133 213
5014	Tires and tubes -----	66	174 809	17 275	4 147	4 681	36 523	23 639	19 301
5015	Motor vehicle parts, used -----	127	61 851	12 892	3 174	664	24 934	7 020	7 458
502	Furniture and homefurnishings -----	180	422 557	38 138	9 027	1 493	76 572	29 401	32 100
5021	Furniture -----	67	185 251	16 733	3 954	683	31 308	7 211	7 862
5023	Homefurnishings -----	113	237 306	21 405	5 073	810	45 264	22 190	24 238
503	Lumber and other construction materials -----	487	5 187 000	192 832	46 353	5 373	363 919	196 903	242 938
5031	Lumber, plywood, millwork, and wood panels -----	336	4 794 048	153 842	37 932	3 930	291 791	168 277	214 386
5032	Brick, stone, and related construction materials -----	44	76 076	9 813	2 281	323	20 199	8 788	6 986
5033	Roofing, siding, and insulation materials -----	50	179 959	12 853	2 760	496	25 187	10 444	11 671
5039	Construction materials, n.e.c. -----	57	136 917	16 324	3 380	624	26 742	9 394	9 895
504	Professional and commercial equipment and supplies ----	589	1 815 939	214 691	51 244	6 518	398 279	126 658	127 576
5043	Photographic equipment and supplies -----	14	(D)	(D)	(D)	CC	(D)	(D)	(D)
5044	Office equipment -----	114	209 784	48 727	11 335	1 563	79 977	16 274	18 543
5045	Computers and computer peripheral equipment and software -----	228	997 154	98 869	24 175	2 640	185 493	57 513	55 415
5046	Commercial equipment, n.e.c. -----	74	139 113	17 884	4 010	646	37 528	13 851	15 336
5047	Medical, dental, and hospital equipment and supplies ---	96	326 643	32 103	7 917	956	60 851	23 719	23 510
5048	Ophthalmic goods -----	25	49 049	5 126	1 169	238	9 985	4 676	4 079
5049	Professional equipment and supplies, n.e.c. -----	38	(D)	(D)	(D)	EE	(D)	(D)	(D)
505	Metals and minerals, except petroleum -----	110	651 034	52 703	12 737	1 733	112 403	110 736	118 576
5051	Metals service centers and offices -----	107	626 550	52 099	12 654	1 726	110 966	110 159	117 960
5052	Coal and other minerals and ores -----	3	24 484	604	83	7	1 437	577	616
506	Electrical goods -----	484	1 948 182	145 497	34 540	4 557	282 330	121 888	120 897
5063	Electrical apparatus and equipment, wiring supplies, and construction materials -----	247	884 847	66 955	15 904	2 259	130 195	73 601	74 609
5064	Electrical appliances, television and radio sets -----	35	261 736	14 710	3 530	502	34 229	18 220	17 523
5065	Electronic parts and equipment, n.e.c. -----	202	801 599	63 832	15 106	1 796	117 906	30 067	28 765
507	Hardware, and plumbing and heating equipment and supplies -----	297	1 145 438	95 657	23 048	3 299	173 368	146 536	154 051
5072	Hardware -----	120	509 851	36 489	8 272	1 353	65 580	75 415	78 782
5074	Plumbing and heating equipment and supplies (hydronics) -----	110	382 073	40 118	9 862	1 385	74 435	51 557	51 679
5075	Warm air heating and air-conditioning equipment and supplies -----	49	225 446	15 607	3 957	466	27 415	15 918	19 733
5078	Refrigeration equipment and supplies -----	18	28 068	3 443	957	95	5 938	3 646	3 857
508	Machinery, equipment, and supplies -----	1 029	2 328 950	277 637	65 238	9 585	515 216	451 160	445 843
5082	Construction and mining (except petroleum) machinery and equipment -----	106	419 678	44 789	9 478	1 495	86 324	132 807	126 801
5083	Farm and garden machinery and equipment -----	137	337 183	34 954	8 240	1 379	68 674	82 967	84 982
5084	Industrial machinery and equipment -----	353	745 565	95 753	22 548	3 012	171 759	103 459	105 625
5085	Industrial supplies -----	271	583 113	67 863	16 820	2 368	128 028	83 701	78 983
5087	Service establishment equipment and supplies -----	104	118 371	20 998	5 029	864	37 462	13 191	13 793
5088	Transportation equipment and supplies, except motor vehicles -----	58	125 040	13 280	3 123	467	22 969	35 035	35 659
509	Miscellaneous durable goods -----	437	1 767 331	90 206	20 193	3 758	220 515	126 405	146 024
5091	Sporting and recreational goods and supplies -----	103	285 588	19 904	4 358	840	45 168	26 441	30 256
5092	Toys and hobby goods and supplies -----	33	78 799	6 624	1 412	314	14 608	7 193	8 068
5093	Scrap and waste materials -----	112	253 959	26 782	6 196	1 216	66 182	20 764	20 376
5094	Jewelry, watches, precious stones, and precious metals -	32	77 570	4 664	1 100	229	13 387	7 836	8 647
5099	Durable goods, n.e.c. -----	157	1 071 415	32 232	7 127	1 159	81 170	64 171	78 677

WHOLESALE TRADE—GEOGRAPHIC AREA SERIES

OREGON OR-9

Table 1. Summary Statistics for the State: 1992 —Con.

[For meaning of abbreviations and symbols, see introductory text. For explanation of terms and comparability of 1987 and 1992 censuses, see appendix A]

SIC code	Type of operation and kind of business	Estab-lish-ments (number)	Sales (\$1,000)	Annual payroll (\$1,000)	First-quarter payroll (\$1,000)	Paid employees for pay period including March 12 (number)	Operating expenses (\$1,000)	End-of-1991 inventories (\$1,000)	End-of-1992 inventories (\$1,000)
TYPES OF OPERATION BY KIND OF BUSINESS — Con.									
Wholesale trade — Con.									
51	Nondurable goods	2 187	22 727 749	733 739	173 999	28 552	1 644 806	978 075	938 360
511	Paper and paper products	234	923 141	69 554	16 984	2 682	128 082	58 441	52 848
5111	Printing and writing paper	33	398 319	17 366	4 624	565	31 878	25 063	19 811
5112	Stationery and office supplies	149	301 219	38 582	9 307	1 681	70 844	18 971	17 468
5113	Industrial and personal service paper	52	223 603	13 606	3 053	436	25 360	14 407	15 569
512	Drugs, drug proprietaries, and druggists' sundries	73	997 837	21 730	5 106	784	46 475	63 203	70 377
5122	Drugs, drug proprietaries, and druggists' sundries	73	997 837	21 730	5 106	784	46 475	63 203	70 377
513	Apparel, piece goods, and notions	99	1 892 403	81 112	20 857	2 243	215 269	134 513	107 024
5131	Piece goods, notions, and other dry goods	33	(D)	(D)	(D)	EE	(D)	(D)	(D)
5136	Men's and boys' clothing and furnishings	29	(D)	(D)	(D)	CC	(D)	(D)	(D)
5137	Women's, children's, and infants' clothing and accessories	24	309 133	19 780	4 262	564	54 665	8 504	10 672
5139	Footwear	13	(D)	(D)	(D)	FF	(D)	(D)	(D)
514	Groceries and related products	586	6 162 699	265 995	61 663	10 665	562 763	249 883	240 285
5141	Groceries, general line	68	(D)	(D)	(D)	HH	(D)	(D)	(D)
5142	Packaged frozen foods	45	798 151	19 469	4 254	674	39 194	10 986	12 516
5143	Dairy products, except dried or canned	38	286 710	11 743	3 146	392	23 866	10 583	4 888
5144	Poultry and poultry products	8	(D)	(D)	(D)	CC	(D)	(D)	(D)
5145	Confectionery	34	102 620	8 564	1 754	322	13 733	1 819	1 885
5146	Fish and seafoods	35	129 872	7 321	1 714	481	18 645	4 295	4 905
5147	Meats and meat products	55	460 774	18 245	3 856	684	40 317	11 813	12 253
5148	Fresh fruits and vegetables	91	468 509	41 313	9 349	2 242	95 135	11 967	12 849
5149	Groceries and related products, n.e.c.	212	(D)	(D)	(D)	HH	(D)	(D)	(D)
515	Farm-product raw materials	102	6 218 688	19 752	4 686	830	48 839	70 107	76 426
5153	Grain and field beans	63	5 999 294	15 878	3 728	458	39 532	66 239	72 874
5154	Livestock	19	184 993	1 563	387	256	4 278	211	52
5159	Farm-product raw materials, n.e.c.	20	34 401	2 311	571	116	5 029	3 657	3 500
516	Chemicals and allied products	133	566 543	30 890	7 354	1 026	65 775	24 601	26 998
5162	Plastics materials and basic forms and shapes	32	96 791	5 302	1 211	189	12 234	5 766	6 451
5169	Chemicals and allied products, n.e.c.	101	469 752	25 588	6 143	837	53 541	18 835	20 547
517	Petroleum and petroleum products	267	2 942 424	61 260	13 953	2 647	174 741	134 017	117 181
5171	Petroleum bulk stations and terminals	218	2 615 983	53 355	12 191	2 356	142 014	128 065	110 361
5172	Petroleum and petroleum products wholesalers, except bulk stations and terminals	49	326 441	7 905	1 762	291	32 727	5 952	6 820
518	Beer, wine, and distilled alcoholic beverages	98	465 689	49 783	11 861	1 765	98 331	29 638	29 601
5181	Beer and ale	68	375 252	40 622	9 562	1 421	79 974	21 868	21 275
5182	Wine and distilled alcoholic beverages	30	90 437	9 161	2 299	344	18 357	7 770	8 326
519	Miscellaneous nondurable goods	595	2 558 325	133 663	31 535	5 910	304 531	213 672	217 620
5191	Farm supplies	269	921 678	56 540	13 358	2 465	131 405	132 999	129 864
5192	Books, periodicals, and newspapers	67	241 901	24 391	5 803	1 017	41 364	11 594	10 974
5193	Flowers, nursery stock, and florists' supplies	70	110 875	13 059	3 266	691	35 130	6 496	6 810
5194	Tobacco and tobacco products	13	344 724	9 174	2 195	392	28 693	20 568	22 417
5198	Paints, varnishes, and supplies	41	96 034	8 531	1 937	293	20 744	6 690	7 267
5199	Nondurable goods, n.e.c.	135	843 113	21 968	4 976	1 052	47 195	35 325	40 288
Merchant wholesalers		5 447	30 161 212	1 650 346	391 056	61 547	3 398 027	2 256 416	2 317 163
50	Durable goods	3 671	13 419 009	1 069 388	253 276	37 773	2 064 388	1 446 464	1 519 109
501	Motor vehicles and motor vehicle parts and supplies	599	2 128 374	152 326	36 435	6 278	292 916	252 740	243 131
5012	Automobiles and other motor vehicles	91	(D)	(D)	(D)	GG	(D)	(D)	(D)
5013	Motor vehicle supplies and new parts	319	(D)	(D)	(D)	HH	(D)	(D)	(D)
5014	Tires and tubes	62	(D)	(D)	(D)	FF	(D)	(D)	(D)
5015	Motor vehicle parts, used	127	61 851	12 892	3 174	664	24 934	7 020	7 458
502	Furniture and homefurnishings	152	278 865	34 714	8 314	1 397	66 111	28 481	30 725
5021	Furniture	55	115 309	15 398	3 637	643	28 346	6 762	7 304
5023	Homefurnishings	97	163 556	19 316	4 677	754	37 765	21 719	23 421
503	Lumber and other construction materials	426	3 983 299	166 026	40 278	4 567	304 979	166 082	210 306
5031	Lumber, plywood, millwork, and wood panels	299	3 669 620	132 093	32 924	3 288	242 321	141 518	184 741
5032	Brick, stone, and related construction materials	32	(D)	(D)	(D)	CC	(D)	(D)	(D)
5033	Roofing, siding, and insulation materials	45	(D)	(D)	(D)	EE	(D)	(D)	(D)
5039	Construction materials, n.e.c.	50	121 847	15 415	3 193	583	24 997	8 319	9 465
504	Professional and commercial equipment and supplies	509	1 048 244	137 076	32 590	4 899	254 115	99 747	99 356
5043	Photographic equipment and supplies	12	22 844	2 968	758	128	5 568	2 681	2 662
5044	Office equipment	100	125 884	33 621	7 708	1 230	52 794	12 719	15 620
5045	Computers and computer peripheral equipment and software	198	409 800	45 183	11 119	1 610	84 679	38 194	34 202
5046	Commercial equipment, n.e.c.	68	(D)	(D)	(D)	FF	(D)	(D)	(D)
5047	Medical, dental, and hospital equipment and supplies	77	267 099	26 339	6 558	856	51 060	21 303	20 993
5048	Ophthalmic goods	21	(D)	(D)	(D)	CC	(D)	(D)	(D)
5049	Professional equipment and supplies, n.e.c.	33	57 544	7 782	1 683	258	16 095	7 412	7 539
505	Metals and minerals, except petroleum	93	(D)	(D)	(D)	GG	(D)	(D)	(D)
5051	Metals service centers and offices	90	(D)	(D)	(D)	GG	(D)	(D)	(D)
5052	Coal and other minerals and ores	3	24 484	604	83	7	1 437	577	616
506	Electrical goods	348	1 058 992	110 391	25 909	3 722	218 546	111 088	113 508
5063	Electrical apparatus and equipment, wiring supplies, and construction materials	184	526 224	52 476	12 370	1 861	105 093	69 764	70 392
5064	Electrical appliances, television and radio sets	27	(D)	(D)	(D)	EE	(D)	(D)	(D)
5065	Electronic parts and equipment, n.e.c.	137	(D)	(D)	(D)	GG	(D)	(D)	(D)

OR-10 OREGON

WHOLESALE TRADE—GEOGRAPHIC AREA SERIES

Table 1. Summary Statistics for the State: 1992 —Con.

[For meaning of abbreviations and symbols, see introductory text. For explanation of terms and comparability of 1987 and 1992 censuses, see appendix A]

SIC code	Type of operation and kind of business	Estab-lish-ments (number)	Sales (\$1,000)	Annual payroll (\$1,000)	First-quarter payroll (\$1,000)	Paid employees for pay period including March 12 (number)	Operating expenses (\$1,000)	End-of-1991 inventories (\$1,000)	End-of-1992 inventories (\$1,000)
TYPES OF OPERATION BY KIND OF BUSINESS —Con.									
Merchant wholesalers —Con.									
50	Durable goods —Con.								
507	Hardware, and plumbing and heating equipment and supplies -----	243	(D)	(D)	(D)	HH	(D)	(D)	(D)
5072	Hardware -----	97	419 446	32 038	7 187	1 227	57 725	72 425	77 451
5074	Plumbing and heating equipment and supplies (hydronics) -----	93	(D)	(D)	(D)	GG	(D)	(D)	(D)
5075	Warm air heating and air-conditioning equipment and supplies -----	36	169 426	10 505	2 882	350	17 864	11 995	15 651
5078	Refrigeration equipment and supplies -----	17	(D)	(D)	(D)	BB	(D)	(D)	(D)
508	Machinery, equipment, and supplies -----	914	1 944 545	254 788	59 847	8 846	470 024	429 028	424 664
5082	Construction and mining (except petroleum) machinery and equipment -----	99	(D)	(D)	(D)	GG	(D)	(D)	(D)
5083	Farm and garden machinery and equipment -----	130	321 031	34 345	8 102	1 357	67 009	82 073	84 438
5084	Industrial machinery and equipment -----	300	549 765	85 572	20 186	2 748	151 927	99 284	101 098
5085	Industrial supplies -----	232	464 250	60 864	15 179	2 097	113 364	75 422	71 449
5087	Service establishment equipment and supplies -----	98	(D)	(D)	(D)	FF	(D)	(D)	(D)
5088	Transportation equipment and supplies, except motor vehicles -----	55	(D)	(D)	(D)	EE	(D)	(D)	(D)
509	Miscellaneous durable goods -----	387	(D)	(D)	(D)	HH	(D)	(D)	(D)
5091	Sporting and recreational goods and supplies -----	78	(D)	(D)	(D)	FF	(D)	(D)	(D)
5092	Toys and hobby goods and supplies -----	31	(D)	(D)	(D)	EE	(D)	(D)	(D)
5093	Scrap and waste materials -----	111	(D)	(D)	(D)	GG	(D)	(D)	(D)
5094	Jewelry, watches, precious stones, and precious metals -----	31	(D)	(D)	(D)	CC	(D)	(D)	(D)
5099	Durable goods, n.e.c. -----	136	(D)	(D)	(D)	GG	(D)	(D)	(D)
51	Nondurable goods -----	1 776	16 742 203	580 958	137 780	23 774	1 333 639	809 952	798 054
511	Paper and paper products -----	185	491 175	54 413	13 274	2 233	98 953	44 299	44 391
5111	Printing and writing paper -----	24	(D)	(D)	(D)	EE	(D)	(D)	(D)
5112	Stationery and office supplies -----	126	229 277	33 371	8 131	1 542	60 499	18 575	16 900
5113	Industrial and personal service paper -----	35	(D)	(D)	(D)	EE	(D)	(D)	(D)
512	Drugs, drug proprietaries, and druggists' sundries -----	60	590 002	15 207	3 513	620	33 420	58 153	66 001
5122	Drugs, drug proprietaries, and druggists' sundries -----	60	590 002	15 207	3 513	620	33 420	58 153	66 001
513	Apparel, piece goods, and notions -----	77	1 690 780	74 186	19 374	2 126	200 070	134 214	106 700
5131	Piece goods, notions, and other dry goods -----	29	(D)	(D)	(D)	EE	(D)	(D)	(D)
5136	Men's and boys' clothing and furnishings -----	20	(D)	(D)	(D)	CC	(D)	(D)	(D)
5137	Women's, children's, and infants' clothing and accessories -----	18	(D)	(D)	(D)	EE	(D)	(D)	(D)
5139	Footwear -----	10	(D)	(D)	(D)	FF	(D)	(D)	(D)
514	Groceries and related products -----	436	3 803 580	187 413	43 162	8 174	417 558	219 693	216 394
5141	Groceries, general line -----	58	(D)	(D)	(D)	GG	(D)	(D)	(D)
5142	Packaged frozen foods -----	33	(D)	(D)	(D)	EE	(D)	(D)	(D)
5143	Dairy products, except dried or canned -----	29	(D)	(D)	(D)	EE	(D)	(D)	(D)
5144	Poultry and poultry products -----	6	69 717	5 543	1 423	191	15 544	2 392	2 288
5145	Confectionery -----	27	(D)	(D)	(D)	CC	(D)	(D)	(D)
5146	Fish and seafoods -----	27	(D)	(D)	(D)	EE	(D)	(D)	(D)
5147	Meats and meat products -----	48	362 909	15 963	3 286	604	35 510	10 924	11 541
5148	Fresh fruits and vegetables -----	80	426 694	40 141	9 046	2 181	91 428	11 967	12 849
5149	Groceries and related products, n.e.c. -----	128	507 799	36 800	8 326	1 731	83 675	54 171	49 799
515	Farm-product raw materials -----	80	6 008 798	17 209	4 072	573	43 280	69 818	76 297
5153	Grain and field beans -----	58	(D)	(D)	(D)	EE	(D)	(D)	(D)
5154	Livestock -----	5	(D)	(D)	(D)	BB	(D)	(D)	(D)
5159	Farm-product raw materials, n.e.c. -----	17	(D)	(D)	(D)	CC	(D)	(D)	(D)
516	Chemicals and allied products -----	97	227 130	21 337	5 051	760	44 205	17 372	19 860
5162	Plastics materials and basic forms and shapes -----	24	(D)	(D)	(D)	CC	(D)	(D)	(D)
5169	Chemicals and allied products, n.e.c. -----	73	(D)	(D)	(D)	FF	(D)	(D)	(D)
517	Petroleum and petroleum products -----	222	1 262 310	46 862	10 622	2 259	132 679	31 623	30 972
5171	Petroleum bulk stations and terminals -----	192	1 047 414	41 931	9 413	2 052	117 865	27 823	26 939
5172	Petroleum and petroleum products wholesalers, except bulk stations and terminals -----	30	214 896	4 931	1 209	207	14 814	3 800	4 033
518	Beer, wine, and distilled alcoholic beverages -----	90	(D)	(D)	(D)	GG	(D)	(D)	(D)
5181	Beer and ale -----	67	(D)	(D)	(D)	GG	(D)	(D)	(D)
5182	Wine and distilled alcoholic beverages -----	23	(D)	(D)	(D)	EE	(D)	(D)	(D)
519	Miscellaneous nondurable goods -----	529	(D)	(D)	(D)	II	(D)	(D)	(D)
5191	Farm supplies -----	250	849 115	51 999	12 242	2 299	122 268	128 095	123 704
5192	Books, periodicals, and newspapers -----	50	141 344	18 647	4 274	829	31 021	11 441	10 791
5193	Flowers, nursery stock, and florists' supplies -----	65	(D)	(D)	(D)	FF	(D)	(D)	(D)
5194	Tobacco and tobacco products -----	12	(D)	(D)	(D)	EE	(D)	(D)	(D)
5198	Paints, varnishes, and supplies -----	27	(D)	(D)	(D)	CC	(D)	(D)	(D)
5199	Nondurable goods, n.e.c. -----	125	(D)	(D)	(D)	GG	(D)	(D)	(D)
Manufacturers' sales branches and sales offices -----									
50	Durable goods -----	241	4 365 521	163 735	40 164	4 212	317 020	138 314	129 830
501	Motor vehicles and motor vehicle parts and supplies -----	39	2 002 897	22 169	5 453	676	39 215	31 038	25 183
502	Furniture and homefurnishings -----	3	(D)	(D)	(D)	BB	(D)	(D)	(D)
503	Lumber and other construction materials -----	32	893 599	22 484	5 328	692	51 843	28 185	29 746
504	Professional and commercial equipment and supplies -----	44	684 775	72 542	17 519	1 520	135 717	26 758	28 134
505	Metals and minerals, except petroleum -----	11	97 526	5 082	1 388	162	10 638	12 929	11 790
506	Electrical goods -----	51	393 781	19 307	4 980	460	36 197	10 051	6 889

Table 1. Summary Statistics for the State: 1992 —Con.

[For meaning of abbreviations and symbols, see introductory text. For explanation of terms and comparability of 1987 and 1992 censuses, see appendix A]

SIC code	Type of operation and kind of business	Estab-lish-ments (number)	Sales (\$1,000)	Annual payroll (\$1,000)	First-quarter payroll (\$1,000)	Paid employees for pay period including March 12 (number)	Operating expenses (\$1,000)	End-of-1991 inventories (\$1,000)	End-of-1992 inventories (\$1,000)
TYPES OF OPERATION BY KIND OF BUSINESS — Con.									
Manufacturers' sales branches and sales offices — Con.									
50	Durable goods — Con.								
507	Hardware, and plumbing and heating equipment and supplies -----	11	(D)	(D)	(D)	CC	(D)	(D)	(D)
508	Machinery, equipment, and supplies -----	48	221 639	15 531	3 825	500	30 406	19 474	19 559
509	Miscellaneous durable goods -----	2	(D)	(D)	(D)	AA	(D)	(D)	(D)
51	Nondurable goods -----	222	3 832 492	114 187	27 315	3 360	238 381	166 763	139 163
511	Paper and paper products -----	27	352 494	12 262	3 162	385	23 608	14 121	8 306
512	Drugs, drug proprietaries, and druggists' sundries -----	4	308 817	4 930	1 231	105	9 692	5 050	4 376
513	Apparel, piece goods, and notions -----	2	(D)	(D)	(D)	BB	(D)	(D)	(D)
514	Groceries and related products -----	86	803 248	53 623	12 665	1 711	99 520	30 169	23 880
515	Farm-product raw materials -----	—	—	—	—	—	—	—	—
516	Chemicals and allied products -----	24	278 998	8 075	1 995	221	18 518	6 293	6 409
517	Petroleum and petroleum products -----	43	(D)	(D)	(D)	EE	(D)	(D)	(D)
518	Beer, wine, and distilled alcoholic beverages -----	2	(D)	(D)	(D)	BB	(D)	(D)	(D)
519	Miscellaneous nondurable goods -----	34	(D)	(D)	(D)	EE	(D)	(D)	(D)
	Agents, brokers, and commission merchants ----	545	4 055 856	92 987	21 200	2 981	175 759	10 168	8 623
50	Durable goods -----	356	1 902 802	54 393	12 296	1 563	102 973	8 808	7 480
501	Motor vehicles and motor vehicle parts and supplies -----	17	289 630	5 660	1 468	278	9 648	121	100
502	Furniture and homefurnishings -----	25	(D)	(D)	(D)	BB	(D)	(D)	(D)
503	Lumber and other construction materials -----	29	310 102	4 322	747	114	7 097	2 636	2 886
504	Professional and commercial equipment and supplies -----	36	82 920	5 073	1 135	99	8 447	153	86
505	Metals and minerals, except petroleum -----	6	(D)	(D)	(D)	AA	(D)	(D)	(D)
506	Electrical goods -----	85	495 409	15 799	3 651	375	27 587	749	500
507	Hardware, and plumbing and heating equipment and supplies -----	43	190 432	8 085	1 990	200	15 102	1 417	1 384
508	Machinery, equipment, and supplies -----	67	162 766	7 318	1 566	239	14 786	2 658	1 620
509	Miscellaneous durable goods -----	48	(D)	(D)	(D)	CC	(D)	(D)	(D)
51	Nondurable goods -----	189	2 153 054	38 594	8 904	1 418	72 786	1 360	1 143
511	Paper and paper products -----	22	79 472	2 879	548	64	5 521	21	151
512	Drugs, drug proprietaries, and druggists' sundries -----	9	99 018	1 593	362	59	3 363	—	—
513	Apparel, piece goods, and notions -----	20	(D)	(D)	(D)	BB	(D)	(D)	(D)
514	Groceries and related products -----	64	1 555 871	24 959	5 836	780	45 685	21	11
515	Farm-product raw materials -----	22	209 890	2 543	614	257	5 559	289	129
516	Chemicals and allied products -----	12	60 415	1 478	308	45	3 052	936	729
517	Petroleum and petroleum products -----	2	(D)	(D)	(D)	AA	(D)	(D)	(D)
518	Beer, wine, and distilled alcoholic beverages -----	6	15 170	778	156	25	1 342	29	100
519	Miscellaneous nondurable goods -----	32	(D)	(D)	(D)	CC	(D)	(D)	(D)

Table 2. Selected Ratios for the State: 1992

[For meaning of abbreviations and symbols, see introductory text. For explanation of terms and comparability of 1987 and 1992 censuses, see appendix A]

SIC code	Type of operation and kind of business	Sales		Annual payroll		Employees per establishment ¹ (number)	Operating expenses as percent of sales	End-of-1992 inventories as percent of sales
		Per establishment (dollars)	Per employee ¹ (dollars)	Per employee ¹ (dollars)	As percent of operating expenses			
	Wholesale trade -----	6 570 888	588 281	28 034	49.0	11	9.7	6.1
50	Durable goods -----	4 612 777	452 083	29 565	51.8	10	12.6	8.4
501	Motor vehicles and motor vehicle parts and supplies -----	6 749 467	611 297	24 911	52.7	11	7.7	6.1
5012	Automobiles and other motor vehicles -----	31 872 462	1 821 284	30 970	53.0	18	3.2	3.3
5013	Motor vehicle supplies and new parts -----	2 428 785	213 795	23 020	53.8	11	20.0	15.3
5014	Tires and tubes -----	2 648 621	256 695	25 367	47.3	10	20.9	11.0
5015	Motor vehicle parts, used -----	487 016	93 149	19 416	51.7	5	40.3	12.1
502	Furniture and homefurnishings -----	2 347 539	283 025	25 545	49.8	8	18.1	7.6
5021	Furniture -----	2 764 940	271 231	24 499	53.4	10	16.9	4.2
5023	Homefurnishings -----	2 100 053	292 970	26 426	47.3	7	19.1	10.2
503	Lumber and other construction materials -----	10 650 924	965 382	35 889	53.0	11	7.0	4.7
5031	Lumber, plywood, millwork, and wood panels -----	14 268 000	1 219 860	39 146	52.7	12	6.1	4.5
5032	Brick, stone, and related construction materials -----	1 729 000	235 529	30 381	48.6	7	26.6	9.2
5033	Roofing, siding, and insulation materials -----	3 599 180	362 821	25 913	51.0	10	14.0	6.5
5039	Construction materials, n.e.c. -----	2 402 053	219 418	26 160	61.0	11	19.5	7.2
504	Professional and commercial equipment and supplies -----	3 083 088	278 604	32 938	53.9	11	21.9	7.0
5043	Photographic equipment and supplies -----	(D)	(D)	(D)	(D)	(D)	(D)	(D)
5044	Office equipment -----	1 840 211	134 219	31 175	60.9	14	38.1	8.8
5045	Computers and computer peripheral equipment and software -----	4 373 482	377 710	37 450	53.3	12	18.6	5.6
5046	Commercial equipment, n.e.c. -----	1 879 905	215 345	27 684	47.7	9	27.0	11.0
5047	Medical, dental, and hospital equipment and supplies -----	3 402 531	341 677	33 581	52.8	10	18.6	7.2
5048	Ophthalmic goods -----	1 961 960	206 088	21 538	51.3	10	20.4	8.3
5049	Professional equipment and supplies, n.e.c. -----	(D)	(D)	(D)	(D)	(D)	(D)	(D)
505	Metals and minerals, except petroleum -----	5 918 491	375 669	30 411	46.9	16	17.3	18.2
5051	Metals service centers and offices -----	5 855 607	363 007	30 185	47.0	16	17.7	18.8
5052	Coal and other minerals and ores -----	8 161 333	3 497 714	86 286	42.0	2	5.9	2.5
506	Electrical goods -----	4 025 169	427 514	31 928	51.5	9	14.5	6.2
5063	Electrical apparatus and equipment, wiring supplies, and construction materials -----	3 582 377	391 699	29 639	51.4	9	14.7	8.4
5064	Electrical appliances, television and radio sets -----	7 478 171	521 386	29 303	43.0	14	13.1	6.7
5065	Electronic parts and equipment, n.e.c. -----	3 968 312	446 325	35 541	54.1	9	14.7	3.6
507	Hardware, and plumbing and heating equipment and supplies -----	3 856 694	347 208	28 996	55.2	11	15.1	13.4
5072	Hardware -----	4 248 758	376 830	26 969	55.6	11	12.9	15.5
5074	Plumbing and heating equipment and supplies (hydronics) -----	3 473 391	275 865	28 966	53.9	13	19.5	13.5
5075	Warm air heating and air-conditioning equipment and supplies -----	4 600 939	483 790	33 491	56.9	10	12.2	8.8
5078	Refrigeration equipment and supplies -----	1 559 333	295 453	36 242	58.0	5	21.2	13.7
508	Machinery, equipment, and supplies -----	2 263 314	242 979	28 966	53.9	9	22.1	19.1
5082	Construction and mining (except petroleum) machinery and equipment -----	3 959 226	280 721	29 959	51.9	14	20.6	30.2
5083	Farm and garden machinery and equipment -----	2 461 190	244 513	25 347	50.9	10	20.4	25.2
5084	Industrial machinery and equipment -----	2 112 082	247 532	31 791	55.7	9	23.0	14.2
5085	Industrial supplies -----	2 151 708	246 247	28 658	53.0	9	22.0	13.5
5087	Service establishment equipment and supplies -----	1 138 183	137 003	24 303	56.1	8	31.6	11.7
5088	Transportation equipment and supplies, except motor vehicles -----	2 155 862	267 752	28 437	57.8	8	18.4	28.5
509	Miscellaneous durable goods -----	4 044 236	470 285	24 004	40.9	9	12.5	8.3
5091	Sporting and recreational goods and supplies -----	2 772 699	339 986	23 695	44.1	8	15.8	10.6
5092	Toys and hobby goods and supplies -----	2 387 848	250 952	21 096	45.3	10	18.5	10.2
5093	Scrap and waste materials -----	2 267 491	208 848	22 025	40.5	11	28.1	8.0
5094	Jewelry, watches, precious stones, and precious metals -----	2 424 063	338 734	20 367	34.8	7	17.3	11.1
5099	Durable goods, n.e.c. -----	6 824 299	924 431	27 810	39.7	7	7.6	7.3
51	Nondurable goods -----	10 392 203	796 013	25 698	44.6	13	7.2	4.1
511	Paper and paper products -----	3 945 047	344 199	25 934	54.3	11	13.9	5.7
5111	Printing and writing paper -----	12 070 273	704 989	30 736	54.5	17	8.0	5.0
5112	Stationery and office supplies -----	2 021 604	179 190	22 952	54.5	11	23.5	5.8
5113	Industrial and personal service paper -----	4 300 058	512 851	31 206	53.7	8	11.3	7.0
512	Drugs, drug proprietaries, and druggists' sundries -----	13 669 000	1 272 751	27 717	46.8	11	4.7	7.1
5122	Drugs, drug proprietaries, and druggists' sundries -----	13 669 000	1 272 751	27 717	46.8	11	4.7	7.1
513	Apparel, piece goods, and notions -----	19 115 182	843 693	36 162	37.7	23	11.4	5.7
5131	Piece goods, notions, and other dry goods -----	(D)	(D)	(D)	(D)	(D)	(D)	(D)
5136	Men's and boys' clothing and furnishings -----	(D)	(D)	(D)	(D)	(D)	(D)	(D)
5137	Women's, children's, and infants' clothing and accessories -----	12 880 542	548 108	35 071	36.2	24	17.7	3.5
5139	Footwear -----	(D)	(D)	(D)	(D)	(D)	(D)	(D)
514	Groceries and related products -----	10 516 551	577 843	24 941	47.3	18	9.1	3.9
5141	Groceries, general line -----	(D)	(D)	(D)	(D)	(D)	(D)	(D)
5142	Packaged frozen foods -----	17 736 689	1 184 200	28 886	49.7	15	4.9	1.6
5143	Dairy products, except dried or canned -----	7 545 000	731 403	29 957	49.2	10	8.3	1.7
5144	Poultry and poultry products -----	(D)	(D)	(D)	(D)	(D)	(D)	(D)
5145	Confectionery -----	3 018 235	318 696	26 596	62.4	9	13.4	1.8
5146	Fish and seafoods -----	3 710 629	270 004	15 220	39.3	14	14.4	3.8
5147	Meats and meat products -----	8 377 709	673 646	26 674	45.3	12	8.7	2.7
5148	Fresh fruits and vegetables -----	5 148 451	208 969	18 427	43.4	25	20.3	2.7
5149	Groceries and related products, n.e.c. -----	(D)	(D)	(D)	(D)	(D)	(D)	(D)
515	Farm-product raw materials -----	60 967 529	7 492 395	23 798	40.4	8	.8	1.2
5153	Grain and field beans -----	95 226 889	13 098 895	34 668	40.2	7	.7	1.2
5154	Livestock -----	9 736 474	722 629	6 105	36.5	13	2.3	-
5159	Farm-product raw materials, n.e.c. -----	1 720 050	296 560	19 922	46.0	6	14.6	10.2
516	Chemicals and allied products -----	4 259 722	552 186	30 107	47.0	8	11.6	4.8
5162	Plastics materials and basic forms and shapes -----	3 024 719	512 122	28 053	43.3	6	12.6	6.7
5169	Chemicals and allied products, n.e.c. -----	4 651 010	561 233	30 571	47.8	8	11.4	4.4

See footnotes at end of table.

Table 2. Selected Ratios for the State: 1992 – Con.

[For meaning of abbreviations and symbols, see introductory text. For explanation of terms and comparability of 1987 and 1992 censuses, see appendix A]

SIC code	Type of operation and kind of business	Sales		Annual payroll		Employees per establishment ¹ (number)	Operating expenses as percent of sales	End-of-1992 inventories as percent of sales
		Per establishment (dollars)	Per employee ¹ (dollars)	Per employee ¹ (dollars)	As percent of operating expenses			
	Wholesale trade – Con.							
51	Nondurable goods – Con.							
517	Petroleum and petroleum products -----	11 020 315	1 111 607	23 143	35.1	10	5.9	4.0
5171	Petroleum bulk stations and terminals -----	11 999 922	1 110 349	22 646	37.6	11	5.4	4.2
5172	Petroleum and petroleum products wholesalers, except bulk stations and terminals -----	6 662 061	1 121 790	27 165	24.2	6	10.0	2.1
518	Beer, wine, and distilled alcoholic beverages -----	4 751 929	263 846	28 206	50.6	18	21.1	6.4
5181	Beer and ale -----	5 518 412	264 076	28 587	50.8	21	21.3	5.7
5182	Wine and distilled alcoholic beverages -----	3 014 567	262 898	26 631	49.9	11	20.3	9.2
519	Miscellaneous nondurable goods -----	4 299 706	432 881	22 616	43.9	10	11.9	8.5
5191	Farm supplies -----	3 426 312	373 906	22 937	43.0	9	14.3	14.1
5192	Books, periodicals, and newspapers -----	3 610 463	237 857	23 983	59.0	15	17.1	4.5
5193	Flowers, nursery stock, and florists' supplies -----	1 583 929	160 456	18 899	37.2	10	31.7	6.1
5194	Tobacco and tobacco products -----	26 517 231	879 398	23 403	32.0	30	8.3	6.5
5198	Paints, varnishes, and supplies -----	2 342 293	327 761	29 116	41.1	7	21.6	7.6
5199	Nondurable goods, n.e.c. -----	6 245 281	801 438	20 882	46.5	8	5.6	4.8
	Merchant wholesalers -----	5 537 215	490 052	26 814	48.6	11	11.3	7.7
50	Durable goods -----	3 655 410	355 254	28 311	51.8	10	15.4	11.3
501	Motor vehicles and motor vehicle parts and supplies -----	3 553 212	339 021	24 263	52.0	10	13.8	11.4
5012	Automobiles and other motor vehicles -----	(D)	(D)	(D)	(D)	(D)	(D)	(D)
5013	Motor vehicle supplies and new parts -----	(D)	(D)	(D)	(D)	(D)	(D)	(D)
5014	Tires and tubes -----	(D)	(D)	(D)	(D)	(D)	(D)	(D)
5015	Motor vehicle parts, used -----	487 016	93 149	19 416	51.7	5	40.3	12.1
502	Furniture and home furnishings -----	1 834 638	199 617	24 849	52.5	9	23.7	11.0
5021	Furniture -----	2 096 527	179 330	23 947	54.3	12	24.6	6.3
5023	Home furnishings -----	1 686 144	216 918	25 618	51.1	8	23.1	14.3
503	Lumber and other construction materials -----	9 350 467	872 192	36 353	54.4	11	7.7	5.3
5031	Lumber, plywood, millwork, and wood panels -----	12 272 977	1 116 064	40 174	54.5	11	6.6	5.0
5032	Brick, stone, and related construction materials -----	(D)	(D)	(D)	(D)	(D)	(D)	(D)
5033	Roofing, siding, and insulation materials -----	(D)	(D)	(D)	(D)	(D)	(D)	(D)
5039	Construction materials, n.e.c. -----	2 436 940	209 000	26 441	61.7	12	20.5	7.8
504	Professional and commercial equipment and supplies -----	2 059 418	213 971	27 980	53.9	10	24.2	9.5
5043	Photographic equipment and supplies -----	1 903 667	178 469	23 188	53.3	11	24.4	11.7
5044	Office equipment -----	1 258 840	102 345	27 334	63.7	12	41.9	12.4
5045	Computers and computer peripheral equipment and software -----	2 069 697	254 534	28 064	53.4	8	20.7	8.3
5046	Commercial equipment, n.e.c. -----	(D)	(D)	(D)	(D)	(D)	(D)	(D)
5047	Medical, dental, and hospital equipment and supplies -----	3 468 818	312 032	30 770	51.6	11	19.1	7.9
5048	Ophthalmic goods -----	(D)	(D)	(D)	(D)	(D)	(D)	(D)
5049	Professional equipment and supplies, n.e.c. -----	1 743 758	223 039	30 163	48.4	8	28.0	13.1
505	Metals and minerals, except petroleum -----	(D)	(D)	(D)	(D)	(D)	(D)	(D)
5051	Metals service centers and offices -----	(D)	(D)	(D)	(D)	(D)	(D)	(D)
5052	Coal and other minerals and ores -----	8 161 333	3 497 714	86 286	42.0	2	5.9	2.5
506	Electrical goods -----	3 043 080	284 522	29 659	50.5	11	20.6	10.7
5063	Electrical apparatus and equipment, wiring supplies, and construction materials -----	2 859 913	282 764	28 198	49.9	10	20.0	13.4
5064	Electrical appliances, television and radio sets -----	(D)	(D)	(D)	(D)	(D)	(D)	(D)
5065	Electronic parts and equipment, n.e.c. -----	(D)	(D)	(D)	(D)	(D)	(D)	(D)
507	Hardware, and plumbing and heating equipment and supplies -----	(D)	(D)	(D)	(D)	(D)	(D)	(D)
5072	Hardware -----	4 324 186	341 847	26 111	55.5	13	13.8	18.5
5074	Plumbing and heating equipment and supplies (hydronics) -----	(D)	(D)	(D)	(D)	(D)	(D)	(D)
5075	Warm air heating and air-conditioning equipment and supplies -----	4 706 278	484 074	30 014	58.8	10	10.5	9.2
5078	Refrigeration equipment and supplies -----	(D)	(D)	(D)	(D)	(D)	(D)	(D)
508	Machinery, equipment, and supplies -----	2 127 511	219 822	28 803	54.2	10	24.2	21.8
5082	Construction and mining (except petroleum) machinery and equipment -----	(D)	(D)	(D)	(D)	(D)	(D)	(D)
5083	Farm and garden machinery and equipment -----	2 469 469	236 574	25 310	51.3	10	20.9	26.3
5084	Industrial machinery and equipment -----	1 832 550	200 060	31 140	56.3	9	27.6	18.4
5085	Industrial supplies -----	2 001 078	221 388	29 024	53.7	9	24.4	15.4
5087	Service establishment equipment and supplies -----	(D)	(D)	(D)	(D)	(D)	(D)	(D)
5088	Transportation equipment and supplies, except motor vehicles -----	(D)	(D)	(D)	(D)	(D)	(D)	(D)
509	Miscellaneous durable goods -----	(D)	(D)	(D)	(D)	(D)	(D)	(D)
5091	Sporting and recreational goods and supplies -----	(D)	(D)	(D)	(D)	(D)	(D)	(D)
5092	Toys and hobby goods and supplies -----	(D)	(D)	(D)	(D)	(D)	(D)	(D)
5093	Scrap and waste materials -----	(D)	(D)	(D)	(D)	(D)	(D)	(D)
5094	Jewelry, watches, precious stones, and precious metals -----	(D)	(D)	(D)	(D)	(D)	(D)	(D)
5099	Durable goods, n.e.c. -----	(D)	(D)	(D)	(D)	(D)	(D)	(D)
51	Nondurable goods -----	9 426 916	704 223	24 437	43.6	13	8.0	4.8
511	Paper and paper products -----	2 655 000	219 962	24 368	55.0	12	20.1	9.0
5111	Printing and writing paper -----	(D)	(D)	(D)	(D)	(D)	(D)	(D)
5112	Stationery and office supplies -----	1 819 659	148 688	21 641	55.2	12	26.4	7.4
5113	Industrial and personal service paper -----	(D)	(D)	(D)	(D)	(D)	(D)	(D)
512	Drugs, drug proprietaries, and druggists' sundries -----	9 833 367	951 616	24 527	45.5	10	5.7	11.2
5122	Drugs, drug proprietaries, and druggists' sundries -----	9 833 367	951 616	24 527	45.5	10	5.7	11.2
513	Apparel, piece goods, and notions -----	21 958 182	795 287	34 895	37.1	28	11.8	6.3
5131	Piece goods, notions, and other dry goods -----	(D)	(D)	(D)	(D)	(D)	(D)	(D)
5136	Men's and boys' clothing and furnishings -----	(D)	(D)	(D)	(D)	(D)	(D)	(D)
5137	Women's, children's, and infants' clothing and accessories -----	(D)	(D)	(D)	(D)	(D)	(D)	(D)
5139	Footwear -----	(D)	(D)	(D)	(D)	(D)	(D)	(D)

See footnotes at end of table.

Table 2. Selected Ratios for the State: 1992 – Con.

[For meaning of abbreviations and symbols, see introductory text. For explanation of terms and comparability of 1987 and 1992 censuses, see appendix A]

SIC code	Type of operation and kind of business	Sales		Annual payroll		Employees per establishment ¹ (number)	Operating expenses as percent of sales	End-of-1992 inventories as percent of sales
		Per establishment (dollars)	Per employee ¹ (dollars)	Per employee ¹ (dollars)	As percent of operating expenses			
Merchant wholesalers – Con.								
51	Nondurable goods – Con.							
514	Groceries and related products	8 723 807	465 327	22 928	44.9	19	11.0	5.7
5141	Groceries, general line	(D)	(D)	(D)	(D)	(D)	(D)	(D)
5142	Packaged frozen foods	(D)	(D)	(D)	(D)	(D)	(D)	(D)
5143	Dairy products, except dried or canned	(D)	(D)	(D)	(D)	(D)	(D)	(D)
5144	Poultry and poultry products	11 619 500	365 010	29 021	35.7	32	22.3	3.3
5145	Confectionery	(D)	(D)	(D)	(D)	(D)	(D)	(D)
5146	Fish and seafoods	(D)	(D)	(D)	(D)	(D)	(D)	(D)
5147	Meats and meat products	7 560 604	600 843	26 429	45.0	13	9.8	3.2
5148	Fresh fruits and vegetables	5 333 675	195 641	18 405	43.9	27	21.4	3.0
5149	Groceries and related products, n.e.c.	3 967 180	293 356	21 259	44.0	14	16.5	9.8
515	Farm-product raw materials	75 109 975	10 486 558	30 033	39.8	7	.7	1.3
5153	Grain and field beans	(D)	(D)	(D)	(D)	(D)	(D)	(D)
5154	Livestock	(D)	(D)	(D)	(D)	(D)	(D)	(D)
5159	Farm-product raw materials, n.e.c.	(D)	(D)	(D)	(D)	(D)	(D)	(D)
516	Chemicals and allied products	2 341 546	298 855	28 075	48.3	8	19.5	8.7
5162	Plastics materials and basic forms and shapes	(D)	(D)	(D)	(D)	(D)	(D)	(D)
5169	Chemicals and allied products, n.e.c.	(D)	(D)	(D)	(D)	(D)	(D)	(D)
517	Petroleum and petroleum products	5 686 081	558 792	20 745	35.3	10	10.5	2.5
5171	Petroleum bulk stations and terminals	5 455 281	510 436	20 434	35.6	11	11.3	2.6
5172	Petroleum and petroleum products wholesalers, except bulk stations and terminals	7 163 200	1 038 145	23 821	33.3	7	6.9	1.9
518	Beer, wine, and distilled alcoholic beverages	(D)	(D)	(D)	(D)	(D)	(D)	(D)
5181	Beer and ale	(D)	(D)	(D)	(D)	(D)	(D)	(D)
5182	Wine and distilled alcoholic beverages	(D)	(D)	(D)	(D)	(D)	(D)	(D)
519	Miscellaneous nondurable goods	(D)	(D)	(D)	(D)	(D)	(D)	(D)
5191	Farm supplies	3 396 460	369 341	22 618	42.5	9	14.4	14.6
5192	Books, periodicals, and newspapers	2 826 880	170 499	22 493	60.1	17	21.9	7.6
5193	Flowers, nursery stock, and florists' supplies	(D)	(D)	(D)	(D)	(D)	(D)	(D)
5194	Tobacco and tobacco products	(D)	(D)	(D)	(D)	(D)	(D)	(D)
5198	Paints, varnishes, and supplies	(D)	(D)	(D)	(D)	(D)	(D)	(D)
5199	Nondurable goods, n.e.c.	(D)	(D)	(D)	(D)	(D)	(D)	(D)
Manufacturers' sales branches and sales offices		17 706 292	1 082 675	36 704	50.0	16	6.8	3.3
50	Durable goods	18 114 195	1 036 448	38 873	51.6	17	7.3	3.0
501	Motor vehicles and motor vehicle parts and supplies	51 356 333	2 962 865	32 794	56.5	17	2.0	1.3
502	Furniture and homefurnishings	(D)	(D)	(D)	(D)	(D)	(D)	(D)
503	Lumber and other construction materials	27 924 969	1 291 328	32 491	43.4	22	5.8	3.3
504	Professional and commercial equipment and supplies	15 563 068	450 510	47 725	53.5	35	19.8	4.1
505	Metals and minerals, except petroleum	8 866 000	602 012	31 370	47.8	15	10.9	12.1
506	Electrical goods	7 721 196	856 046	41 972	53.3	9	9.2	1.7
507	Hardware, and plumbing and heating equipment and supplies	(D)	(D)	(D)	(D)	(D)	(D)	(D)
508	Machinery, equipment, and supplies	4 617 479	443 278	31 062	51.1	10	13.7	8.8
509	Miscellaneous durable goods	(D)	(D)	(D)	(D)	(D)	(D)	(D)
51	Nondurable goods	17 263 477	1 140 623	33 984	47.9	15	6.2	3.6
511	Paper and paper products	13 055 333	915 569	31 849	51.9	14	6.7	2.4
512	Drugs, drug proprietaries, and druggists' sundries	77 204 250	2 941 114	46 952	50.9	26	3.1	1.4
513	Apparel, piece goods, and notions	(D)	(D)	(D)	(D)	(D)	(D)	(D)
514	Groceries and related products	9 340 093	469 461	31 340	53.9	20	12.4	3.0
515	Farm-product raw materials	-	-	-	-	-	-	-
516	Chemicals and allied products	11 624 917	1 262 434	36 538	43.6	9	6.6	2.3
517	Petroleum and petroleum products	(D)	(D)	(D)	(D)	(D)	(D)	(D)
518	Beer, wine, and distilled alcoholic beverages	(D)	(D)	(D)	(D)	(D)	(D)	(D)
519	Miscellaneous nondurable goods	(D)	(D)	(D)	(D)	(D)	(D)	(D)
Agents, brokers, and commission merchants		7 441 938	1 360 569	31 193	52.9	5	4.3	.2
50	Durable goods	5 344 949	1 217 404	34 800	52.8	4	5.4	.4
501	Motor vehicles and motor vehicle parts and supplies	17 037 059	1 041 835	20 360	58.7	16	3.3	-
502	Furniture and homefurnishings	(D)	(D)	(D)	(D)	(D)	(D)	(D)
503	Lumber and other construction materials	10 693 172	2 720 193	37 912	60.9	4	2.3	.9
504	Professional and commercial equipment and supplies	2 303 333	837 576	51 242	60.1	3	10.2	.1
505	Metals and minerals, except petroleum	(D)	(D)	(D)	(D)	(D)	(D)	(D)
506	Electrical goods	5 828 341	1 321 091	42 131	57.3	4	5.6	.1
507	Hardware, and plumbing and heating equipment and supplies	(D)	(D)	(D)	(D)	(D)	(D)	(D)
508	Machinery, equipment, and supplies	4 428 651	952 160	40 425	53.5	5	7.9	.7
509	Miscellaneous durable goods	2 429 343	681 029	30 619	49.5	4	9.1	1.0
51	Nondurable goods	11 391 820	1 518 374	27 217	53.0	8	3.4	.1
511	Paper and paper products	3 612 364	1 241 750	44 984	52.1	3	6.9	.2
512	Drugs, drug proprietaries, and druggists' sundries	11 002 000	1 678 271	27 000	47.4	7	3.4	-
513	Apparel, piece goods, and notions	(D)	(D)	(D)	(D)	(D)	(D)	(D)
514	Groceries and related products	24 310 484	1 994 706	31 999	54.6	12	2.9	-
515	Farm-product raw materials	9 540 455	816 693	9 895	45.7	12	2.6	.1
516	Chemicals and allied products	5 034 583	1 342 556	32 844	48.4	4	5.1	1.2
517	Petroleum and petroleum products	(D)	(D)	(D)	(D)	(D)	(D)	(D)
518	Beer, wine, and distilled alcoholic beverages	2 528 333	606 800	31 120	58.0	4	8.8	.7
519	Miscellaneous nondurable goods	(D)	(D)	(D)	(D)	(D)	(D)	(D)

¹Based on number of employees for pay period including March 12.

Table 3. Comparative Statistics for the State: 1992 and 1987 — Con.

[For meaning of abbreviations and symbols, see introductory text. For explanation of terms and comparability of 1987 and 1992 censuses, see appendix A]

SIC code	Type of operation and kind of business	Establishments		Sales			Annual payroll			Paid employees for pay period including March 12	
		1992 (number)	1987 (number)	1992 (\$1,000)	1987 (\$1,000)	Percent change 1987 to 1992	1992 (\$1,000)	1987 (\$1,000)	Percent change 1987 to 1992	1992 (number)	1987 (number)
Merchant wholesalers — Con.											
51	Nondurable goods	1 776	1 694	16 742 203	10 416 094	60.7	580 958	420 423	38.2	23 774	20 656
511	Paper and paper products	185	172	491 175	(D)	(D)	54 413	(D)	(D)	2 233	GG
5111	Printing and writing paper	24	27	(D)	(D)	(D)	(D)	(D)	(D)	EE	EE
5112	Stationery and office supplies	126	111	229 277	145 894	57.2	33 371	21 462	55.5	1 542	1 043
5113	Industrial and personal service paper	35	34	(D)	(D)	(D)	(D)	(D)	(D)	EE	EE
512	Drugs, drug proprietaries, and druggists' sundries	60	40	590 002	267 558	120.5	15 207	8 591	77.0	620	411
5122	Drugs, drug proprietaries, and druggists' sundries	60	40	590 002	267 558	120.5	15 207	8 591	77.0	620	411
513	Apparel, piece goods, and notions	77	66	1 690 780	512 963	229.6	74 186	18 215	307.3	2 126	832
5131	Piece goods, notions, and other dry goods	29	22	(D)	(D)	(D)	(D)	(D)	(D)	EE	CC
5136	Men's and boys' clothing and furnishings	20	25	(D)	(D)	(D)	(D)	(D)	(D)	CC	CC
5137	Women's, children's, and infants' clothing and accessories	18	12	(D)	(D)	(D)	(D)	(D)	(D)	EE	BB
5139	Footwear	10	7	(D)	(D)	(D)	(D)	(D)	(D)	FF	EE
514	Groceries and related products	436	425	3 803 580	2 761 812	37.7	187 413	163 346	14.7	8 174	7 515
5141	Groceries, general line	58	59	(D)	(D)	(D)	(D)	(D)	(D)	GG	2 333
5142	Packaged frozen foods	33	24	(D)	(D)	(D)	(D)	(D)	(D)	EE	CC
5143	Dairy products, except dried or canned	29	34	(D)	(D)	(D)	(D)	(D)	(D)	EE	EE
5144	Poultry and poultry products	6	8	69 717	(D)	(D)	5 543	(D)	(D)	191	EE
5145	Confectionery	27	16	(D)	53 756	(D)	(D)	5 018	(D)	CC	341
5146	Fish and seafoods	27	28	(D)	(D)	(D)	(D)	(D)	(D)	EE	EE
5147	Meats and meat products	48	58	362 909	280 556	29.4	15 963	12 643	26.3	604	633
5148	Fresh fruits and vegetables	80	93	426 694	524 548	-18.7	40 141	32 219	24.6	2 181	1 845
5149	Groceries and related products, n.e.c.	128	105	507 799	185 477	173.8	36 800	23 386	57.4	1 731	1 147
515	Farm-product raw materials	80	93	6 008 798	2 919 906	105.8	17 209	14 696	17.1	573	675
5153	Grain and field beans	58	77	(D)	(D)	(D)	(D)	(D)	(D)	EE	FF
5154	Livestock	5	7	(D)	31 538	(D)	(D)	367	(D)	BB	65
5159	Farm-product raw materials, n.e.c.	17	9	(D)	(D)	(D)	(D)	(D)	(D)	CC	BB
516	Chemicals and allied products	97	84	227 130	161 453	40.7	21 337	12 006	77.7	760	581
5162	Plastics materials and basic forms and shapes	24	22	(D)	38 060	(D)	(D)	3 090	(D)	CC	132
5169	Chemicals and allied products, n.e.c.	73	62	(D)	123 393	(D)	(D)	8 916	(D)	FF	449
517	Petroleum and petroleum products	222	198	1 262 310	796 484	58.5	46 862	34 264	36.8	2 259	2 091
5171	Petroleum bulk stations and terminals	192	151	1 047 414	692 572	51.2	41 931	28 887	45.2	2 052	1 723
5172	Petroleum and petroleum products wholesalers, except bulk stations and terminals	30	47	214 896	103 912	106.8	4 931	5 377	-8.3	207	368
518	Beer, wine, and distilled alcoholic beverages	90	107	(D)	335 586	(D)	(D)	40 637	(D)	GG	1 789
5181	Beer and ale	67	88	(D)	(D)	(D)	(D)	(D)	(D)	GG	GG
5182	Wine and distilled alcoholic beverages	23	19	(D)	(D)	(D)	(D)	(D)	(D)	EE	EE
519	Miscellaneous nondurable goods	529	509	(D)	2 291 310	(D)	(D)	87 219	(D)	II	4 957
5191	Farm supplies	250	270	849 115	918 146	-7.5	51 999	42 147	23.4	2 299	2 178
5192	Books, periodicals, and newspapers	50	38	141 344	(D)	(D)	18 647	(D)	(D)	829	FF
5193	Flowers, nursery stock, and florists' supplies	65	45	(D)	(D)	(D)	(D)	(D)	(D)	FF	EE
5194	Tobacco and tobacco products	12	13	(D)	(D)	(D)	(D)	(D)	(D)	EE	EE
5198	Paints, varnishes, and supplies	27	18	(D)	25 591	(D)	(D)	3 430	(D)	CC	165
5199	Nondurable goods, n.e.c.	125	125	(D)	(D)	(D)	(D)	(D)	(D)	GG	FF
Manufacturers' sales branches and sales offices											
50	Durable goods	241	243	4 365 521	3 412 526	27.9	163 735	127 281	28.6	4 212	4 041
501	Motor vehicles and motor vehicle parts and supplies	39	36	2 002 897	1 470 851	36.2	22 169	12 228	81.3	676	517
502	Furniture and home furnishings	3	4	(D)	(D)	(D)	(D)	(D)	(D)	BB	BB
503	Lumber and other construction materials	32	31	893 599	648 959	37.7	22 484	15 556	44.5	692	505
504	Professional and commercial equipment and supplies	44	49	684 775	490 206	39.7	72 542	57 198	26.8	1 520	1 535
505	Metals and minerals, except petroleum	11	8	97 526	(D)	(D)	5 082	(D)	(D)	162	BB
506	Electrical goods	51	42	393 781	296 450	32.8	19 307	16 955	13.9	460	446
507	Hardware, and plumbing and heating equipment and supplies	11	14	(D)	73 804	(D)	(D)	3 196	(D)	CC	104
508	Machinery, equipment, and supplies	48	57	221 639	334 097	-33.7	15 531	19 520	-20.4	500	806
509	Miscellaneous durable goods	2	2	(D)	(D)	(D)	(D)	(D)	(D)	AA	AA
51	Nondurable goods	222	210	3 832 492	3 840 135	-2	114 187	83 015	37.5	3 360	2 712
511	Paper and paper products	27	20	352 494	(D)	(D)	12 262	(D)	(D)	385	EE
512	Drugs, drug proprietaries, and druggists' sundries	4	4	308 817	(D)	(D)	4 930	(D)	(D)	105	BB
513	Apparel, piece goods, and notions	2	4	(D)	(D)	(D)	(D)	(D)	(D)	BB	CC
514	Groceries and related products	86	61	803 248	671 776	19.6	53 623	31 602	69.7	1 711	1 093
515	Farm-product raw materials	24	21	278 998	205 815	35.6	8 075	8 382	-3.7	221	325
516	Chemicals and allied products	24	21	278 998	205 815	35.6	8 075	8 382	-3.7	221	325
517	Petroleum and petroleum products	43	67	(D)	1 527 024	(D)	(D)	14 103	(D)	EE	430
518	Beer, wine, and distilled alcoholic beverages	2	2	(D)	(D)	(D)	(D)	(D)	(D)	BB	BB
519	Miscellaneous nondurable goods	34	31	(D)	130 758	(D)	(D)	6 347	(D)	EE	271
Agents, brokers, and commission merchants											
50	Durable goods	356	337	1 902 802	1 463 943	30.0	54 393	40 055	35.8	1 563	1 553
501	Motor vehicles and motor vehicle parts and supplies	17	20	289 630	212 980	36.0	5 660	3 957	43.0	278	268
502	Furniture and home furnishings	25	25	(D)	(D)	(D)	(D)	(D)	(D)	BB	BB
503	Lumber and other construction materials	29	49	310 102	485 968	-36.2	4 322	9 203	-53.0	114	267
504	Professional and commercial equipment and supplies	36	32	82 920	62 071	33.6	5 073	3 619	40.2	99	103
505	Metals and minerals, except petroleum	6	3	(D)	(D)	(D)	(D)	(D)	(D)	AA	AA
506	Electrical goods	85	70	495 409	286 339	73.0	15 799	8 947	76.6	375	313

Table 3. Comparative Statistics for the State: 1992 and 1987 — Con.

[For meaning of abbreviations and symbols, see introductory text. For explanation of terms and comparability of 1987 and 1992 censuses, see appendix A]

SIC code	Type of operation and kind of business	Establishments		Sales			Annual payroll			Paid employees for pay period including March 12	
		1992 (number)	1987 (number)	1992 (\$1,000)	1987 (\$1,000)	Percent change 1987 to 1992	1992 (\$1,000)	1987 (\$1,000)	Percent change 1987 to 1992	1992 (number)	1987 (number)
	Agents, brokers, and commission merchants — Con.										
50	Durable goods — Con.										
507	Hardware, and plumbing and heating equipment and supplies	43	30	190 432	103 673	83.7	8 085	3 118	159.3	200	126
508	Machinery, equipment, and supplies	67	59	162 766	110 155	47.8	7 318	5 707	28.2	239	239
509	Miscellaneous durable goods	48	49	(D)	(D)	(D)	(D)	(D)	(D)	CC	CC
51	Nondurable goods	189	163	2 153 054	1 414 953	52.2	38 594	28 290	36.4	1 418	1 493
511	Paper and paper products	22	9	79 472	(D)	(D)	2 879	(D)	(D)	64	BB
512	Drugs, drug proprietaries, and druggists' sundries	9	4	99 018	(D)	(D)	1 593	(D)	(D)	59	BB
513	Apparel, piece goods, and notions	20	17	(D)	(D)	(D)	(D)	(D)	(D)	BB	BB
514	Groceries and related products	64	69	1 555 871	1 051 300	48.0	24 959	20 677	20.7	780	1 030
515	Farm-product raw materials	22	16	209 890	129 541	62.0	2 543	1 337	90.2	257	167
516	Chemicals and allied products	12	12	60 415	27 249	121.7	1 478	1 409	4.9	45	56
517	Petroleum and petroleum products	2	6	(D)	8 113	(D)	(D)	284	(D)	AA	18
518	Beer, wine, and distilled alcoholic beverages	6	4	15 170	(D)	(D)	778	(D)	(D)	25	AA
519	Miscellaneous nondurable goods	32	26	(D)	67 243	(D)	(D)	2 670	(D)	CC	122

Table 4. Summary Statistics for Counties and for Places With 2,500 Inhabitants or More: 1992

[For meaning of abbreviations and symbols, see introductory text. For explanation of terms and comparability of 1987 and 1992 censuses, see appendix A. For information on geographic areas followed by ▲, see appendix F]

Geographic area	Establishments (number)	Sales (\$1,000)	Annual payroll (\$1,000)	Paid employees for pay period including March 12 (number)	Merchant wholesalers			Other operating types		
					Establishments (number)	Sales (\$1,000)	Annual payroll (\$1,000)	Paid employees for pay period including March 12 (number)	Establishments (number)	Sales (\$1,000)
Oregon	6 455	42 415 081	2 021 255	72 100	5 447	30 161 212	1 650 346	61 547	1 008	12 253 869
Baker County	25	24 294	1 911	126	23	(D)	(D)	CC	2	(D)
Baker City	19	(D)	(D)	CC	17	(D)	(D)	BB	2	(D)
Balance of county	6	(D)	(D)	AA	6	(D)	(D)	AA	—	—
Benton County	78	92 985	10 983	474	73	74 118	10 833	467	5	18 867
Albany (part) ▲	13	15 017	2 041	101	13	15 017	2 041	101	—	—
Corvallis	42	44 502	6 988	284	40	(D)	(D)	EE	2	(D)
Philomath	8	6 128	735	35	8	6 128	735	35	—	—
Balance of county	15	27 338	1 219	54	12	(D)	(D)	BB	3	(D)
Clackamas County	666	5 739 063	237 396	8 219	525	3 649 743	193 279	6 898	141	2 089 320
Canby	17	63 806	6 288	262	15	(D)	(D)	EE	2	(D)
Gladstone	12	(D)	(D)	CC	11	(D)	(D)	CC	1	(D)
Lake Oswego (part) ▲	125	984 786	38 530	1 051	93	377 331	30 155	849	32	607 455
Milwaukie (part) ▲	75	612 898	26 804	830	60	280 034	19 960	582	15	332 864
Molalla	10	12 875	757	35	10	12 875	757	35	—	—
Oregon City	25	141 963	6 957	263	18	(D)	(D)	CC	7	(D)
Portland (part) ▲	5	(D)	(D)	AA	4	4 557	176	10	1	(D)
Sandy	8	6 621	917	48	8	6 621	917	48	—	—
Tualatin (part) ▲	7	78 256	4 379	128	3	(D)	(D)	AA	4	(D)
West Linn	26	111 063	2 256	73	14	60 502	1 275	40	12	50 561
Wilsonville (part) ▲	66	993 880	57 680	1 869	52	(D)	(D)	GG	14	(D)
Balance of county	290	2 633 057	89 003	3 506	237	1 863 731	75 708	3 089	53	769 326
Clatsop County	54	105 525	9 088	403	47	88 075	8 356	377	7	17 450
Astoria	25	56 757	4 095	158	22	43 459	3 839	146	3	13 298
Seaside	6	3 107	414	32	5	(D)	(D)	BB	1	(D)
Warrenton	6	24 087	2 616	126	6	24 087	2 616	126	—	—
Balance of county	17	21 574	1 963	87	14	(D)	(D)	BB	3	(D)
Columbia County	37	29 363	2 651	141	35	(D)	(D)	CC	2	(D)
St. Helens	11	13 684	1 229	59	9	(D)	(D)	BB	2	(D)
Scappoose	6	(D)	(D)	AA	6	(D)	(D)	AA	—	—
Balance of county	20	(D)	(D)	BB	20	(D)	(D)	BB	—	—
Coos County	86	277 532	14 734	678	78	236 545	13 592	639	8	40 987
Coos Bay	41	112 552	8 182	341	39	(D)	(D)	EE	2	(D)
Coquille	4	1 537	241	13	4	1 537	241	13	—	—
Myrtle Point	5	6 631	401	25	4	(D)	(D)	BB	1	(D)
North Bend	17	134 920	4 085	177	13	(D)	(D)	CC	4	(D)
Balance of county	19	21 892	1 825	122	18	(D)	(D)	CC	1	(D)
Crook County	14	22 391	2 121	93	13	(D)	(D)	BB	1	(D)
Prineville	11	(D)	(D)	BB	10	19 105	1 859	82	1	(D)
Balance of county	3	(D)	(D)	AA	3	(D)	(D)	AA	—	—
Curry County	26	14 419	1 628	130	22	11 095	1 113	71	4	3 324
Brookings	14	8 471	918	55	13	(D)	(D)	BB	1	(D)
Balance of county	12	5 948	710	75	9	(D)	(D)	BB	3	(D)
Deschutes County	183	403 205	30 064	1 277	168	379 271	28 101	1 215	15	23 934
Bend	101	289 573	23 002	914	93	271 964	21 280	861	8	17 609
Redmond	32	74 063	3 958	190	30	(D)	(D)	CC	2	(D)
Balance of county	50	39 569	3 104	173	45	(D)	(D)	CC	5	(D)

Table 4. Summary Statistics for Counties and for Places With 2,500 Inhabitants or More: 1992—Con.

[For meaning of abbreviations and symbols, see introductory text. For explanation of terms and comparability of 1987 and 1992 censuses, see appendix A. For information on geographic areas followed by ▲, see appendix F]

Geographic area	Estab-lish-ments (number)	Sales (\$1,000)	Annual payroll (\$1,000)	Paid employees for pay period including March 12 (number)	Merchant wholesalers			Other operating types		
					Estab-lish-ments (number)	Sales (\$1,000)	Annual payroll (\$1,000)	Paid employees for pay period including March 12 (number)	Estab-lish-ments (number)	Sales (\$1,000)
Oregon—Con.										
Douglas County	103	197 648	20 626	920	92	182 838	16 938	822	11	14 810
Myrtle Creek	3	(D)	(D)	BB	3	(D)	(D)	BB	—	—
Reedsport	4	2 028	308	18	4	2 028	308	18	—	—
Roseburg	59	127 810	11 357	535	54	123 593	10 958	521	5	4 217
Sutherlin	3	1 362	115	11	3	1 362	115	11	—	—
Winston	2	(D)	(D)	BB	2	(D)	(D)	BB	—	—
Balance of county	32	(D)	(D)	EE	26	(D)	(D)	CC	6	10 593
Gilliam County	6	22 114	439	20	6	22 114	439	20	—	—
Grant County	13	11 676	1 353	73	12	(D)	(D)	BB	1	(D)
Harney County	12	16 754	1 139	69	12	16 754	1 139	69	—	—
Burns	10	(D)	(D)	BB	10	(D)	(D)	BB	—	—
Balance of county	2	(D)	(D)	AA	2	(D)	(D)	AA	—	—
Hood River County	27	87 629	6 566	302	26	(D)	(D)	EE	1	(D)
Hood River	20	61 137	3 371	147	20	61 137	3 371	147	—	—
Balance of county	7	26 492	3 195	155	6	(D)	(D)	CC	1	(D)
Jackson County	291	657 883	61 719	2 544	263	579 529	57 969	2 391	28	78 354
Ashland	21	21 994	2 688	136	20	(D)	(D)	CC	1	(D)
Central Point	16	25 259	1 976	114	14	(D)	(D)	CC	2	(D)
Eagle Point	3	(D)	(D)	BB	3	(D)	(D)	BB	—	—
Medford	172	396 866	37 774	1 539	153	340 560	34 728	1 429	19	56 306
Phoenix	4	(D)	(D)	AA	4	(D)	(D)	AA	—	—
Talent	1	(D)	(D)	AA	1	(D)	(D)	AA	—	—
Balance of county	74	197 991	17 840	694	68	(D)	(D)	FF	6	(D)
Jefferson County	17	62 410	4 474	185	16	(D)	(D)	CC	1	(D)
Madras	7	(D)	(D)	BB	6	(D)	(D)	BB	1	(D)
Balance of county	10	(D)	(D)	CC	10	(D)	(D)	CC	—	—
Josephine County	85	172 837	13 346	679	79	163 446	12 825	654	6	9 391
Grants Pass	51	139 030	9 963	476	46	(D)	(D)	EE	5	(D)
Balance of county	34	33 807	3 383	203	33	(D)	(D)	CC	1	(D)
Klamath County	91	234 154	21 470	1 162	85	209 632	20 481	1 104	6	24 522
Klamath Falls	57	144 257	15 242	727	53	(D)	(D)	FF	4	(D)
Balance of county	34	89 897	6 228	435	32	(D)	(D)	EE	2	(D)
Lake County	7	8 071	408	34	7	8 071	408	34	—	—
Lakeview	7	8 071	408	34	7	8 071	408	34	—	—
Balance of county	—	—	—	—	—	—	—	—	—	—
Lane County	576	2 124 627	146 158	5 883	513	1 616 496	129 875	5 357	63	508 131
Cottage Grove	11	9 264	582	32	10	(D)	(D)	BB	1	(D)
Eugene	378	1 350 775	105 394	4 089	336	1 108 467	92 992	3 765	42	242 308
Florence	5	7 436	366	30	5	7 436	366	30	—	—
Junction City	18	18 313	2 105	130	18	18 313	2 105	130	—	—
Oakridge	2	(D)	(D)	AA	2	(D)	(D)	AA	—	—
Springfield	70	234 076	15 093	645	64	(D)	(D)	FF	6	(D)
Veneta	—	—	—	—	—	—	—	—	—	—
Balance of county	92	(D)	(D)	FF	78	(D)	(D)	FF	14	256 764
Lincoln County	57	59 282	5 629	290	48	45 804	4 044	205	9	13 478
Lincoln City	8	9 704	799	40	7	(D)	(D)	BB	1	(D)
Newport	33	38 306	3 811	207	28	26 556	2 403	128	5	11 750
Toledo	5	(D)	(D)	AA	3	2 323	176	8	2	(D)
Balance of county	11	(D)	(D)	BB	10	(D)	(D)	BB	1	(D)
Linn County	148	551 526	32 442	1 408	139	526 197	30 316	1 334	9	25 329
Albany (part) ▲	64	192 550	12 950	571	61	189 940	12 557	558	3	2 610
Lebanon	12	32 514	1 989	89	11	(D)	(D)	BB	1	(D)
Sweet Home	6	2 591	495	28	6	2 591	495	28	—	—
Balance of county	66	323 871	17 008	720	61	(D)	(D)	FF	5	(D)
Malheur County	71	195 325	15 862	959	63	143 367	14 084	861	8	51 958
Nyssa	13	34 471	2 172	206	10	15 938	1 352	163	3	18 533
Ontario	42	111 141	12 131	633	40	(D)	(D)	FF	2	(D)
Balance of county	16	49 713	1 559	120	13	(D)	(D)	BB	3	(D)
Marion County	382	1 307 457	103 252	4 058	349	1 166 176	92 979	3 754	33	141 281
Keizer	11	10 010	553	25	9	(D)	(D)	BB	2	(D)
Mount Angel	3	(D)	(D)	BB	3	(D)	(D)	BB	—	—
Salem (part) ▲	214	908 140	75 701	2 809	194	(D)	(D)	HH	20	(D)
Silverton	4	4 740	353	20	4	4 740	353	20	—	—
Stayton	16	49 702	1 817	78	15	(D)	(D)	BB	1	(D)
Woodburn	19	73 205	3 868	220	18	(D)	(D)	CC	1	(D)
Balance of county	115	(D)	(D)	FF	106	225 449	19 556	852	9	(D)
Morrow County	20	66 325	1 651	89	19	(D)	(D)	BB	1	(D)
Multnomah County	2 094	20 310 261	876 813	28 949	1 722	15 445 155	686 472	23 788	372	4 865 106
Gresham	70	230 779	14 645	544	55	206 913	12 396	460	15	23 866
Lake Oswego (part) ▲	18	(D)	(D)	CC	11	(D)	(D)	BB	7	(D)
Milwaukie (part) ▲	4	26 836	1 638	84	4	26 836	1 638	84	—	—
Portland (part) ▲	1 847	19 327 804	820 671	26 725	1 527	14 807 337	646 142	22 059	320	4 520 467
Troutdale	9	12 414	1 225	55	8	(D)	(D)	BB	1	(D)
Wood Village	—	—	—	—	—	—	—	—	—	—
Balance of county	146	(D)	(D)	GG	117	(D)	(D)	GG	29	256 821
Polk County	49	79 660	7 274	366	43	52 858	5 781	327	6	26 802
Dallas	13	20 048	1 540	69	12	(D)	(D)	BB	1	(D)
Independence	5	6 619	639	29	4	(D)	(D)	BB	1	(D)
Monmouth	1	(D)	(D)	AA	1	(D)	(D)	AA	—	—
Salem (part) ▲	11	21 235	2 177	146	9	(D)	(D)	CC	2	(D)
Balance of county	19	(D)	(D)	CC	17	27 903	2 720	115	2	(D)

Table 4. Summary Statistics for Counties and for Places With 2,500 Inhabitants or More: 1992—Con.

[For meaning of abbreviations and symbols, see introductory text. For explanation of terms and comparability of 1987 and 1992 censuses, see appendix A. For information on geographic areas followed by ▲, see appendix F]

Geographic area	Estab-lish-ments (number)	Sales (\$1,000)	Annual payroll (\$1,000)	Paid employees for pay period including March 12 (number)	Merchant wholesalers			Other operating types		
					Estab-lish-ments (number)	Sales (\$1,000)	Annual payroll (\$1,000)	Paid employees for pay period including March 12 (number)	Estab-lish-ments (number)	Sales (\$1,000)
Oregon—Con.										
Sherman County	5	(D)	(D)	BB	5	(D)	(D)	BB	—	—
Tillamook County	40	29 078	2 710	195	38	(D)	(D)	CC	2	(D)
Tillamook	29	(D)	(D)	CC	27	(D)	(D)	CC	2	(D)
Balance of county	11	(D)	(D)	BB	11	(D)	(D)	BB	—	—
Umatilla County	102	333 632	22 802	985	95	255 590	20 105	919	7	78 042
Hermiston	27	82 692	4 710	226	26	(D)	(D)	CC	1	(D)
Milton-Freewater	8	27 533	2 175	68	8	27 533	2 175	68	—	—
Pendleton	36	140 268	9 023	331	33	(D)	(D)	EE	3	(D)
Umatilla	6	37 107	2 134	74	5	(D)	(D)	BB	1	(D)
Balance of county	25	46 032	4 760	286	23	(D)	(D)	EE	2	(D)
Union County	49	107 255	7 133	366	44	74 939	6 106	292	5	32 316
La Grande	30	78 577	4 633	232	25	46 261	3 606	158	5	32 316
Balance of county	19	28 678	2 500	134	19	28 678	2 500	134	—	—
Wallowa County	7	15 035	1 063	68	7	15 035	1 063	68	—	—
Wasco County	47	101 596	10 113	526	40	87 298	9 054	486	7	14 298
City of the Dalles	36	91 815	9 793	503	30	(D)	(D)	EE	6	(D)
Balance of county	11	9 781	320	23	10	(D)	(D)	BB	1	(D)
Washington County	895	8 741 147	331 258	9 730	663	4 607 774	248 020	7 598	232	4 133 373
Beaverton	275	4 065 899	142 136	3 673	199	2 374 531	109 019	2 815	76	1 691 368
Cornelius	4	(D)	(D)	BB	4	(D)	(D)	BB	—	—
Forest Grove	8	23 852	1 301	55	7	(D)	(D)	BB	1	(D)
Hillsboro	75	143 131	13 615	518	66	121 796	12 275	489	9	21 335
Lake Oswego (part) ▲	10	(D)	(D)	BB	8	(D)	(D)	BB	2	(D)
Portland (part) ▲	17	(D)	(D)	CC	12	47 345	2 792	77	5	(D)
Sherwood	6	13 926	1 665	114	6	13 926	1 665	114	—	—
Tigard	169	2 330 300	58 952	1 773	114	777 088	39 351	1 318	55	1 553 212
Tualatin (part) ▲	64	412 546	35 238	1 169	45	(D)	(D)	FF	19	(D)
Wilsonville (part) ▲	15	235 568	8 706	324	14	(D)	(D)	EE	1	(D)
Balance of county	252	1 353 979	61 421	1 849	188	767 744	47 783	1 525	64	586 235
Wheeler County	2	(D)	(D)	AA	2	(D)	(D)	AA	—	—
Yamhill County	90	205 827	14 378	673	75	(D)	(D)	FF	15	(D)
McMinnville	34	68 879	6 060	288	28	57 582	5 821	275	6	11 297
Newberg	15	59 112	2 502	89	12	(D)	(D)	BB	3	(D)
Sheridan	4	4 668	426	18	4	4 668	426	18	—	—
Balance of county	37	73 168	5 390	278	31	(D)	(D)	CC	6	(D)

Table 5. Summary Statistics for Places With 200 Establishments or More: 1992

[For meaning of abbreviations and symbols, see introductory text. For explanation of terms and comparability of 1987 and 1992 censuses, see appendix A. For information on geographic areas followed by ▲, see appendix F]

SIC code	Geographic area and kind of business	Estab-lish-ments (number)	Sales (\$1,000)	Annual payroll (\$1,000)	Paid employees for pay period including March 12 (number)	Merchant wholesalers			Other operating types		
						Estab-lish-ments (number)	Sales (\$1,000)	Annual payroll (\$1,000)	Paid employees for pay period including March 12 (number)	Estab-lish-ments (number)	Sales (\$1,000)
BEAVERTON											
	Wholesale trade	275	4 065 899	142 136	3 673	199	2 374 531	109 019	2 815	76	1 691 368
50	Durable goods	221	2 353 407	80 617	2 335	155	814 689	51 130	1 550	66	1 538 718
501	Motor vehicles and motor vehicle parts and supplies	11	(D)	(D)	CC	7	14 867	1 215	62	4	(D)
502	Furniture and home furnishings	10	9 453	676	28	7	6 756	618	23	3	2 697
503	Lumber and other construction materials	15	473 252	12 576	206	12	(D)	(D)	CC	3	(D)
504	Professional and commercial equipment and supplies	55	432 443	25 886	811	39	123 956	10 688	388	16	308 487
505	Metals and minerals, except petroleum	3	(D)	(D)	BB	1	(D)	(D)	BB	2	(D)
506	Electrical goods	64	335 444	20 905	614	41	164 552	15 556	487	23	170 892
507	Hardware, and plumbing and heating equipment and supplies	9	22 439	1 990	57	7	(D)	(D)	BB	2	(D)
508	Machinery, equipment, and supplies	40	75 224	7 438	253	30	38 539	5 836	216	10	36 685
509	Miscellaneous durable goods	14	(D)	(D)	CC	11	(D)	(D)	CC	3	23 632
51	Nondurable goods	54	1 712 492	61 519	1 338	44	1 559 842	57 889	1 265	10	152 650
511	Paper and paper products	11	16 345	3 262	129	11	16 345	3 262	129	—	—
512	Drugs, drug proprietaries, and druggists' sundries	5	(D)	(D)	BB	5	(D)	(D)	BB	—	—
513	Apparel, piece goods, and notions	6	(D)	(D)	FF	6	(D)	(D)	FF	—	—
514	Groceries and related products	13	43 197	1 496	55	10	(D)	(D)	BB	3	(D)
515	Farm-product raw materials	2	(D)	(D)	AA	1	(D)	(D)	AA	1	(D)
516	Chemicals and allied products	4	(D)	(D)	AA	2	(D)	(D)	AA	2	(D)

Table 5. Summary Statistics for Places With 200 Establishments or More: 1992 — Con.

[For meaning of abbreviations and symbols, see introductory text. For explanation of terms and comparability of 1987 and 1992 censuses, see appendix A. For information on geographic areas followed by ▲, see appendix F]

SIC code	Geographic area and kind of business	Establishments (number)	Sales (\$1,000)	Annual payroll (\$1,000)	Paid employees for pay period including March 12 (number)	Merchant wholesalers				Other operating types	
						Establishments (number)	Sales (\$1,000)	Annual payroll (\$1,000)	Paid employees for pay period including March 12 (number)	Establishments (number)	Sales (\$1,000)
	BEAVERTON—Con.										
51	Nondurable goods —Con.										
517	Petroleum and petroleum products -----	1	—	—	—	—	—	—	—	—	—
518	Beer, wine, and distilled alcoholic beverages -----	—	(D)	(D)	BB	1	(D)	(D)	BB	—	—
519	Miscellaneous nondurable goods -----	12	102 553	5 478	159	8	(D)	(D)	CC	4	(D)
	EUGENE										
	Wholesale trade -----	378	1 350 775	105 394	4 089	336	1 108 467	92 992	3 765	42	242 308
50	Durable goods -----	274	956 345	79 408	2 856	256	878 300	73 069	2 697	18	78 045
501	Motor vehicles and motor vehicle parts and supplies -----	30	49 904	7 271	329	28	(D)	(D)	EE	2	(D)
502	Furniture and homefurnishings -----	7	8 687	868	52	7	8 687	868	52	—	—
503	Lumber and other construction materials -----	45	344 947	12 968	347	43	(D)	(D)	EE	2	(D)
504	Professional and commercial equipment and supplies -----	43	78 621	12 352	418	37	48 155	7 788	328	6	30 466
505	Metals and minerals, except petroleum -----	3	(D)	(D)	CC	3	(D)	(D)	CC	—	—
506	Electrical goods -----	23	45 808	4 941	178	19	(D)	(D)	CC	4	(D)
507	Hardware, and plumbing and heating equipment and supplies -----	18	(D)	(D)	CC	16	35 718	3 536	142	2	(D)
508	Machinery, equipment, and supplies -----	73	188 874	22 534	762	71	(D)	(D)	FF	2	(D)
509	Miscellaneous durable goods -----	32	(D)	(D)	EE	32	(D)	(D)	EE	—	—
51	Nondurable goods -----	104	394 430	25 986	1 233	80	230 167	19 923	1 068	24	164 263
511	Paper and paper products -----	15	15 117	1 822	96	8	(D)	(D)	BB	7	(D)
512	Drugs, drug proprietaries, and druggists' sundries -----	1	(D)	(D)	AA	1	(D)	(D)	AA	—	—
513	Apparel, piece goods, and notions -----	6	6 447	303	12	6	6 447	303	12	—	—
514	Groceries and related products -----	27	91 355	7 768	314	19	65 471	5 674	251	8	25 884
515	Farm-product raw materials -----	—	—	—	—	—	—	—	—	—	—
516	Chemicals and allied products -----	8	(D)	(D)	BB	7	(D)	(D)	BB	1	(D)
517	Petroleum and petroleum products -----	10	153 995	2 743	214	7	(D)	(D)	CC	3	(D)
518	Beer, wine, and distilled alcoholic beverages -----	5	16 416	1 780	53	4	(D)	(D)	BB	1	(D)
519	Miscellaneous nondurable goods -----	32	(D)	(D)	EE	28	(D)	(D)	EE	4	(D)
	PORTLAND ▲										
	Wholesale trade -----	1 869	19 450 353	825 810	26 883	1 543	14 859 239	649 110	22 146	326	4 591 114
50	Durable goods -----	1 329	7 926 000	574 563	18 280	1 125	6 201 857	474 154	15 735	204	1 724 143
501	Motor vehicles and motor vehicle parts and supplies -----	201	1 918 603	96 737	3 524	176	1 582 217	81 213	2 971	25	336 386
5012	Automobiles and other motor vehicles -----	38	1 393 496	37 404	1 145	33	(D)	(D)	FF	5	(D)
5013	Motor vehicle supplies and new parts -----	116	407 372	47 870	1 971	99	(D)	(D)	GG	17	(D)
5014	Tires and tubes -----	20	96 720	7 051	227	17	(D)	(D)	CC	3	(D)
5015	Motor vehicle parts, used -----	27	21 015	4 412	181	27	21 015	4 412	181	—	—
502	Furniture and homefurnishings -----	80	238 377	25 364	896	71	187 118	23 567	842	9	51 259
5021	Furniture -----	31	84 673	9 463	328	29	(D)	(D)	EE	2	(D)
5023	Homefurnishings -----	49	153 704	15 901	568	42	(D)	(D)	FF	7	(D)
503	Lumber and other construction materials -----	121	1 904 331	67 733	1 691	104	1 518 207	60 632	1 518	17	386 124
5031	Lumber, plywood, millwork, and wood panels -----	67	1 725 233	50 976	1 065	61	(D)	(D)	FF	6	(D)
5032	Brick, stone, and related construction materials -----	14	46 300	4 350	122	10	30 978	3 368	96	4	15 322
5033	Roofing, siding, and insulation materials -----	21	(D)	(D)	EE	17	(D)	(D)	EE	4	33 938
5039	Construction materials, n.e.c. -----	19	(D)	(D)	CC	16	(D)	(D)	CC	3	(D)
504	Professional and commercial equipment and supplies -----	182	659 545	90 215	2 433	160	384 960	50 984	1 725	22	274 585
5043	Photographic equipment and supplies -----	4	12 806	1 171	47	3	(D)	(D)	BB	1	(D)
5044	Office equipment -----	28	89 079	20 378	595	23	(D)	(D)	EE	5	(D)
5045	Computers and computer peripheral equipment and software -----	65	336 144	42 498	841	58	(D)	(D)	EE	7	(D)
5046	Commercial equipment, n.e.c. -----	35	(D)	(D)	EE	33	(D)	(D)	EE	2	(D)
5047	Medical, dental, and hospital equipment and supplies -----	27	88 757	7 608	198	23	(D)	(D)	CC	4	(D)
5048	Ophthalmic goods -----	10	(D)	(D)	CC	9	(D)	(D)	CC	1	(D)
5049	Professional equipment and supplies, n.e.c. -----	13	(D)	(D)	CC	11	(D)	(D)	BB	2	(D)
505	Metals and minerals, except petroleum -----	52	461 869	34 106	1 091	42	(D)	(D)	FF	10	(D)
5051	Metals service centers and offices -----	49	437 385	33 502	1 084	39	(D)	(D)	FF	10	(D)
5052	Coal and other minerals and ores -----	3	24 484	604	7	3	24 484	604	7	—	—
506	Electrical goods -----	140	595 708	60 116	1 867	101	394 961	49 560	1 606	39	200 747
5063	Electrical apparatus and equipment, wiring supplies, and construction materials -----	81	348 077	29 721	965	55	203 760	22 574	784	26	144 317
5064	Electrical appliances, television and radio sets -----	14	(D)	(D)	EE	13	(D)	(D)	EE	1	(D)
5065	Electronic parts and equipment, n.e.c. -----	45	(D)	(D)	FF	33	(D)	(D)	FF	12	(D)
507	Hardware, and plumbing and heating equipment and supplies -----	113	391 443	44 907	1 415	91	265 775	35 753	1 184	22	125 668
5072	Hardware -----	42	122 146	12 140	453	37	(D)	(D)	EE	5	(D)
5074	Plumbing and heating equipment and supplies (hydronics) -----	43	158 652	20 249	639	33	98 979	17 178	548	10	59 673
5075	Warm air heating and air-conditioning equipment and supplies -----	21	(D)	(D)	EE	15	(D)	(D)	CC	6	42 784
5078	Refrigeration equipment and supplies -----	7	(D)	(D)	BB	6	(D)	(D)	BB	1	(D)

OR—22 OREGON

WHOLESALE TRADE—GEOGRAPHIC AREA SERIES

Table 5. Summary Statistics for Places With 200 Establishments or More: 1992 —Con.

[For meaning of abbreviations and symbols, see introductory text. For explanation of terms and comparability of 1987 and 1992 censuses, see appendix A. For information on geographic areas followed by ▲, see appendix F]

SIC code	Geographic area and kind of business	Estab-lish-ments (number)	Sales (\$1,000)	Annual payroll (\$1,000)	Paid employees for pay period including March 12 (number)	Merchant wholesalers			Other operating types	
						Estab-lish-ments (number)	Sales (\$1,000)	Annual payroll (\$1,000)	Paid employees for pay period including March 12 (number)	Estab-lish-ments (number)
PORTLAND ▲—Con.										
50	Durable goods —Con.									
508	Machinery, equipment, and supplies	318	971 448	121 912	4 041	271	809 595	111 470	3 680	47 161 853
5082	Construction and mining (except petroleum) machinery and equipment	36	189 537	20 613	670	33	(D)	(D)	FF	3 (D)
5083	Farm and garden machinery and equipment	8	(D)	(D)	BB	7	(D)	(D)	BB	1 (D)
5084	Industrial machinery and equipment	122	286 280	41 325	1 287	105	231 211	38 293	1 194	17 55 069
5085	Industrial supplies	102	341 645	39 165	1 335	82	263 972	34 041	1 144	20 77 673
5087	Service establishment equipment and supplies	35	(D)	(D)	EE	30	(D)	(D)	EE	5 (D)
5088	Transportation equipment and supplies, except motor vehicles	15	79 055	7 907	271	14	(D)	(D)	EE	1 (D)
509	Miscellaneous durable goods	122	784 676	33 473	1 322	109	(D)	(D)	GG	13 (D)
5091	Sporting and recreational goods and supplies	32	139 209	8 552	339	23	(D)	(D)	EE	9 (D)
5092	Toys and hobby goods and supplies	7	(D)	(D)	BB	6	(D)	(D)	BB	1 (D)
5093	Scrap and waste materials	36	143 273	13 778	59	36	143 273	13 778	579	- -
5094	Jewelry, watches, precious stones, and precious metals	13	(D)	(D)	CC	13	(D)	(D)	CC	- -
5099	Durable goods, n.e.c.	34	(D)	(D)	CC	31	(D)	(D)	CC	3 (D)
51	Nondurable goods	540	11 524 353	251 247	8 603	418	8 657 382	174 956	6 411	122 2 866 971
511	Paper and paper products	84	494 795	35 345	1 148	62	(D)	(D)	FF	22 (D)
5111	Printing and writing paper	15	(D)	(D)	EE	11	70 539	6 321	180	4 (D)
5112	Stationery and office supplies	41	(D)	(D)	FF	31	(D)	(D)	EE	10 26 552
5113	Industrial and personal service paper	28	138 033	7 589	215	20	48 779	4 473	130	8 89 254
512	Drugs, drug proprietaries, and druggists' sundries	21	451 337	8 789	251	14	(D)	(D)	CC	7 (D)
5122	Drugs, drug proprietaries, and druggists' sundries	21	451 337	8 789	251	14	(D)	(D)	CC	7 (D)
513	Apparel, piece goods, and notions	44	(D)	(D)	FF	36	(D)	(D)	FF	8 (D)
5131	Piece goods, notions, and other dry goods	16	(D)	(D)	EE	14	(D)	(D)	EE	2 (D)
5136	Men's and boys' clothing and furnishings	14	(D)	(D)	CC	12	(D)	(D)	CC	2 (D)
5137	Women's, children's, and infants' clothing and accessories	12	(D)	(D)	EE	8	(D)	(D)	EE	4 (D)
5139	Footwear	2	(D)	(D)	BB	2	(D)	(D)	BB	- -
514	Groceries and related products	148	1 360 135	82 793	3 036	113	865 103	55 382	2 146	35 495 032
5141	Groceries, general line	20	337 828	20 683	656	17	(D)	(D)	FF	3 (D)
5142	Packages, frozen foods	17	194 772	6 708	241	11	160 455	5 624	191	6 34 317
5143	Dairy products, except dried or canned	6	45 418	2 152	65	5	(D)	(D)	BB	1 (D)
5144	Poultry and poultry products	2	(D)	(D)	BB	1	(D)	(D)	BB	1 (D)
5145	Confectionery	6	(D)	(D)	CC	3	(D)	(D)	AA	3 (D)
5146	Fish and seafoods	8	(D)	(D)	BB	7	(D)	(D)	BB	1 (D)
5147	Meats and meat products	17	272 864	8 395	272	14	200 076	6 924	226	3 72 788
5148	Fresh fruits and vegetables	25	136 692	13 625	658	23	(D)	(D)	FF	2 (D)
5149	Groceries and related products, n.e.c.	47	(D)	(D)	FF	32	(D)	(D)	EE	15 (D)
515	Farm-product raw materials	27	5 874 255	12 146	303	24	5 842 525	11 356	270	3 31 730
5153	Grain and field beans	23	5 847 551	11 747	270	21	(D)	(D)	EE	2 (D)
5154	Livestock	1	(D)	(D)	BB	-	-	-	-	1 (D)
5159	Farm-product raw materials, n.e.c.	3	(D)	(D)	AA	3	(D)	(D)	AA	- -
516	Chemicals and allied products	60	251 879	19 393	611	44	(D)	(D)	EE	16 (D)
5162	Plastics materials and basic forms and shapes	15	57 280	2 611	99	11	(D)	(D)	BB	4 (D)
5169	Chemicals and allied products, n.e.c.	45	194 599	16 782	512	33	(D)	(D)	EE	12 (D)
517	Petroleum and petroleum products	30	1 514 626	19 367	536	21	(D)	(D)	CC	9 (D)
5171	Petroleum bulk stations and terminals	20	1 445 734	16 236	449	13	(D)	(D)	CC	7 (D)
5172	Petroleum and petroleum products wholesalers, except bulk stations and terminals	10	68 892	3 131	87	8	(D)	(D)	BB	2 (D)
518	Beer, wine, and distilled alcoholic beverages	21	177 784	18 131	592	16	(D)	(D)	EE	5 (D)
5181	Beer and ale	6	137 332	14 890	463	5	(D)	(D)	EE	1 (D)
5182	Wine and distilled alcoholic beverages	15	40 452	3 241	129	11	(D)	(D)	CC	4 (D)
519	Miscellaneous nondurable goods	105	(D)	(D)	GG	88	(D)	(D)	GG	17 (D)
5191	Farm supplies	17	50 803	2 652	115	14	45 841	2 409	101	3 4 962
5192	Books, periodicals, and newspapers	21	134 900	9 026	356	16	(D)	(D)	EE	5 (D)
5193	Flowers, nursery stock, and florists' supplies	14	23 449	3 201	223	12	(D)	(D)	CC	2 (D)
5194	Tobacco and tobacco products	2	(D)	(D)	AA	2	(D)	(D)	AA	- -
5198	Paints, varnishes, and supplies	13	41 780	2 930	94	7	(D)	(D)	BB	6 (D)
5199	Nondurable goods, n.e.c.	38	(D)	(D)	EE	37	753 720	9 866	369	1 (D)
SALEM ▲										
	Wholesale trade	225	929 375	77 878	2 955	203	808 863	67 568	2 681	22 120 512
50	Durable goods	152	272 560	37 920	1 380	140	234 165	32 378	1 257	12 38 395
501	Motor vehicles and motor vehicle parts and supplies	25	43 385	6 158	291	24	(D)	(D)	EE	1 (D)
502	Furniture and homefurnishings	10	14 890	2 060	84	10	14 890	2 060	84	- -
503	Lumber and other construction materials	13	25 657	1 543	68	12	(D)	(D)	BB	1 (D)
504	Professional and commercial equipment and supplies	29	51 595	10 004	283	26	(D)	(D)	CC	3 (D)
505	Metals and minerals, except petroleum	3	(D)	(D)	BB	2	(D)	(D)	BB	1 (D)
506	Electrical goods	13	17 245	2 128	95	12	(D)	(D)	BB	1 (D)

Table 5. Summary Statistics for Places With 200 Establishments or More: 1992 —Con.

[For meaning of abbreviations and symbols, see introductory text. For explanation of terms and comparability of 1987 and 1992 censuses, see appendix A. For information on geographic areas followed by ▲, see appendix F]

SIC code	Geographic area and kind of business	Estab-lish-ments (number)	Sales (\$1,000)	Annual payroll (\$1,000)	Paid employees for pay period including March 12 (number)	Merchant wholesalers			Other operating types		
						Estab-lish-ments (number)	Sales (\$1,000)	Annual payroll (\$1,000)	Paid employees for pay period including March 12 (number)	Estab-lish-ments (number)	Sales (\$1,000)
	SALEM ▲—Con.										
50	Durable goods —Con.										
507	Hardware, and plumbing and heating equipment and supplies	13	34 962	3 601	127	11	(D)	(D)	CC	2	(D)
508	Machinery, equipment, and supplies	32	69 173	10 060	306	30	(D)	(D)	EE	2	(D)
509	Miscellaneous durable goods	14	(D)	(D)	BB	13	(D)	(D)	BB	1	(D)
51	Nondurable goods	73	656 815	39 958	1 575	63	574 698	35 190	1 424	10	82 117
511	Paper and paper products	12	18 114	2 486	204	11	(D)	(D)	CC	1	(D)
512	Drugs, drug proprietaries, and druggists' sundries	1	(D)	(D)	AA	1	(D)	(D)	AA	—	—
513	Apparel, piece goods, and notions	1	(D)	(D)	AA	—	—	—	—	1	(D)
514	Groceries and related products	20	422 564	24 095	826	14	(D)	(D)	FF	6	(D)
515	Farm-product raw materials	1	(D)	(D)	AA	1	(D)	(D)	AA	—	—
516	Chemicals and allied products	—	—	—	—	—	—	—	—	—	—
517	Petroleum and petroleum products	14	130 080	5 831	238	13	(D)	(D)	CC	1	(D)
518	Beer, wine, and distilled alcoholic beverages	3	(D)	(D)	CC	3	(D)	(D)	CC	—	—
519	Miscellaneous nondurable goods	21	55 197	3 626	165	20	(D)	(D)	CC	1	(D)

Table 6. Summary Statistics for Counties With 200 Establishments or More: 1992

[For meaning of abbreviations and symbols, see introductory text. For explanation of terms and comparability of 1987 and 1992 censuses, see appendix A. For information on geographic areas followed by ▲, see appendix F]

SIC code	Geographic area and kind of business	Estab-lish-ments (number)	Sales (\$1,000)	Annual payroll (\$1,000)	Paid employees for pay period including March 12 (number)	Merchant wholesalers			Other operating types		
						Estab-lish-ments (number)	Sales (\$1,000)	Annual payroll (\$1,000)	Paid employees for pay period including March 12 (number)	Estab-lish-ments (number)	Sales (\$1,000)
	CLACKAMAS COUNTY										
	Wholesale trade	666	5 739 063	237 396	8 219	525	3 649 743	193 279	6 898	141	2 089 320
50	Durable goods	446	1 870 815	123 503	3 952	361	1 344 626	105 895	3 438	85	526 189
501	Motor vehicles and motor vehicle parts and supplies	53	97 913	8 902	359	47	(D)	(D)	EE	6	(D)
5012	Automobiles and other motor vehicles	12	50 158	2 825	85	10	(D)	(D)	BB	2	(D)
5013	Motor vehicle supplies and new parts	24	38 720	4 464	187	20	31 726	3 942	163	4	6 994
5014	Tires and tubes	5	(D)	(D)	BB	5	(D)	(D)	BB	—	—
5015	Motor vehicle parts, used	12	(D)	(D)	BB	12	(D)	(D)	BB	—	—
502	Furniture and homefurnishings	20	73 609	2 331	85	14	11 201	1 399	63	6	62 408
5021	Furniture	10	52 550	1 555	60	6	(D)	(D)	BB	4	(D)
5023	Homefurnishings	10	21 059	776	25	8	(D)	(D)	AA	2	(D)
503	Lumber and other construction materials	62	616 927	25 934	760	54	431 131	20 228	566	8	185 796
5031	Lumber, plywood, millwork, and wood panels	51	592 900	22 238	587	45	(D)	(D)	EE	6	(D)
5032	Brick, stone, and related construction materials	4	(D)	(D)	BB	3	1 311	205	12	1	(D)
5033	Roofing, siding, and insulation materials	2	(D)	(D)	AA	2	(D)	(D)	CC	—	—
5039	Construction materials, n.e.c.	5	(D)	(D)	CC	4	(D)	(D)	AA	1	(D)
504	Professional and commercial equipment and supplies	57	111 802	17 417	495	48	(D)	(D)	EE	9	(D)
5043	Photographic equipment and supplies	2	(D)	(D)	BB	2	(D)	(D)	BB	—	—
5044	Office equipment	5	2 829	364	18	4	(D)	(D)	AA	1	(D)
5045	Computers and computer peripheral equipment and software	16	(D)	(D)	CC	15	29 766	4 995	138	1	(D)
5046	Commercial equipment, n.e.c.	9	(D)	(D)	BB	7	(D)	(D)	BB	2	(D)
5047	Medical, dental, and hospital equipment and supplies	14	(D)	(D)	CC	10	(D)	(D)	CC	4	14 617
5048	Ophthalmic goods	4	4 635	576	33	3	(D)	(D)	BB	1	(D)
5049	Professional equipment and supplies, n.e.c.	7	(D)	(D)	BB	7	(D)	(D)	BB	—	—
505	Metals and minerals, except petroleum	11	(D)	(D)	BB	10	(D)	(D)	BB	1	(D)
5051	Metals service centers and offices	11	(D)	(D)	BB	10	(D)	(D)	BB	1	(D)
5052	Coal and other minerals and ores	—	—	—	—	—	—	—	—	—	—
506	Electrical goods	49	(D)	(D)	EE	37	204 835	14 109	391	12	(D)
5063	Electrical apparatus and equipment, wiring supplies, and construction materials	29	(D)	(D)	CC	20	(D)	(D)	CC	9	(D)
5064	Electrical appliances, television and radio sets	5	(D)	(D)	BB	4	(D)	(D)	BB	1	(D)
5065	Electronic parts and equipment, n.e.c.	15	(D)	(D)	CC	13	(D)	(D)	CC	2	(D)
507	Hardware, and plumbing and heating equipment and supplies	30	(D)	(D)	CC	17	(D)	(D)	CC	13	66 416
5072	Hardware	15	(D)	(D)	BB	7	12 959	1 100	49	8	(D)
5074	Plumbing and heating equipment and supplies (hydronics)	8	45 172	2 497	93	5	(D)	(D)	BB	3	(D)
5075	Warm air heating and air-conditioning equipment and supplies	6	(D)	(D)	AA	4	(D)	(D)	AA	2	(D)
5078	Refrigeration equipment and supplies	1	(D)	(D)	AA	1	(D)	(D)	AA	—	—

Table 6. Summary Statistics for Counties With 200 Establishments or More: 1992 — Con.

[For meaning of abbreviations and symbols, see introductory text. For explanation of terms and comparability of 1987 and 1992 censuses, see appendix A. For information on geographic areas followed by ▲, see appendix F]

SIC code	Geographic area and kind of business	Establishments (number)	Sales (\$1,000)	Annual payroll (\$1,000)	Paid employees for pay period including March 12 (number)	Merchant wholesalers				Other operating types	
						Establishments (number)	Sales (\$1,000)	Annual payroll (\$1,000)	Paid employees for pay period including March 12 (number)	Establishments (number)	Sales (\$1,000)
CLACKAMAS COUNTY—Con.											
50	Durable goods—Con.										
5082	Machinery, equipment, and supplies -----	112	206 108	28 148	930	94	165 937	25 900	865	18	40 171
	Construction and mining (except petroleum) machinery and equipment -----	9	31 761	4 162	127	9	31 761	4 162	127	—	—
5083	Farm and garden machinery and equipment -----	6	(D)	(D)	BB	6	(D)	(D)	BB	—	—
5084	Industrial machinery and equipment -----	53	90 256	14 479	456	41	66 486	12 749	406	12	23 770
5085	Industrial supplies -----	23	(D)	(D)	CC	18	29 653	3 624	130	5	(D)
5087	Service establishment equipment and supplies -----	12	(D)	(D)	CC	11	(D)	(D)	BB	1	(D)
5088	Transportation equipment and supplies, except motor vehicles -----	9	(D)	(D)	BB	9	(D)	(D)	BB	—	—
509	Miscellaneous durable goods -----	52	(D)	(D)	FF	40	(D)	(D)	FF	12	(D)
5091	Sporting and recreational goods and supplies -----	18	63 216	3 950	139	12	28 246	2 803	105	6	34 970
5092	Toys and hobby goods and supplies -----	4	2 052	154	10	4	2 052	154	10	—	—
5093	Scrap and waste materials -----	9	11 077	1 732	77	8	(D)	(D)	BB	1	(D)
5094	Jewelry, watches, precious stones, and precious metals -----	3	(D)	(D)	AA	2	(D)	(D)	AA	1	(D)
5099	Durable goods, n.e.c. -----	18	289 591	11 704	390	14	280 221	11 612	384	4	9 370
51	Nondurable goods -----	220	3 868 248	113 893	4 267	164	2 305 117	87 384	3 460	56	1 563 131
511	Paper and paper products -----	28	243 689	13 044	383	20	127 923	12 034	357	8	115 766
5111	Printing and writing paper -----	4	155 980	4 078	131	1	(D)	(D)	CC	3	(D)
5112	Stationery and office supplies -----	16	(D)	(D)	CC	13	(D)	(D)	CC	3	(D)
5113	Industrial and personal service paper -----	8	(D)	(D)	BB	6	(D)	(D)	BB	2	(D)
512	Drugs, drug proprietaries, and druggists' sundries -----	10	(D)	(D)	CC	8	(D)	(D)	CC	2	(D)
5122	Drugs, drug proprietaries, and druggists' sundries -----	10	(D)	(D)	CC	8	(D)	(D)	CC	2	(D)
513	Apparel, piece goods, and notions -----	9	19 117	1 278	70	3	(D)	(D)	BB	6	(D)
5131	Piece goods, notions, and other dry goods -----	2	(D)	(D)	AA	1	(D)	(D)	AA	1	(D)
5136	Men's and boys' clothing and furnishings -----	5	(D)	(D)	BB	2	(D)	(D)	BB	3	(D)
5137	Women's, children's, and infants' clothing and accessories -----	—	—	—	—	—	—	—	—	—	—
5139	Footwear -----	2	(D)	(D)	AA	—	—	—	—	2	(D)
514	Groceries and related products -----	77	2 691 953	69 820	2 551	52	1 490 503	47 171	1 860	25	1 201 450
5141	Groceries, general line -----	13	1 219 429	28 036	1 162	9	(D)	(D)	GG	4	(D)
5142	Packaged frozen foods -----	7	(D)	(D)	CC	5	12 386	951	37	2	(D)
5143	Dairy products, except dried or canned -----	4	27 970	1 903	61	2	(D)	(D)	BB	2	(D)
5144	Poultry and poultry products -----	3	(D)	(D)	CC	2	(D)	(D)	CC	1	(D)
5145	Confectionery -----	1	(D)	(D)	AA	1	(D)	(D)	AA	—	—
5146	Fish and seafoods -----	3	(D)	(D)	CC	2	(D)	(D)	CC	1	(D)
5147	Meats and meat products -----	8	82 921	2 025	74	6	(D)	(D)	BB	2	(D)
5148	Fresh fruits and vegetables -----	9	51 655	2 113	46	7	(D)	(D)	BB	2	(D)
5149	Groceries and related products, n.e.c. -----	29	788 596	24 480	807	18	264 651	11 558	431	11	523 945
515	Farm-product raw materials -----	5	(D)	(D)	BB	4	(D)	(D)	BB	1	(D)
5153	Grain and field beans -----	2	(D)	(D)	AA	1	(D)	(D)	AA	1	(D)
5154	Livestock -----	1	(D)	(D)	AA	1	(D)	(D)	AA	—	—
5159	Farm-product raw materials, n.e.c. -----	2	(D)	(D)	AA	2	(D)	(D)	AA	—	—
516	Chemicals and allied products -----	10	180 724	1 372	38	6	3 901	598	21	4	176 823
5162	Plastics materials and basic forms and shapes -----	5	(D)	(D)	AA	3	1 961	269	8	2	(D)
5169	Chemicals and allied products, n.e.c. -----	5	(D)	(D)	BB	3	1 940	329	13	2	(D)
517	Petroleum and petroleum products -----	11	86 814	2 191	127	9	(D)	(D)	CC	2	(D)
5171	Petroleum bulk stations and terminals -----	9	(D)	(D)	BB	8	(D)	(D)	BB	1	(D)
5172	Petroleum and petroleum products wholesalers, except bulk stations and terminals -----	2	(D)	(D)	BB	1	(D)	(D)	BB	1	(D)
518	Beer, wine, and distilled alcoholic beverages -----	3	37 849	3 805	125	3	37 849	3 805	125	—	—
5181	Beer and ale -----	2	(D)	(D)	CC	2	(D)	(D)	CC	—	—
5182	Wine and distilled alcoholic beverages -----	1	(D)	(D)	AA	1	(D)	(D)	AA	—	—
519	Miscellaneous nondurable goods -----	67	280 037	18 033	781	59	(D)	(D)	FF	8	(D)
5191	Farm supplies -----	20	47 186	2 804	149	19	(D)	(D)	CC	1	(D)
5192	Books, periodicals, and newspapers -----	10	(D)	(D)	CC	9	(D)	(D)	CC	1	(D)
5193	Flowers, nursery stock, and florists' supplies -----	8	11 071	1 382	69	7	(D)	(D)	BB	1	(D)
5194	Tobacco and tobacco products -----	2	(D)	(D)	CC	2	(D)	(D)	CC	—	—
5198	Paints, varnishes, and supplies -----	7	34 917	2 361	64	5	(D)	(D)	BB	2	(D)
5199	Nondurable goods, n.e.c. -----	20	(D)	(D)	CC	17	(D)	(D)	CC	3	(D)
JACKSON COUNTY (Coextensive with Medford–Ashland, OR MSA; see table 7.)											
LANE COUNTY (Coextensive with Eugene–Springfield, OR MSA; see table 7.)											

Table 6. Summary Statistics for Counties With 200 Establishments or More: 1992 — Con.

[For meaning of abbreviations and symbols, see introductory text. For explanation of terms and comparability of 1987 and 1992 censuses, see appendix A. For information on geographic areas followed by ▲, see appendix F]

SIC code	Geographic area and kind of business	Estab-lish-ments (number)	Sales (\$1,000)	Annual payroll (\$1,000)	Paid employees for pay period including March 12 (number)	Merchant wholesalers				Other operating types	
						Estab-lish-ments (number)	Sales (\$1,000)	Annual payroll (\$1,000)	Paid employees for pay period including March 12 (number)	Estab-lish-ments (number)	Sales (\$1,000)
MARION COUNTY											
	Wholesale trade -----	382	1 307 457	103 252	4 058	349	1 166 176	92 979	3 754	33	141 281
50	Durable goods -----	231	442 642	49 042	1 913	215	(D)	(D)	GG	16	(D)
501	Motor vehicles and motor vehicle parts and supplies -----	41	(D)	(D)	EE	40	(D)	(D)	EE	1	(D)
502	Furniture and homefurnishings -----	15	(D)	(D)	CC	14	15 565	2 201	99	1	(D)
503	Lumber and other construction materials -----	22	(D)	(D)	CC	20	57 378	3 410	122	2	(D)
504	Professional and commercial equipment and supplies -----	35	(D)	(D)	EE	32	44 045	6 920	283	3	(D)
505	Metals and minerals, except petroleum -----	4	3 627	661	30	4	3 627	661	30	-	-
506	Electrical goods -----	18	26 471	2 897	122	17	(D)	(D)	CC	1	(D)
507	Hardware, and plumbing and heating equipment and supplies -----	18	(D)	(D)	CC	16	64 832	4 469	181	2	(D)
508	Machinery, equipment, and supplies -----	54	100 385	13 705	494	51	(D)	(D)	EE	3	(D)
509	Miscellaneous durable goods -----	24	35 448	2 619	126	21	(D)	(D)	CC	3	(D)
51	Nondurable goods -----	151	864 815	54 210	2 145	134	(D)	(D)	GG	17	(D)
511	Paper and paper products -----	11	(D)	(D)	CC	10	14 772	2 111	140	1	(D)
512	Drugs, drug proprietaries, and druggists' sundries -----	4	1 937	404	16	4	1 937	404	16	-	-
513	Apparel, piece goods, and notions -----	3	(D)	(D)	AA	1	(D)	(D)	AA	2	(D)
514	Groceries and related products -----	35	(D)	(D)	FF	28	(D)	(D)	FF	7	77 223
515	Farm-product raw materials -----	7	19 256	553	45	6	(D)	(D)	AA	1	(D)
516	Chemicals and allied products -----	3	7 489	947	35	2	(D)	(D)	BB	1	(D)
517	Petroleum and petroleum products -----	18	(D)	(D)	EE	16	149 098	6 510	263	2	(D)
518	Beer, wine, and distilled alcoholic beverages -----	4	(D)	(D)	CC	4	(D)	(D)	CC	-	-
519	Miscellaneous nondurable goods -----	66	145 699	10 494	467	63	143 695	10 330	455	3	2 004
MULTNOMAH COUNTY											
	Wholesale trade -----	2 094	20 310 261	876 813	28 949	1 722	15 445 155	686 472	23 788	372	4 865 106
50	Durable goods -----	1 489	8 492 023	613 110	19 675	1 254	6 602 201	501 535	16 794	235	1 889 822
501	Motor vehicles and motor vehicle parts and supplies -----	231	2 012 692	105 090	3 814	202	1 655 418	88 174	3 215	29	357 274
5012	Automobiles and other motor vehicles -----	42	1 445 808	41 158	1 256	36	1 229 960	32 065	906	6	215 848
5013	Motor vehicle supplies and new parts -----	129	436 617	50 181	2 061	110	(D)	(D)	GG	19	(D)
5014	Tires and tubes -----	24	102 773	7 857	253	20	(D)	(D)	CC	4	(D)
5015	Motor vehicle parts, used -----	36	27 494	5 894	244	36	27 494	5 894	244	-	-
502	Furniture and homefurnishings -----	83	233 263	25 445	908	75	(D)	(D)	FF	8	(D)
5021	Furniture -----	31	84 907	9 468	330	29	(D)	(D)	EE	2	(D)
5023	Homefurnishings -----	52	148 356	15 977	578	46	(D)	(D)	FF	6	(D)
503	Lumber and other construction materials -----	139	1 903 521	68 140	1 746	119	1 514 432	60 826	1 558	20	389 089
5031	Lumber, plywood, millwork, and wood panels -----	74	1 713 626	50 674	1 085	67	1 378 077	45 321	960	7	335 549
5032	Brick, stone, and related construction materials -----	17	48 285	4 541	135	12	(D)	(D)	CC	5	(D)
5033	Roofing, siding, and insulation materials -----	23	100 210	7 354	337	19	66 271	6 837	326	4	33 939
5039	Construction materials, n.e.c. -----	25	41 400	5 571	189	21	(D)	(D)	CC	4	(D)
504	Professional and commercial equipment and supplies -----	203	697 741	95 541	2 605	176	(D)	(D)	GG	27	(D)
5043	Photographic equipment and supplies -----	4	12 806	1 171	47	3	(D)	(D)	BB	1	(D)
5044	Office equipment -----	30	95 523	22 043	649	23	38 590	11 277	433	7	56 933
5045	Computers and computer peripheral equipment and software -----	70	354 767	44 239	878	61	152 212	15 961	452	9	202 555
5046	Commercial equipment, n.e.c. -----	37	92 890	12 532	459	35	(D)	(D)	EE	2	(D)
5047	Medical, dental, and hospital equipment and supplies -----	34	98 734	8 856	247	29	79 718	8 057	237	5	19 016
5048	Ophthalmic goods -----	12	16 925	3 230	151	11	(D)	(D)	CC	1	(D)
5049	Professional equipment and supplies, n.e.c. -----	16	26 096	3 470	174	14	(D)	(D)	CC	2	(D)
505	Metals and minerals, except petroleum -----	55	472 544	34 865	1 117	44	384 696	30 140	966	11	87 848
5051	Metals service centers and offices -----	52	448 060	34 261	1 110	41	360 212	29 536	959	11	87 848
5052	Coal and other minerals and ores -----	3	24 484	604	7	3	24 484	604	7	-	-
506	Electrical goods -----	155	691 780	65 665	2 066	112	439 185	52 537	1 739	43	252 595
5063	Electrical apparatus and equipment, wiring supplies, and construction materials -----	90	414 651	33 393	1 105	61	241 113	24 989	890	29	173 538
5064	Electrical appliances, television and radio sets -----	18	147 865	9 109	358	16	(D)	(D)	EE	2	(D)
5065	Electronic parts and equipment, n.e.c. -----	47	129 264	23 163	603	35	(D)	(D)	FF	12	(D)
507	Hardware, and plumbing and heating equipment and supplies -----	128	609 443	52 855	1 664	101	462 699	42 829	1 411	27	146 744
5072	Hardware -----	48	234 626	18 124	601	40	201 691	15 359	535	8	32 935
5074	Plumbing and heating equipment and supplies (hydronics) -----	47	169 269	20 642	651	35	(D)	(D)	FF	12	(D)
5075	Warm air heating and air-conditioning equipment and supplies -----	24	184 259	11 090	337	18	141 475	7 137	249	6	42 784
5078	Refrigeration equipment and supplies -----	9	21 289	2 999	75	8	(D)	(D)	BB	1	(D)
508	Machinery, equipment, and supplies -----	352	1 061 157	129 980	4 337	299	860 607	116 636	3 866	53	200 550
5082	Construction and mining (except petroleum) machinery and equipment -----	44	212 331	22 962	754	40	185 475	19 960	647	4	26 856
5083	Farm and garden machinery and equipment -----	13	39 882	4 232	153	10	(D)	(D)	CC	3	(D)
5084	Industrial machinery and equipment -----	132	313 216	43 798	1 382	113	241 583	39 831	1 252	19	71 633
5085	Industrial supplies -----	107	350 176	40 031	1 357	87	270 686	34 802	1 162	20	79 490
5087	Service establishment equipment and supplies -----	37	56 091	10 603	404	32	(D)	(D)	EE	5	(D)
5088	Transportation equipment and supplies, except motor vehicles -----	19	89 461	8 354	287	17	(D)	(D)	EE	2	(D)

Table 6. Summary Statistics for Counties With 200 Establishments or More: 1992 — Con.

[For meaning of abbreviations and symbols, see introductory text. For explanation of terms and comparability of 1987 and 1992 censuses, see appendix A. For information on geographic areas followed by ▲, see appendix F]

SIC code	Geographic area and kind of business	Estab-lish-ments (number)	Sales (\$1,000)	Annual payroll (\$1,000)	Paid employees for pay period including March 12 (number)	Merchant wholesalers			Other operating types		
						Estab-lish-ments (number)	Sales (\$1,000)	Annual payroll (\$1,000)	Paid employees for pay period including March 12 (number)	Estab-lish-ments (number)	Sales (\$1,000)
MULTNOMAH COUNTY — Con.											
50	Durable goods — Con.										
509	Miscellaneous durable goods -----	143	809 882	35 529	1 418	126	(D)	(D)	GG	17	(D)
5091	Sporting and recreational goods and supplies ----	36	142 089	8 627	352	25	75 514	6 912	315	11	66 575
5092	Toys and hobby goods and supplies -----	9	40 578	2 547	108	8	(D)	(D)	BB	1	(D)
5093	Scrap and waste materials -----	39	145 221	14 345	604	39	145 221	14 345	604	—	—
5094	Jewelry, watches, precious stones, and precious metals-----	14	15 381	2 265	102	14	15 381	2 265	102	—	—
5099	Durable goods, n.e.c. -----	45	466 613	7 745	252	40	(D)	(D)	CC	5	(D)
51	Nondurable goods -----	605	11 818 238	263 703	9 274	468	8 842 954	184 937	6 994	137	2 975 284
511	Paper and paper products -----	88	504 662	36 432	1 249	65	241 407	25 126	901	23	263 255
5111	Printing and writing paper -----	16	217 988	11 236	346	11	70 539	6 321	180	5	147 449
5112	Stationery and office supplies -----	44	148 641	17 607	688	34	122 089	14 332	591	10	26 552
5113	Industrial and personal service paper -----	28	138 033	7 589	215	20	48 779	4 473	130	8	89 254
512	Drugs, drug proprietaries, and druggists' sundries ---	30	467 925	10 723	345	22	93 235	4 742	202	8	374 690
5122	Drugs, drug proprietaries, and druggists' sundries -	30	467 925	10 723	345	22	93 235	4 742	202	8	374 690
513	Apparel, piece goods, and notions -----	46	(D)	(D)	FF	37	(D)	(D)	FF	9	(D)
5131	Piece goods, notions, and other dry goods -----	17	(D)	(D)	EE	15	(D)	(D)	EE	2	(D)
5136	Men's and boys' clothing and furnishings -----	15	(D)	(D)	CC	12	(D)	(D)	CC	3	(D)
5137	Women's, children's, and infants' clothing and accessories -----	12	(D)	(D)	EE	8	(D)	(D)	EE	4	(D)
5139	Footwear -----	2	(D)	(D)	BB	2	(D)	(D)	BB	—	—
514	Groceries and related products -----	170	1 513 370	88 984	3 334	129	934 282	59 181	2 369	41	579 088
5141	Groceries, general line -----	22	(D)	(D)	FF	19	(D)	(D)	FF	3	(D)
5142	Packaged frozen foods -----	20	288 894	8 668	330	13	(D)	(D)	EE	7	(D)
5143	Dairy products, except dried or canned -----	6	45 418	2 152	65	5	(D)	(D)	BB	1	(D)
5144	Poultry and poultry products -----	2	(D)	(D)	BB	1	(D)	(D)	AA	1	(D)
5145	Confectionery -----	9	79 583	6 123	211	5	4 367	610	22	4	75 216
5146	Fish and seafoods -----	9	44 810	2 141	126	8	(D)	(D)	CC	1	(D)
5147	Meats and meat products -----	20	277 546	8 892	308	17	204 758	7 421	262	3	72 788
5148	Fresh fruits and vegetables -----	28	138 341	13 807	667	26	(D)	(D)	FF	2	(D)
5149	Groceries and related products, n.e.c. -----	54	(D)	(D)	FF	35	(D)	(D)	EE	19	151 606
515	Farm-product raw materials -----	27	5 874 255	12 146	303	24	5 842 525	11 356	270	3	31 730
5153	Grain and field beans -----	23	5 847 551	11 747	270	21	(D)	(D)	EE	2	(D)
5154	Livestock -----	1	(D)	(D)	BB	—	—	—	—	1	(D)
5159	Farm-product raw materials, n.e.c. -----	3	(D)	(D)	AA	3	(D)	(D)	AA	—	—
516	Chemicals and allied products -----	64	253 711	19 682	627	45	149 398	13 612	452	19	104 313
5162	Plastics materials and basic forms and shapes ---	15	55 758	2 403	99	10	(D)	(D)	BB	5	(D)
5169	Chemicals and allied products, n.e.c. -----	49	197 953	17 279	528	35	(D)	(D)	EE	14	(D)
517	Petroleum and petroleum products -----	40	1 626 929	21 124	617	28	257 970	8 084	286	12	1 368 959
5171	Petroleum bulk stations and terminals -----	25	(D)	(D)	EE	18	(D)	(D)	CC	7	(D)
5172	Petroleum and petroleum products wholesalers, except bulk stations and terminals -----	15	(D)	(D)	CC	10	(D)	(D)	BB	5	(D)
518	Beer, wine, and distilled alcoholic beverages -----	21	177 784	18 131	592	16	(D)	(D)	EE	5	(D)
5181	Beer and ale -----	6	137 332	14 890	463	5	(D)	(D)	EE	1	(D)
5182	Wine and distilled alcoholic beverages -----	15	40 452	3 241	129	11	(D)	(D)	CC	4	(D)
519	Miscellaneous nondurable goods -----	119	(D)	(D)	GG	102	(D)	(D)	GG	17	(D)
5191	Farm supplies -----	20	58 601	3 241	136	17	53 639	2 998	122	3	4 962
5192	Books, periodicals, and newspapers -----	21	82 237	7 486	307	17	67 533	7 033	293	4	14 704
5193	Flowers, nursery stock, and florists' supplies -----	17	25 891	3 658	249	15	(D)	(D)	CC	2	(D)
5194	Tobacco and tobacco products -----	3	(D)	(D)	BB	3	(D)	(D)	BB	—	—
5198	Paints, varnishes, and supplies -----	17	43 051	3 225	109	10	16 558	1 928	63	7	26 493
5199	Nondurable goods, n.e.c. -----	41	756 316	10 335	385	40	(D)	(D)	EE	1	(D)
WASHINGTON COUNTY											
	Wholesale trade -----	895	8 741 147	331 258	9 730	663	4 607 774	248 020	7 598	232	4 133 373
50	Durable goods -----	678	5 820 409	230 451	6 904	500	2 270 612	163 596	5 230	178	3 549 797
501	Motor vehicles and motor vehicle parts and supplies -----	51	1 932 408	13 539	465	43	58 927	5 974	290	8	1 873 481
5012	Automobiles and other motor vehicles -----	12	(D)	(D)	BB	9	16 978	274	11	3	(D)
5013	Motor vehicle supplies and new parts -----	26	210 334	9 408	346	21	(D)	(D)	CC	5	(D)
5014	Tires and tubes -----	3	(D)	(D)	BB	3	(D)	(D)	BB	—	—
5015	Motor vehicle parts, used -----	10	(D)	(D)	BB	10	(D)	(D)	BB	—	—
502	Furniture and homefurnishings -----	29	(D)	(D)	CC	18	27 510	2 499	106	11	(D)
5021	Furniture -----	11	14 300	1 555	70	7	(D)	(D)	BB	4	(D)
5023	Homefurnishings-----	18	(D)	(D)	BB	11	(D)	(D)	BB	7	(D)
503	Lumber and other construction materials -----	83	1 693 321	53 177	1 308	70	1 131 687	42 050	981	13	561 634
5031	Lumber, plywood, millwork, and wood panels -----	64	1 618 218	46 030	1 081	55	1 066 205	36 501	803	9	552 013
5032	Brick, stone, and related construction materials ---	4	5 353	1 367	43	2	(D)	(D)	AA	2	(D)
5033	Roofing, siding, and insulation materials -----	5	21 380	1 803	49	4	(D)	(D)	BB	1	(D)
5039	Construction materials, n.e.c. -----	10	48 370	3 977	135	9	(D)	(D)	CC	1	(D)

Table 6. Summary Statistics for Counties With 200 Establishments or More: 1992 — Con.

[For meaning of abbreviations and symbols, see introductory text. For explanation of terms and comparability of 1987 and 1992 censuses, see appendix A. For information on geographic areas followed by ▲, see appendix F]

SIC code	Geographic area and kind of business	Estab-lish-ments (number)	Sales (\$1,000)	Annual payroll (\$1,000)	Paid employees for pay period including March 12 (number)	Merchant wholesalers			Other operating types	
						Estab-lish-ments (number)	Sales (\$1,000)	Annual payroll (\$1,000)	Paid employees for pay period including March 12 (number)	Estab-lish-ments (number)
WASHINGTON COUNTY — Con.										
50	Durable goods — Con.									
504	Professional and commercial equipment and supplies	136	702 361	57 097	1 749	107	319 218	33 404	1 140	29 383 143
5043	Photographic equipment and supplies	5	3 545	459	23	4	(D)	(D)	BB	1 (D)
5044	Office equipment	18	55 014	13 095	389	15	(D)	(D)	EE	3 (D)
5045	Computers and computer peripheral equipment and software	71	484 624	30 145	969	57	143 187	12 073	497	14 341 437
5046	Commercial equipment, n.e.c.	9	(D)	(D)	BB	7	(D)	(D)	BB	2 (D)
5047	Medical, dental, and hospital equipment and supplies	20	133 409	9 616	233	14	114 785	7 339	204	6 18 624
5048	Ophthalmic goods	5	(D)	(D)	BB	4	1 398	203	6	1 (D)
5049	Professional equipment and supplies, n.e.c.	8	(D)	(D)	BB	6	9 022	1 329	49	2 (D)
505	Metals and minerals, except petroleum	14	(D)	(D)	BB	11	(D)	(D)	BB	3 (D)
5051	Metals service centers and offices	14	(D)	(D)	BB	11	(D)	(D)	BB	3 (D)
5052	Coal and other minerals and ores	—	—	—	—	—	—	—	—	—
506	Electrical goods	154	780 046	43 076	1 235	87	255 917	26 517	884	67 524 129
5063	Electrical apparatus and equipment, wiring supplies, and construction materials	51	169 685	11 924	430	34	72 203	8 487	341	17 97 482
5064	Electrical appliances, television and radio sets	5	41 990	1 969	28	1	(D)	(D)	AA	4 (D)
5065	Electronic parts and equipment, n.e.c.	98	568 371	29 183	777	52	(D)	(D)	FF	46 (D)
507	Hardware, and plumbing and heating equipment and supplies	42	163 551	17 108	577	34	142 020	15 981	532	8 21 531
5072	Hardware	20	64 185	6 749	240	15	50 492	6 246	207	5 13 693
5074	Plumbing and heating equipment and supplies (hydronics)	17	80 842	8 305	290	15	(D)	(D)	EE	2 (D)
5075	Warm air heating and air-conditioning equipment and supplies	5	18 524	2 054	47	4	(D)	(D)	BB	1 (D)
5078	Refrigeration equipment and supplies	—	—	—	—	—	—	—	—	—
508	Machinery, equipment, and supplies	124	325 424	31 854	1 013	96	218 951	26 944	906	28 106 473
5082	Construction and mining (except petroleum) machinery and equipment	4	(D)	(D)	AA	4	(D)	(D)	AA	— (D)
5083	Farm and garden machinery and equipment	17	70 998	5 970	189	16	(D)	(D)	CC	1 (D)
5084	Industrial machinery and equipment	58	187 124	19 248	583	44	111 264	15 754	521	14 75 860
5085	Industrial supplies	26	47 217	3 699	111	14	(D)	(D)	BB	12 (D)
5087	Service establishment equipment and supplies	14	11 712	1 806	92	14	11 712	1 806	92	—
5088	Transportation equipment and supplies, except motor vehicles	5	(D)	(D)	AA	4	2 124	467	16	1 (D)
509	Miscellaneous durable goods	45	(D)	(D)	EE	34	(D)	(D)	EE	11 (D)
5091	Sporting and recreational goods and supplies	13	(D)	(D)	CC	8	(D)	(D)	BB	5 (D)
5092	Toys and hobby goods and supplies	5	12 963	1 435	61	5	12 963	1 435	61	—
5093	Scrap and waste materials	8	58 921	3 756	130	8	58 921	3 756	130	—
5094	Jewelry, watches, precious stones, and precious metals	2	(D)	(D)	AA	2	(D)	(D)	AA	— (D)
5099	Durable goods, n.e.c.	17	15 952	972	41	11	(D)	(D)	BB	6 (D)
51	Nondurable goods	217	2 920 738	100 807	2 826	163	2 337 162	84 424	2 368	54 583 576
511	Paper and paper products	32	77 046	6 985	285	25	36 820	5 066	240	7 40 226
5111	Printing and writing paper	6	9 957	909	29	5	(D)	(D)	AA	1 (D)
5112	Stationery and office supplies	20	(D)	(D)	CC	18	(D)	(D)	CC	2 (D)
5113	Industrial and personal service paper	6	(D)	(D)	BB	2	(D)	(D)	AA	4 (D)
512	Drugs, drug proprietaries, and druggists' sundries	14	(D)	(D)	CC	12	(D)	(D)	CC	2 (D)
5122	Drugs, drug proprietaries, and druggists' sundries	14	(D)	(D)	CC	12	(D)	(D)	CC	2 (D)
513	Apparel, piece goods, and notions	14	(D)	(D)	FF	12	(D)	(D)	FF	2 (D)
5131	Piece goods, notions, and other dry goods	4	3 732	280	19	3	(D)	(D)	AA	1 (D)
5136	Men's and boys' clothing and furnishings	2	(D)	(D)	AA	1	(D)	(D)	AA	1 (D)
5137	Women's, children's, and infants' clothing and accessories	2	(D)	(D)	AA	2	(D)	(D)	AA	— (D)
5139	Footwear	6	(D)	(D)	FF	6	(D)	(D)	FF	— (D)
514	Groceries and related products	59	805 530	18 048	611	41	496 087	11 340	432	18 309 443
5141	Groceries, general line	7	(D)	(D)	CC	5	(D)	(D)	BB	2 (D)
5142	Packaged frozen foods	5	(D)	(D)	BB	4	(D)	(D)	BB	1 (D)
5143	Dairy products, except dried or canned	6	190 036	5 310	174	5	(D)	(D)	CC	1 (D)
5144	Poultry and poultry products	—	—	—	—	—	—	—	—	—
5145	Confectionery	4	(D)	(D)	BB	4	(D)	(D)	BB	— (D)
5146	Fish and seafoods	2	(D)	(D)	AA	—	—	—	—	2 (D)
5147	Meats and meat products	6	(D)	(D)	AA	6	(D)	(D)	AA	— (D)
5148	Fresh fruits and vegetables	5	(D)	(D)	BB	3	(D)	(D)	BB	2 (D)
5149	Groceries and related products, n.e.c.	24	(D)	(D)	CC	14	(D)	(D)	CC	10 60 394
515	Farm-product raw materials	6	14 870	946	27	3	(D)	(D)	BB	3 (D)
5153	Grain and field beans	3	(D)	(D)	AA	1	(D)	(D)	AA	2 (D)
5154	Livestock	—	—	—	—	—	—	—	—	—
5159	Farm-product raw materials, n.e.c.	3	(D)	(D)	AA	2	(D)	(D)	AA	1 (D)
516	Chemicals and allied products	18	69 461	3 780	90	13	(D)	(D)	BB	5 (D)
5162	Plastics materials and basic forms and shapes	6	22 589	1 629	43	5	(D)	(D)	BB	1 (D)
5169	Chemicals and allied products, n.e.c.	12	46 872	2 151	47	8	(D)	(D)	BB	4 (D)
517	Petroleum and petroleum products	4	(D)	(D)	BB	4	(D)	(D)	BB	— (D)
5171	Petroleum bulk stations and terminals	4	(D)	(D)	BB	4	(D)	(D)	BB	— (D)
5172	Petroleum and petroleum products wholesalers, except bulk stations and terminals	—	—	—	—	—	—	—	—	—
518	Beer, wine, and distilled alcoholic beverages	3	26 540	2 996	94	2	(D)	(D)	BB	1 (D)
5181	Beer and ale	—	—	—	—	—	—	—	—	—
5182	Wine and distilled alcoholic beverages	3	26 540	2 996	94	2	(D)	(D)	BB	1 (D)

Table 6. Summary Statistics for Counties With 200 Establishments or More: 1992 – Con.

[For meaning of abbreviations and symbols, see introductory text. For explanation of terms and comparability of 1987 and 1992 censuses, see appendix A. For information on geographic areas followed by ▲, see appendix F]

SIC code	Geographic area and kind of business	Estab-lish-ments (number)	Sales (\$1,000)	Annual payroll (\$1,000)	Paid employees for pay period including March 12 (number)	Merchant wholesalers			Other operating types		
						Estab-lish-ments (number)	Sales (\$1,000)	Annual payroll (\$1,000)	Paid employees for pay period including March 12 (number)	Estab-lish-ments (number)	Sales (\$1,000)
WASHINGTON COUNTY – Con.											
51	Nondurable goods – Con.										
519	Miscellaneous nondurable goods -----	67	(D)	(D)	FF	51	(D)	(D)	EE	16	(D)
5191	Farm supplies -----	19	85 633	4 092	136	18	(D)	(D)	CC	1	(D)
5192	Books, periodicals, and newspapers -----	14	(D)	(D)	CC	7	(D)	(D)	BB	7	(D)
5193	Flowers, nursery stock, and florists' supplies -----	5	3 042	305	30	5	3 042	305	30	–	–
5194	Tobacco and tobacco products -----	1	(D)	(D)	BB	–	–	–	–	1	(D)
5198	Paints, varnishes, and supplies -----	9	(D)	(D)	AA	4	(D)	(D)	AA	5	(D)
5199	Nondurable goods, n.e.c. -----	19	(D)	(D)	CC	17	(D)	(D)	CC	2	(D)

Table 7. Summary Statistics for Metropolitan Areas: 1992

[For meaning of abbreviations and symbols, see introductory text. For explanation of terms and comparability of 1987 and 1992 censuses, see appendix A. For definitions of CMSA's, MSA's, and PMSA's, see appendix D]

SIC code	Geographic area and kind of business	Estab-lish-ments (number)	Sales (\$1,000)	Annual payroll (\$1,000)	Paid employees for pay period including March 12 (number)	Merchant wholesalers			Other operating types		
						Estab-lish-ments (number)	Sales (\$1,000)	Annual payroll (\$1,000)	Paid employees for pay period including March 12 (number)	Estab-lish-ments (number)	Sales (\$1,000)
EUGENE-SPRINGFIELD, OR MSA											
	Wholesale trade -----	576	2 124 627	146 158	5 883	513	1 616 496	129 875	5 357	63	508 131
50	Durable goods -----	406	1 378 461	108 229	4 116	377	1 254 564	100 126	3 835	29	123 897
501	Motor vehicles and motor vehicle parts and supplies -----	62	114 641	13 990	643	57	86 314	12 838	558	5	28 327
5012	Automobiles and other motor vehicles -----	10	48 440	3 425	164	9	(D)	(D)	CC	1	(D)
5013	Motor vehicle supplies and new parts -----	33	43 645	6 442	293	29	(D)	(D)	EE	4	(D)
5014	Tires and tubes -----	6	17 389	2 830	122	6	17 389	2 830	122	–	–
5015	Motor vehicle parts, used -----	13	5 167	1 293	64	13	5 167	1 293	64	–	–
502	Furniture and home furnishings -----	10	13 190	1 814	130	10	13 190	1 814	130	–	–
5021	Furniture -----	3	4 019	1 066	88	3	4 019	1 066	88	–	–
5023	Home furnishings -----	7	9 171	748	42	7	9 171	748	42	–	–
503	Lumber and other construction materials -----	70	522 613	20 748	565	67	(D)	(D)	FF	3	(D)
5031	Lumber, plywood, millwork, and wood panels -----	49	467 256	15 517	391	48	(D)	(D)	EE	1	(D)
5032	Brick, stone, and related construction materials -----	3	(D)	(D)	AA	1	(D)	(D)	AA	2	(D)
5033	Roofing, siding, and insulation materials -----	11	36 822	2 148	54	11	36 822	2 148	54	–	–
5039	Construction materials, n.e.c. -----	7	(D)	(D)	CC	7	(D)	(D)	CC	–	–
504	Professional and commercial equipment and supplies -----	54	97 692	14 965	527	48	67 226	10 401	437	6	30 466
5043	Photographic equipment and supplies -----	1	(D)	(D)	AA	1	(D)	(D)	AA	–	–
5044	Office equipment -----	14	21 135	5 493	184	13	(D)	(D)	CC	1	(D)
5045	Computers and computer peripheral equipment and software -----	19	45 316	5 666	184	16	(D)	(D)	CC	3	(D)
5046	Commercial equipment, n.e.c. -----	6	11 806	1 261	32	6	11 806	1 261	32	–	–
5047	Medical, dental, and hospital equipment and supplies -----	10	9 780	1 581	81	9	(D)	(D)	BB	1	(D)
5048	Ophthalmic goods -----	1	(D)	(D)	AA	1	(D)	(D)	AA	–	–
5049	Professional equipment and supplies, n.e.c. -----	3	(D)	(D)	BB	2	(D)	(D)	BB	1	(D)
505	Metals and minerals, except petroleum -----	5	72 868	8 088	256	5	72 868	8 088	256	–	–
5051	Metals service centers and offices -----	5	72 868	8 088	256	5	72 868	8 088	256	–	–
5052	Coal and other minerals and ores -----	–	–	–	–	–	–	–	–	–	–
506	Electrical goods -----	32	58 176	5 637	216	26	47 211	5 249	207	6	10 965
5063	Electrical apparatus and equipment, wiring supplies, and construction materials -----	24	55 334	5 113	186	18	44 369	4 725	177	6	10 965
5064	Electrical appliances, television and radio sets -----	1	(D)	(D)	AA	1	(D)	(D)	AA	–	–
5065	Electronic parts and equipment, n.e.c. -----	7	(D)	(D)	BB	7	(D)	(D)	BB	–	–
507	Hardware, and plumbing and heating equipment and supplies -----	22	125 998	7 085	332	20	(D)	(D)	EE	2	(D)
5072	Hardware -----	7	91 724	3 986	193	7	91 724	3 986	193	–	–
5074	Plumbing and heating equipment and supplies (hydronics) -----	10	27 262	2 602	125	10	27 262	2 602	125	–	–
5075	Warm air heating and air-conditioning equipment and supplies -----	3	(D)	(D)	AA	1	(D)	(D)	AA	2	(D)
5078	Refrigeration equipment and supplies -----	2	(D)	(D)	AA	2	(D)	(D)	AA	–	–
508	Machinery, equipment, and supplies -----	104	224 480	27 000	970	98	(D)	(D)	FF	6	(D)
5082	Construction and mining (except petroleum) machinery and equipment -----	17	92 145	9 017	294	15	(D)	(D)	EE	2	(D)
5083	Farm and garden machinery and equipment -----	10	23 867	2 312	91	9	(D)	(D)	BB	1	(D)
5084	Industrial machinery and equipment -----	28	42 779	5 189	194	27	(D)	(D)	CC	1	(D)
5085	Industrial supplies -----	32	49 126	7 493	259	30	(D)	(D)	CC	2	(D)
5087	Service establishment equipment and supplies -----	13	11 198	2 273	109	13	11 198	2 273	109	–	–
5088	Transportation equipment and supplies, except motor vehicles -----	4	5 365	716	23	4	5 365	716	23	–	–

Table 7. Summary Statistics for Metropolitan Areas: 1992 — Con.

[For meaning of abbreviations and symbols, see introductory text. For explanation of terms and comparability of 1987 and 1992 censuses, see appendix A. For definitions of CMSA's, MSA's, and PMSA's, see appendix D]

SIC code	Geographic area and kind of business	Estab-lish-ments (number)	Sales (\$1,000)	Annual payroll (\$1,000)	Paid employees for pay period including March 12 (number)	Merchant wholesalers			Other operating types		
						Estab-lish-ments (number)	Sales (\$1,000)	Annual payroll (\$1,000)	Paid employees for pay period including March 12 (number)	Estab-lish-ments (number)	Sales (\$1,000)
EUGENE-SPRINGFIELD, OR MSA— Con.											
50	Durable goods — Con.										
509	Miscellaneous durable goods -----	47	148 803	8 902	477	46	(D)	(D)	EE	1	(D)
5091	Sporting and recreational goods and supplies ----	7	11 697	881	47	6	(D)	(D)	BB	1	(D)
5092	Toys and hobby goods and supplies -----	2	(D)	(D)	BB	2	(D)	(D)	BB	—	—
5093	Scrap and waste materials -----	11	10 268	2 073	110	11	10 268	2 073	110	—	—
5094	Jewelry, watches, precious stones, and precious metals-----	2	(D)	(D)	AA	2	(D)	(D)	AA	—	—
5099	Durable goods, n.e.c. -----	25	(D)	(D)	CC	25	(D)	(D)	CC	—	—
51	Nondurable goods -----	170	746 166	37 929	1 767	136	361 932	29 749	1 522	34	384 234
511	Paper and paper products -----	21	17 798	2 308	124	14	(D)	(D)	CC	7	(D)
5111	Printing and writing paper -----	3	(D)	(D)	AA	3	(D)	(D)	AA	—	—
5112	Stationery and office supplies -----	16	11 622	1 752	98	11	(D)	(D)	BB	5	(D)
5113	Industrial and personal service paper -----	2	(D)	(D)	AA	—	—	—	(D)	2	(D)
512	Drugs, drug proprietaries, and druggists' sundries ---	3	1 091	441	16	3	1 091	441	16	—	—
5122	Drugs, drug proprietaries, and druggists' sundries -	3	1 091	441	16	3	1 091	441	16	—	—
513	Apparel, piece goods, and notions -----	11	(D)	(D)	BB	11	(D)	(D)	BB	—	—
5131	Piece goods, notions, and other dry goods -----	6	(D)	(D)	BB	6	(D)	(D)	BB	—	—
5136	Men's and boys' clothing and furnishings -----	2	(D)	(D)	AA	2	(D)	(D)	AA	—	—
5137	Women's, children's, and infants' clothing and accessories -----	2	(D)	(D)	AA	2	(D)	(D)	AA	—	—
5139	Footwear -----	1	(D)	(D)	AA	1	(D)	(D)	AA	—	—
514	Groceries and related products -----	41	110 003	10 168	418	30	77 422	6 891	322	11	32 581
5141	Groceries, general line -----	4	(D)	(D)	BB	3	(D)	(D)	BB	1	(D)
5142	Packaged frozen foods -----	3	(D)	(D)	AA	3	(D)	(D)	AA	—	—
5143	Dairy products, except dried or canned -----	5	5 805	832	20	4	(D)	(D)	AA	1	(D)
5144	Poultry and poultry products -----	—	—	—	—	—	—	—	—	—	—
5145	Confectionery -----	6	2 654	435	18	5	(D)	(D)	AA	1	(D)
5146	Fish and seafoods -----	—	—	—	—	—	—	—	—	—	—
5147	Meats and meat products -----	3	21 820	2 485	89	3	21 820	2 485	89	—	—
5148	Fresh fruits and vegetables -----	8	14 650	1 474	80	7	(D)	(D)	BB	1	(D)
5149	Groceries and related products, n.e.c. -----	12	29 563	2 771	104	5	1 958	240	34	7	27 605
515	Farm-product raw materials -----	3	(D)	(D)	BB	2	(D)	(D)	AA	1	(D)
5153	Grain and field beans -----	2	(D)	(D)	AA	2	(D)	(D)	AA	—	—
5154	Livestock -----	1	(D)	(D)	BB	—	—	—	(D)	1	(D)
5159	Farm-product raw materials, n.e.c. -----	—	—	—	—	—	—	—	—	—	—
516	Chemicals and allied products -----	12	27 302	1 726	56	10	(D)	(D)	BB	2	(D)
5162	Plastics materials and basic forms and shapes ---	2	(D)	(D)	AA	2	(D)	(D)	AA	—	—
5169	Chemicals and allied products, n.e.c. -----	10	(D)	(D)	BB	8	(D)	(D)	BB	2	(D)
517	Petroleum and petroleum products -----	22	386 721	5 344	321	15	122 119	4 518	296	7	264 602
5171	Petroleum bulk stations and terminals -----	18	383 514	5 060	307	12	(D)	(D)	EE	6	(D)
5172	Petroleum and petroleum products wholesalers, except bulk stations and terminals -----	4	3 207	284	14	3	(D)	(D)	AA	1	(D)
518	Beer, wine, and distilled alcoholic beverages -----	9	35 223	4 119	138	8	(D)	(D)	CC	1	(D)
5181	Beer and ale -----	5	28 710	3 298	112	5	28 710	3 298	112	—	—
5182	Wine and distilled alcoholic beverages -----	4	6 513	821	26	3	(D)	(D)	BB	1	(D)
519	Miscellaneous nondurable goods -----	48	(D)	(D)	FF	43	(D)	(D)	FF	5	30 889
5191	Farm supplies -----	11	20 300	1 581	64	11	20 300	1 581	64	—	—
5192	Books, periodicals, and newspapers -----	7	51 837	5 049	194	6	(D)	(D)	CC	1	(D)
5193	Flowers, nursery stock, and florists' supplies ----	11	11 885	1 150	79	10	(D)	(D)	BB	1	(D)
5194	Tobacco and tobacco products -----	1	(D)	(D)	AA	1	(D)	(D)	AA	—	—
5198	Paints, varnishes, and supplies -----	2	(D)	(D)	BB	2	(D)	(D)	BB	—	—
5199	Nondurable goods, n.e.c. -----	16	19 144	2 657	182	13	(D)	(D)	CC	3	(D)
MEDFORD-ASHLAND, OR MSA											
	Wholesale trade -----	291	657 883	61 719	2 544	263	579 529	57 969	2 391	28	78 354
50	Durable goods -----	194	347 613	36 394	1 491	182	332 750	35 465	1 453	12	14 863
501	Motor vehicles and motor vehicle parts and supplies -----	29	47 730	6 792	300	26	45 720	6 559	287	3	2 010
502	Furniture and homefurnishings -----	5	(D)	(D)	AA	5	(D)	(D)	AA	—	—
503	Lumber and other construction materials -----	30	116 833	5 781	227	26	109 442	5 614	218	4	7 391
504	Professional and commercial equipment and supplies -----	35	33 319	4 806	213	33	(D)	(D)	CC	2	(D)
505	Metals and minerals, except petroleum -----	4	19 386	1 331	50	4	19 386	1 331	50	—	—
506	Electrical goods -----	13	22 896	2 808	97	12	(D)	(D)	BB	1	(D)
507	Hardware, and plumbing and heating equipment and supplies -----	14	24 105	3 171	129	14	24 105	3 171	129	—	—
508	Machinery, equipment, and supplies -----	45	66 740	8 824	349	43	(D)	(D)	EE	2	(D)
509	Miscellaneous durable goods -----	19	(D)	(D)	CC	19	(D)	(D)	CC	—	—
51	Nondurable goods -----	97	310 270	25 325	1 053	81	246 779	22 504	938	16	63 491
511	Paper and paper products -----	15	21 681	2 236	109	14	(D)	(D)	CC	1	(D)
512	Drugs, drug proprietaries, and druggists' sundries ---	3	5 588	918	28	3	5 588	918	28	—	—
513	Apparel, piece goods, and notions -----	2	(D)	(D)	BB	2	(D)	(D)	BB	—	—
514	Groceries and related products -----	27	85 900	8 042	368	19	43 760	5 863	289	8	42 140
515	Farm-product raw materials -----	2	(D)	(D)	AA	1	(D)	(D)	AA	1	(D)
516	Chemicals and allied products -----	10	12 825	1 668	104	7	8 179	1 447	95	3	4 646

OR-30 OREGON

WHOLESALE TRADE—GEOGRAPHIC AREA SERIES

Table 7. Summary Statistics for Metropolitan Areas: 1992 — Con.

[For meaning of abbreviations and symbols, see introductory text. For explanation of terms and comparability of 1987 and 1992 censuses, see appendix A. For definitions of CMSA's, MSA's, and PMSA's, see appendix D]

SIC code	Geographic area and kind of business	Estab-lish-ments (number)	Sales (\$1,000)	Annual payroll (\$1,000)	Paid employees for pay period including March 12 (number)	Merchant wholesalers			Other operating types		
						Estab-lish-ments (number)	Sales (\$1,000)	Annual payroll (\$1,000)	Paid employees for pay period including March 12 (number)	Estab-lish-ments (number)	Sales (\$1,000)
MEDFORD—ASHLAND, OR MSA—Con.											
51	Nondurable goods — Con.										
517	Petroleum and petroleum products	11	70 448	2 697	115	10	(D)	(D)	CC	1	(D)
518	Beer, wine, and distilled alcoholic beverages	5	29 437	3 211	115	5	29 437	3 211	115	1	(D)
519	Miscellaneous nondurable goods	22	(D)	(D)	CC	20	66 317	5 810	(D)	2	(D)
PORTLAND—SALEM, OR—WA CMSA											
	Wholesale trade	4 615	38 114 785	1 657 644	54 889	3 723	26 218 021	1 303 137	45 247	892	11 896 764
50	Durable goods	3 231	17 871 523	1 090 114	34 922	2 638	11 515 647	873 242	29 296	593	6 355 876
501	Motor vehicles and motor vehicle parts and supplies	435	4 179 187	141 729	5 345	387	(D)	(D)	HH	48	(D)
5012	Automobiles and other motor vehicles	76	(D)	(D)	GG	64	(D)	(D)	GG	12	(D)
5013	Motor vehicle supplies and new parts	227	776 411	73 164	3 027	195	(D)	(D)	HH	32	(D)
5014	Tires and tubes	43	(D)	(D)	EE	39	(D)	(D)	EE	4	(D)
5015	Motor vehicle parts, used	89	(D)	(D)	EE	89	(D)	(D)	EE	—	(D)
502	Furniture and home furnishings	157	395 320	34 728	1 283	129	253 291	31 342	1 182	28	142 029
5021	Furniture	62	171 629	13 893	533	50	103 072	12 596	489	12	68 557
5023	Home furnishings	95	223 691	20 835	750	79	150 219	18 746	693	16	73 472
503	Lumber and other construction materials	353	4 409 391	157 590	4 201	298	(D)	(D)	HH	55	(D)
5031	Lumber, plywood, millwork, and wood panels	226	4 082 076	125 154	2 957	195	(D)	(D)	GG	31	(D)
5032	Brick, stone, and related construction materials	37	69 926	8 241	280	28	41 992	5 330	186	9	27 934
5033	Roofing, siding, and insulation materials	41	(D)	(D)	EE	33	99 504	9 758	(D)	8	(D)
5039	Construction materials, n.e.c.	49	(D)	(D)	FF	42	(D)	(D)	EE	7	15 070
504	Professional and commercial equipment and supplies	471	1 667 045	191 641	5 512	394	911 666	117 822	3 963	77	755 379
5043	Photographic equipment and supplies	12	27 784	3 140	123	10	(D)	(D)	CC	2	(D)
5044	Office equipment	66	168 330	38 648	1 155	54	(D)	(D)	FF	12	(D)
5045	Computers and computer peripheral equipment and software	180	933 431	89 374	2 288	152	(D)	(D)	GG	28	(D)
5046	Commercial equipment, n.e.c.	65	(D)	(D)	FF	56	(D)	(D)	FF	9	20 705
5047	Medical, dental, and hospital equipment and supplies	87	314 857	30 545	788	70	261 308	25 338	706	17	53 549
5048	Ophthalmic goods	25	28 385	4 871	225	21	(D)	(D)	CC	4	(D)
5049	Professional equipment and supplies, n.e.c.	36	(D)	(D)	EE	31	(D)	(D)	CC	5	19 367
505	Metals and minerals, except petroleum	104	(D)	(D)	GG	85	(D)	(D)	GG	19	(D)
5051	Metals service centers and offices	101	(D)	(D)	GG	82	(D)	(D)	GG	19	(D)
5052	Coal and other minerals and ores	3	24 484	604	7	3	24 484	604	7	—	(D)
506	Electrical goods	413	2 318 050	138 312	4 113	279	(D)	(D)	HH	134	(D)
5063	Electrical apparatus and equipment, wiring supplies, and construction materials	202	862 699	59 199	1 940	140	443 625	44 209	1 546	62	419 074
5064	Electrical appliances, television and radio sets	32	(D)	(D)	FF	25	(D)	(D)	EE	7	87 027
5065	Electronic parts and equipment, n.e.c.	179	(D)	(D)	GG	114	(D)	(D)	GG	65	(D)
507	Hardware, and plumbing and heating equipment and supplies	241	992 470	84 690	2 768	186	(D)	(D)	GG	55	(D)
5072	Hardware	103	412 084	32 256	1 120	80	322 249	27 833	996	23	89 835
5074	Plumbing and heating equipment and supplies (hydronics)	87	342 158	34 815	1 148	66	235 585	30 485	1 014	21	106 573
5075	Warm air heating and air-conditioning equipment and supplies	39	(D)	(D)	EE	29	165 004	9 819	(D)	10	(D)
5078	Refrigeration equipment and supplies	12	(D)	(D)	BB	11	(D)	(D)	BB	1	(D)
508	Machinery, equipment, and supplies	733	1 873 808	221 418	7 337	608	1 429 904	192 754	6 499	125	443 904
5082	Construction and mining (except petroleum) machinery and equipment	62	259 852	28 614	935	58	232 996	25 612	828	4	26 856
5083	Farm and garden machinery and equipment	63	192 833	19 861	704	58	(D)	(D)	FF	5	(D)
5084	Industrial machinery and equipment	307	680 282	88 746	2 750	242	(D)	(D)	GG	65	(D)
5085	Industrial supplies	187	516 465	55 578	1 862	146	(D)	(D)	GG	41	(D)
5087	Service establishment equipment and supplies	75	(D)	(D)	FF	69	81 448	16 179	(D)	6	(D)
5088	Transportation equipment and supplies, except motor vehicles	39	(D)	(D)	EE	35	(D)	(D)	EE	4	8 465
509	Miscellaneous durable goods	324	(D)	(D)	HH	272	(D)	(D)	HH	52	(D)
5091	Sporting and recreational goods and supplies	85	280 135	17 720	737	57	(D)	(D)	FF	28	(D)
5092	Toys and hobby goods and supplies	26	77 934	6 641	222	24	(D)	(D)	CC	2	(D)
5093	Scrap and waste materials	84	253 829	24 717	1 017	83	(D)	(D)	GG	1	(D)
5094	Jewelry, watches, precious stones, and precious metals	23	(D)	(D)	CC	22	(D)	(D)	CC	1	(D)
5099	Durable goods, n.e.c.	106	(D)	(D)	FF	86	(D)	(D)	FF	20	(D)
51	Nondurable goods	1 384	20 243 262	567 530	19 967	1 085	14 702 374	429 895	15 951	299	5 540 888
511	Paper and paper products	178	940 279	60 806	2 211	136	(D)	(D)	GG	42	(D)
5111	Printing and writing paper	31	(D)	(D)	FF	20	(D)	(D)	EE	11	(D)
5112	Stationery and office supplies	99	(D)	(D)	GG	83	202 126	27 907	(D)	16	(D)
5113	Industrial and personal service paper	48	(D)	(D)	EE	33	(D)	(D)	CC	15	(D)
512	Drugs, drug proprietaries, and druggists' sundries	63	(D)	(D)	FF	49	610 860	13 278	(D)	14	(D)
5122	Drugs, drug proprietaries, and druggists' sundries	63	(D)	(D)	FF	49	610 860	13 278	(D)	14	(D)
513	Apparel, piece goods, and notions	84	(D)	(D)	GG	63	(D)	(D)	GG	21	(D)
5131	Piece goods, notions, and other dry goods	29	(D)	(D)	EE	25	(D)	(D)	EE	4	11 797
5136	Men's and boys' clothing and furnishings	27	(D)	(D)	CC	18	(D)	(D)	CC	9	(D)
5137	Women's, children's, and infants' clothing and accessories	17	(D)	(D)	EE	11	(D)	(D)	EE	6	(D)
5139	Footwear	11	(D)	(D)	FF	9	(D)	(D)	FF	2	(D)

Table 7. Summary Statistics for Metropolitan Areas: 1992 — Con.

[For meaning of abbreviations and symbols, see introductory text. For explanation of terms and comparability of 1987 and 1992 censuses, see appendix A. For definitions of CMSA's, MSA's, and PMSA's, see appendix D]

SIC code	Geographic area and kind of business	Estab-lish-ments (number)	Sales (\$1,000)	Annual payroll (\$1,000)	Paid employees for pay period including March 12 (number)	Merchant wholesalers				Other operating types	
						Estab-lish-ments (number)	Sales (\$1,000)	Annual payroll (\$1,000)	Paid employees for pay period including March 12 (number)	Estab-lish-ments (number)	Sales (\$1,000)
PORTLAND-SALEM, OR-WA CMSA—Con.											
51	Nondurable goods — Con.										
514	Groceries and related products -----	384	5 625 753	213 637	7 832	284	3 391 822	147 763	5 788	100	2 233 931
5141	Groceries, general line -----	47	(D)	(D)	GG	38	(D)	(D)	GG	9	456 852
5142	Packaged frozen foods -----	37	(D)	(D)	FF	26	239 960	11 190	(D)	11	(D)
5143	Dairy products, except dried or canned -----	22	(D)	(D)	EE	18	(D)	(D)	CC	4	167 798
5144	Poultry and poultry products -----	5	91 675	4 783	168	3	(D)	(D)	CC	2	(D)
5145	Confectionery -----	21	120 165	8 217	293	13	(D)	(D)	BB	8	(D)
5146	Fish and seafoods -----	19	(D)	(D)	EE	15	(D)	(D)	EE	4	21 438
5147	Meats and meat products -----	45	427 095	13 815	493	39	332 644	12 047	437	6	94 451
5148	Fresh fruits and vegetables -----	54	264 023	21 126	961	48	246 800	20 759	947	6	17 223
5149	Groceries and related products, n.e.c. -----	134	1 273 603	67 287	2 361	84	(D)	(D)	GG	50	(D)
515	Farm-product raw materials -----	51	(D)	(D)	EE	42	(D)	(D)	EE	9	(D)
5153	Grain and field beans -----	33	(D)	(D)	EE	28	(D)	(D)	EE	5	(D)
5154	Livestock -----	3	(D)	(D)	BB	1	(D)	(D)	AA	2	(D)
5159	Farm-product raw materials, n.e.c. -----	15	(D)	(D)	BB	13	25 093	1 656	(D)	2	(D)
516	Chemicals and allied products -----	108	550 305	31 653	939	75	193 092	18 840	637	33	357 213
5162	Plastics materials and basic forms and shapes -----	32	(D)	(D)	CC	22	47 813	4 092	(D)	10	(D)
5169	Chemicals and allied products, n.e.c. -----	76	(D)	(D)	FF	53	145 279	14 748	(D)	23	(D)
517	Petroleum and petroleum products -----	98	1 997 724	33 956	1 186	77	(D)	(D)	FF	21	(D)
5171	Petroleum bulk stations and terminals -----	74	(D)	(D)	FF	62	450 162	18 133	(D)	12	(D)
5172	Petroleum and petroleum products wholesalers, except bulk stations and terminals -----	24	(D)	(D)	CC	15	(D)	(D)	CC	9	(D)
518	Beer, wine, and distilled alcoholic beverages -----	42	314 917	33 010	1 106	36	277 523	29 646	1 003	6	37 394
5181	Beer and ale -----	19	(D)	(D)	FF	18	(D)	(D)	FF	1	(D)
5182	Wine and distilled alcoholic beverages -----	23	(D)	(D)	EE	18	(D)	(D)	EE	5	(D)
519	Miscellaneous nondurable goods -----	376	(D)	(D)	HH	323	(D)	(D)	HH	53	(D)
5191	Farm supplies -----	129	437 293	23 598	1 028	119	(D)	(D)	FF	10	(D)
5192	Books, periodicals, and newspapers -----	54	175 182	17 528	726	39	97 431	14 116	573	15	77 751
5193	Flowers, nursery stock, and florists' supplies -----	46	53 463	7 579	462	42	51 588	7 322	437	4	1 875
5194	Tobacco and tobacco products -----	6	262 034	5 936	229	5	(D)	(D)	CC	1	(D)
5198	Paints, varnishes, and supplies -----	36	(D)	(D)	CC	21	(D)	(D)	CC	15	48 387
5199	Nondurable goods, n.e.c. -----	105	(D)	(D)	FF	97	(D)	(D)	FF	8	(D)
Portland-Vancouver, OR-WA PMSA											
	Wholesale trade -----	4 184	36 727 668	1 547 118	50 465	3 331	24 998 987	1 204 377	41 166	853	11 728 681
50	Durable goods -----	2 971	17 380 711	1 036 388	32 814	2 398	11 087 504	825 738	27 330	573	6 293 207
501	Motor vehicles and motor vehicle parts and supplies -----	384	4 115 592	133 531	4 938	337	1 828 532	107 097	4 105	47	2 287 060
5012	Automobiles and other motor vehicles -----	70	3 207 508	47 051	1 417	59	1 281 889	34 612	994	11	1 925 619
5013	Motor vehicle supplies and new parts -----	206	747 982	68 480	2 795	174	(D)	(D)	GG	32	(D)
5014	Tires and tubes -----	35	(D)	(D)	EE	31	(D)	(D)	EE	4	(D)
5015	Motor vehicle parts, used -----	73	(D)	(D)	EE	73	(D)	(D)	EE	-	-
502	Furniture and homefurnishings -----	141	369 323	32 296	1 182	114	236 394	29 060	1 083	27	132 929
5021	Furniture -----	57	159 491	13 294	505	46	100 034	12 147	463	11	59 457
5023	Homefurnishings -----	84	209 832	19 002	677	68	136 360	16 913	620	16	73 472
503	Lumber and other construction materials -----	328	4 346 767	154 013	4 067	275	3 162 344	128 362	3 307	53	1 184 423
5031	Lumber, plywood, millwork, and wood panels -----	210	4 030 494	122 899	2 866	181	2 926 993	101 746	2 259	29	1 103 501
5032	Brick, stone, and related construction materials -----	33	66 159	7 532	262	24	38 225	4 621	168	9	27 934
5033	Roofing, siding, and insulation materials -----	38	130 955	9 917	415	30	93 037	9 239	397	8	37 918
5039	Construction materials, n.e.c. -----	47	119 159	13 665	524	40	104 089	12 756	483	7	15 070
504	Professional and commercial equipment and supplies -----	435	1 602 558	180 572	5 154	362	867 621	110 902	3 680	73	734 937
5043	Photographic equipment and supplies -----	12	27 784	3 140	123	10	(D)	(D)	CC	2	(D)
5044	Office equipment -----	58	155 730	35 934	1 073	47	82 949	22 615	781	11	72 781
5045	Computers and computer peripheral equipment and software -----	166	891 269	82 503	2 076	140	336 139	35 145	1 159	26	555 130
5046	Commercial equipment, n.e.c. -----	61	123 847	16 418	597	52	103 142	15 160	556	9	20 705
5047	Medical, dental, and hospital equipment and supplies -----	81	311 852	29 993	755	64	258 303	24 786	673	17	53 549
5048	Ophthalmic goods -----	23	26 865	4 805	224	20	21 498	4 095	190	3	5 367
5049	Professional equipment and supplies, n.e.c. -----	34	65 211	7 779	306	29	(D)	(D)	CC	5	(D)
505	Metals and minerals, except petroleum -----	98	584 991	44 709	1 449	80	463 053	38 666	1 263	18	121 938
5051	Metals service centers and offices -----	95	560 507	44 105	1 442	77	438 569	38 062	1 256	18	121 938
5052	Coal and other minerals and ores -----	3	24 484	604	7	3	24 484	604	7	-	-
506	Electrical goods -----	395	2 291 579	135 415	3 991	262	1 338 308	101 994	3 201	133	953 271
5063	Electrical apparatus and equipment, wiring supplies, and construction materials -----	192	841 234	57 279	1 867	130	(D)	(D)	GG	62	(D)
5064	Electrical appliances, television and radio sets -----	31	650 139	19 264	533	24	563 112	16 329	485	7	87 027
5065	Electronic parts and equipment, n.e.c. -----	172	800 206	58 872	1 591	108	(D)	(D)	GG	64	(D)
507	Hardware, and plumbing and heating equipment and supplies -----	221	919 344	79 408	2 558	168	677 066	66 355	2 211	53	242 278
5072	Hardware -----	93	364 457	29 161	978	71	276 960	24 891	861	22	87 497
5074	Plumbing and heating equipment and supplies (hydronics) -----	80	321 636	33 030	1 092	59	215 063	28 700	958	21	106 573
5075	Warm air heating and air-conditioning equipment and supplies -----	37	210 518	14 139	410	28	(D)	(D)	EE	9	(D)
5078	Refrigeration equipment and supplies -----	11	22 733	3 078	78	10	(D)	(D)	BB	1	(D)

OR-32 OREGON

WHOLESALE TRADE—GEOGRAPHIC AREA SERIES

Table 7. Summary Statistics for Metropolitan Areas: 1992 — Con.

[For meaning of abbreviations and symbols, see introductory text. For explanation of terms and comparability of 1987 and 1992 censuses, see appendix A. For definitions of CMSA's, MSA's, and PMSA's, see appendix D]

SIC code	Geographic area and kind of business	Estab-lish-ments (number)	Sales (\$1,000)	Annual payroll (\$1,000)	Paid employees for pay period including March 12 (number)	Merchant wholesalers			Other operating types		
						Estab-lish-ments (number)	Sales (\$1,000)	Annual payroll (\$1,000)	Paid employees for pay period including March 12 (number)	Estab-lish-ments (number)	Sales (\$1,000)
PORTLAND-SALEM, OR-WA CMSA—Con.											
Portland-Vancouver, OR-WA PMSA —Con.											
50	Durable goods —Con.										
508	Machinery, equipment, and supplies -----	674	1 748 941	205 946	6 792	554	1 326 135	178 259	5 974	120	422 806
5082	Construction and mining (except petroleum) machinery and equipment -----	59	250 601	27 855	908	55	223 745	24 853	801	4	26 856
5083	Farm and garden machinery and equipment -----	46	141 706	14 033	467	42	132 449	13 805	457	4	9 257
5084	Industrial machinery and equipment -----	287	644 587	84 904	2 655	226	434 783	70 225	2 268	61	209 804
5085	Industrial supplies -----	176	496 778	52 195	1 737	135	344 467	43 683	1 467	41	152 311
5087	Service establishment equipment and supplies -----	69	89 681	15 679	630	63	(D)	(D)	FF	6	(D)
5088	Transportation equipment and supplies, except motor vehicles -----	37	125 588	11 280	395	33	(D)	(D)	EE	4	(D)
509	Miscellaneous durable goods -----	295	1 401 616	70 498	2 683	246	1 188 051	65 043	2 506	49	213 565
5091	Sporting and recreational goods and supplies -----	79	271 803	16 751	669	52	138 056	12 870	561	27	133 747
5092	Toys and hobby goods and supplies -----	23	76 167	6 264	214	22	(D)	(D)	CC	1	(D)
5093	Scrap and waste materials -----	74	246 316	23 528	956	73	(D)	(D)	FF	1	(D)
5094	Jewelry, watches, precious stones, and precious metals -----	22	18 457	2 621	125	21	(D)	(D)	CC	1	(D)
5099	Durable goods, n.e.c. -----	97	788 873	21 334	719	78	(D)	(D)	FF	19	(D)
51	Nondurable goods -----	1 213	19 346 957	510 730	17 651	933	13 911 483	378 639	13 836	280	5 435 474
511	Paper and paper products -----	165	921 050	58 153	1 995	124	421 122	43 534	1 570	41	499 928
5111	Printing and writing paper -----	30	449 608	16 758	522	19	136 457	10 368	328	11	313 151
5112	Stationery and office supplies -----	88	251 378	30 265	1 150	73	188 245	25 666	1 029	15	63 133
5113	Industrial and personal service paper -----	47	220 064	11 130	323	32	96 420	7 500	213	15	123 644
512	Drugs, drug proprietaries, and druggists' sundries -----	59	1 081 380	21 514	741	45	608 923	12 874	535	14	472 457
5122	Drugs, drug proprietaries, and druggists' sundries -----	59	1 081 380	21 514	741	45	608 923	12 874	535	14	472 457
513	Apparel, piece goods, and notions -----	81	1 865 805	77 530	2 053	62	1 668 680	70 722	1 940	19	197 125
5131	Piece goods, notions, and other dry goods -----	28	66 124	6 696	433	24	54 327	6 292	418	4	11 797
5136	Men's and boys' clothing and furnishings -----	26	(D)	(D)	CC	18	(D)	(D)	CC	8	(D)
5137	Women's, children's, and infants' clothing and accessories -----	16	(D)	(D)	EE	11	(D)	(D)	EE	5	(D)
5139	Footwear -----	11	(D)	(D)	FF	9	(D)	(D)	FF	2	(D)
514	Groceries and related products -----	347	5 147 974	185 509	6 830	254	2 991 266	124 187	4 927	93	2 156 708
5141	Groceries, general line -----	43	2 039 784	52 509	1 933	34	1 582 932	44 626	1 663	9	456 852
5142	Packaged frozen foods -----	34	740 469	16 406	555	24	236 771	10 429	378	10	503 698
5143	Dairy products, except dried or canned -----	20	267 890	9 890	319	16	100 092	6 024	220	4	167 798
5144	Poultry and poultry products -----	5	91 675	4 783	168	3	(D)	(D)	CC	2	(D)
5145	Confectionery -----	18	113 285	7 375	262	11	8 335	1 180	48	7	104 950
5146	Fish and seafoods -----	17	93 925	4 293	263	13	72 487	3 783	245	4	21 438
5147	Meats and meat products -----	41	398 090	12 498	447	35	303 639	10 730	391	6	94 451
5148	Fresh fruits and vegetables -----	46	220 972	17 080	785	40	203 749	16 713	771	6	17 223
5149	Groceries and related products, n.e.c. -----	123	1 181 884	60 670	2 098	78	(D)	(D)	GG	45	(D)
515	Farm-product raw materials -----	42	6 008 742	15 062	414	35	5 967 298	13 873	374	7	41 444
5153	Grain and field beans -----	31	5 969 779	13 439	316	26	(D)	(D)	EE	5	(D)
5154	Livestock -----	2	(D)	(D)	BB	1	(D)	(D)	AA	1	(D)
5159	Farm-product raw materials, n.e.c. -----	9	(D)	(D)	BB	8	(D)	(D)	BB	1	(D)
516	Chemicals and allied products -----	105	542 816	30 706	904	73	186 835	18 038	607	32	355 981
5162	Plastics materials and basic forms and shapes -----	31	101 125	5 459	200	21	(D)	(D)	CC	10	(D)
5169	Chemicals and allied products, n.e.c. -----	74	441 691	25 247	704	52	(D)	(D)	EE	22	(D)
517	Petroleum and petroleum products -----	78	1 843 209	27 295	912	59	422 903	14 023	572	19	1 420 306
5171	Petroleum bulk stations and terminals -----	57	1 638 898	22 741	756	46	324 108	12 375	489	11	1 314 790
5172	Petroleum and petroleum products wholesalers, except bulk stations and terminals -----	21	204 311	4 554	156	13	98 795	1 648	83	8	105 516
518	Beer, wine, and distilled alcoholic beverages -----	37	273 472	28 197	932	31	236 078	24 833	829	6	37 394
5181	Beer and ale -----	16	(D)	(D)	FF	15	(D)	(D)	FF	1	(D)
5182	Wine and distilled alcoholic beverages -----	21	(D)	(D)	CC	16	(D)	(D)	CC	5	(D)
519	Miscellaneous nondurable goods -----	299	1 662 509	66 764	2 870	250	1 408 378	56 555	2 482	49	254 131
5191	Farm supplies -----	82	291 109	14 511	647	74	250 047	12 580	569	8	41 062
5192	Books, periodicals, and newspapers -----	50	169 422	16 825	691	37	93 047	13 531	548	13	76 375
5193	Flowers, nursery stock, and florists' supplies -----	32	40 604	5 428	357	28	38 729	5 171	332	4	1 875
5194	Tobacco and tobacco products -----	6	262 034	5 936	229	5	(D)	(D)	CC	1	(D)
5198	Paints, varnishes, and supplies -----	35	81 921	6 106	189	20	33 534	3 443	107	15	48 387
5199	Nondurable goods, n.e.c. -----	94	817 419	17 958	757	86	(D)	(D)	FF	8	(D)
Salem, OR PMSA											
	Wholesale trade -----	431	1 387 117	110 526	4 424	392	1 219 034	98 760	4 081	39	168 083
50	Durable goods -----	260	490 812	53 726	2 108	240	428 143	47 504	1 966	20	62 669
501	Motor vehicles and motor vehicle parts and supplies -----	51	63 595	8 198	407	50	(D)	(D)	EE	1	(D)
502	Furniture and homefurnishings -----	16	25 997	2 432	101	15	(D)	(D)	BB	1	(D)
503	Lumber and other construction materials -----	25	62 624	3 577	134	23	(D)	(D)	CC	2	(D)
504	Professional and commercial equipment and supplies -----	36	64 487	11 069	358	32	44 045	6 920	283	4	20 442
505	Metals and minerals, except petroleum -----	6	(D)	(D)	BB	5	(D)	(D)	BB	1	(D)
506	Electrical goods -----	18	26 471	2 897	122	17	(D)	(D)	CC	1	(D)

Table 7. Summary Statistics for Metropolitan Areas: 1992 – Con.

[For meaning of abbreviations and symbols, see introductory text. For explanation of terms and comparability of 1987 and 1992 censuses, see appendix A. For definitions of CMSA's, MSA's, and PMSA's, see appendix D]

SIC code	Geographic area and kind of business	Estab-lish-ments (number)	Sales (\$1,000)	Annual payroll (\$1,000)	Paid employees for pay period including March 12 (number)	Merchant wholesalers				Other operating types	
						Estab-lish-ments (number)	Sales (\$1,000)	Annual payroll (\$1,000)	Paid employees for pay period including March 12 (number)	Estab-lish-ments (number)	Sales (\$1,000)
	PORTLAND–SALEM, OR–WA CMSA—Con.										
	Salem, OR PMSA—Con.										
50	Durable goods —Con.										
507	Hardware, and plumbing and heating equipment and supplies -----	20	73 126	5 282	210	18	(D)	(D)	CC	2	(D)
508	Machinery, equipment, and supplies -----	59	124 867	15 472	545	54	103 769	14 495	525	5	21 098
509	Miscellaneous durable goods -----	29	(D)	(D)	CC	26	41 107	3 654	(D)	3	(D)
51	Nondurable goods -----	171	896 305	56 800	2 316	152	790 891	51 256	2 115	19	105 414
511	Paper and paper products -----	13	19 229	2 653	216	12	(D)	(D)	CC	1	(D)
512	Drugs, drug proprietaries, and druggists' sundries ---	4	1 937	404	16	4	1 937	404	16	2	(D)
513	Apparel, piece goods, and notions -----	3	(D)	(D)	AA	1	(D)	(D)	AA	7	77 223
514	Groceries and related products -----	37	477 779	28 128	1 002	30	400 556	23 576	861	7	(D)
515	Farm-product raw materials -----	9	(D)	(D)	BB	7	(D)	(D)	BB	2	(D)
516	Chemicals and allied products -----	3	7 489	947	35	2	(D)	(D)	BB	1	(D)
517	Petroleum and petroleum products -----	20	154 515	6 661	274	18	(D)	(D)	EE	2	(D)
518	Beer, wine, and distilled alcoholic beverages -----	5	41 445	4 813	174	5	41 445	4 813	174	—	—
519	Miscellaneous nondurable goods -----	77	(D)	(D)	FF	73	163 671	12 025	(D)	4	(D)

Table 8. Summary Statistics for the Area Outside Metropolitan Areas: 1992

[For meaning of abbreviations and symbols, see introductory text. For explanation of terms and comparability of 1987 and 1992 censuses, see appendix A. For definitions of CMSA's, MSA's, and PMSA's, see appendix D]

SIC code	Kind of business	Estab-lish-ments (number)	Sales (\$1,000)	Annual payroll (\$1,000)	Paid employees for pay period including March 12 (number)	Merchant wholesalers				Other operating types	
						Estab-lish-ments (number)	Sales (\$1,000)	Annual payroll (\$1,000)	Paid employees for pay period including March 12 (number)	Estab-lish-ments (number)	Sales (\$1,000)
	Wholesale trade -----	1 375	3 219 793	240 356	11 537	1 259	2 845 808	220 068	10 691	116	373 985
50	Durable goods -----	729	1 171 932	113 765	4 958	700	1 091 477	107 571	4 748	29	80 455
501	Motor vehicles and motor vehicle parts and supplies -----	161	139 573	21 951	1 148	158	(D)	(D)	GG	3	(D)
5012	Automobiles and other motor vehicles -----	16	(D)	(D)	CC	16	(D)	(D)	CC	—	—
5013	Motor vehicle supplies and new parts -----	101	84 970	14 416	752	98	(D)	(D)	FF	3	(D)
5014	Tires and tubes -----	16	(D)	(D)	CC	16	(D)	(D)	CC	—	—
5015	Motor vehicle parts, used -----	28	(D)	(D)	CC	28	(D)	(D)	CC	—	—
502	Furniture and homefurnishings -----	16	(D)	(D)	CC	14	(D)	(D)	CC	2	(D)
5021	Furniture -----	5	(D)	(D)	CC	4	(D)	(D)	CC	1	(D)
5023	Homefurnishings -----	11	(D)	(D)	BB	10	(D)	(D)	BB	1	(D)
503	Lumber and other construction materials -----	67	230 822	13 597	558	60	216 430	11 969	510	7	14 392
5031	Lumber, plywood, millwork, and wood panels -----	51	213 276	10 842	451	46	(D)	(D)	EE	5	(D)
5032	Brick, stone, and related construction materials ---	10	(D)	(D)	BB	8	(D)	(D)	BB	2	(D)
5033	Roofing, siding, and insulation materials -----	2	(D)	(D)	AA	2	(D)	(D)	AA	—	—
5039	Construction materials, n.e.c. -----	4	(D)	(D)	BB	4	(D)	(D)	BB	—	—
504	Professional and commercial equipment and supplies -----	61	80 426	12 172	509	59	(D)	(D)	EE	2	(D)
5043	Photographic equipment and supplies -----	1	(D)	(D)	AA	1	(D)	(D)	AA	—	—
5044	Office equipment -----	28	15 211	3 220	161	28	15 211	3 220	161	—	—
5045	Computers and computer peripheral equipment and software -----	23	(D)	(D)	CC	23	(D)	(D)	CC	—	—
5046	Commercial equipment, n.e.c. -----	3	(D)	(D)	AA	3	(D)	(D)	AA	—	—
5047	Medical, dental, and hospital equipment and supplies -----	5	(D)	(D)	CC	3	(D)	(D)	CC	2	(D)
5048	Ophthalmic goods -----	1	(D)	(D)	AA	1	(D)	(D)	AA	—	—
5049	Professional equipment and supplies, n.e.c. -----	—	—	—	—	—	—	—	—	—	—
505	Metals and minerals, except petroleum -----	14	(D)	(D)	BB	13	(D)	(D)	BB	1	(D)
5051	Metals service centers and offices -----	14	(D)	(D)	BB	13	(D)	(D)	BB	1	(D)
5052	Coal and other minerals and ores -----	—	—	—	—	—	—	—	—	—	—
506	Electrical goods -----	61	87 745	9 337	367	56	(D)	(D)	EE	5	(D)
5063	Electrical apparatus and equipment, wiring supplies, and construction materials -----	36	59 139	5 040	218	34	(D)	(D)	CC	2	(D)
5064	Electrical appliances, television and radio sets ---	3	12 010	527	19	2	(D)	(D)	AA	1	(D)
5065	Electronic parts and equipment, n.e.c. -----	22	16 596	3 770	130	20	(D)	(D)	BB	2	(D)
507	Hardware, and plumbing and heating equipment and supplies -----	40	43 030	4 631	200	38	(D)	(D)	CC	2	(D)
5072	Hardware -----	14	10 622	1 117	48	13	(D)	(D)	BB	1	(D)
5074	Plumbing and heating equipment and supplies (hydronics) -----	17	(D)	(D)	CC	17	(D)	(D)	CC	—	—
5075	Warm air heating and air-conditioning equipment and supplies -----	7	(D)	(D)	BB	6	4 449	858	40	1	(D)
5078	Refrigeration equipment and supplies -----	2	(D)	(D)	AA	2	(D)	(D)	AA	—	—

OR—34 OREGON

WHOLESALE TRADE—GEOGRAPHIC AREA SERIES

Table 8. Summary Statistics for the Area Outside Metropolitan Areas: 1992 —Con.

[For meaning of abbreviations and symbols, see introductory text. For explanation of terms and comparability of 1987 and 1992 censuses, see appendix A. For definitions of CMSA's, MSA's, and PMSA's, see appendix D]

SIC code	Kind of business	Estab-lish-ments (number)	Sales (\$1,000)	Annual payroll (\$1,000)	Paid employees for pay period including March 12 (number)	Merchant wholesalers			Other operating types		
						Estab-lish-ments (number)	Sales (\$1,000)	Annual payroll (\$1,000)	Paid employees for pay period including March 12 (number)	Estab-lish-ments (number)	Sales (\$1,000)
Wholesale trade —Con.											
50	Durable goods —Con.										
508	Machinery, equipment, and supplies -----	222	311 698	35 383	1 402	219	(D)	(D)	GG	3	(D)
5082	Construction and mining (except petroleum) machinery and equipment -----	20	(D)	(D)	CC	20	(D)	(D)	CC	—	—
5083	Farm and garden machinery and equipment -----	67	(D)	(D)	FF	66	(D)	(D)	FF	1	(D)
5084	Industrial machinery and equipment -----	40	50 728	5 624	172	38	(D)	(D)	CC	2	(D)
5085	Industrial supplies -----	63	(D)	(D)	EE	63	(D)	(D)	EE	—	—
5087	Service establishment equipment and supplies -----	16	(D)	(D)	BB	16	(D)	(D)	BB	—	—
5088	Transportation equipment and supplies, except motor vehicles -----	16	(D)	(D)	BB	16	(D)	(D)	BB	—	—
509	Miscellaneous durable goods -----	87	240 150	11 381	552	83	(D)	(D)	FF	4	(D)
5091	Sporting and recreational goods and supplies -----	16	15 776	2 475	106	16	15 776	2 475	106	—	—
5092	Toys and hobby goods and supplies -----	6	(D)	(D)	BB	6	(D)	(D)	BB	—	—
5093	Scrap and waste materials -----	26	(D)	(D)	CC	26	(D)	(D)	CC	—	—
5094	Jewelry, watches, precious stones, and precious metals -----	7	(D)	(D)	BB	7	(D)	(D)	BB	—	—
5099	Durable goods, n.e.c. -----	32	200 852	5 165	183	28	(D)	(D)	CC	4	(D)
51	Nondurable goods -----	646	2 047 861	126 591	6 579	559	1 754 331	112 497	5 943	87	293 530
511	Paper and paper products -----	34	36 818	5 611	296	32	(D)	(D)	EE	2	(D)
5111	Printing and writing paper -----	1	(D)	(D)	AA	1	(D)	(D)	AA	—	—
5112	Stationery and office supplies -----	29	(D)	(D)	CC	27	(D)	(D)	CC	2	(D)
5113	Industrial and personal service paper -----	4	(D)	(D)	BB	4	(D)	(D)	BB	—	—
512	Drugs, drug proprietaries, and druggists' sundries -----	8	(D)	(D)	BB	7	(D)	(D)	BB	1	(D)
5122	Drugs, drug proprietaries, and druggists' sundries -----	8	(D)	(D)	BB	7	(D)	(D)	BB	1	(D)
513	Apparel, piece goods, and notions -----	10	(D)	(D)	CC	9	(D)	(D)	CC	1	(D)
5131	Piece goods, notions, and other dry goods -----	2	(D)	(D)	AA	2	(D)	(D)	AA	—	—
5136	Men's and boys' clothing and furnishings -----	2	(D)	(D)	AA	2	(D)	(D)	AA	—	—
5137	Women's, children's, and infants' clothing and accessories -----	5	(D)	(D)	CC	5	(D)	(D)	CC	—	—
5139	Footwear -----	1	(D)	(D)	AA	—	—	—	—	1	(D)
514	Groceries and related products -----	168	473 697	42 155	2 343	128	356 503	32 741	2 003	40	117 194
5141	Groceries, general line -----	17	(D)	(D)	BB	17	(D)	(D)	BB	—	—
5142	Packages frozen foods -----	6	(D)	(D)	BB	5	(D)	(D)	BB	1	(D)
5143	Dairy products, except dried or canned -----	10	(D)	(D)	BB	7	6 727	615	34	3	(D)
5144	Poultry and poultry products -----	1	(D)	(D)	AA	1	(D)	(D)	AA	—	—
5145	Confectionery -----	10	9 535	594	36	9	(D)	(D)	BB	1	(D)
5146	Fish and seafoods -----	19	29 701	2 480	204	15	(D)	(D)	BB	4	(D)
5147	Meats and meat products -----	9	27 039	2 398	111	9	27 039	2 398	111	—	—
5148	Fresh fruits and vegetables -----	27	173 642	15 312	1 037	24	(D)	(D)	FF	3	(D)
5149	Groceries and related products, n.e.c. -----	69	129 393	15 806	725	41	88 768	10 364	562	28	40 625
515	Farm-product raw materials -----	47	(D)	(D)	EE	36	141 540	3 462	186	11	(D)
5153	Grain and field beans -----	29	(D)	(D)	CC	29	(D)	(D)	CC	—	—
5154	Livestock -----	13	105 326	944	164	3	(D)	(D)	AA	10	(D)
5159	Farm-product raw materials, n.e.c. -----	5	(D)	(D)	BB	4	(D)	(D)	BB	1	(D)
516	Chemicals and allied products -----	12	11 824	1 176	49	10	(D)	(D)	BB	2	(D)
5162	Plastics materials and basic forms and shapes -----	1	(D)	(D)	AA	1	(D)	(D)	AA	—	—
5169	Chemicals and allied products, n.e.c. -----	11	(D)	(D)	BB	9	9 179	735	32	2	(D)
517	Petroleum and petroleum products -----	142	547 895	20 131	1 059	125	(D)	(D)	GG	17	(D)
5171	Petroleum bulk stations and terminals -----	122	(D)	(D)	FF	114	(D)	(D)	FF	8	28 029
5172	Petroleum and petroleum products wholesalers, except bulk stations and terminals -----	20	(D)	(D)	BB	11	(D)	(D)	BB	9	(D)
518	Beer, wine, and distilled alcoholic beverages -----	49	112 700	12 123	502	48	(D)	(D)	EE	1	(D)
5181	Beer and ale -----	45	106 417	11 476	467	45	106 417	11 476	467	—	—
5182	Wine and distilled alcoholic beverages -----	4	6 283	647	35	3	(D)	(D)	BB	1	(D)
519	Miscellaneous nondurable goods -----	176	597 866	37 953	1 829	164	563 029	35 195	1 730	12	34 837
5191	Farm supplies -----	128	499 626	31 967	1 397	118	(D)	(D)	GG	10	(D)
5192	Books, periodicals, and newspapers -----	9	(D)	(D)	BB	8	(D)	(D)	BB	1	(D)
5193	Flowers, nursery stock, and florists' supplies -----	8	4 451	689	95	8	4 451	689	95	—	—
5194	Tobacco and tobacco products -----	5	(D)	(D)	CC	5	(D)	(D)	CC	—	—
5198	Paints, varnishes, and supplies -----	3	(D)	(D)	AA	3	(D)	(D)	AA	—	—
5199	Nondurable goods, n.e.c. -----	23	(D)	(D)	CC	22	(D)	(D)	CC	1	(D)

Table 9. Places With 2,500 Inhabitants or More Ranked by Volume of Sales: 1992

[For meaning of abbreviations and symbols, see introductory text. For explanation of terms and comparability of 1987 and 1992 censuses, see appendix A. For information on geographic areas followed by ▲, see appendix F]

Geographic area	Rank ¹	Sales (\$1,000)	Cumulative		Geographic area	Rank ¹	Sales (\$1,000)	Cumulative	
			Sales (\$1,000)	Percent of State total				Sales (\$1,000)	Percent of State total
Oregon -----	(X)	42 415 081	42 415 081	100.0	Oregon—Con.				
Portland ▲ -----	1	19 450 353	19 450 353	45.9	Milton-Freewater -----	41	27 533	35 222 022	83.0
Beaverton -----	2	4 065 899	23 516 252	55.4	Central Point -----	42	25 259	35 247 281	83.1
Tigard -----	3	2 330 300	25 846 552	60.9	Warrenton -----	43	24 087	35 271 368	83.2
Eugene -----	4	1 350 775	27 197 327	64.1	Forest Grove -----	44	23 852	35 295 220	83.2
Wilsonville ▲ -----	5	1 229 448	28 426 775	67.0	Ashland -----	45	21 994	35 317 214	83.3
Lake Oswego ▲ -----	6	1 096 162	29 522 937	69.6	Dallas -----	46	20 048	35 337 262	83.3
Salem ▲ -----	7	929 375	30 452 312	71.8	Junction City -----	47	18 313	35 355 575	83.4
Milwaukie ▲ -----	8	639 734	31 092 046	73.3	Sherwood -----	48	13 926	35 369 501	83.4
Tualatin ▲ -----	9	490 802	31 582 848	74.5	St. Helens -----	49	13 684	35 383 185	83.4
Medford -----	10	396 866	31 979 714	75.4	Molalla -----	50	12 875	35 396 060	83.5
Bend -----	11	289 573	32 269 287	76.1	Troutdale -----	51	12 414	35 408 474	83.5
Springfield -----	12	234 076	32 503 363	76.6	Keizer -----	52	10 010	35 418 484	83.5
Gresham -----	13	230 779	32 734 142	77.2	Lincoln City -----	53	9 704	35 428 188	83.5
Albany ▲ -----	14	207 567	32 941 709	77.7	Cottage Grove -----	54	9 264	35 437 452	83.5
Klamath Falls -----	15	144 257	33 085 966	78.0	Brookings -----	55	8 471	35 445 923	83.6
Hillsboro -----	16	143 131	33 229 097	78.3	Lakeview -----	56	8 071	35 453 994	83.6
Oregon City -----	17	141 963	33 371 060	78.7	Florence -----	57	7 436	35 461 430	83.6
Pendleton -----	18	140 268	33 511 328	79.0	Myrtle Point -----	58	6 631	35 468 061	83.6
Grants Pass -----	19	139 030	33 650 358	79.3	Sandy -----	59	6 621	35 474 682	83.6
North Bend -----	20	134 920	33 785 278	79.7	Independence -----	60	6 619	35 481 301	83.7
Roseburg -----	21	127 810	33 913 088	80.0	Philomath -----	61	6 128	35 487 429	83.7
Coos Bay -----	22	112 552	34 025 640	80.2	Silverton -----	62	4 740	35 492 169	83.7
Ontario -----	23	111 141	34 136 781	80.5	Sheridan -----	63	4 668	35 496 837	83.7
West Linn -----	24	111 063	34 247 844	80.7	Seaside -----	64	3 107	35 499 944	83.7
City of the Dalles -----	25	91 815	34 339 659	81.0	Sweet Home -----	65	2 591	35 502 535	83.7
Hermiston -----	26	82 692	34 422 351	81.2	Reedsport -----	66	2 028	35 504 563	83.7
La Grande -----	27	78 577	34 500 928	81.3	Coquille -----	67	1 537	35 506 100	83.7
Redmond -----	28	74 063	34 574 991	81.5	Sutherlin -----	68	1 362	35 507 462	83.7
Woodburn -----	29	73 205	34 648 196	81.7	Wood Village -----	(X)	-	35 507 462	83.7
McMinnville -----	30	68 879	34 717 075	81.9	Veneta -----	(X)	-	35 507 462	83.7
Canby -----	31	63 806	34 780 881	82.0	Baker City -----	(X)	(D)	(X)	(X)
Hood River -----	32	61 137	34 842 018	82.1	Burns -----	(X)	(D)	(X)	(X)
Newberg -----	33	59 112	34 901 130	82.3	Cornelius -----	(X)	(D)	(X)	(X)
Astoria -----	34	56 757	34 957 887	82.4	Eagle Point -----	(X)	(D)	(X)	(X)
Stayton -----	35	49 702	35 007 589	82.5	Gladstone -----	(X)	(D)	(X)	(X)
Corvallis -----	36	44 502	35 052 091	82.6	Madras -----	(X)	(D)	(X)	(X)
Newport -----	37	38 306	35 090 397	82.7	Monmouth -----	(X)	(D)	(X)	(X)
Umatilla -----	38	37 107	35 127 504	82.8	Mount Angel -----	(X)	(D)	(X)	(X)
Nyssa -----	39	34 471	35 161 975	82.9	Myrtle Creek -----	(X)	(D)	(X)	(X)
Lebanon -----	40	32 514	35 194 489	83.0	Oakridge -----	(X)	(D)	(X)	(X)
					Phoenix -----	(X)	(D)	(X)	(X)
					Prineville -----	(X)	(D)	(X)	(X)
					Scappoose -----	(X)	(D)	(X)	(X)
					Talent -----	(X)	(D)	(X)	(X)
					Tillamook -----	(X)	(D)	(X)	(X)
					Toledo -----	(X)	(D)	(X)	(X)
					Winston -----	(X)	(D)	(X)	(X)

¹Places with suppressed sales (if applicable) are listed at end of table rather than by rank to avoid disclosing data for individual companies.

Table 10. Counties Ranked by Volume of Sales: 1992

[For meaning of abbreviations and symbols, see introductory text. For explanation of terms and comparability of 1987 and 1992 censuses, see appendix A. For information on geographic areas followed by ▲, see appendix F]

Geographic area	Rank ¹	Sales (\$1,000)	Cumulative		Geographic area	Rank ¹	Sales (\$1,000)	Cumulative	
			Sales (\$1,000)	Percent of State total				Sales (\$1,000)	Percent of State total
Oregon -----	(X)	42 415 081	42 415 081	100.0	Oregon—Con.				
Multnomah -----	1	20 310 261	20 310 261	47.9	Benton -----	19	92 985	41 859 485	98.7
Washington -----	2	8 741 147	29 051 408	68.5	Hood River -----	20	87 629	41 947 114	98.9
Clackamas -----	3	5 739 063	34 790 471	82.0	Polk -----	21	79 660	42 026 774	99.1
Lane -----	4	2 124 627	36 915 098	87.0	Morrow -----	22	66 325	42 093 099	99.2
Marion -----	5	1 307 457	38 222 555	90.1	Jefferson -----	23	62 410	42 155 509	99.4
Jackson -----	6	657 883	38 880 438	91.7	Lincoln -----	24	59 282	42 214 791	99.5
Linn -----	7	551 526	39 431 964	93.0	Columbia -----	25	29 363	42 244 154	99.6
Deschutes -----	8	403 205	39 835 169	93.9	Tillamook -----	26	29 078	42 273 232	99.7
Umatilla -----	9	333 632	40 168 801	94.7	Baker -----	27	24 294	42 297 526	99.7
Coos -----	10	277 532	40 446 333	95.4	Crook -----	28	22 391	42 319 917	99.8
Klamath -----	11	234 154	40 680 487	95.9	Gilliam -----	29	22 114	42 342 031	99.8
Yamhill -----	12	205 827	40 886 314	96.4	Harney -----	30	16 754	42 358 785	99.9
Douglas -----	13	197 648	41 083 962	96.9	Wallowa -----	31	15 035	42 373 820	99.9
Malheur -----	14	195 325	41 279 287	97.3	Curry -----	32	14 419	42 388 239	99.9
Josephine -----	15	172 837	41 452 124	97.7	Grant -----	33	11 676	42 399 915	100.0
Union -----	16	107 255	41 559 379	98.0	Lake -----	34	8 071	42 407 986	100.0
Clatsop -----	17	105 525	41 664 904	98.2	Sherman -----	(X)	(D)	(X)	(X)
Wasco -----	18	101 596	41 766 500	98.5	Wheeler -----	(X)	(D)	(X)	(X)

¹Counties with suppressed sales (if applicable) are listed at end of table rather than by rank to avoid disclosing data for individual companies.

Appendix A.

General Explanation

CENSUS COVERAGE AND METHODOLOGY

Structure and method of enumeration. All wholesale firms that had at least one quarter of payroll in 1992 were included in the census of wholesale trade and were mailed either a regular census form or a short form designed to collect basic data and classification information only. The coverage and the method of obtaining census information from each follow:

1. Large companies, i.e., all multiunit firms and all single unit firms above the payroll size cutoff established to separate large from small employers, and a 10-percent sample of the small employers were mailed the appropriate 1992 Census of Distributive Trades establishment report forms. Although the payroll cutoff varied by kind of business, small employers generally included firms with one to three employees and represented about 10 percent of total wholesale sales. For the large companies, a report of company organization is conducted periodically to identify firms which operated establishments at more than one location and to obtain information on payroll and mid-March employment at each location. The 1991 Report of Company Organization was used as a coverage check in the census. In the 1992 Census, all multiestablishment firms were asked to notify the Census Bureau of any establishments for which a form was not received. Report forms were subsequently provided to the firms for these establishments.
2. Small companies other than those included in the 10-percent sample described above were mailed the short forms, which did not include questions on sales by commodity lines and employment by principal activity.

Method of classifying kinds of business. Establishments receiving the regular census forms were classified on the basis of their answers to questions on sales by commodity lines and other inquiries. Those that received short forms were classified on the basis of their self-designation and answers to other inquiries.

COMPARABILITY OF THE 1987 AND 1992 CENSUSES

The 1987 and 1992 censuses were conducted under similar conditions and procedures except for the following:

Classifications. In both 1992 and 1987, classifications are based on the *1987 Standard Industrial Classification (SIC) Manual*.¹ As a result of a later clarification in 1992, the sale of industrial controls has been classified in electrical apparatus and equipment, wiring supplies, and construction materials (SIC 5063) as it was in 1982 and all previous censuses. In 1987, the sale of industrial controls was classified in industrial machinery and equipment (SIC 5084).

Geographic areas. The boundaries of a number of areas for which data are shown in the 1992 census are not the same as in the 1987 census because of annexations; other boundary changes; and redefinitions of metropolitan statistical areas (MSA's), primary metropolitan statistical areas (PMSA's), and consolidated metropolitan statistical areas (CMSA's).² In addition, data for consolidated cities are included in the 1992 census.

Data for special economic urban areas (SEUA's) with 10,000 inhabitants or more in Michigan, Minnesota, New York, and Wisconsin qualified for publication in the 1992 census. This included townships in Michigan and Minnesota and towns in New York and Wisconsin. However, Minnesota did not have any townships that met the publication criteria.

EXPLANATION OF TERMS

Establishments. An establishment is a single physical location at which business is conducted. It is not necessarily identical with a company or enterprise, which may consist of one establishment or more. Census of wholesale trade figures represent a summary of reports for individual establishments rather than companies. For cases where a census report was received, separate information was obtained for each location where business was conducted. When administrative records of other Federal agencies were used instead of a census report, no information was available on the number of locations operated. Estimates of this number were derived from a sample and are provided in the wholesale trade report, *Miscellaneous*

¹*Standard Industrial Classification Manual: 1987.* For sale by Superintendent of Documents, U.S. Government Printing Office, Washington, DC 20402. Stock No. 041-001-00314-2.

²Newly defined metropolitan areas (MA's) were announced by the Office of Management and Budget (OMB) effective June 30, 1993.

Subjects (WC92-S-4). Each wholesale establishment was tabulated according to the physical location at which the business was conducted. The count of establishments represents the number in business at any time during 1992. Appendix G provides a comparison of the number of establishments active any time during the year versus the number in business at the end of the year.

When two activities or more were carried on at a single location under a single ownership, all activities generally were grouped together as a single establishment. The entire establishment was classified on the basis of its major activity and all data for it were included in that classification. However, when distinct and separate economic activities (for which different industry classification codes were appropriate) were conducted at a single location under a single ownership, and when conditions prescribed by the SIC manual for recognizing the existence of more than one establishment were met, separate establishment reports for each of the different activities were obtained in the census.

Firms. A firm is a business organization or entity consisting of one domestic establishment (location) or more under common ownership or control. All establishments of subsidiary firms are included as part of the owning or controlling firm. For the economic census, the terms "firm" and "company" are synonymous.

Sales. Sales include merchandise sold for cash or credit at wholesale and retail by establishments primarily engaged in wholesale trade; receipts from rental or leasing of vehicles, equipment, instruments, tools, etc.; receipts for delivery, installation, maintenance, repair, alteration, storage, and other services; and gasoline, liquor, tobacco, and other excise taxes which are paid by the manufacturer and passed on to the wholesaler.

Sales are net after deductions for refunds and allowances for merchandise returned by customers. Trade-in allowances are not deducted from total sales. Total sales do not include carrying or other credit charges; sales (or other) taxes collected from customers and forwarded to taxing authorities; and nonoperating income from such sources as investments, rental or sale of real estate, etc.

Sales in this report do not include wholesale sales made by manufacturers, retailers, service establishments, or other businesses whose primary activity is other than wholesale trade. They do include receipts other than from the sale of merchandise at wholesale, e.g., service receipts, retail sales, etc., by establishments primarily engaged in wholesale trade.

Sales figures include sales of all establishments in business at any time during the year. Sales shown for agents and brokers represented the value of the goods involved in the transactions rather than the commissions received or earnings.

Annual payroll. Payroll includes all forms of compensation such as salaries, wages, commissions, bonuses, vacation allowances, sick-leave pay, employee contributions to

qualified pension plans, and the value of payments in kind (e.g., free meals and lodgings) paid during the year to all employees. For corporations, payroll includes amounts paid to officers and executives; for unincorporated businesses, it does not include profit or other compensation of proprietors or partners. Payroll is reported before deductions for social security, income tax, insurance, union dues, etc. This definition of payroll is the same as that used on Internal Revenue Service (IRS) form 941.

First quarter payroll. This item consists of payroll, as defined above, paid to persons employed at any time during the quarter January to March 1992.

Paid employees for pay period including March 12. Paid employees consist of the full- and part-time employees, including salaried officers and executives of corporations, who were on the payroll during the pay period including March 12. Included are employees on paid sick leave, paid holidays, and paid vacations; not included are proprietors and partners of unincorporated businesses. The definition of paid employees is the same as that used on IRS form 941.

1992 and 1991 inventories. Inventories consist of stocks of merchandise for sale at the end of 1992 and 1991. They were reported on an ownership basis; all merchandise owned by reporting establishments is included, even though some may be held by others for sale on consignment. Goods held by the reporting establishment, but owned by others, are not included. Data for 1992 and 1991 inventories LIFO composition are published in the 1992 Census of Wholesale Trade report, *Miscellaneous Subjects (WC92-S-4)*.

Operating expenses. Operating expenses include payroll as well as overhead expenses of the establishment. They do not include the cost of goods sold; income or excise taxes; or withdrawals by proprietors or partners of unincorporated businesses.

Auxiliary establishments. Each company included in this census was asked to identify and separately report auxiliary locations whose primary functions were to manage, administer, service, or support the activities of the other establishments of the company. Data presented in this report do not include auxiliary establishments. Data for auxiliaries are presented in a subsequent report issued as part of the 1992 Enterprise Statistics reports.

KIND-OF-BUSINESS CLASSIFICATIONS

Wholesale trade, major groups 50 and 51 in the 1987 SIC manual, includes establishments primarily engaged in selling merchandise to retailers; to industrial, commercial, institutional, farm, or professional business users; or to other wholesalers; or acting as agents or brokers in buying merchandise for or selling merchandise to such persons or companies.

The principal types of establishments included are:

1. Merchant wholesalers who take title to the goods they sell, such as wholesale merchants or jobbers, industrial distributors, voluntary group wholesalers, drop shippers, retailer cooperative warehouses, terminal elevators, and cooperative buying associations.
2. Manufacturers' sales branches and offices (but not retail stores) maintained by manufacturing or mining enterprises apart from their plants or mines for the purpose of marketing their products. Sales branches and offices located at plants are included when separate records are available.
3. Agents, brokers, and commission merchants who buy or sell products owned by others on a commission or agency basis.

Establishments primarily engaged in the wholesale distribution of used products are classified on the basis of the product sold. Establishments primarily engaged in selling merchandise to contractors are included in wholesale trade, with the exception of lumber yards and paint, glass, and wallpaper stores. These exceptions are classified in retail trade if they consider themselves retail, sell to the general public, and their sales to contractors and the general public is more than half their total sales.

Establishments covered by the census were assigned kind-of-business classifications according to the industry classifications defined in the 1987 SIC manual. When a more detailed classification than defined in the SIC manual was needed, additional kinds-of-business were identified within an SIC industry.

Kind-of-business classifications are not interchangeable with commodity classifications, because most businesses sell several kinds of commodities. The kind-of-business code assigned generally reflects either the individual commodity or the commodity group which is the primary source of the establishment's receipts, or some mixture of commodities which characterizes the establishment's business. Thus, the classification of establishments by kind of business does not make it possible to determine either the number of establishments handling a particular commodity or the sales of that commodity. For example, the groceries and related products classification excludes establishments selling food if the sale of food is not the primary source of receipts; moreover, even though establishments are classified as groceries and related products, some of their receipts may be derived from the sale of nonfood products. Information on the extent to which commodities are handled by different kinds of business is available in the 1992 Census of Wholesale Trade report, *Commodity Line Sales* (WC92-S-3). Descriptions of the 1992 Census of Wholesale Trade kind-of-business classifications follow:

Durable Goods (SIC Major Group 50)

This major group includes establishments primarily engaged in the wholesale distribution of durable goods.

Motor vehicles and motor vehicle parts and supplies (SIC 501)

Automobiles and other motor vehicles (SIC 5012). Establishments primarily engaged in the wholesale distribution of new and used passenger automobiles, trucks, trailers, and other motor vehicles, including motorcycles, motor homes, and snowmobiles. Automobile distributors primarily engaged in selling at retail to individual customers for personal use, and also selling a limited amount of new and used passenger automobiles and trucks at wholesale, are classified in Retail Trade, Industry 5511.

SIC 5012 is subdivided in some tables into—

1. Automobile, light trucks, motorcycles, busses and recreational vehicles.
 - a. Automobiles and motorcycles.
 - b. Buses and recreational vehicles.
 - c. Light trucks and vans (14,000 lb or less).
2. Medium and heavy trucks and tractors (over 14,000 lb).
 - a. Medium trucks (14,001 to 26,000 lb).
 - b. Heavy trucks and tractors (over 26,000 lb).

Motor vehicle supplies and new parts (SIC 5013). Establishments primarily engaged in the wholesale distribution of motor vehicle supplies, accessories, tools, and equipment; and new motor vehicle parts.

SIC 5013 is subdivided in some tables into—

1. Motor vehicle supplies and new parts—warehouse distributors.
2. Motor vehicle supplies and new parts—jobbers.
3. Petroleum products marketing equipment.

Tires and tubes (SIC 5014). Establishments primarily engaged in the wholesale distribution of tires and tubes for passenger and commercial vehicles.

Motor vehicle parts, used (SIC 5015). Establishments primarily engaged in the wholesale distribution at wholesale or retail of used motor vehicle parts. This industry includes establishments primarily engaged in dismantling motor vehicles for the purpose of selling parts. Establishments primarily engaged in dismantling motor vehicles for scrap are classified in Industry 5093.

Furniture and homefurnishings (SIC 502)

Furniture (SIC 5021). Establishments primarily engaged in the wholesale distribution of furniture, including bedsprings, mattresses, and other household furniture; office furniture;

and furniture for public parks and buildings. Establishments primarily engaged in the wholesale distribution of partitions, shelving, lockers, and store fixtures are classified in Industry 5046.

SIC 5021 is subdivided in some tables into—

1. Household and lawn furniture.
2. Office and business furniture.

Homefurnishings (SIC 5023). Establishments primarily engaged in the wholesale distribution of homefurnishings and housewares, including antiques; china; glassware and earthenware; lamps (including electric), curtains and draperies; linens and towels; and carpets, linoleum, and all other types of hard and soft surface floor coverings. Establishments primarily engaged in the wholesale distribution of other electrical household goods are classified in Industry 5064, and those distributing precious metal flatware are classified in Industry 5094.

SIC 5023 is subdivided in some tables into—

1. Household china, glassware, and crockery.
2. Linens, domestics, draperies, and curtains.
3. Floor coverings.
4. Other homefurnishings.

Lumber and other construction materials (SIC 503)

Lumber, plywood, millwork and wood panels (SIC 5031). Establishments, with or without yards, primarily engaged in the wholesale distribution of rough, dressed, and finished lumber (but not timber); plywood; reconstituted wood fiber products; doors and windows and their frames (all materials); wood fencing; and other wood or metal millwork.

SIC 5031 is subdivided in some tables into—

1. Lumber—without yard.
2. Lumber—with yard.
3. Plywood, millwork, and wood panels

Brick, stone, and related construction materials (SIC 5032). Establishments primarily engaged in the wholesale distribution of stone, cement, lime construction sand, and gravel; brick (except refractory); asphalt and concrete mixtures; and concrete, stone, and structural clay products (other than refractories). Distributors of industrial sand and of refractory materials are classified in Industry 5085. Establishments primarily engaged in producing ready-mixed concrete are classified in Manufacturing, Industry 3273.

SIC 5032 is subdivided in some tables into—

1. Brick, block, tile, clay/cement sewer pipe.
2. Sand, gravel, and stone.
3. Cement, lime, and related products.

Roofing, siding, and insulation materials (SIC 5033). Establishments primarily engaged in the wholesale distribution of roofing, siding (except wood), and insulation materials.

Construction materials, n.e.c. (SIC 5039). Establishments primarily engaged in the wholesale distribution of mobile homes and of construction materials, not elsewhere classified, including prefabricated buildings and glass. Establishments selling construction materials to the general public and known as retail in the trade are classified in Retail Trade, Industry 5211. Establishments primarily engaged in marketing heavy structural metal products are classified in Industry 5051.

SIC 5039 is subdivided in some tables into—

1. Flat glass and other construction glass.
2. Other construction materials.

Professional and commercial equipment and supplies (SIC 504)

Photographic equipment and supplies (SIC 5043). Establishments primarily engaged in the wholesale distribution of photographic equipment and supplies. Establishments primarily engaged in the wholesale distribution of photocopy, microfilm, and similar equipment are classified in Industry 5044.

Office equipment (SIC 5044). Establishments primarily engaged in the wholesale distribution of office machines and related equipment, including photocopy and microfilm equipment, and safes and vaults. These establishments frequently also sell office supplies. However, establishments primarily engaged in wholesaling most office supplies are classified in Industry Group 511. Establishments primarily engaged in wholesaling office furniture are classified in Industry 5021; and those wholesaling computers and peripheral equipment are classified in Industry 5045.

Computers and computer peripheral equipment and software (SIC 5045). Establishments primarily engaged in the wholesale distribution of computers, computer peripheral equipment, and computer software. These establishments frequently may sell related supplies, but establishments primarily engaged in wholesaling supplies are classified according to the individual product (for example, computer paper in Industry 5112). Establishments primarily engaged in the wholesale distribution of modems and other electronic communications equipment are classified in Industry 5065. Establishments primarily engaged in selling computers and computer peripheral equipment and software for other than business or professional use are classified in Retail Trade, Industry 5734.

SIC 5045 is subdivided in some tables into—

1. Computers and peripheral equipment (selling primarily to business customers).

- a. Computers and peripheral equipment sold for resale.
 - b. Computers and peripheral equipment sold for end use.
2. Computer software (prepackaged, off-the-shelf).

Commercial equipment, n.e.c. (SIC 5046). Establishments primarily engaged in the wholesale distribution of commercial and related machines and equipment, not elsewhere classified, such as commercial cooking and food service equipment; partitions, shelving, lockers, and store fixtures; electrical signs; and balances and scales, except laboratory.

SIC 5046 is subdivided in some tables into—

1. Restaurant and hotel equipment and supplies.
2. Store machines and equipment.

Medical, dental, and hospital equipment and supplies (SIC 5047). Establishments primarily engaged in the wholesale distribution of surgical and other medical instruments, apparatus, and equipment; dentist equipment; artificial limbs; operating room and hospital equipment; X-ray machines; and other electromedical equipment and apparatus used by physicians and in hospitals. Also included in this industry are establishments primarily engaged in the wholesale distribution of professional supplies used by medical and dental practitioners.

SIC 5047 is subdivided in some tables into—

1. Medical and hospital equipment.
2. Dental equipment and supplies.

Ophthalmic Goods (SIC 5048). Establishments primarily engaged in the wholesale distribution of professional equipment and goods used, prescribed, or sold by ophthalmologists, optometrists, and opticians, including ophthalmic frames, lenses, and sunglass lenses.

Professional equipment and supplies, n.e.c. (SIC 5049). Establishments primarily engaged in the wholesale distribution of professional equipment and supplies, not elsewhere classified, such as drafting instruments, laboratory equipment, and scientific instruments.

SIC 5049 is subdivided in some tables into—

1. Religious and school supplies.
2. Other professional equipment and supplies, n.e.c. Establishments primarily engaged in selling specialty lines of professional equipment and supplies not mentioned above, such as veterinarian equipment and supplies, drafting supplies, and scientific equipment.

Metals and minerals, except petroleum (SIC 505)

Metals service centers and offices (SIC 5051). Establishments primarily engaged in marketing semifinished metal products, except precious metals. Establishments in

this industry may operate with warehouses (metals service centers) or without warehouses (metals sales offices). Establishments primarily engaged in marketing precious metals are classified in Industry 5092.

SIC 5051 is subdivided in some tables into—

1. Ferrous metals service centers and offices.
 - a. Ferrous metals service centers.
 - b. Ferrous metals sales offices.
2. Nonferrous metals service centers and offices.
 - a. Nonferrous metals service centers.
 - b. Nonferrous metals sales offices.

Coal and other minerals and ores (SIC 5052). Establishments primarily engaged in the wholesale distribution of coal and coke; copper, iron, lead, and other metallic ores, including precious metal ores; and crude nonmetallic minerals (including concentrates), except crude petroleum. Establishments primarily engaged in the wholesale distribution of nonmetallic minerals used in construction, such as sand and gravel, are classified in Industry 5032. Establishments primarily engaged in the wholesale distribution of crude petroleum are classified in Industry Group 517.

SIC 5052 is subdivided in some tables into—

1. Coal.
2. Other minerals and ores.

Electrical goods (SIC 506)

This industry group includes establishments primarily engaged in the wholesale distribution of electrical generating, distributing, and wiring equipment. It also includes household appliances, whether electrically, manually, or mechanically powered. This industry group does not include electrical commercial and industrial machines, in which electricity does the work directly, e.g., heating, turning a shaft, or ionizing a substance, or electrically powered commercial and industrial machines which are classified in Industry Group 504 or 508.

Electrical apparatus and equipment, wiring supplies, and construction materials (SIC 5063). Establishments primarily engaged in the wholesale distribution of electrical power equipment for the generation, transmission, distribution, or control of electric energy; electrical construction materials for outside power transmission lines and for electrical systems and electric light fixtures and bulbs. Construction contractors primarily engaged in installing electrical systems and equipment from their own stock are classified in Construction, Industry 1731.

Electrical appliances, television and radio sets (SIC 5064). Establishments primarily engaged in the wholesale distribution of radio and television receiving sets, other household electronic sound or video equipment, self-contained air-conditioning room units, and household

electrical appliances. Also included are establishments primarily engaged in the wholesale distribution of household gas and electric laundry equipment and refrigerators and freezers.

Electronic parts and equipment, n.e.c. (SIC 5065).

Establishments primarily engaged in the wholesale distribution of electronic parts and electronic communications equipment, not elsewhere classified, such as telephone and telegraph equipment; radio and television broadcasting and communications equipment; and intercommunications equipment. Establishments primarily engaged in the wholesale distribution of radio and television receiving sets, phonographs, CD-players, and other household sound or video equipment are classified in Industry 5064.

SIC 5065 is subdivided in some tables into—

1. Communications equipment.
2. Other electronic parts and equipment.

Hardware, and plumbing and heating equipment and supplies (SIC 507)

Hardware (SIC 5072). Establishments primarily engaged in the wholesale distribution of cutlery and general hardware, including hand saws; saw blades; brads, staples, and tacks; and bolts, nuts, rivets, and screws. Establishments primarily engaged in the wholesale distribution of nails, noninsulated wire, and screening are classified in Industry 5051.

Plumbing and heating equipment and supplies (hydronics) (SIC 5074). Establishments primarily engaged in the wholesale distribution of hydronic plumbing and heating equipment and supplies. Construction contractors primarily engaged in installing plumbing and heating equipment from their own stock are classified in Construction, Industry 1711.

Warm air heating and air-conditioning equipment and supplies (SIC 5075). Establishments primarily engaged in the wholesale distribution of warm air heating and air-conditioning equipment and supplies. Construction contractors primarily engaged in installing warm air heating and air-conditioning equipment are classified in Construction, Industry 1711.

Refrigeration equipment and supplies (SIC 5078). Establishments primarily engaged in the wholesale distribution of refrigeration equipment and supplies. Construction contractors primarily engaged in installation of refrigeration equipment from their own stock are classified in Construction, Industry 1711.

Machinery, equipment, and supplies (SIC 508)

Construction and mining (except petroleum) machinery and equipment (SIC 5082). Establishments primarily engaged in the wholesale distribution of construction or mining cranes, excavating machinery and equipment, power

shovels, road construction and maintenance machinery, tractor-mounting equipment, and other specialized machinery and equipment used in the construction, mining, and logging industries. Establishments engaged in marketing oil well machinery and equipment are classified in Industry 5084.

Farm and garden machinery and equipment (SIC 5083).

Establishments primarily engaged in the wholesale distribution of agricultural machinery and equipment for use in preparation and maintenance of the soil, the planting and harvesting of crops, and other operations and processes pertaining to work on the farm, lawn, or garden; and dairy and other livestock equipment.

SIC 5083 is subdivided in some tables into—

1. Farm machinery and equipment—farm dealers.
2. Farm machinery and equipment—wholesale distributors.
3. Lawn and garden machinery and equipment.

Industrial machinery and equipment (SIC 5084). Establishments primarily engaged in the wholesale distribution of industrial machinery and equipment, not elsewhere classified.

SIC 5084 is subdivided in some tables into—

1. Food-processing machinery and equipment.
2. General-purpose industrial machinery, equipment, and parts.
3. Metalworking machinery and equipment.
4. Materials handling equipment.
5. Oil well, oil refinery, and pipeline machinery, equipment, and supplies.
6. Other industrial machinery and equipment. Establishments primarily engaged in selling special purpose industrial machinery not elsewhere classified, including printing machinery, paper and paper products machinery, smelting and metal refining machinery and equipment, cigar and cigarette machinery, and similar special industry machinery.

Industrial supplies (SIC 5085). Establishments primarily engaged in the wholesale distribution of industrial supplies, not elsewhere classified.

SIC 5085 is subdivided in some tables into—

1. General-line industrial supplies.
2. Mechanical power transmission equipment.
3. Hydraulic and pneumatic (fluid-power) parts, accessories, and supplies.
4. Welding supplies.
5. Industrial containers and supplies.
6. Industrial valves and fittings, except fluid-power.

7. Other industrial supplies—Establishments primarily engaged in selling a specialty line of industrial materials and supplies not elsewhere classified, such as abrasives, mechanical rubber goods, ropes, cordage, and industrial diamonds.

Service establishment equipment and supplies (SIC 5087). Establishments primarily engaged in the wholesale distribution of equipment and supplies for barber shops, beauty parlors, power laundries, dry-cleaning plants, upholsterers, undertakers, and related personal service establishments.

SIC 5087 is subdivided in some tables into—

1. Beauty and barber equipment and supplies.
2. Custodial (janitors') equipment and supplies.
3. Laundry and dry-cleaning equipment and supplies.
4. Other service establishment equipment and supplies—Establishments primarily engaged in selling a specialty line of service establishment supplies, such as upholsterers' equipment and supplies, seamstresses' supplies, tailors' supplies, undertakers' supplies, municipality equipment and supplies, and shoe repair supplies.

Transportation equipment and supplies, except motor vehicles (SIC 5088). Establishments primarily engaged in the wholesale distribution of transportation equipment and supplies. Establishments primarily engaged in the wholesale distribution of motor vehicles and motor vehicle parts are classified in Industry Group 501, and those distributing pleasure boats are classified in Industry 5091.

SIC 5088 is subdivided in some tables into—

1. Aircraft and aeronautical equipment and supplies.
2. Marine machinery, equipment, and supplies.
3. Other transportation equipment and supplies—Establishments primarily engaged in selling equipment and supplies used in the operation, maintenance, and repair of railroads, streetcars, buses, tramways, aerial hoists, and horsedrawn vehicles.

Miscellaneous durable goods (SIC 509)

Sporting and recreational goods and supplies (SIC 5091). Establishments primarily engaged in the wholesale distribution of sporting goods and accessories; billiard and pool supplies; sporting firearms and ammunition; and marine pleasure craft, equipment and supplies. Establishments primarily engaged in the wholesale distribution of motor vehicles and trailers are classified in Industry 5012; those distributing self-propelled golf carts are classified in Industry 5088; and those distributing athletic apparel and footwear are classified in Industry Group 513.

Toys and hobby goods and supplies (SIC 5092). Establishments primarily engaged in the wholesale distribution of games, toys, hobby goods and supplies, and related goods, such as fireworks and playing cards.

Scrap and waste materials (SIC 5093). Establishments primarily engaged in assembling, breaking up, sorting, and wholesale distribution of scrap and waste materials. This industry includes auto wreckers engaged in dismantling automobiles for scrap. However, those engaged in dismantling automobiles for the purpose of selling secondhand parts at retail are classified in Industry 5015.

SIC 5093 is subdivided in some tables into—

1. Iron and steel scrap processors and dealers.
 - a. Iron and steel scrap processors (using power processing equipment).
 - b. Iron and steel scrap dealers (not using power processing equipment).
2. Nonferrous recyclable materials.

Jewelry, watches, precious stones, and precious metals (SIC 5094). Establishments primarily engaged in the wholesale distribution of jewelry, precious stones and metals, costume jewelry, watches, clocks, silverware, and jewelers' findings. Establishments primarily engaged in the wholesale distribution of precious metal ores are classified in Industry 5052.

SIC 5094 is subdivided in some tables into—

1. Jewelry, watches, diamonds, precious stones, and silverware.
2. Precious metals (excluding ores).

Durable goods, n.e.c. (SIC 5099). Establishments primarily engaged in the wholesale distribution of durable goods, not elsewhere classified, such as musical instruments and forest products, except lumber.

SIC 5099 is subdivided in some tables into—

1. Musical instruments and supplies.
2. Forest products, except lumber.
3. General merchandise—durable.
4. Compact disks, prerecorded audio tapes, and phonograph records.
5. Fire extinguishers and fire safety equipment.
6. Other durable goods.

Nondurable Goods (SIC Major Group 51)

This major group includes establishments primarily engaged in the wholesale distribution of nondurable goods.

Paper and paper products (SIC 511)

Printing and writing paper (SIC 5111). Establishments primarily engaged in the wholesale distribution of printing and writing paper, including envelope paper; fine paper; and groundwood paper.

Stationery and office supplies (SIC 5112). Establishments primarily engaged in the wholesale distribution of stationery and office supplies, including computer and photocopy supplies, envelopes, typewriter paper, file cards and folders, pens, pencils, social stationery, and greeting cards.

Industrial and personal service paper (SIC 5113). Establishments primarily engaged in the wholesale distribution of wrapping and other coarse paper, paperboard, and converted paper and related disposable plastic products, such as bags, boxes, dishes, eating utensils, napkins, and shipping supplies.

Drugs, drug proprietaries, and druggists' sundries (SIC 512)

Drugs, drug proprietaries, and druggists' sundries (SIC 5122). Establishments primarily engaged in the wholesale distribution of prescription drugs, proprietary drugs, druggists' sundries, and toiletries. Establishments primarily engaged in the wholesale distribution of surgical, dental, and hospital equipment are classified in Industry 5047.

SIC 5122 is subdivided in some tables into—

1. General-line drugs—These are wholesalers who reported a substantial portion of their sales in "drugs and pharmaceuticals" and a combination of "proprietary (patent) medicines," "cosmetics," "perfumes," and "other toiletries and druggists' sundries."
2. Specialty-line drugs, pharmaceuticals, cosmetics, and toiletries. These are wholesale establishments engaged in selling limited lines among the above products.

Apparel, piece goods, and notions (SIC 513)

Piece goods, notions, and other dry goods (SIC 5131). Establishments primarily engaged in the wholesale distribution of piece goods or yard goods of natural or man-made fibers, notions (sewing and hair accessories, etc.), and other dry goods. Converters who buy fabric goods (except knit goods) in the grey, have them finished on contract, and sell at wholesale are included here. Converters of knit goods are classified in Manufacturing, Industry Group 225. This industry does not include establishments primarily engaged in the wholesale distribution of homefurnishings which are classified in Industry 5023.

SIC 5131 is subdivided in some tables into—

1. Piece goods.
 - a. Piece goods—jobbers.

b. Piece goods—converters.

2. Notions and other dry goods.

Men's and boys' clothing and furnishings (SIC 5136). Establishments primarily engaged in the wholesale distribution of men's and boys' apparel and furnishings, sportswear, hosiery, underwear, nightwear, and work clothing.

Women's, children's, and infants' clothing and accessories (SIC 5137). Establishments primarily engaged in the wholesale distribution of women's, children's, and infants' clothing and accessories, including hosiery, lingerie, millinery, and furs.

Footwear (SIC 5139). Establishments primarily engaged in the wholesale distribution of footwear (including athletic) made of leather, rubber, and other materials.

Groceries and related products (SIC 514)

Groceries, general-line (SIC 5141). Establishments primarily engaged in the wholesale distribution of a general line of groceries. Establishments primarily engaged in roasting coffee, blending tea, or grinding and packaging spices are classified in Manufacturing Major Group 20.

SIC 5141 is subdivided in some tables into—

1. Voluntary.
2. Retail cooperative.
3. Other general-line.

Packaged frozen foods (SIC 5142). Establishments primarily engaged in the wholesale distribution of packaged quick-frozen vegetables, juices, meats, fish, poultry, pastries, and other "deep freeze" products. Establishments primarily engaged in the wholesale distribution of frozen dairy products are classified in Industry 5143, and those distributing frozen poultry, fish, and meat which are not packaged are classified in Industries 5144, 5146, and 5147, respectively.

Dairy products, except dried or canned (SIC 5143). Establishments primarily engaged in the wholesale distribution of dairy products, such as butter, cheese, ice cream and ices, and fluid milk and cream. This industry does not include establishments primarily engaged in pasteurizing and bottling milk, which are classified in Manufacturing, Industry Group 202. Establishments primarily engaged in the wholesale distribution of dried or canned dairy products are classified in Industry 5149.

SIC 5143 is subdivided in some tables into—

1. Raw milk.
2. Dairy products, except raw milk.

Poultry and poultry products (SIC 5144). Establishments primarily engaged in the wholesale distribution of poultry and poultry products, except canned and packaged frozen products. This industry does not include establishments primarily engaged in the killing and dressing of poultry, which are classified in Manufacturing, Industry 2015. Establishments primarily engaged in the wholesale distribution of packaged frozen poultry are classified in Industry 5142, and those distributing canned poultry are classified in Industry 5149.

SIC 5144 is subdivided in some tables into—

1. Live poultry.
2. Poultry and poultry products, except live.

Confectionery (SIC 5145). Establishments primarily engaged in the wholesale distribution of confectionery and related products, such as candy, chewing gum, fountain fruits, salted or roasted nuts, popcorn, fountain syrups, and potato, corn, and similar chips.

Fish and seafoods (SIC 5146). Establishments primarily engaged in the wholesale distribution (but not packaging) of fresh, cured, or frozen fish and seafoods, except canned or packaged frozen. The preparation of fresh or frozen packaged fish and other seafood, and the shucking and packing of fresh oysters in nonsealed containers, are classified in Manufacturing, Industry 2092. Establishments primarily engaged in the wholesale distribution of canned seafood are classified in Industry 5149, and those distributing packaged frozen foods are classified in Industry 5142.

Meats and meat products (SIC 5147). Establishments primarily engaged in the wholesale distribution of fresh, cured, and processed (but not canned) meats and lard. Establishments primarily engaged in the wholesale distribution of frozen packaged meats are classified in Industry 5142, and those distributing canned meats are classified in Industry 5149.

SIC 5147 is subdivided in some tables into—

1. Meats and meat products, except boxed beef.
2. Packaging boxed beef.

Fresh fruits and vegetables (SIC 5148). Establishments primarily engaged in the wholesale distribution of fresh fruits and vegetables.

Groceries and related products, n.e.c. (SIC 5149). Establishments primarily engaged in the wholesale distribution of groceries and related products, not elsewhere classified. Establishments primarily engaged in the wholesale distribution of soft drinks, and in bottling and distributing natural spring and mineral waters, are classified in this industry, but establishments primarily engaged in bottling soft drinks are classified in Manufacturing, Major Group 20. This industry does not include establishments primarily

engaged in the wholesale distribution of farm-product raw materials classified in Industry Group 515, nor those distributing beer, wine, and distilled alcoholic beverages of Industry Group 518.

SIC 5149 is subdivided in some tables into—

1. Coffee, tea, and spices.
2. Bread and baked goods.
3. Soft drinks.
4. Canned goods.
5. Food and beverage basic materials.
6. Other grocery specialties.

Farm-product raw materials (SIC 515)

Grain and field beans (SIC 5153). Establishments primarily engaged in buying and/or marketing grain (such as corn, wheat, oats, barley, and unpolished rice), dry beans, soybeans, and other inedible beans. Country grain elevators primarily engaged in buying or receiving grain from farmers are included, as well as terminal elevators and other merchants marketing grain. Establishments primarily engaged in the wholesale distribution of field and garden seeds are classified in Industry 5191.

Livestock (SIC 5154). Establishments primarily engaged in buying and/or marketing cattle, hogs, sheep, and goats. This industry also includes the operation of livestock auction markets.

Farm-product raw materials, n.e.c. (SIC 5159). Establishments primarily engaged in buying and/or marketing farm products, not elsewhere classified. Establishments primarily engaged in the wholesale distribution of milk are classified in Industry 5143, and those distributing live poultry are classified in Industry 5144.

SIC 5159 is subdivided in some tables into—

1. Hides, skins, and pelts.
2. Leaf tobacco.
3. Wool, wool tops, and mohair.
4. Cotton.
5. Other farm-product raw materials.

Chemicals and allied products (SIC 516)

Plastics materials and basic forms and shapes (SIC 5162). Establishments primarily engaged in the wholesale distribution of plastics materials, and of unsupported plastics film, sheets, sheeting, rods, tubes, and other basic forms and shapes.

Chemicals and allied products, n.e.c. (SIC 5169). Establishments primarily engaged in the wholesale distribution of chemicals and allied products, not elsewhere classified,

such as acids, industrial and heavy chemicals, dyestuffs, industrial salts, rosin, and turpentine. Establishments primarily engaged in the wholesale distribution of ammunition are classified in Industry Group 509; those distributing agricultural chemicals and pesticides are classified in Industry 5191; those distributing drugs are classified in Industry 5122; and those distributing pigments, paints, and varnishes are classified in Industry 5198.

SIC 5169 is subdivided in some tables into—

1. Industrial gases, except LP.
2. Other chemicals and allied products.

Petroleum and petroleum products (SIC 517)

This industry group includes establishments primarily engaged in the wholesale distribution of crude petroleum and petroleum products. Included are establishments primarily engaged in the distribution of liquefied petroleum gas. Establishments primarily engaged in the transmission and/or distribution of natural gas are classified in Utilities, Industry Group 492.

Petroleum bulk stations and terminals (SIC 5171). Establishments primarily engaged in the wholesale distribution of crude petroleum and petroleum products from bulk liquid storage facilities. These establishments have a bulk liquid storage capacity of 10,000 gallons or more.

SIC 5171 is subdivided in some tables into—

1. Petroleum bulk stations and terminals, except LP.
2. Liquefied petroleum gas bulk stations and terminals.

Petroleum and petroleum products wholesalers, except bulk stations and terminals (SIC 5172). Establishments primarily engaged in the wholesale distribution of crude petroleum and petroleum products. These establishments do not have a bulk liquid storage capacity of 10,000 gallons or more. Included are packaged and bottled petroleum products distributors, truck jobbers, and others marketing petroleum and its products at wholesale.

Beer, wine, and distilled alcoholic beverages (SIC 518)

Beer and ale (SIC 5181). Establishments primarily engaged in the wholesale distribution of beer, ale, porter, and other fermented malt beverages.

Wine and distilled alcoholic beverages (SIC 5182). Establishments primarily engaged in the wholesale distribution of distilled spirits, including neutral spirits and ethyl alcohol used in blended wines and distilled liquors.

SIC 5182 is subdivided in some tables into—

1. Wine and distilled alcoholic beverages—licensed.
2. Wine and distilled alcoholic beverages—State operated.

Miscellaneous nondurable goods (SIC 519)

Farm supplies (SIC 5191). Establishments primarily engaged in the wholesale distribution of animal feeds, fertilizers, agricultural chemicals, pesticides, seeds, and other farm supplies, except grains. Establishments primarily engaged in the wholesale distribution of pet food are classified in Industry 5149, and those distributing pet supplies are classified in Industry 5199.

SIC 5191 is subdivided in some tables into—

1. Farm supplies—farm dealers.
2. Farm supplies—wholesale distributors.

Books, periodicals, and newspapers (SIC 5192). Establishments primarily engaged in the wholesale distribution of books, periodicals, and newspapers.

Flowers, nursery stock, and florists' supplies (SIC 5193). Establishments primarily engaged in the wholesale distribution of flowers, nursery stock, and florists' supplies.

Tobacco and tobacco products (SIC 5194). Establishments primarily engaged in the wholesale distribution of tobacco and its products. Leaf tobacco wholesalers are classified in Industry 5159, and establishments primarily engaged in stemming and redrying tobacco are classified in Manufacturing, Industry 2141.

Paints, varnishes, and supplies (SIC 5198). Establishments primarily engaged in the wholesale distribution of paints, varnishes, wallpaper, and supplies. Establishments selling to the general public and known as retail in the trade are classified in Retail Trade, Industry 5231.

Nondurable goods, n.e.c. (SIC 5199). Establishments primarily engaged in the wholesale distribution of nondurable goods, not elsewhere classified, such as art goods, industrial yarns, textile bags, and bagging and burlap.

SIC 5199 is subdivided in some tables into—

1. Art goods.
2. General merchandise—nondurable.
3. Textile bags and bagging.
4. Specialty advertising (sale of merchandise).
5. Other nondurable goods.

TYPE-OF-OPERATION CLASSIFICATIONS

In addition to being classified by kind of business, each wholesale establishment was classified for the census by type of operation according to the ownership of the business, ownership of the goods sold, or character of the principal transactions. Establishments in wholesale trade are grouped into the following three major types of operation and related subgroups:

Merchant wholesalers. Establishments primarily engaged in buying and selling merchandise on their own account. Included here are such types of establishments as wholesale merchants or jobbers, industrial distributors, voluntary group wholesalers, importers, exporters, cash and carry wholesalers, retailer cooperative warehouses, terminal and country grain elevators, farm products assemblers, wholesale cooperative associations, and petroleum bulk plants and terminals operated by nonrefining companies.

Wholesale distributors and jobbers. Establishments primarily engaged in buying and selling merchandise in the domestic market not manufactured by the parent company.

Importers. Establishments buying and selling goods at wholesale on their own account, whose principal source of purchases was foreign.

Exporters. Establishments primarily engaged in purchasing goods in the United States and selling them to foreign customers.

Terminal grain elevators. Grain elevators primarily engaged in buying and selling grain received from country grain elevators and grain marketing establishments. They have sizable space for grain storage, and products are received primarily by rail or barge rather than by truck.

Country grain elevators. Grain elevators, cooperative or other, buying and receiving grain directly from farmers by truck and selling at wholesale.

Assemblers of farm products, except country grain elevators. Establishments primarily engaged in purchasing directly from farmers and assembling and marketing farm products at wholesale.

Manufacturers' sales branches and offices. Establishments maintained by manufacturing, refining, and mining companies apart from their plants or mines for marketing their products at wholesale. Branch stores selling to household consumers and individual users are classified in retail trade. Sales branches and offices located at plants and administrative offices are included when separate records are available.

Manufacturers' sales branches. A branch with a stock of merchandise for sale. Included are refiner—marketers owned and operated by petroleum refining companies primarily for marketing their products.

Manufacturers' sales offices. An office without a stock of merchandise for sale.

Agents, brokers, and commission merchants. Establishments whose operators are in business for themselves and are primarily engaged in selling or buying goods for others. Included here are such types of operations as auction companies, import agents, export agents, selling agents, merchandise brokers, and commission merchants. "Sales" as shown in census publications for agents, brokers, and commission merchants represent the gross sales (or purchase) value of the goods in the transactions negotiated.

Auction companies. Wholesale establishments primarily engaged in selling merchandise on an agency basis by auction.

Brokers (representing buyers or sellers). Wholesale establishments primarily engaged in selling or buying merchandise in the domestic market on a brokerage basis but not receiving the goods on consignment.

Commission merchants. Wholesale establishments operating in the domestic market receiving goods for sale on consignment.

Import agents. Merchandise agents and brokers in the domestic market buying merchandise from or selling merchandise for foreign firms.

Export agents. Merchandise agents and brokers in the domestic market selling to or buying for foreign customers.

Manufacturers' agents. Wholesale establishments in the domestic market selling for a limited number of manufacturers on a continuing agency basis.



Appendix C. Kind-of-Business Titles and Reporting-Form Numbers

[Listed below are wholesale kind-of-business titles and their corresponding reporting-form numbers. Requests for copies of any of these forms, including the inquiries used to classify establishment by kind of business, should be directed to the Services Division, Bureau of the Census, Washington, DC 20233]

SIC code	Title	Standard form CB-	Short form CB-	SIC code	Title	Standard form CB-	Short form CB-
DURABLE GOODS				DURABLE GOODS—Con.			
501	Motor vehicles and motor vehicle parts and supplies:			509	Miscellaneous durable goods:		
5012	Automobiles and other motor vehicles -----	5012	5003	5091	Sporting and recreational goods and supplies -----	5091	5003
5013	Motor vehicle supplies and new parts -----	5013	5003	5092	Toys and hobby goods and supplies -----	5091	5003
5014	Tires and tubes -----	5013	5003	5093	Scrap and waste materials -----	5093	5003
5015	Motor vehicle parts, used -----	5013	5003	5094	Jewelry, watches, precious stones, and precious metals -----	5094	5003
				5099	Durable goods, n.e.c. -----	5099	5003
DURABLE GOODS				NONDURABLE GOODS			
502	Furniture and homefurnishings:			511	Paper and paper products:		
5021	Furniture -----	5020	5001	5111	Printing and writing paper -----	5110	5102
5023	Homefurnishings -----	5020	5001	5112	Stationery and office supplies -----	5110	5102
				5113	Industrial and personal service paper -----	5110	5102
503	Lumber and other construction materials:			512	Drugs, drug proprietaries, and druggists' sundries:		
5031	Lumber, plywood, millwork, and wood panels -----	5030	5001	5122	Drugs, drug proprietaries, and druggists' sundries -----	5122	5102
5032	Brick, stone, and related construction materials -----	5030	5001				
5033	Roofing, siding, and insulation materials -----	5030	5001	513	Apparel, piece goods, and notions:		
5039	Construction materials, n.e.c. -----	5030	5001	5131	Piece goods, notions, and other dry goods -----	5131	5102
				5136	Men's and boys' clothing and furnishings -----	5136	5102
504	Professional and commercial equipment and supplies:			5137	Women's, children's, and infants' clothing and accessories -----	5136	5102
5043	Photographic equipment and supplies -----	5043	5003	5139	Footwear -----	5136	5102
5044	Office equipment -----	5045	5002				
5045	Computers and computer peripheral equipment and software -----	5045	5002	514	Groceries and related products:		
5046	Commercial equipment, n.e.c. -----	5043	5002	5141	Groceries, general line -----	5141	5101
5047	Medical, dental, and hospital equipment and supplies -----	5047	5002	5142	Packaged frozen foods -----	5142	5101
5048	Ophthalmic goods -----	5047	5002	5143	Dairy products, except dried or canned -----	5143	5101
5049	Professional equipment and supplies, n.e.c. -----	5047	5002	5144	Poultry and poultry products -----	5144	5101
				5145	Confectionery -----	5145	5101
505	Metals and minerals, except petroleum:			5146	Fish and seafoods -----	5146	5101
5051	Metals service centers and offices -----	5051	5003	5147	Meats and meat products -----	5147	5101
5052	Coal and other minerals and ores -----	5052	5003	5148	Fresh fruits and vegetables -----	5148	5101
				5149	Groceries and related products, n.e.c. -----	5141	5101
				515	Farm-product raw materials:		
506	Electrical goods:			5153	Grain and field beans -----	5150	5103
5063	Electrical apparatus and equipment, wiring supplies, and construction materials -----	5060	5001	5154	Livestock -----	5150	5103
5064	Electrical appliances, television and radio sets -----	5060	5001	5159	Farm-product raw materials, n.e.c. -----	5150	5103
5065	Electronic parts and equipment, n.e.c. -----	5060	5001	516	Chemicals and allied products:		
				5162	Plastics materials and basic forms and shapes -----	5160	5102
				5169	Chemicals and allied products, n.e.c. -----	5160	5102
507	Hardware, and plumbing and heating equipment and supplies:			517	Petroleum and petroleum products:		
5072	Hardware -----	5070	5001	5171	Petroleum bulk stations and terminals -----	5170	1NA
5074	Plumbing and heating equipment and supplies (hydronics) -----	5070	5001	5172	Petroleum and petroleum products wholesalers, except bulk stations and terminals -----	5170	1NA
5075	Warm air heating and air-conditioning equipment and supplies -----	5070	5001				
5078	Refrigeration equipment and supplies -----	5070	5001	518	Beer, wine, and distilled alcoholic beverages:		
				5181	Beer and ale -----	5180	5103
				5182	Wine and distilled alcoholic beverages -----	5180	5103
508	Machinery, equipment, and supplies:			519	Miscellaneous nondurable goods:		
5082	Construction and mining (except petroleum) machinery and equipment -----	5082	5002	5191	Farm supplies -----	5191	5102
5083	Farm and garden machinery and equipment -----	5083	5002	5192	Books, periodicals, and newspapers -----	5192	5102
5084	Industrial machinery and equipment -----	5084	5002	5193	Flowers, nursery stock, and florists' supplies -----	5192	5102
5085	Industrial supplies -----	5085	5002	5194	Tobacco and tobacco products -----	5194	5102
5087	Service establishment equipment and supplies -----	5087	5002	5198	Paints, varnishes, and supplies -----	5198	5102
5088	Transportation equipment and supplies, except motor vehicles -----	5088	5002	5199	Nondurable goods, n.e.c. -----	5199	5102

¹Petroleum wholesalers were all sent form CB-5170.

Appendix D. Metropolitan Areas

(Titles and definitions shown for MSA's, CMSA's, and PMSA's are those established by the Office of Management and Budget, as of June 30, 1993)

OREGON

Eugene-Springfield, OR MSA

Lane County, OR

Medford-Ashland, OR MSA

Jackson County, OR

Portland-Vancouver, OR-WA PMSA (part)—see Portland-Salem, OR-WA CMSA (part)

Portland-Salem, OR-WA CMSA (part)

Portland-Vancouver, OR-WA PMSA (part)
Clackamas County, OR

Portland-Salem, OR-WA CMSA (part)—Con.

Portland-Vancouver, OR-WA PMSA (part)—Con.

Columbia County, OR

Multnomah County, OR

Washington County, OR

Yamhill County, OR

Salem, OR PMSA

Marion County, OR

Polk County, OR

Salem, OR PMSA—see Portland-Salem, OR-WA CMSA (part)

Appendix E.

Percent of Sales Data Based on Administrative Records and Estimation for the State: 1992

[For meaning of abbreviations and symbols and for more information on reliability of data, see introductory text. For explanation of terms and comparability of 1987 and 1992 censuses, see appendix A]

SIC code	Kind of business	Percent of sales‡ —		SIC code	Kind of business	Percent of sales‡ —	
		From administrative records ¹	Estimated ²			From administrative records ¹	Estimated ²
	Wholesale trade -----	2.7	2.3		Wholesale trade —Con.		
50	Durable goods -----	3.9	3.6	50	Durable goods —Con.		
				509	Miscellaneous durable goods -----	6.1	2.3
				5091	Sporting and recreational goods and supplies -----	4.3	2.5
				5092	Toys and hobby goods and supplies -----	8.5	2.0
501	Motor vehicles and motor vehicle parts and supplies -----	2.2	2.7	5093	Scrap and waste materials -----	27.3	3.9
5012	Automobiles and other motor vehicles -----	1.8	1.1	5094	Jewelry, watches, precious stones, and precious metals -----	1.7	.9
5013	Motor vehicle supplies and new parts -----	2.8	8.0	5099	Durable goods, n.e.c. -----	1.7	2.0
5014	Tires and tubes -----	2.6	5.1				
5015	Motor vehicle parts, used -----	10.8	8.4	51	Nondurable goods -----	1.6	1.2
502	Furniture and homefurnishings -----	3.1	4.3	511	Paper and paper products -----	1.7	3.9
5021	Furniture -----	1.8	5.9	5111	Printing and writing paper -----	.1	1.8
5023	Homefurnishings -----	4.2	3.1	5112	Stationery and office supplies -----	3.1	3.9
				5113	Industrial and personal service paper -----	2.5	7.6
503	Lumber and other construction materials -----	5.8	1.5	512	Drugs, drug proprietaries, and druggists' sundries -----	.6	.5
5031	Lumber, plywood, millwork, and wood panels -----	5.5	1.2	5122	Drugs, drug proprietaries, and druggists' sundries -----	.6	.5
5032	Brick, stone, and related construction materials -----	5.0	9.0	513	Apparel, piece goods, and notions -----	1.0	1.3
5033	Roofing, siding, and insulation materials -----	2.6	1.2	5131	Piece goods, notions, and other dry goods -----	(D)	(D)
5039	Construction materials, n.e.c. -----	17.9	8.2	5136	Men's and boys' clothing and furnishings -----	(D)	(D)
504	Professional and commercial equipment and supplies -----	2.8	5.8	5137	Women's, children's, and infants' clothing and accessories -----	.8	.4
5043	Photographic equipment and supplies -----	(D)	(D)	5139	Footwear -----	(D)	(D)
5044	Office equipment -----	2.1	5.4	514	Groceries and related products -----	2.3	1.4
5045	Computers and computer peripheral equipment and software -----	2.3	7.9	5141	Groceries, general line -----	(D)	.8
5046	Commercial equipment, n.e.c. -----	4.5	5.5	5142	Packaged frozen foods -----	.6	.8
5047	Medical, dental, and hospital equipment and supplies -----	2.3	.8	5143	Dairy products, except dried or canned -----	.4	5.3
5048	Ophthalmic goods -----	1.9	2.8	5144	Poultry and poultry products -----	(D)	(D)
5049	Professional equipment and supplies, n.e.c. -----	(D)	(D)	5145	Confectionery -----	7.0	1.0
505	Metals and minerals, except petroleum -----	3.7	3.8	5146	Fish and seafoods -----	3.5	1.4
5051	Metals service centers and offices -----	3.2	3.9	5147	Meats and meat products -----	20.7	2.5
5052	Coal and other minerals and ores -----	15.4	—	5148	Fresh fruits and vegetables -----	3.1	5.5
				5149	Groceries and related products, n.e.c. -----	(D)	(D)
506	Electrical goods -----	3.1	6.5	515	Farm-product raw materials -----	.1	.3
5063	Electrical apparatus and equipment, wiring supplies, and construction materials -----	3.7	4.8	5153	Grain and field beans -----	.1	—
5064	Electrical appliances, television and radio sets -----	4.6	4.8	5154	Livestock -----	.8	7.8
5065	Electronic parts and equipment, n.e.c. -----	2.0	8.8	5159	Farm-product raw materials, n.e.c. -----	2.3	2.4
507	Hardware, and plumbing and heating equipment and supplies -----	1.6	2.7	516	Chemicals and allied products -----	1.5	1.8
5072	Hardware -----	2.4	2.3	5162	Plastics materials and basic forms and shapes -----	1.0	3.3
5074	Plumbing and heating equipment and supplies (hydronics) -----	1.1	3.2	5169	Chemicals and allied products, n.e.c. -----	1.6	1.5
5075	Warm air heating and air-conditioning equipment and supplies -----	.8	3.2	517	Petroleum and petroleum products -----	3.4	1.0
5078	Refrigeration equipment and supplies -----	1.1	—	5171	Petroleum bulk stations and terminals -----	3.2	.9
				5172	Petroleum and petroleum products wholesalers, except bulk stations and terminals -----	4.8	1.6
508	Machinery, equipment, and supplies -----	4.5	7.1	518	Beer, wine, and distilled alcoholic beverages -----	2.0	.9
5082	Construction and mining (except petroleum) machinery and equipment -----	8.4	6.6	5181	Beer and ale -----	1.7	.8
5083	Farm and garden machinery and equipment -----	3.1	2.3	5182	Wine and distilled alcoholic beverages -----	3.5	1.6
5084	Industrial machinery and equipment -----	4.8	7.2	519	Miscellaneous nondurable goods -----	2.1	2.3
5085	Industrial supplies -----	2.1	10.7	5191	Farm supplies -----	2.8	5.0
5087	Service establishment equipment and supplies -----	6.3	8.0	5192	Books, periodicals, and newspapers -----	.9	2.3
5088	Transportation equipment and supplies, except motor vehicles -----	2.6	2.6	5193	Flowers, nursery stock, and florists' supplies -----	8.0	3.6
				5194	Tobacco and tobacco products -----	.8	—
				5198	Paints, varnishes, and supplies -----	1.8	.3
				5199	Nondurable goods, n.e.c. -----	1.5	.3

¹Includes sales information obtained from administrative records of other Federal agencies.

²Includes sales information which was imputed based on historic company ratios or administrative records, or on industry averages.

Appendix F. Geographic Notes

OREGON

Albany is in Benton and Linn Counties.

Lake Oswego is in Clackamas, Multnomah, and Washington Counties.

Milwaukie is in Clackamas and Multnomah Counties.

Portland is in Clackamas, Multnomah, and Washington Counties.

Salem is in Marion and Polk Counties.

Tualatin is in Clackamas and Washington Counties.

Wilsonville is in Clackamas and Washington Counties.

Appendix G.

Establishments in Business Any Time During Year and Establishments in Business at End of Year for the State: 1992 and 1987

[For meaning of abbreviations and symbols, see introductory text. For explanation of terms and comparability of 1987 and 1992 censuses, see appendix A]

SIC code	Kind of business	Establishments in business —			
		Any time during year		At end of year	
		1992	1987	1992	1987
	Wholesale trade	6 455	5 952	6 046	5 594
50	Durable goods	4 268	3 885	3 988	3 651
501	Motor vehicles and automotive parts and supplies	655	653	610	610
5012	Automobiles and other motor vehicles	104	82	92	73
5013	Motor vehicle supplies and new parts	358	398	335	379
5014	Tires and tubes	66	59	63	54
5015	Motor vehicle parts, used	127	114	120	104
502	Furniture and homefurnishings	180	124	175	119
5021	Furniture	67	56	63	54
5023	Homefurnishings	113	68	112	65
503	Lumber and other construction materials	487	453	451	423
5031	Lumber, plywood, millwork, and wood panels	336	322	315	307
5032	Brick, stone, and related construction materials	44	34	36	29
5033	Roofing, siding, and insulation materials	50	48	50	44
5039	Construction materials, n.e.c.	57	49	50	43
504	Professional and commercial equipment and supplies	589	543	545	498
5043	Photographic equipment and supplies	14	9	14	8
5044	Office equipment	114	161	107	142
5045	Computers and computer peripheral equipment and software	228	163	203	151
5046	Commercial equipment, n.e.c.	74	68	71	64
5047	Medical, dental, and hospital equipment and supplies	96	85	92	79
5048	Ophthalmic goods	25	23	22	22
5049	Professional equipment and supplies, n.e.c.	38	34	36	32
505	Metals and minerals, except petroleum	110	103	106	98
5051	Metals service centers and offices	107	100	103	95
5052	Coal and other minerals and ores	3	3	3	3
506	Electrical goods	484	439	454	414
5063	Electrical apparatus and equipment, wiring supplies, and construction materials	247	216	232	203
5064	Electrical appliances, television and radio sets	35	31	35	30
5065	Electronic parts and equipment, n.e.c.	202	192	187	181
507	Hardware, and plumbing and heating equipment and supplies	297	265	279	251
5072	Hardware	120	102	112	99
5074	Plumbing and heating equipment and supplies (hydronics)	110	102	105	93
5075	Warm air heating and air-conditioning equipment and supplies	49	44	46	42
5078	Refrigeration equipment and supplies	18	17	16	17
508	Machinery, equipment, and supplies	1 029	956	959	909
5082	Construction and mining (except petroleum) machinery and equipment	106	77	96	74
5083	Farm and garden machinery and equipment	137	152	133	141
5084	Industrial machinery and equipment	353	342	324	326
5085	Industrial supplies	271	241	253	235
5087	Service establishment equipment and supplies	104	107	100	99
5088	Transportation equipment and supplies, except motor vehicles	58	37	53	34
509	Miscellaneous durable goods	437	349	409	329
5091	Sporting and recreational goods and supplies	103	74	100	71
5092	Toys and hobby goods and supplies	33	21	31	19
5093	Scrap and waste materials	112	104	104	99
5094	Jewelry, watches, precious stones, and precious metals	32	32	29	29
5099	Durable goods, n.e.c.	157	118	145	111
51	Nondurable goods	2 187	2 067	2 058	1 943
511	Paper and paper products	234	201	221	190
5111	Printing and writing paper	33	29	33	27
5112	Stationery and office supplies	149	127	138	120
5113	Industrial and personal service paper	52	45	50	43
512	Drugs, drug proprietaries, and druggists sundries	73	48	68	44
5122	Drugs, drug proprietaries, and druggists sundries	73	48	68	44
513	Apparel, piece goods, and notions	99	87	95	80
5131	Piece goods, notions, and other dry goods	33	28	31	25
5136	Men's and boys' clothing and furnishings	29	27	29	26
5137	Women's, children's, and infants' clothing and accessories	24	21	23	18
5139	Footwear	13	11	12	11

SIC code	Kind of business	Establishments in business —			
		Any time during year		At end of year	
		1992	1987	1992	1987
51	Nondurable goods — Con.				
514	Groceries and related products	586	555	551	514
5141	Groceries, general line	68	76	63	68
5142	Packaged frozen foods	45	30	43	28
5143	Dairy products, except dried or canned	38	43	35	40
5144	Poultry and poultry products	8	9	8	8
5145	Confectionery	34	26	34	22
5146	Fish and seafoods	35	29	31	28
5147	Meats and meat products	55	64	54	60
5148	Fresh fruits and vegetables	91	106	88	101
5149	Groceries and related products, n.e.c.	212	172	195	159
515	Farm-product raw materials	102	109	97	103
5153	Grain and field beans	63	80	60	77
5154	Livestock	19	19	19	16
5159	Farm-product raw materials, n.e.c.	20	10	18	10
516	Chemicals and allied products	133	117	125	109
5162	Plastics materials and basic forms and shapes	32	27	32	25
5169	Chemicals and allied products, n.e.c.	101	90	93	84
517	Petroleum and petroleum products	267	271	257	261
5171	Petroleum bulk stations and terminals	218	215	211	210
5172	Petroleum and petroleum products wholesalers, except bulk stations and terminals	49	56	46	51
518	Beer, wine, and distilled alcoholic beverages	98	113	93	105
5181	Beer and ale	68	89	65	81
5182	Wine and distilled alcoholic beverages	30	24	28	24
519	Miscellaneous nondurable goods	595	566	551	537
5191	Farm supplies	269	284	250	268
5192	Books, periodicals, and newspapers	67	47	61	47
5193	Flowers, nursery stock, and florists' supplies	70	47	61	46
5194	Tobacco and tobacco products	13	14	13	14
5198	Paints, varnishes and supplies	41	33	40	29
5199	Nondurable goods, n.e.c.	135	141	126	133

Publication Program

1992 CENSUS OF WHOLESALE TRADE

Publications of the 1992 Census of Wholesale Trade, containing data on wholesale trade establishments with payroll in the United States, are described below. Publications order forms for specific reports may be obtained from any Department of Commerce district office or from Data User Services Division, Customer Services, Bureau of the Census, Washington, DC 20233-8300. The first results were issued in press releases. Final detailed statistics are issued in separate paperbound reports and compact disc-read only memory (CD-ROM).

Final Reports

Geographic area series—52 reports (WC92-A-1 to -52)

A separate paperbound report containing data for establishments with payroll is published for each State, the District of Columbia, and the United States. Each report presents general statistics for establishments with payroll, on number of establishments, sales, payroll, employment, operating expenses, and inventories. At the State level, data also are presented separately for the following types of wholesale operations: merchant wholesalers; manufacturers' sales branches and offices; and agents, brokers, and commission merchants. Less type-of-operation detail is shown below the State level. For States, MA's, and counties and places with 200 wholesale establishments or more, statistics are presented by kind of business. Greater kind-of-business detail is shown for larger areas. In addition, data are shown for all places with 2,500 inhabitants or more and all counties (with no kind-of-business detail). For each State, the District of Columbia, and the United States, 1992 data are provided on sales and employees per establishment, sales and payroll per employee, payroll as a percent of operating expenses, and operating expenses and end-of-year inventories as percentages of sales. Comparative statistics showing percent changes in sales and payroll between 1987 and 1992 also are shown by kind of business.

Subject series—4 reports (WC92-S-1 to -4)

The *Establishment and Firm Size* report (WC92-S-1) presents data for establishments with payroll, based on size of establishment, size of company or firm, and legal form of organization. Establishment statistics are presented by sales size and by employment size; statistics for firms by sales size (including concentration by largest firms), by employment size, and by number of establishments operated (single units and multiunits). Statistics are presented by kind of business on the number of establishments, sales, payroll, and employment for the United States.

The *Measures of Value Produced, Capital Expenditures, Depreciable Assets, and Operating Expenses* report (WC92-S-2) presents data on measures of value produced, capital expenditures, depreciable assets, and operating expenses for firms with payroll

for the United States by major kinds of business. Measures of value produced include gross margin, value added, and net income produced at market prices and factor costs. Operating expenses include annual payroll, supplemental labor costs, purchased services, etc. Sales, purchases, and beginning and ending inventories data also are provided.

The *Commodity Line Sales* report (WC92-S-3) presents data on major categories of commodities sold by wholesale kinds of business for the United States. Data for 15 selected MA's and 15 selected States will be available on electronic media only. Tables present data for each kind of business and show, for each commodity line, the number of establishments handling the line and their sales of the line; the percentage of total sales of the kind of business accounted for by each of the lines carried; and, for establishments actually handling a specific line, the percentage of total sales represented by sales of that line. Summary statistics also are provided for the broad commodity line categories, including counts of establishments and the amount and percentage of the line sold by various kinds of wholesale businesses.

The *Miscellaneous Subjects* report (WC92-S-4) contains data by kind of business on employment by principal activity; sales by class of customer; inventory valuation methods; commissions and gross selling value of business conducted for others by agents and brokers; gross margins, gross profits, and their components; and on petroleum bulk stations and terminals. Data are presented for the United States as a whole; for petroleum bulk stations and terminals, States, and counties.

Electronic Media

All data included in the printed reports are available on CD-ROM. The CD-ROM's provide the same information found in the final reports as well as additional information not published in the final reports, such as commodity line sales data for States (WC92-S-3). Electronic media products are available for users who wish to summarize, rearrange, or process large amounts of data. These products, with corresponding technical documentation, are sold by Data User Services Division, Customer Services, Bureau of the Census, Washington, DC 20233-8300.

OTHER ECONOMIC CENSUS REPORTS

Data on retail trade, service industries, transportation, communications, utilities, financial, insurance, real estate, construction industries, manufactures, mineral industries, enterprise statistics, minority-owned business enterprises, and women-owned businesses also are available from the 1992 Economic Census. A separate series of reports covers the census of outlying areas: Puerto Rico, Virgin Islands of the United States, Guam, and the Northern Marianas. Separate announcements describing these reports are available free of charge from Data User Services Division, Customer Services, Bureau of the Census, Washington, DC 20233-8300.