


1992

Census of Wholesale Trade

WC92-A-37

GEOGRAPHIC AREA SERIES

Oklahoma



Acknowledgments

Many persons participated in the various activities of the 1992 Census of Wholesale Trade. The overall planning and review of the census operations were performed by the Economic Census Staff of the Economic Planning and Coordination Division.

This report was prepared in the Services Division. **Bobby E. Russell**, Assistant Chief for Census Programs, was responsible for the overall planning, management, and coordination of the census of wholesale trade. Planning and implementation were under the direction of **John R. Trimble**, Chief, Wholesale Census Branch, with primary staff assistance by **Steven L. Barron**, **John L. Vignali**, **Gary E. Swenson**, **Scott P. Handmaker**, **Daniel C. Collier**, **Barbara A. Collier**, **Cary L. Fletcher**, **Dennis R. Johnson**, and **Karen K. Sigmon**.

Systems and procedures for mailout, receipt, correspondence, data input, industry classification, other clerical processing, administrative record processing, quality control, and the associated electronic computer programs, were developed in the Economic Planning and Coordination Division.

Mailout preparation and receipt operations, clerical and analytical review activities, data keying, and geocoding review were performed by the staff of the Data Preparation Division, **Judith N. Petty**, Chief.

Geographic coding procedures and associated computer programs were developed by the staff of the Geography Division.

The computer processing systems were developed and coordinated in the Economic Statistical Methods and Programming Division, **Charles P. Pautler, Jr.**, Chief. **H. Ray Dennis**, Assistant Chief for Business Programs, was responsible for the design and implementation of the computer systems. The computer programs were prepared under the supervision of **Steven G. McCraith**, Chief, Utilities and Financial Census Branch, and **William C. Wester**, Chief, Business Census Branch, assisted by **Dennis P. Kelly**, **Barbara L. Lambert**, **Josephine S. McLaughlin**, **William D. McClain**, **David Wang**, and **David L. Sipes**.

Computer processing was performed in the Computer Services Division, **Marvin D. Raines**, Chief.

The staff of the Administrative and Publications Services Division, **Walter C. Odom**, Chief, performed planning, design, composition, editorial review, and printing planning and procurement for publications and report forms. **Gladys Rea** provided publication coordination and editing.

Special acknowledgment is also due the many businesses whose cooperation has contributed to the publication of these data.

If you have any questions concerning the statistics in this report, call 301-763-5281.

1992 Census of Wholesale Trade

WC92-A-37

GEOGRAPHIC AREA SERIES

Oklahoma

+



+



U.S. Department of Commerce
Ronald H. Brown, Secretary
David J. Barram, Deputy Secretary

Economics and Statistics Administration
Everett M. Ehrlich, Under Secretary
for Economic Affairs

BUREAU OF THE CENSUS
Martha Farnsworth Riche, Director



**Economics and Statistics
Administration**

Everett M. Ehrlich, Under Secretary
for Economic Affairs



BUREAU OF THE CENSUS

Martha Farnsworth Riche, Director
Harry A. Scarr, Deputy Director

Paula J. Schneider, Principal Associate
Director for Programs

Thomas L. Mesenbourg, Acting Associate
Director for Economic Programs

Thomas L. Mesenbourg, Assistant Director
for Economic Programs

**ECONOMIC PLANNING AND COORDINATION
DIVISION**

John P. Govoni, Chief

SERVICES DIVISION

Carole A. Ambler, Chief

Introduction to the Economic Census

PURPOSES AND USES OF THE ECONOMIC CENSUS

The economic census is the major source of facts about the structure and functioning of the Nation's economy. It provides essential information for government, business, industry, and the general public.

The economic census furnishes an important part of the framework for such composite measures as the gross domestic product, input/output measures, production and price indexes, and other statistical series that measure short-term changes in economic conditions.

Policymaking agencies of the Federal Government use the data, especially in monitoring economic activity and providing assistance to business.

State and local governments use the data to assess business activities and tax bases within their jurisdictions and to develop programs to attract business.

Trade associations study trends in their own and competing industries and keep their members informed of market changes.

Individual businesses use the data to locate potential markets and to analyze their own production and sales performance relative to industry or area averages.

AUTHORITY AND SCOPE

Title 13 of the United States Code (sections 131, 191, and 224) directs the Census Bureau to take the economic census every 5 years, covering years ending in 2 and 7. The 1992 Economic Census consists of the following eight censuses:

- Census of Retail Trade
- Census of Wholesale Trade
- Census of Service Industries
- Census of Financial, Insurance, and Real Estate Industries
- Census of Transportation, Communications, and Utilities
- Census of Manufactures
- Census of Mineral Industries
- Census of Construction Industries

Special programs also cover enterprise statistics and minority-owned and women-owned businesses. (The 1992 Census of Agriculture and 1992 Census of Governments are conducted separately.) The next economic census is scheduled to be taken in 1998 covering the year 1997.

AVAILABILITY OF THE DATA

The results of the economic census are available in printed reports for sale by the U.S. Government Printing Office and on compact discs for sale by the Census Bureau. Order forms for all types of products are available on request from Customer Services, Bureau of the Census, Washington, DC 20233-8300. A more complete description of publications being issued from this census is on the inside back cover of this document.

Census facts are also widely disseminated by trade associations, business journals, and newspapers. Volumes containing census statistics are available in most major public and college libraries. Finally, State data centers in every State as well as business and industry data centers in many States also supply economic census statistics.

WHAT'S NEW IN 1992

The 1992 Economic Census covers more of the economy than any previous census. New for 1992 are data on communications, utilities, finance, insurance, and real estate, as well as coverage of more transportation industries. The economic, agriculture, and governments censuses now collectively cover nearly 98 percent of all economic activity.

Among other changes, new 1992 definitions affect the boundaries of about a third of all metropolitan areas. Also, the Survey of Women-Owned Businesses has now been expanded to include all corporations.

HISTORICAL INFORMATION

The economic census has been taken as an integrated program at 5-year intervals since 1967 and before that for 1963, 1958, and 1954. Prior to that time, the individual subcomponents of the economic census were taken separately at varying intervals.

The economic census traces its beginnings to the 1810 Decennial Census, when questions on manufacturing were included with those for population. Coverage of economic activities was expanded for 1840 and subsequent censuses to include mining and some commercial activities. In 1902, Congress established a permanent Census Bureau and directed that a census of manufactures be taken every 5 years. The 1905 Manufactures Census was the first time a census was taken apart from the regular every-10-year population census.

The first census of business was taken in 1930, covering 1929. Initially it covered retail and wholesale trade and construction industries, but it was broadened in 1933 to include some of the service trades.

The 1954 Economic Census was the first census to be fully integrated—providing comparable census data across economic sectors, using consistent time periods, concepts, definitions, classifications, and reporting units. It was the first census to be taken by mail, using lists of firms provided by the administrative records of other Federal agencies. Since 1963, administrative records also have been used to provide basic statistics for very small firms, reducing or eliminating the need to send them census questionnaires. The Enterprise Statistics Program, which publishes combined data from the economic census, was made possible with the implementation of the integrated census program in 1954.

The range of industries covered in the economic censuses has continued to expand. The census of construction industries began on a regular basis in 1967, and the scope of service industries was broadened in 1967, 1977, and 1987. The census of transportation began in 1963 as a set of surveys covering travel, transportation of commodities, and trucks, but expanded in 1987 to cover business establishments in several transportation industries. For 1992, these statistics are incorporated into a broadened census of transportation, communications, and utilities. Also new for 1992 is the census of financial, insurance, and real estate industries. This is part of a gradual expansion in coverage of industries previously subjected to government regulation.

The Survey of Minority-Owned Business Enterprises was first conducted as a special project in 1969 and was incorporated into the economic census in 1972 along with the Survey of Women-Owned Businesses.

An economic census has also been taken in Puerto Rico since 1909, in the Virgin Islands of the United States and Guam since 1958, and in the Commonwealth of the Northern Mariana Islands since 1982.

Statistical reports from the 1987 and earlier censuses provide historical figures for the study of long-term time series and are available in some large libraries. All of the census data published since 1967 are still available for sale on microfiche from the Census Bureau.

AVAILABILITY OF MORE FREQUENT ECONOMIC DATA

While the census provides complete enumerations every 5 years, there are many needs for more frequent data as well. The Census Bureau conducts a number of monthly, quarterly, and annual surveys, with the results appearing in publication series such as Current Business Reports (retail and wholesale trade and service industries), the Annual Survey of Manufactures, Current Industrial Reports, and the Quarterly Financial Report. Most of these surveys, while providing more frequent observations, yield less kind-of-business and geographic detail than the census. The County Business Patterns program offers annual statistics on the number of establishments, employment, and payroll classified by industry within each county.

SOURCES FOR MORE INFORMATION

More information about the scope, coverage, classification system, data items, and publications for each of the economic censuses and related surveys is published in the *Guide to the 1992 Economic Census and Related Statistics*. More information on the methodology, procedures, and history of the census will be published in the *History of the 1992 Economic Census*. Contact Customer Services for information on availability.

Census of Wholesale Trade

GENERAL

The 1992 Census of Wholesale Trade, part of the 1992 Economic Census, covered wholesale trade as defined in the *Standard Industrial Classification Manual: 1987*¹ (SIC). It included all establishments with one or more paid employees primarily engaged in selling merchandise to retailers; other wholesalers; or industrial, commercial, institutional, farm, or professional users. Companies selling products to which they have title, as well as those acting as agents or brokers in buying or selling merchandise to others, are included. The census excluded governmental organizations classified in the covered industries except for wholesale liquor establishments operated by State and local governments.

The basic tabulations in this report do not include data for establishments which are "auxiliary" (primary function is providing a service, such as warehouses) to other establishments within the same organization. Data for auxiliaries are presented in a subsequent report issued as part of the 1992 Enterprise Statistics reports.

Wholesale firms without employees are excluded from the census. In the census of retail trade, the sales of firms with no paid employees are derived from administrative records of other Federal agencies rather than from a direct canvass. These sources proved impractical for wholesale firms without paid employees. In the census of wholesale trade, the sales value is the gross volume of business conducted. Firms which operated wholly or partly on a commission basis must provide both the gross volume of business conducted and commission receipts on census forms. Agents and brokers do not report to other Federal agencies the gross selling value of goods. Moreover, administrative records make no distinction between commission receipts and sales of products by wholesalers.

Appendix A gives a more detailed explanation of census coverage and methodology.

CENSUS DISCLOSURE RULES

In accordance with Federal law governing census reports, no data are published that would disclose the operations of an individual establishment or business. However, the number of establishments in a kind-of-business

classification is not considered a disclosure, therefore, this information may be released even though other information is withheld.

GEOGRAPHIC AREAS COVERED

This report series presents data for the following areas:

1. The United States as a whole.
2. Each State and the District of Columbia
3. Each consolidated metropolitan statistical area (CMSA) and primary metropolitan statistical area (PMSA) defined by the Office of Management and Budget (OMB) as of June 30, 1993. A CMSA is an area used to facilitate the presentation and analysis of data for large concentrations of metropolitan populations. It includes two or more contiguous PMSA's which have a population of at least 1,000,000² and which meet specific criteria of urban character and of social and economic integration.
4. Each metropolitan statistical area (MSA) defined by the OMB as of June 30, 1993. An MSA is an integrated economic and social unit with a population nucleus of at least 50,000 inhabitants.² Each MSA consists of one or more counties meeting standards of metropolitan character; in New England, cities and towns rather than counties are the component geographic units.
5. The area within the State outside metropolitan areas (MA's).
6. Each county or county equivalent.³ Counties are the primary divisions of States, except in Louisiana where they are called parishes and in Alaska where they are called boroughs and census areas. Maryland, Missouri, Nevada, and Virginia have one place or more that is independent of any county organization and constitutes primary divisions of their States. These places are treated as counties and as places.
7. Each consolidated city.³ Consolidated cities are consolidated governments which consists of separately incorporated municipalities.
8. Each municipality of 2,500 inhabitants or more incorporated as a city, borough, village, or town.^{2 3}

¹*Standard Industrial Classification Manual: 1987*. For sale by Superintendent of Documents, U.S. Government Printing Office, Washington, DC 20402. Stock No. 041-001-00314-2.

²According to 1990 Census of Population or subsequent special census.

³Those defined as of January 1, 1992.

For the economic census, boroughs and census areas in Alaska, and boroughs in New York, are not included in this category.

9. Special economic urban areas (SEUA's), which include townships in Michigan, New Jersey, and Pennsylvania and towns in New York, Wisconsin, and the six New England States with 10,000 inhabitants or more.⁴

DOLLAR VALUES

All dollar values presented in this report are expressed in current dollars, i.e., 1992 data are expressed in 1992 dollars and 1987 data in 1987 dollars. Consequently, when making comparisons to prior years, users of the data should consider the inflation that has occurred

RELIABILITY OF DATA

All data compiled in this report originated from either census questionnaires or administrative records of other Federal agencies and, therefore, are not subject to sampling errors. However, the data are subject to nonsampling errors. Nonsampling errors can be attributed to many sources: inability to identify all cases in the actual universe; definition and classification difficulties; differences in the interpretation of questions; errors in recording or coding the data obtained; and other errors of collection, response, coverage, and estimation for missing or misreported data.

The accuracy of these tabulated data is determined by the joint effects of the various nonsampling errors. No direct measurement of these effects has been obtained except for estimation for missing or misreported data; however, precautionary steps were taken in all phases of the collection, processing, and tabulation of the data in an effort to minimize the effects of nonsampling errors.

The Census Bureau obtains on computer tape limited information extracted from administrative records of other Federal agencies. This information is used in conjunction with other information available to the Census Bureau to develop estimates for nonemployers, small employers, and other establishments for which responses were not received in time for publication. For an indication of the extent that data included in these reports were obtained from the administrative records of other Federal agencies and from estimation, rather than reports directly from respondents, see appendix E. Also, see appendix A for a more detailed explanation of census coverage and methodology.

SPECIAL TABULATIONS

Special tabulations of data collected in the 1992 Census of Wholesale Trade may be obtained, depending on availability of time and personnel, on diskette, computer tape,

⁴According to 1990 Census of Population or subsequent special census.

or in tabular form. The data will be in summary form and subject to the same rules prohibiting disclosure of confidential information (including name, address, kind of business, or other data for individual business establishments or companies) as are the regular publications.

Special tabulations are prepared on a cost basis. A request for a cost estimate, as well as exact specifications on the type and format of the data to be provided, should be directed to the Chief, Services Division, Bureau of the Census, Washington, DC 20233.

To discuss a special tabulation before submitting specifications, call 1-800-541-8345.

ABBREVIATIONS AND SYMBOLS

The following abbreviations and symbols are used in this publication:

–	Represents zero.
(D)	Withheld to avoid disclosing data for individual companies; data are included in broader kind-of-business totals.
(IC)	Independent city.
(NA)	Not available.
(NC)	Not comparable.
(X)	Not applicable.
CMSA	Consolidated metropolitan statistical area.
MA	Metropolitan area.
MSA	Metropolitan statistical area.
n.e.c.	Not elsewhere classified.
PMSA	Primary metropolitan statistical area.
pt.	Part.
r	Revised.
SEUA	Standard economic urban area.
SIC	Standard Industrial Classification.

The following symbols are used in this publication to show employment size ranges for employment data that has been withheld to avoid disclosing data for individual companies (employment size range codes are provided for the first time in the 1992 Economic Census):

Symbol	Employment size
AA	0—19
BB	20—99
CC	100—249
EE	250—499
FF	500—999
GG	1,000—2,499
HH	2,500—4,999
II	5,000—9,999
JJ	10,000—24,999
KK	25,000—49,999
LL	50,000—99,999
MM	100,000 or more

Users' Guide for Locating Statistics in This Report by Table Number

Information shown in tables	Table									
	1	2	3	4	5	6	7	8	9	10
GEOGRAPHIC AREAS										
The State	X	X	X						X	X
Metropolitan Areas (MA's) in the State.....							X			
Area of the State not in any MA								X		
Counties in the State				X						X
Places in the State				² X	¹ X	¹ X			² X	
DATA ITEMS³										
Establishments.....	X		X	⁴ X	⁴ X	⁴ X	⁴ X	⁴ X		
Sales	X		X	⁴ X	⁴ X	⁴ X	⁴ X	⁴ X	X	X
Annual payroll	X		X	⁴ X	⁴ X	⁴ X	⁴ X	⁴ X		
First-quarter payroll.....	X									
Paid employees for pay period including March 12, 1992	X		X	⁵ X	⁵ X	⁵ X	⁵ X	⁵ X		
Inventories	X									
Operating expenses	X									
Sales per establishment.....		X								
Sales per employee		X								
Annual payroll per employee.....		X								
Annual payroll as a percent of operating expenses.....		X								
Employees per establishment.....		X								
Operating expenses as a percent of sales		X								
End-of-year inventories as a percent of sales....		X								
1987 to 1992 comparative statistics (sales, payroll, etc.).....			X							
Counties ranked by volume of sales										X
Places ranked by volume of sales.....									² X	

¹Includes areas with 200 wholesale establishments or more.

²Includes places with 2,500 inhabitants or more, according to the 1990 Census of Population.

³See Explanation of Terms, appendix A.

⁴Manufacturers' sales branches and offices, and agents, brokers, and commission merchants are combined and displayed as "other types of operation."

⁵Presented for total and merchant wholesalers only.

Users' Guide for Locating Statistics in the 1992 Census of Wholesale Trade Reports

Report and geographic area	Information shown in reports by kind of business or industry category										
	Number of establishments	Sales (\$1,000)	Payroll (\$1,000)	Number of employees	Inventories (\$1,000)	Operating expenses (\$1,000)	Commodity line sales (\$1,000)	Sales size and employment size ¹	Legal form of organization	Petroleum bulk stations and terminals	Selected topics
GEOGRAPHIC AREA SERIES											
United States	X	X	X	X	X	X	X				
State	X	X	X	X	X	X	X				
MA	X	X	X	X	X						
County	X	X	X	X	X						
Place	X	X	X	X	X						
ESTABLISHMENT AND FIRM SIZE (INCLUDING LEGAL FORM OF ORGANIZATION)											
United States	X	X	² X	² X	² X	² X		X	X		
MEASURES OF VALUE PRODUCED, CAPITAL EXPENDITURES, DEPRECIABLE ASSETS, AND OPERATING EXPENSES											
United States ²		X	X		X	X			X		³ X
COMMODITY LINE SALES											
United States	X	X					X				
State ⁴	X	X					X				
MA ⁴	X	X					X				
MISCELLANEOUS SUBJECTS											
United States	X	X	X	X	X	X				X	⁵ X
State					X	X				X	
County					X	X				X	

¹Establishments and firms.

²Merchant wholesalers only.

³Value produced, capital expenditures, depreciable assets, and selected operating expenses detail.

⁴Available on CD ROM only.

⁵Class of customer; employment by principal activity; detailed type of operation; inventory detail; commissions of agents and brokers; and gross margins, gross profits, and their components of merchant wholesalers.

Contents

Oklahoma

[Page numbers listed here omit the prefix that appears as part of the number of each page]

	Page
Introduction to the Economic Census	III
Census of Wholesale Trade	V
Users' Guide for Locating Statistics in This Report by Table Number	VII
Users' Guide for Locating Statistics in the 1992 Census of Wholesale Trade Reports ...	VIII
Summary of Findings	2

FIGURES

1. Percent of Wholesale Sales by Type of Operation: 1992 and 1987	3
2. Wholesale Sales by Industry Group: 1992 and 1987	4
3. Wholesale Employment by Industry Group: 1992 and 1987	5
Maps	6

TABLES

1. Summary Statistics for the State: 1992	9
2. Selected Ratios for the State: 1992	13
3. Comparative Statistics for the State: 1992 and 1987	16
4. Summary Statistics for Counties and for Places With 2,500 Inhabitants or More: 1992	19
5. Summary Statistics for Places With 200 Establishments or More: 1992	23
6. Summary Statistics for Counties With 200 Establishments or More: 1992	26
7. Summary Statistics for Metropolitan Areas: 1992	29
8. Summary Statistics for the Area Outside Metropolitan Areas: 1992	33
9. Places With 2,500 Inhabitants or More Ranked by Volume of Sales: 1992	35
10. Counties Ranked by Volume of Sales: 1992	36

APPENDIXES

A. General Explanation	A-1
B. Sample Report Form and Instructions	B-1
C. Kind-of-Business Titles and Reporting-Form Numbers	C-1
D. Metropolitan Areas	D-1
E. Percent of Sales Data Based on Administrative Records and Estimation for the State: 1992	E-1
F. Geographic Notes	F-1
G. Establishments in Business Any Time During Year and Establishments in Business at End of Year for the State: 1992 and 1987	G-1

Publication Program

Inside back cover

Summary of Findings

Oklahoma had 5,993 wholesale establishments in 1992 with \$26.4 billion in sales. This represents a .3 percent increase in wholesale establishments and a 30.5 percent increase in sales over 1987 according to the 1992 Census of Wholesale Trade conducted by the Bureau of the Census, U.S. Department of Commerce.

Merchant wholesalers accounted for 86.5 percent or 5,181 of the total establishments and 63.2 percent or \$16.7 billion of the total sales in 1992 compared with 84.6 percent of the establishments and 73.6 percent of the sales in 1987. Manufacturers' sales branches and offices with 456 establishments and \$6.7 billion in sales and agents, brokers, and commission merchants with 356 establishments and \$3.1 billion in sales made up the rest of the wholesale trade total in 1992.

Petroleum bulk stations and terminals were the largest group of wholesalers by kind of business in terms of sales with \$5.0 billion followed by general-line groceries wholesalers with \$1.9 billion and petroleum products wholesalers except bulk stations and terminals with \$1.9 billion. Out of 69 kind of business groups, these three accounted for 33.6 percent of the total sales in the State.

Annual payroll for all wholesalers in the State was up from \$1.1 billion in 1987 to \$1.4 billion in 1992. Merchant wholesalers had annual payroll of \$1.1 billion in 1992 while manufacturers' sales branches and offices recorded \$219.7 million and agents, brokers, and commission merchants had \$54.1 million.

Employment by all wholesalers in Oklahoma as of mid-March 1992 was 57,902, an increase of 5.4 percent since 1987. Merchant wholesalers with 48,287 employees accounted for 83.4 percent of the total wholesale employment in 1992 compared with 83.0 percent in 1987.

Inventories of \$1.8 billion were held at wholesale establishments in the State at the end of 1992. Merchant wholesalers held 89.3 percent of these inventories while manufacturers' sales branches and sales offices held 10.6 percent and agent, brokers, and commission merchants held .1 percent. Inventories of all wholesalers decreased during 1992 by 1.1 percent while those of merchant wholesalers decreased .7 percent.

Payroll per employee in the State averaged \$24.1 thousand for all wholesalers in 1992, an increase of 18.6 percent since 1987. Merchant wholesalers averaged \$23.3 thousand per employee while manufacturers' sales branches and offices was \$33.7 thousand and agents, brokers, and commission merchants were \$17.5 thousand in 1992.

Annual payroll as a percent of operating expenses for all wholesalers increased from 48.3 percent in 1987 to 49.5 percent in 1992. The ratio for merchant wholesalers was 49.1 percent; for manufacturers' sales branches and offices it was 51.3 percent; and for agents, brokers and commission merchants it was 52.3 percent.

Figure 1. **Percent of Wholesale Sales by Type of Operation: 1992 and 1987**
(Percents may not add to 100 because of rounding. For meaning of abbreviations and symbols, see introductory text)

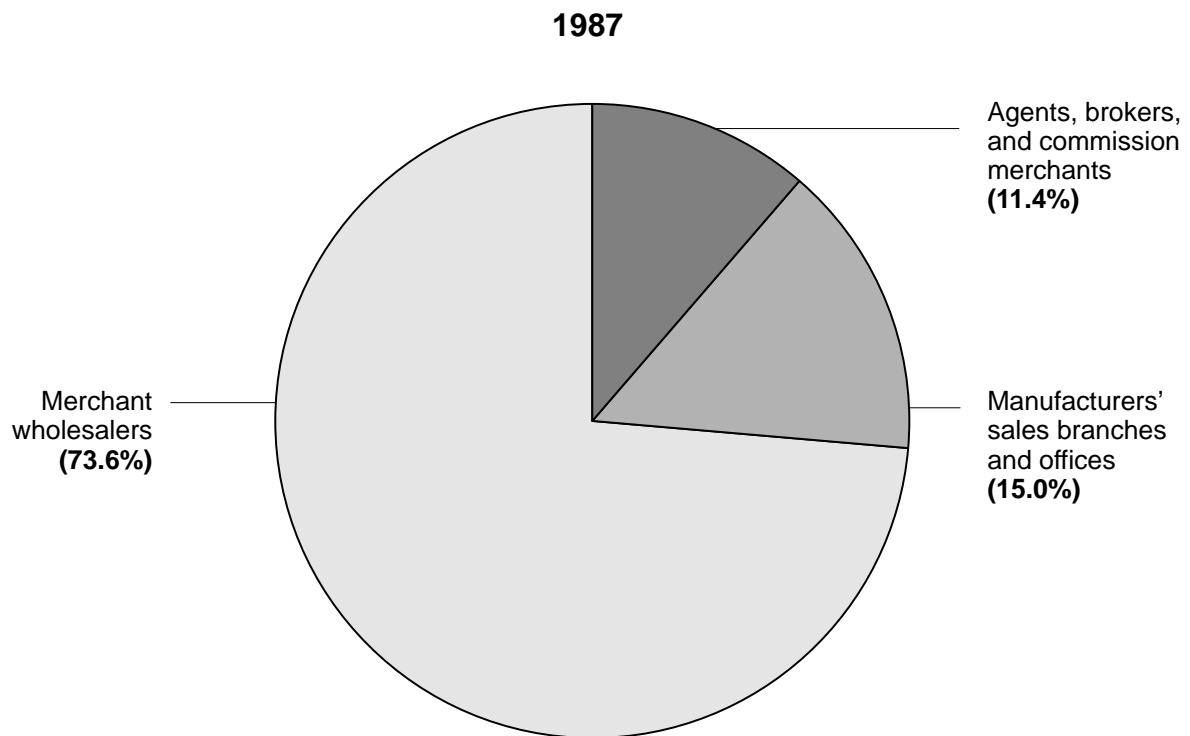
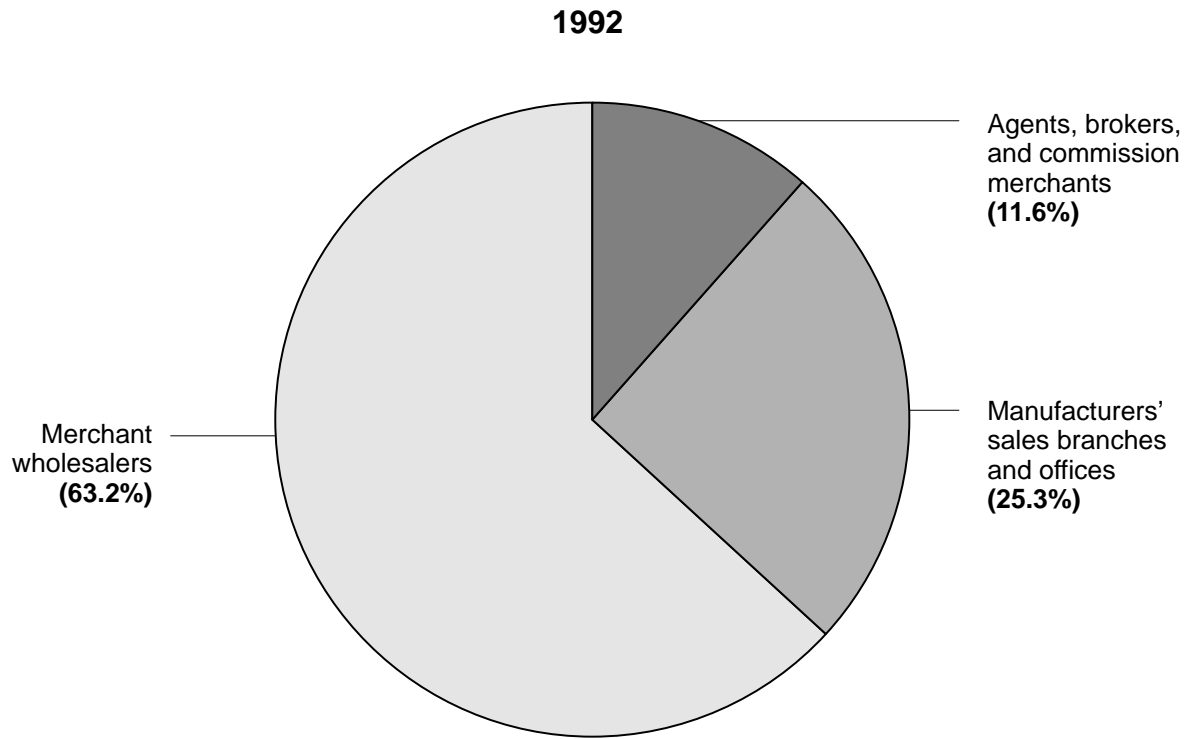




Figure 2. **Wholesale Sales by Industry Group: 1992 and 1987**
(Millions of dollars. For meaning of abbreviations and symbols, see introductory text)

1992 
1987 

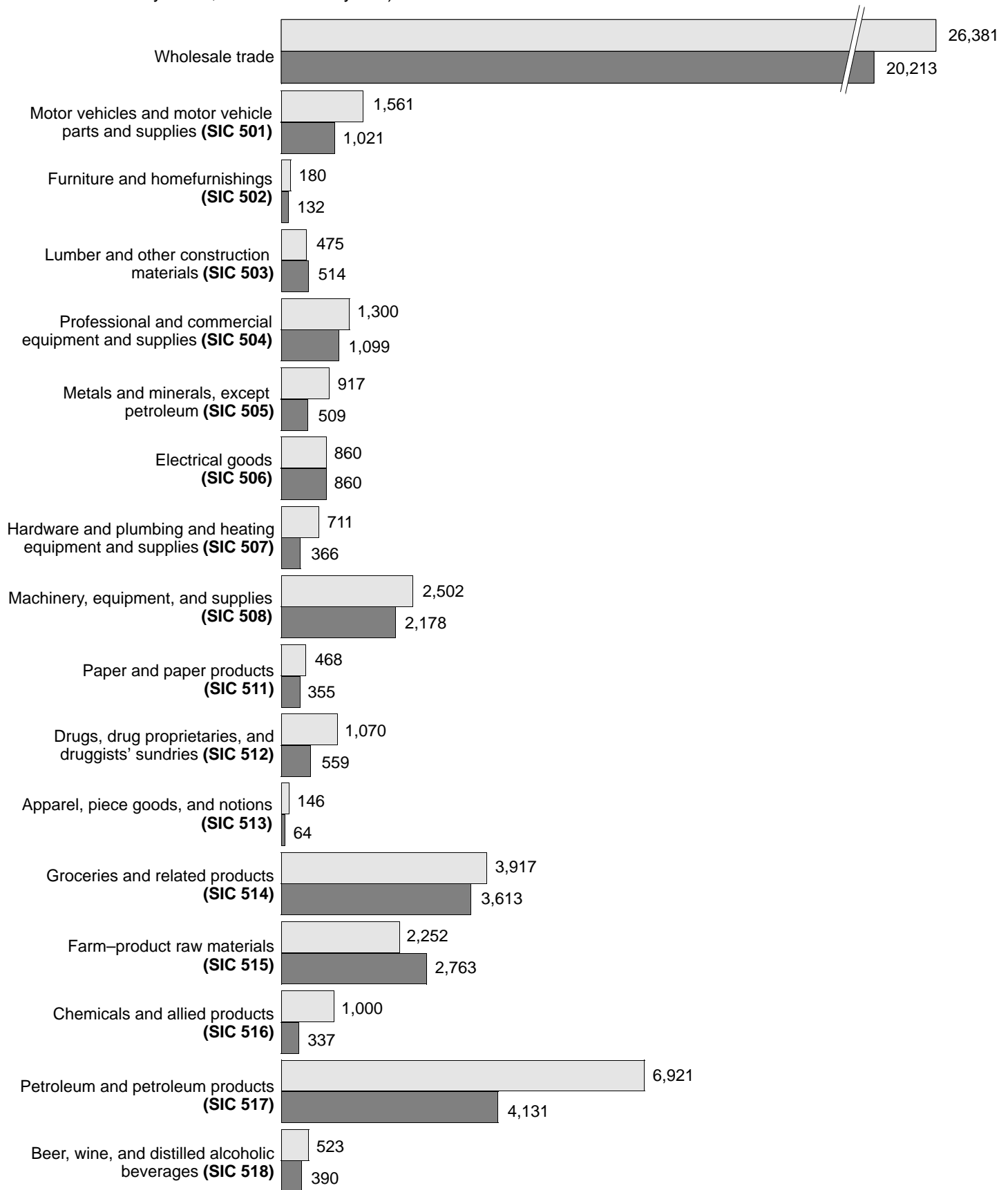




Figure 3. **Wholesale Employment by Industry Group: 1992 and 1987**
 (Number. For meaning of abbreviations and symbols, see introductory text)

1992 
 1987 

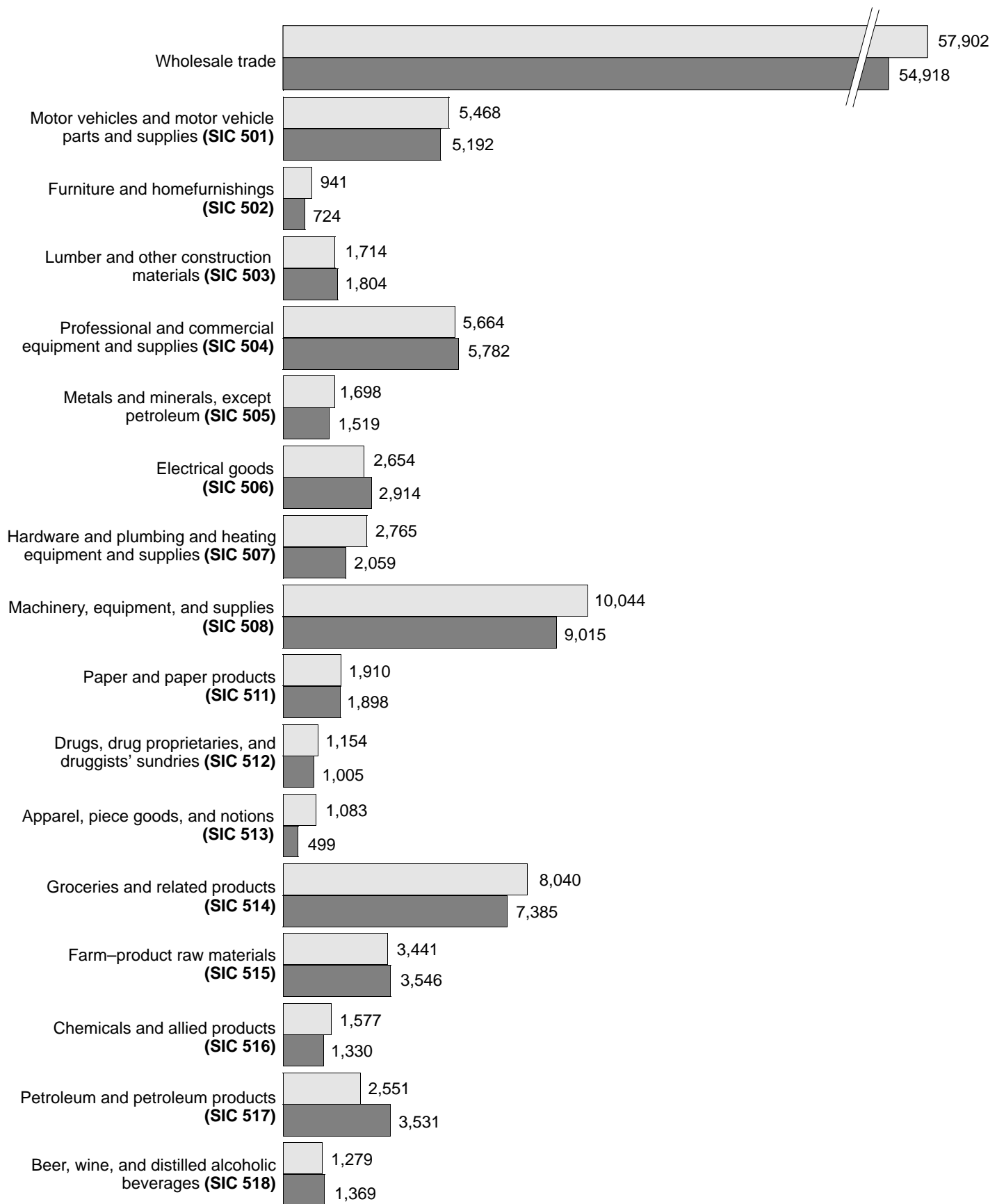




Table 1. Summary Statistics for the State: 1992 —Con.

[For meaning of abbreviations and symbols, see introductory text. For explanation of terms and comparability of 1987 and 1992 censuses, see appendix A]

SIC code	Type of operation and kind of business	Estab-lish-ments (number)	Sales (\$1,000)	Annual payroll (\$1,000)	First-quarter payroll (\$1,000)	Paid employees for pay period including March 12 (number)	Operating expenses (\$1,000)	End-of-1991 inventories (\$1,000)	End-of-1992 inventories (\$1,000)
TYPES OF OPERATION BY KIND OF BUSINESS —Con.									
Merchant wholesalers —Con.									
50	Durable goods —Con.								
507	Hardware, and plumbing and heating equipment and supplies -----	252	611 583	75 189	17 976	2 557	138 782	65 224	66 985
5072	Hardware -----	77	305 084	44 613	10 792	1 283	80 668	18 388	18 336
5074	Plumbing and heating equipment and supplies (hydronics) -----	95	166 643	14 654	3 602	623	27 685	24 880	24 672
5075	Warm air heating and air-conditioning equipment and supplies -----	61	110 209	12 088	2 595	465	23 080	18 104	20 634
5078	Refrigeration equipment and supplies -----	19	29 647	3 834	987	186	7 349	3 852	3 343
508	Machinery, equipment, and supplies -----	1 137	2 000 074	224 125	53 629	8 665	435 415	465 381	450 278
5082	Construction and mining (except petroleum) machinery and equipment -----	56	(D)	(D)	(D)	FF	(D)	(D)	(D)
5083	Farm and garden machinery and equipment -----	190	289 206	26 375	5 964	1 448	53 802	96 705	90 227
5084	Industrial machinery and equipment -----	537	872 415	103 244	24 693	3 577	198 219	211 349	204 427
5085	Industrial supplies -----	210	426 536	47 496	11 793	1 789	95 225	61 526	64 134
5087	Service establishment equipment and supplies -----	100	(D)	(D)	(D)	FF	(D)	(D)	(D)
5088	Transportation equipment and supplies, except motor vehicles -----	44	92 894	9 637	1 952	328	18 488	11 534	12 177
509	Miscellaneous durable goods -----	235	302 336	39 725	8 403	1 932	89 667	35 431	37 923
5091	Sporting and recreational goods and supplies -----	45	55 260	5 802	1 324	353	12 714	7 151	7 838
5092	Toys and hobby goods and supplies -----	14	35 203	3 294	551	142	8 387	4 926	7 054
5093	Scrap and waste materials -----	92	140 713	21 452	4 454	1 017	48 419	9 999	8 771
5094	Jewelry, watches, precious stones, and precious metals -----	33	(D)	(D)	(D)	CC	(D)	(D)	(D)
5099	Durable goods, n.e.c. -----	51	(D)	(D)	(D)	CC	(D)	(D)	(D)
51	Nondurable goods -----	1 854	10 348 631	438 111	104 154	19 988	943 767	598 454	616 195
511	Paper and paper products -----	174	407 180	39 709	10 381	1 765	76 360	30 810	35 327
5111	Printing and writing paper -----	25	(D)	(D)	(D)	EE	(D)	(D)	(D)
5112	Stationery and office supplies -----	120	184 754	19 558	5 087	1 060	38 437	14 044	16 662
5113	Industrial and personal service paper -----	29	(D)	(D)	(D)	EE	(D)	(D)	(D)
512	Drugs, drug proprietaries, and druggists' sundries -----	43	(D)	(D)	(D)	GG	(D)	(D)	(D)
5122	Drugs, drug proprietaries, and druggists' sundries -----	43	(D)	(D)	(D)	GG	(D)	(D)	(D)
513	Apparel, piece goods, and notions -----	78	143 527	21 007	4 909	1 080	47 868	21 742	25 645
5131	Piece goods, notions, and other dry goods -----	20	(D)	(D)	(D)	FF	(D)	(D)	(D)
5136	Men's and boys' clothing and furnishings -----	26	(D)	(D)	(D)	EE	(D)	(D)	(D)
5137	Women's, children's, and infants' clothing and accessories -----	30	29 996	4 702	1 163	216	11 166	2 916	3 648
5139	Footwear -----	2	(D)	(D)	(D)	AA	(D)	(D)	(D)
514	Groceries and related products -----	263	2 862 021	140 256	33 504	5 728	268 350	150 822	157 240
5141	Groceries, general line -----	37	1 773 814	65 216	16 425	2 403	110 672	112 652	112 069
5142	Packaged frozen foods -----	23	421 604	28 931	6 121	1 115	62 310	17 889	21 211
5143	Dairy products, except dried or canned -----	16	18 148	1 685	430	110	3 994	541	353
5144	Poultry and poultry products -----	11	(D)	(D)	(D)	CC	(D)	(D)	(D)
5145	Confectionery -----	18	12 175	1 366	312	110	3 038	669	822
5146	Fish and seafoods -----	7	(D)	(D)	(D)	BB	(D)	(D)	(D)
5147	Meats and meat products -----	35	133 197	11 410	3 036	459	19 227	3 062	5 434
5148	Fresh fruits and vegetables -----	42	(D)	(D)	(D)	FF	(D)	(D)	(D)
5149	Groceries and related products, n.e.c. -----	74	330 381	18 026	3 936	817	39 661	12 910	13 937
515	Farm-product raw materials -----	228	1 131 948	40 733	9 785	2 193	98 195	94 058	90 882
5153	Grain and field beans -----	178	(D)	(D)	(D)	GG	(D)	(D)	(D)
5154	Livestock -----	32	92 539	2 372	632	402	5 752	2 165	3 516
5159	Farm-product raw materials, n.e.c. -----	18	(D)	(D)	(D)	CC	(D)	(D)	(D)
516	Chemicals and allied products -----	166	558 943	27 335	6 445	1 038	60 894	18 223	17 535
5162	Plastics materials and basic forms and shapes -----	28	29 718	4 995	1 173	217	9 331	2 899	2 713
5169	Chemicals and allied products, n.e.c. -----	138	529 225	22 340	5 272	821	51 563	15 324	14 822
517	Petroleum and petroleum products -----	358	2 732 270	51 524	12 278	2 396	137 398	54 940	50 972
5171	Petroleum bulk stations and terminals -----	231	1 051 163	31 651	7 679	1 626	86 814	36 121	36 850
5172	Petroleum and petroleum products wholesalers, except bulk stations and terminals -----	127	1 681 107	19 873	4 599	770	50 584	18 819	14 122
518	Beer, wine, and distilled alcoholic beverages -----	60	397 804	24 701	5 421	944	56 938	29 003	30 139
5181	Beer and ale -----	50	211 734	18 901	4 183	677	43 462	9 791	9 130
5182	Wine and distilled alcoholic beverages -----	10	186 070	5 800	1 238	267	13 476	19 212	21 009
519	Miscellaneous nondurable goods -----	484	(D)	(D)	(D)	HH	(D)	(D)	(D)
5191	Farm supplies -----	288	655 154	31 377	7 284	1 744	72 004	48 161	50 452
5192	Books, periodicals, and newspapers -----	26	99 252	7 033	1 707	365	15 932	33 681	28 326
5193	Flowers, nursery stock, and florists' supplies -----	32	(D)	(D)	(D)	EE	(D)	(D)	(D)
5194	Tobacco and tobacco products -----	23	216 173	9 502	2 338	476	19 056	15 818	16 160
5198	Paints, varnishes, and supplies -----	20	19 368	3 218	679	157	6 368	2 047	2 063
5199	Nondurable goods, n.e.c. -----	95	(D)	(D)	(D)	FF	(D)	(D)	(D)
Manufacturers' sales branches and sales offices -----									
50	Durable goods -----	273	1 435 298	139 744	35 587	3 538	256 630	134 575	122 036
501	Motor vehicles and motor vehicle parts and supplies -----	23	77 587	7 621	1 742	254	13 237	11 989	11 339
502	Furniture and homefurnishings -----	3	(D)	(D)	(D)	AA	(D)	(D)	(D)
503	Lumber and other construction materials -----	26	61 400	5 515	1 419	211	11 605	6 245	5 539
504	Professional and commercial equipment and supplies -----	41	600 089	71 998	18 157	1 518	133 268	41 758	45 102
505	Metals and minerals, except petroleum -----	14	209 287	3 885	1 160	103	8 333	6 488	4 975
506	Electrical goods -----	31	126 634	6 607	1 747	170	11 382	3 855	3 728

Table 1. **Summary Statistics for the State: 1992** —Con.

[For meaning of abbreviations and symbols, see introductory text. For explanation of terms and comparability of 1987 and 1992 censuses, see appendix A]

SIC code	Type of operation and kind of business	Estab-lish-ments (number)	Sales (\$1,000)	Annual payroll (\$1,000)	First-quarter payroll (\$1,000)	Paid employees for pay period including March 12 (number)	Operating expenses (\$1,000)	End-of-1991 inventories (\$1,000)	End-of-1992 inventories (\$1,000)
TYPES OF OPERATION BY KIND OF BUSINESS									
— Con.									
Manufacturers' sales branches and sales offices — Con.									
50	Durable goods — Con.								
507	Hardware, and plumbing and heating equipment and supplies -----	10	37 470	5 062	1 336	151	8 383	4 611	4 199
508	Machinery, equipment, and supplies -----	124	318 717	38 766	9 933	1 118	69 735	59 212	46 445
509	Miscellaneous durable goods -----	1	(D)	(D)	(D)	AA	(D)	(D)	(D)
51	Nondurable goods -----	183	5 231 875	79 973	19 496	2 979	171 841	68 463	71 724
511	Paper and paper products -----	19	45 306	2 951	864	97	5 317	215	303
512	Drugs, drug proprietaries, and druggists' sundries -----	1	(D)	(D)	(D)	BB	(D)	(D)	(D)
513	Apparel, piece goods, and notions -----	—	—	—	—	—	—	—	—
514	Groceries and related products -----	72	459 464	41 549	9 761	1 741	82 267	9 647	8 777
515	Farm-product raw materials -----	—	—	—	—	—	—	—	—
516	Chemicals and allied products -----	51	415 918	19 015	4 920	498	39 058	7 937	7 869
517	Petroleum and petroleum products -----	16	4 119 245	2 455	595	137	12 916	41 517	46 940
518	Beer, wine, and distilled alcoholic beverages -----	4	87 161	8 497	1 981	315	19 307	3 665	3 138
519	Miscellaneous nondurable goods -----	20	(D)	(D)	(D)	CC	(D)	(D)	(D)
	Agents, brokers, and commission merchants ----	356	3 051 494	54 066	12 259	3 098	103 317	2 077	1 655
50	Durable goods -----	208	1 113 249	28 346	6 256	1 099	52 041	1 574	1 455
501	Motor vehicles and motor vehicle parts and supplies -----	11	583 289	7 138	1 522	461	11 550	50	50
502	Furniture and homefurnishings -----	9	(D)	(D)	(D)	AA	(D)	(D)	(D)
503	Lumber and other construction materials -----	7	10 623	418	98	15	672	75	59
504	Professional and commercial equipment and supplies -----	16	35 907	2 655	676	89	4 284	93	70
505	Metals and minerals, except petroleum -----	15	57 316	1 492	373	41	2 446	24	50
506	Electrical goods -----	38	111 624	3 458	873	111	6 581	88	85
507	Hardware, and plumbing and heating equipment and supplies -----	21	61 450	1 842	369	57	3 864	62	52
508	Machinery, equipment, and supplies -----	74	183 358	9 779	2 028	261	18 962	1 161	1 070
509	Miscellaneous durable goods -----	17	(D)	(D)	(D)	BB	(D)	(D)	(D)
51	Nondurable goods -----	148	1 938 245	25 720	6 003	1 999	51 276	503	200
511	Paper and paper products -----	10	15 218	1 663	451	48	2 604	—	—
512	Drugs, drug proprietaries, and druggists' sundries -----	2	(D)	(D)	(D)	AA	(D)	(D)	(D)
513	Apparel, piece goods, and notions -----	4	2 813	153	31	3	344	—	—
514	Groceries and related products -----	44	596 010	12 221	2 927	571	20 975	72	73
515	Farm-product raw materials -----	56	1 119 703	6 760	1 566	1 248	17 605	286	40
516	Chemicals and allied products -----	9	25 515	1 111	218	41	1 891	23	20
517	Petroleum and petroleum products -----	4	69 426	379	102	18	1 143	—	—
518	Beer, wine, and distilled alcoholic beverages -----	6	38 378	1 233	303	20	2 143	68	13
519	Miscellaneous nondurable goods -----	13	(D)	(D)	(D)	BB	(D)	(D)	(D)

Table 2. Selected Ratios for the State: 1992 – Con.

[For meaning of abbreviations and symbols, see introductory text. For explanation of terms and comparability of 1987 and 1992 censuses, see appendix A]

SIC code	Type of operation and kind of business	Sales		Annual payroll		Employees per establishment ¹ (number)	Operating expenses as percent of sales	End-of-1992 inventories as percent of sales
		Per establishment (dollars)	Per employee ¹ (dollars)	Per employee ¹ (dollars)	As percent of operating expenses			
	Wholesale trade – Con.							
51	Nondurable goods – Con.							
517	Petroleum and petroleum products	18 309 368	2 713 031	21 309	35.9	7	2.2	1.4
5171	Petroleum bulk stations and terminals	20 705 753	2 998 509	19 536	33.5	7	1.9	1.6
5172	Petroleum and petroleum products wholesalers, except bulk stations and terminals	13 995 874	2 164 310	24 715	40.2	6	2.8	.9
518	Beer, wine, and distilled alcoholic beverages	7 476 329	409 181	26 920	43.9	18	15.0	6.4
5181	Beer and ale	5 535 093	301 305	27 619	43.6	18	21.0	4.1
5182	Wine and distilled alcoholic beverages	14 028 000	782 049	24 505	45.0	18	7.0	9.4
519	Miscellaneous nondurable goods	2 361 052	310 523	18 939	45.8	8	13.3	9.1
5191	Farm supplies	2 337 601	380 933	17 948	43.3	6	10.9	7.6
5192	Books, periodicals, and newspapers	3 333 774	268 434	19 608	44.0	12	16.6	27.6
5193	Flowers, nursery stock, and florists' supplies	949 333	92 141	15 118	54.5	10	30.1	5.8
5194	Tobacco and tobacco products	9 398 826	454 145	19 962	49.9	21	8.8	7.5
5198	Paints, varnishes, and supplies	1 345 200	166 074	22 004	48.3	8	27.4	11.0
5199	Nondurable goods, n.e.c.	1 350 869	209 787	21 247	46.9	6	21.6	5.5
	Merchant wholesalers	3 216 087	345 073	23 274	49.1	9	13.7	9.8
50	Durable goods	1 897 781	223 115	24 231	51.0	9	21.3	16.0
501	Motor vehicles and motor vehicle parts and supplies	1 556 997	189 342	20 086	52.2	8	20.3	16.8
5012	Automobiles and other motor vehicles	4 105 468	332 307	23 332	51.5	12	13.6	13.8
5013	Motor vehicle supplies and new parts	1 267 696	157 876	18 958	52.4	8	22.9	21.0
5014	Tires and tubes	2 329 527	204 998	23 317	52.8	11	21.6	13.5
5015	Motor vehicle parts, used	449 475	88 145	16 684	51.9	5	36.5	13.9
502	Furniture and home furnishings	1 588 248	174 362	21 943	47.0	9	26.8	12.1
5021	Furniture	(D)	(D)	(D)	(D)	(D)	(D)	(D)
5023	Home furnishings	(D)	(D)	(D)	(D)	(D)	(D)	(D)
503	Lumber and other construction materials	2 614 760	270 614	21 856	51.3	10	15.7	10.2
5031	Lumber, plywood, millwork, and wood panels	(D)	(D)	(D)	(D)	(D)	(D)	(D)
5032	Brick, stone, and related construction materials	935 393	130 303	20 746	52.5	7	30.3	9.9
5033	Roofing, siding, and insulation materials	4 057 478	310 040	21 312	49.5	13	13.9	10.4
5039	Construction materials, n.e.c.	(D)	(D)	(D)	(D)	(D)	(D)	(D)
504	Professional and commercial equipment and supplies	1 434 847	163 750	24 273	54.1	9	27.4	9.9
5043	Photographic equipment and supplies	(D)	(D)	(D)	(D)	(D)	(D)	(D)
5044	Office equipment	1 103 785	107 362	22 335	57.9	10	35.9	12.9
5045	Computers and computer peripheral equipment and software	1 571 614	179 760	25 023	55.8	9	24.9	7.6
5046	Commercial equipment, n.e.c.	(D)	(D)	(D)	(D)	(D)	(D)	(D)
5047	Medical, dental, and hospital equipment and supplies	1 805 402	234 886	27 996	50.8	8	23.5	10.3
5048	Ophthalmic goods	1 229 882	101 495	20 044	47.9	12	41.2	12.7
5049	Professional equipment and supplies, n.e.c.	949 429	192 638	23 159	48.5	5	24.8	9.8
505	Metals and minerals, except petroleum	5 249 113	418 848	25 246	44.5	13	13.5	14.9
5051	Metals service centers and offices	(D)	(D)	(D)	(D)	(D)	(D)	(D)
5052	Coal and other minerals and ores	(D)	(D)	(D)	(D)	(D)	(D)	(D)
506	Electrical goods	2 196 717	261 977	25 623	49.7	8	19.7	12.8
5063	Electrical apparatus and equipment, wiring supplies, and construction materials	2 076 178	255 255	24 784	53.8	8	18.0	15.0
5064	Electrical appliances, television and radio sets	3 953 481	346 571	24 763	33.3	11	21.4	10.6
5065	Electronic parts and equipment, n.e.c.	1 908 758	239 806	27 320	53.1	8	21.5	10.1
507	Hardware, and plumbing and heating equipment and supplies	2 426 917	239 180	29 405	54.2	10	22.7	11.0
5072	Hardware	3 962 130	237 790	34 772	55.3	17	26.4	6.0
5074	Plumbing and heating equipment and supplies (hydronics)	1 754 137	267 485	23 522	52.9	7	16.6	14.8
5075	Warm air heating and air-conditioning equipment and supplies	1 806 705	237 009	25 996	52.4	8	20.9	18.7
5078	Refrigeration equipment and supplies	1 560 368	159 392	20 613	52.2	10	24.8	11.3
508	Machinery, equipment, and supplies	1 759 080	230 822	25 866	51.5	8	21.8	22.5
5082	Construction and mining (except petroleum) machinery and equipment	(D)	(D)	(D)	(D)	(D)	(D)	(D)
5083	Farm and garden machinery and equipment	1 522 137	199 728	18 215	49.0	8	18.6	31.2
5084	Industrial machinery and equipment	1 624 609	243 896	28 863	52.1	7	22.7	23.4
5085	Industrial supplies	2 031 124	238 421	26 549	49.9	9	22.3	15.0
5087	Service establishment equipment and supplies	(D)	(D)	(D)	(D)	(D)	(D)	(D)
5088	Transportation equipment and supplies, except motor vehicles	2 111 227	283 213	29 381	52.1	7	19.9	13.1
509	Miscellaneous durable goods	1 286 536	156 489	20 562	44.3	8	29.7	12.5
5091	Sporting and recreational goods and supplies	1 228 000	156 544	16 436	45.6	8	23.0	14.2
5092	Toys and hobby goods and supplies	2 514 500	247 908	23 197	39.3	10	23.8	20.0
5093	Scrap and waste materials	1 529 489	138 361	21 093	44.3	11	34.4	6.2
5094	Jewelry, watches, precious stones, and precious metals	(D)	(D)	(D)	(D)	(D)	(D)	(D)
5099	Durable goods, n.e.c.	(D)	(D)	(D)	(D)	(D)	(D)	(D)
51	Nondurable goods	5 581 786	517 742	21 919	46.4	11	9.1	6.0
511	Paper and paper products	2 340 115	230 697	22 498	52.0	10	18.8	8.7
5111	Printing and writing paper	(D)	(D)	(D)	(D)	(D)	(D)	(D)
5112	Stationery and office supplies	1 539 617	174 296	18 451	50.9	9	20.8	9.0
5113	Industrial and personal service paper	(D)	(D)	(D)	(D)	(D)	(D)	(D)
512	Drugs, drug proprietaries, and druggists' sundries	(D)	(D)	(D)	(D)	(D)	(D)	(D)
5122	Drugs, drug proprietaries, and druggists' sundries	(D)	(D)	(D)	(D)	(D)	(D)	(D)
513	Apparel, piece goods, and notions	1 840 090	132 895	19 451	43.9	14	33.4	17.9
5131	Piece goods, notions, and other dry goods	(D)	(D)	(D)	(D)	(D)	(D)	(D)
5136	Men's and boys' clothing and furnishings	(D)	(D)	(D)	(D)	(D)	(D)	(D)
5137	Women's, children's, and infants' clothing and accessories	999 867	138 870	21 769	42.1	7	37.2	12.2
5139	Footwear	(D)	(D)	(D)	(D)	(D)	(D)	(D)

See footnotes at end of table.

Table 2. Selected Ratios for the State: 1992 – Con.

[For meaning of abbreviations and symbols, see introductory text. For explanation of terms and comparability of 1987 and 1992 censuses, see appendix A]

SIC code	Type of operation and kind of business	Sales		Annual payroll		Employees per establishment ¹ (number)	Operating expenses as percent of sales	End-of-1992 inventories as percent of sales
		Per establishment (dollars)	Per employee ¹ (dollars)	Per employee ¹ (dollars)	As percent of operating expenses			
Merchant wholesalers – Con.								
51	Nondurable goods – Con.							
514	Groceries and related products	10 882 209	499 655	24 486	52.3	22	9.4	5.5
5141	Groceries, general line	47 940 919	738 166	27 139	58.9	65	6.2	6.3
5142	Packaged frozen foods	18 330 609	378 120	25 947	46.4	48	14.6	5.0
5143	Dairy products, except dried or canned	1 134 250	164 982	15 318	42.2	7	22.0	1.9
5144	Poultry and poultry products	(D)	(D)	(D)	(D)	(D)	(D)	(D)
5145	Confectionery	676 389	110 682	12 418	45.0	6	25.0	6.8
5146	Fish and seafoods	(D)	(D)	(D)	(D)	(D)	(D)	(D)
5147	Meats and meat products	3 805 629	290 190	24 858	59.3	13	14.4	4.1
5148	Fresh fruits and vegetables	(D)	(D)	(D)	(D)	(D)	(D)	(D)
5149	Groceries and related products, n.e.c.	4 464 608	404 383	22 064	45.5	11	12.0	4.2
515	Farm-product raw materials	4 964 684	516 164	18 574	41.5	10	8.7	8.0
5153	Grain and field beans	(D)	(D)	(D)	(D)	(D)	(D)	(D)
5154	Livestock	2 891 844	230 197	5 900	41.2	13	6.2	3.8
5159	Farm-product raw materials, n.e.c.	(D)	(D)	(D)	(D)	(D)	(D)	(D)
516	Chemicals and allied products	3 367 127	538 481	26 334	44.9	6	10.9	3.1
5162	Plastics materials and basic forms and shapes	1 061 357	136 949	23 018	53.5	8	31.4	9.1
5169	Chemicals and allied products, n.e.c.	3 834 964	644 610	27 211	43.3	6	9.7	2.8
517	Petroleum and petroleum products	7 632 039	1 140 346	21 504	37.5	7	5.0	1.9
5171	Petroleum bulk stations and terminals	4 550 489	646 472	19 466	36.5	7	8.3	3.5
5172	Petroleum and petroleum products wholesalers, except bulk stations and terminals	13 237 063	2 183 256	25 809	39.3	6	3.0	.8
518	Beer, wine, and distilled alcoholic beverages	6 630 067	421 403	26 166	43.4	16	14.3	7.6
5181	Beer and ale	4 234 680	312 753	27 919	43.5	14	20.5	4.3
5182	Wine and distilled alcoholic beverages	18 607 000	696 891	21 723	43.0	27	7.2	11.3
519	Miscellaneous nondurable goods	(D)	(D)	(D)	(D)	(D)	(D)	(D)
5191	Farm supplies	2 274 840	375 662	17 991	43.6	6	11.0	7.7
5192	Books, periodicals, and newspapers	3 817 385	271 923	19 268	44.1	14	26.8	28.5
5193	Flowers, nursery stock, and florists' supplies	(D)	(D)	(D)	(D)	(D)	(D)	(D)
5194	Tobacco and tobacco products	9 398 826	454 145	19 962	49.9	21	8.8	7.5
5198	Paints, varnishes, and supplies	968 400	123 363	20 497	50.5	8	32.9	10.7
5199	Nondurable goods, n.e.c.	(D)	(D)	(D)	(D)	(D)	(D)	(D)
	Manufacturers' sales branches and sales offices	14 620 993	1 023 043	33 714	51.3	14	6.4	2.9
50	Durable goods	5 257 502	405 681	39 498	54.5	13	17.9	8.5
501	Motor vehicles and motor vehicle parts and supplies	3 373 348	305 461	30 004	57.6	11	17.1	14.6
502	Furniture and home furnishings	(D)	(D)	(D)	(D)	(D)	(D)	(D)
503	Lumber and other construction materials	2 361 538	290 995	26 137	47.5	8	18.9	9.0
504	Professional and commercial equipment and supplies	14 636 317	395 316	47 430	54.0	37	22.2	7.5
505	Metals and minerals, except petroleum	14 949 071	2 031 913	37 718	46.6	7	4.0	2.4
506	Electrical goods	4 084 968	744 906	38 865	58.0	5	9.0	2.9
507	Hardware, and plumbing and heating equipment and supplies	3 747 000	248 146	33 523	60.4	15	22.4	11.2
508	Machinery, equipment, and supplies	2 570 298	285 078	34 674	55.6	9	21.9	14.6
509	Miscellaneous durable goods	(D)	(D)	(D)	(D)	(D)	(D)	(D)
51	Nondurable goods	28 589 481	1 756 252	26 846	46.5	16	3.3	1.4
511	Paper and paper products	2 384 526	467 072	30 423	55.5	5	11.7	.7
512	Drugs, drug proprietaries, and druggists' sundries	(D)	(D)	(D)	(D)	(D)	(D)	(D)
513	Apparel, piece goods, and notions	-	-	-	-	-	-	-
514	Groceries and related products	6 381 444	263 908	23 865	50.5	24	17.9	1.9
515	Farm-product raw materials	-	-	-	-	-	-	-
516	Chemicals and allied products	8 155 255	835 177	38 183	48.7	10	9.4	1.9
517	Petroleum and petroleum products	257 452 813	30 067 482	17 920	19.0	9	.3	1.1
518	Beer, wine, and distilled alcoholic beverages	21 790 250	276 702	26 975	44.0	79	22.2	3.6
519	Miscellaneous nondurable goods	(D)	(D)	(D)	(D)	(D)	(D)	(D)
	Agents, brokers, and commission merchants	8 571 612	984 988	17 452	52.3	9	3.4	.1
50	Durable goods	5 352 159	1 012 965	25 793	54.5	5	4.7	.1
501	Motor vehicles and motor vehicle parts and supplies	53 026 273	1 265 269	15 484	61.8	42	2.0	-
502	Furniture and home furnishings	(D)	(D)	(D)	(D)	(D)	(D)	(D)
503	Lumber and other construction materials	1 517 571	708 200	27 867	62.2	2	6.3	.6
504	Professional and commercial equipment and supplies	2 244 188	403 449	29 831	62.0	6	11.9	.2
505	Metals and minerals, except petroleum	3 821 067	1 397 951	36 390	61.0	3	4.3	.1
506	Electrical goods	2 937 474	1 005 622	31 153	52.5	3	5.9	.1
507	Hardware, and plumbing and heating equipment and supplies	2 926 190	1 078 070	32 316	47.7	3	6.3	.1
508	Machinery, equipment, and supplies	2 477 811	702 521	37 467	51.6	4	10.3	.6
509	Miscellaneous durable goods	(D)	(D)	(D)	(D)	(D)	(D)	(D)
51	Nondurable goods	13 096 250	969 607	12 866	50.2	14	2.6	-
511	Paper and paper products	1 521 800	317 042	34 646	63.9	5	17.1	(D)
512	Drugs, drug proprietaries, and druggists' sundries	(D)	(D)	(D)	(D)	(D)	(D)	(D)
513	Apparel, piece goods, and notions	703 250	937 667	51 000	44.5	1	12.2	-
514	Groceries and related products	13 545 682	1 043 800	21 403	58.3	13	3.5	-
515	Farm-product raw materials	19 994 696	897 198	5 417	38.4	22	1.6	-
516	Chemicals and allied products	2 835 000	622 317	27 098	58.8	5	7.4	.1
517	Petroleum and petroleum products	17 356 500	3 857 000	21 056	33.2	5	1.6	-
518	Beer, wine, and distilled alcoholic beverages	6 396 333	1 918 900	61 650	57.5	3	5.6	-
519	Miscellaneous nondurable goods	(D)	(D)	(D)	(D)	(D)	(D)	(D)

¹Based on number of employees for pay period including March 12.

Table 3. Comparative Statistics for the State: 1992 and 1987 — Con.

[For meaning of abbreviations and symbols, see introductory text. For explanation of terms and comparability of 1987 and 1992 censuses, see appendix A]

SIC code	Type of operation and kind of business	Establishments		Sales			Annual payroll			Paid employees for pay period including March 12	
		1992 (number)	1987 (number)	1992 (\$1,000)	1987 (\$1,000)	Percent change 1987 to 1992	1992 (\$1,000)	1987 (\$1,000)	Percent change 1987 to 1992	1992 (number)	1987 (number)
	Agents, brokers, and commission merchants — Con.										
50	Durable goods — Con.										
507	Hardware, and plumbing and heating equipment and supplies	21	22	61 450	35 081	75.2	1 842	1 452	26.9	57	59
508	Machinery, equipment, and supplies	74	80	183 358	(D)	(D)	9 779	(D)	(D)	261	EE
509	Miscellaneous durable goods	17	12	(D)	(D)	(D)	(D)	(D)	(D)	BB	BB
51	Nondurable goods	148	163	1 938 245	1 875 760	3.3	25 720	22 268	15.5	1 999	1 859
511	Paper and paper products	10	11	15 218	4 567	233.2	1 663	221	652.5	48	14
512	Drugs, drug proprietaries, and druggists' sundries	2	3	(D)	(D)	(D)	(D)	(D)	(D)	AA	AA
513	Apparel, piece goods, and notions	4	3	2 813	(D)	(D)	153	(D)	(D)	3	AA
514	Groceries and related products	44	43	596 010	454 509	31.1	12 221	10 119	20.8	571	498
515	Farm-product raw materials	56	60	1 119 703	1 031 670	8.5	6 760	5 474	23.5	1 248	1 114
516	Chemicals and allied products	9	13	25 515	15 626	63.3	1 111	1 128	-1.5	41	38
517	Petroleum and petroleum products	4	13	69 426	274 907	-74.7	379	1 385	-72.6	18	69
518	Beer, wine, and distilled alcoholic beverages	6	4	38 378	(D)	(D)	1 233	(D)	(D)	20	AA
519	Miscellaneous nondurable goods	13	13	(D)	69 400	(D)	(D)	3 168	(D)	BB	102

Table 4. Summary Statistics for Counties and for Places With 2,500 Inhabitants or More: 1992

[For meaning of abbreviations and symbols, see introductory text. For explanation of terms and comparability of 1987 and 1992 censuses, see appendix A. For information on geographic areas followed by ▲, see appendix F]

Geographic area	Estab-lish-ments (number)	Sales (\$1,000)	Annual payroll (\$1,000)	Paid employees for pay period including March 12 (number)	Merchant wholesalers			Other operating types		
					Estab-lish-ments (number)	Sales (\$1,000)	Annual payroll (\$1,000)	Paid employees for pay period including March 12 (number)	Estab-lish-ments (number)	Sales (\$1,000)
Oklahoma	5 993	26 381 216	1 397 620	57 902	5 181	16 662 549	1 123 837	48 287	812	9 718 667
Adair County	13	25 123	1 092	72	11	(D)	(D)	BB	2	(D)
Stilwell	3	2 131	234	15	3	2 131	234	15	—	—
Balance of county	10	22 992	858	57	8	(D)	(D)	BB	2	(D)
Alfalfa County	22	48 257	2 464	181	21	(D)	(D)	CC	1	(D)
Atoka County	20	49 006	2 832	161	20	49 006	2 832	161	—	—
Atoka	16	39 017	2 336	120	16	39 017	2 336	120	—	—
Balance of county	4	9 989	496	41	4	9 989	496	41	—	—
Beaver County	11	8 591	644	75	10	(D)	(D)	BB	1	(D)
Beckham County	43	46 922	4 469	259	32	34 764	3 356	214	11	12 158
Elk City	36	37 562	3 941	223	25	25 404	2 828	178	11	12 158
Sayre	2	(D)	(D)	AA	2	(D)	(D)	AA	—	—
Balance of county	5	(D)	(D)	BB	5	(D)	(D)	BB	—	—
Blaine County	19	57 065	2 857	140	18	(D)	(D)	CC	1	(D)
Watonga	6	(D)	(D)	BB	6	(D)	(D)	BB	—	—
Balance of county	13	(D)	(D)	BB	12	(D)	(D)	BB	1	(D)
Bryan County	47	161 209	7 443	445	45	(D)	(D)	EE	2	(D)
Durant	31	97 087	5 720	316	31	97 087	5 720	316	—	—
Balance of county	16	64 122	1 723	129	14	(D)	(D)	BB	2	(D)
Caddo County	38	116 284	5 918	320	35	(D)	(D)	EE	3	(D)
Anadarko	7	46 788	1 605	98	7	46 788	1 605	98	—	—
Balance of county	31	69 496	4 313	222	28	(D)	(D)	CC	3	(D)
Canadian County	93	463 485	14 456	670	75	249 574	11 121	458	18	213 911
El Reno	34	179 690	4 953	262	27	52 919	4 146	186	7	126 771
Mustang	8	4 949	780	51	7	(D)	(D)	BB	1	(D)
Oklahoma City (part) ▲	11	(D)	(D)	CC	8	131 267	3 311	73	3	(D)
Piedmont (part) ▲	3	519	45	3	3	519	45	3	—	—
Yukon	19	51 968	1 881	79	14	25 149	1 284	50	5	26 819
Balance of county	18	(D)	(D)	CC	16	(D)	(D)	BB	2	(D)
Carter County	98	211 600	16 360	771	82	171 866	13 857	652	16	39 734
Ardmore	55	160 472	11 985	547	47	134 135	10 612	465	8	26 337
Healdton	11	17 129	1 249	56	8	(D)	(D)	BB	3	(D)
Lone Grove	8	10 245	709	42	8	10 245	709	42	—	—
Balance of county	24	23 754	2 417	126	19	(D)	(D)	CC	5	(D)
Cherokee County	30	47 124	2 710	200	27	38 586	2 391	173	3	8 538
Tahlequah	17	33 536	1 524	78	15	(D)	(D)	BB	2	(D)
Balance of county	13	13 588	1 186	122	12	(D)	(D)	CC	1	(D)
Choctaw County	21	37 337	1 054	104	19	(D)	(D)	BB	2	(D)
Hugo	15	(D)	(D)	BB	13	(D)	(D)	BB	2	(D)
Balance of county	6	(D)	(D)	BB	6	(D)	(D)	BB	—	—
Cimarron County	14	16 544	813	49	14	16 544	813	49	—	—

WHOLESALE TRADE—GEOGRAPHIC AREA SERIES

OKLAHOMA OK-19

Table 4. Summary Statistics for Counties and for Places With 2,500 Inhabitants or More: 1992—Con.

[For meaning of abbreviations and symbols, see introductory text. For explanation of terms and comparability of 1987 and 1992 censuses, see appendix A. For information on geographic areas followed by ▲, see appendix F]

Geographic area	Estab-lish-ments (number)	Sales (\$1,000)	Annual payroll (\$1,000)	Paid employees for pay period including March 12 (number)	Merchant wholesalers			Other operating types		
					Estab-lish-ments (number)	Sales (\$1,000)	Annual payroll (\$1,000)	Paid employees for pay period including March 12 (number)	Estab-lish-ments (number)	Sales (\$1,000)
Oklahoma—Con.										
Cleveland County	138	559 488	26 443	1 165	121	(D)	(D)	GG	17	(D)
Moore	40	(D)	(D)	CC	34	(D)	(D)	CC	6	(D)
Noble	2	(D)	(D)	AA	2	(D)	(D)	AA	—	—
Norman	76	474 444	20 074	852	69	275 577	18 346	821	7	198 867
Oklahoma City (part) ▲	13	(D)	(D)	BB	10	4 309	585	34	3	(D)
Purcell (part) ▲	—	—	—	—	—	—	—	—	—	—
Balance of county	7	(D)	(D)	BB	6	(D)	(D)	BB	1	(D)
Coal County	3	1 991	102	9	3	1 991	102	9	—	—
Comanche County	99	205 720	16 745	935	94	175 793	14 899	857	5	29 927
Lawton	93	(D)	(D)	FF	89	(D)	(D)	FF	4	(D)
Balance of county	6	(D)	(D)	BB	5	(D)	(D)	BB	1	(D)
Cotton County	10	17 730	932	49	10	17 730	932	49	—	—
Walters	3	3 211	282	24	3	3 211	282	24	—	—
Balance of county	7	14 519	650	25	7	14 519	650	25	—	—
Craig County	21	60 934	3 219	193	18	(D)	(D)	CC	3	(D)
Vinita	13	28 676	2 709	128	13	28 676	2 709	128	—	—
Balance of county	8	32 258	510	65	5	(D)	(D)	AA	3	(D)
Creek County	72	138 336	13 879	579	68	(D)	(D)	FF	4	(D)
Bristow	9	13 885	1 848	88	9	13 885	1 848	88	—	—
Drumright (part) ▲	5	3 212	363	22	5	3 212	363	22	—	—
Sapulpa	30	(D)	(D)	CC	29	(D)	(D)	CC	1	(D)
Stroud (part) ▲	1	(D)	(D)	AA	1	(D)	(D)	AA	—	—
Balance of county	27	(D)	(D)	CC	24	30 085	5 062	175	3	(D)
Custer County	50	171 127	8 101	419	46	142 231	7 366	363	4	28 896
Clinton (part) ▲	25	88 332	4 088	209	22	(D)	(D)	CC	3	(D)
Weatherford	16	52 074	1 835	110	15	(D)	(D)	CC	1	(D)
Balance of county	9	30 721	2 178	100	9	30 721	2 178	100	—	—
Delaware County	15	19 858	987	69	12	(D)	(D)	BB	3	(D)
Grove	7	8 292	552	33	7	8 292	552	33	—	—
Balance of county	8	11 566	435	36	5	(D)	(D)	AA	3	(D)
Dewey County	12	17 039	1 188	76	12	17 039	1 188	76	—	—
Ellis County	10	(D)	(D)	BB	9	(D)	(D)	BB	1	(D)
Garfield County	138	516 566	36 915	1 627	127	442 865	35 210	1 540	11	73 701
Enid	114	468 836	34 319	1 498	104	(D)	(D)	GG	10	(D)
Balance of county	24	47 730	2 596	129	23	(D)	(D)	CC	1	(D)
Garvin County	33	55 236	4 414	256	29	51 890	4 218	247	4	3 346
Davis (part) ▲	—	—	—	—	—	—	—	—	—	—
Lindsay	13	23 937	1 603	134	11	(D)	(D)	CC	2	(D)
Pauls Valley	9	23 871	2 068	84	7	(D)	(D)	BB	2	(D)
Balance of county	11	7 428	743	38	11	7 428	743	38	—	—
Grady County	75	150 087	11 733	626	67	125 995	7 969	482	8	24 092
Chickasha	48	98 003	9 356	437	40	73 911	5 592	293	8	24 092
Tuttle	7	13 374	728	41	7	13 374	728	41	—	—
Balance of county	20	38 710	1 649	148	20	38 710	1 649	148	—	—
Grant County	21	35 376	1 934	97	21	35 376	1 934	97	—	—
Greer County	6	7 524	663	32	6	7 524	663	32	—	—
Mangum	1	(D)	(D)	AA	1	(D)	(D)	AA	—	—
Balance of county	5	(D)	(D)	BB	5	(D)	(D)	BB	—	—
Harmon County	9	20 057	1 688	117	9	20 057	1 688	117	—	—
Hollis	7	(D)	(D)	CC	7	(D)	(D)	CC	—	—
Balance of county	2	(D)	(D)	AA	2	(D)	(D)	AA	—	—
Harper County	7	20 192	1 080	56	7	20 192	1 080	56	—	—
Haskell County	11	35 437	1 476	100	10	(D)	(D)	BB	1	(D)
Stigler	5	(D)	(D)	BB	5	(D)	(D)	BB	—	—
Balance of county	6	(D)	(D)	BB	5	(D)	(D)	AA	1	(D)
Hughes County	12	14 409	1 560	102	12	14 409	1 560	102	—	—
Holdenville	3	(D)	(D)	BB	3	(D)	(D)	BB	—	—
Balance of county	9	(D)	(D)	BB	9	(D)	(D)	BB	—	—
Jackson County	55	77 297	4 835	300	51	66 401	4 342	268	4	10 896
Altus	40	57 368	3 999	218	37	(D)	(D)	CC	3	(D)
Balance of county	15	19 929	836	82	14	(D)	(D)	BB	1	(D)
Jefferson County	7	(D)	(D)	CC	6	3 865	187	9	1	(D)
Johnston County	9	15 730	915	72	9	15 730	915	72	—	—
Tishomingo	7	(D)	(D)	BB	7	(D)	(D)	BB	—	—
Balance of county	2	(D)	(D)	AA	2	(D)	(D)	AA	—	—
Kay County	86	156 966	9 569	498	80	129 881	8 980	468	6	27 085
Blackwell	11	19 623	1 276	85	9	(D)	(D)	BB	2	(D)
Ponca City (part) ▲	45	84 392	5 793	270	41	(D)	(D)	EE	4	(D)
Tonkawa	11	17 216	661	34	11	17 216	661	34	—	—
Balance of county	19	35 735	1 839	109	19	35 735	1 839	109	—	—
Kingfisher County	41	114 652	8 089	340	38	111 784	7 990	324	3	2 868
Kingfisher	14	43 021	3 068	148	14	43 021	3 068	148	—	—
Piedmont (part) ▲	—	—	—	—	—	—	—	—	—	—
Balance of county	27	71 631	5 021	192	24	68 763	4 922	176	3	2 868

Table 4. Summary Statistics for Counties and for Places With 2,500 Inhabitants or More: 1992—Con.

[For meaning of abbreviations and symbols, see introductory text. For explanation of terms and comparability of 1987 and 1992 censuses, see appendix A. For information on geographic areas followed by ▲, see appendix F]

Geographic area	Estab-lish-ments (number)	Sales (\$1,000)	Annual payroll (\$1,000)	Paid employees for pay period including March 12 (number)	Merchant wholesalers			Other operating types		
					Estab-lish-ments (number)	Sales (\$1,000)	Annual payroll (\$1,000)	Paid employees for pay period including March 12 (number)	Estab-lish-ments (number)	Sales (\$1,000)
Oklahoma—Con.										
Kiowa County	19	56 164	2 453	173	16	36 714	2 086	141	3	19 450
Hobart	9	15 489	918	59	7	(D)	(D)	BB	2	(D)
Balance of county	10	40 675	1 535	114	9	(D)	(D)	CC	1	(D)
Latimer County	14	43 947	1 791	92	12	(D)	(D)	BB	2	(D)
Wilburton	9	9 656	711	37	8	(D)	(D)	BB	1	(D)
Balance of county	5	34 291	1 080	55	4	(D)	(D)	BB	1	(D)
Le Flore County	32	33 133	2 554	167	32	33 133	2 554	167	—	—
Heavener	—	(D)	(D)	AA	—	(D)	(D)	AA	—	—
Pocola	2	(D)	(D)	AA	2	(D)	(D)	AA	—	—
Poteau	14	22 625	1 656	99	14	22 625	1 656	99	—	—
Balance of county	16	(D)	(D)	BB	16	(D)	(D)	BB	—	—
Lincoln County	27	60 680	3 385	169	26	(D)	(D)	CC	1	(D)
Chandler	1	(D)	(D)	AA	1	(D)	(D)	AA	—	—
Stroud (part) ▲	6	(D)	(D)	BB	6	(D)	(D)	BB	—	—
Balance of county	20	(D)	(D)	CC	19	(D)	(D)	BB	1	(D)
Logan County	25	(D)	(D)	CC	24	(D)	(D)	CC	1	(D)
Guthrie	12	(D)	(D)	BB	11	29 110	1 079	48	1	(D)
Balance of county	13	(D)	(D)	BB	13	(D)	(D)	BB	—	—
Love County	8	9 453	989	37	8	9 453	989	37	—	—
McClain County	23	(D)	(D)	CC	19	(D)	(D)	CC	4	(D)
Newcastle	3	(D)	(D)	AA	2	(D)	(D)	AA	1	(D)
Oklahoma City (part) ▲	—	—	—	—	—	—	—	—	—	—
Purcell (part) ▲	10	14 738	1 044	59	8	(D)	(D)	BB	2	(D)
Balance of county	10	(D)	(D)	BB	9	(D)	(D)	BB	1	(D)
McCurtain County	38	62 422	3 651	235	35	45 432	3 156	183	3	16 990
Broken Bow	7	7 233	480	31	7	7 233	480	31	—	—
Idabel	23	47 054	2 565	174	21	(D)	(D)	CC	2	(D)
Balance of county	8	8 135	606	30	7	(D)	(D)	BB	1	(D)
McIntosh County	17	11 928	765	66	16	(D)	(D)	BB	1	(D)
Checotah	8	4 784	422	34	8	4 784	422	34	—	—
Eufaula	6	(D)	(D)	AA	5	(D)	(D)	AA	1	(D)
Balance of county	3	(D)	(D)	AA	3	(D)	(D)	AA	—	—
Major County	21	20 495	1 515	102	21	20 495	1 515	102	—	—
Fairview	7	5 677	480	25	7	5 677	480	25	—	—
Balance of county	14	14 818	1 035	77	14	14 818	1 035	77	—	—
Marshall County	14	35 483	2 157	91	14	35 483	2 157	91	—	—
Madill	9	28 437	1 390	55	9	28 437	1 390	55	—	—
Balance of county	5	7 046	767	36	5	7 046	767	36	—	—
Mayes County	48	78 647	6 895	369	44	65 802	6 091	298	4	12 845
Pryor Creek	27	47 209	3 388	197	23	34 364	2 584	126	4	12 845
Balance of county	21	31 438	3 507	172	21	31 438	3 507	172	—	—
Murray County	7	(D)	(D)	BB	6	(D)	(D)	BB	1	(D)
Davis (part) ▲	4	8 530	673	32	3	(D)	(D)	AA	1	(D)
Sulphur	3	(D)	(D)	AA	3	(D)	(D)	AA	—	—
Balance of county	—	—	—	—	—	—	—	—	—	—
Muskogee County	114	257 504	27 254	1 254	105	219 161	24 426	1 107	9	38 343
Fort Gibson	1	(D)	(D)	AA	1	(D)	(D)	AA	—	—
Muskogee	91	191 295	21 381	976	84	(D)	(D)	FF	7	(D)
Balance of county	22	(D)	(D)	EE	20	(D)	(D)	CC	2	(D)
Noble County	22	27 167	1 851	129	21	(D)	(D)	CC	1	(D)
Perry	16	(D)	(D)	BB	15	(D)	(D)	BB	1	(D)
Balance of county	6	(D)	(D)	BB	6	(D)	(D)	BB	—	—
Nowata County	10	8 942	1 157	59	10	8 942	1 157	59	—	—
Nowata	8	(D)	(D)	BB	8	(D)	(D)	BB	—	—
Balance of county	2	(D)	(D)	AA	2	(D)	(D)	AA	—	—
Okfuskee County	9	5 524	184	17	9	5 524	184	17	—	—
Okemah	7	(D)	(D)	AA	7	(D)	(D)	AA	—	—
Balance of county	2	(D)	(D)	AA	2	(D)	(D)	AA	—	—
Oklahoma County	1 691	11 586 251	503 103	19 764	1 399	5 683 530	384 214	15 875	292	5 902 721
Bethany	34	35 494	6 051	222	28	(D)	(D)	CC	6	(D)
Choctaw	13	5 360	1 073	71	13	5 360	1 073	71	—	—
Del City	18	124 947	3 773	185	16	(D)	(D)	CC	2	(D)
Edmond	95	113 917	9 571	449	82	67 226	8 179	405	13	46 691
Harrah	1	(D)	(D)	AA	1	(D)	(D)	AA	—	—
Midwest City	31	63 233	4 701	220	23	30 901	2 502	120	8	32 332
Nichols Hills	1	(D)	(D)	AA	1	(D)	(D)	AA	—	—
Oklahoma City (part) ▲	1 410	10 937 801	458 696	17 910	1 163	5 312 244	353 263	14 424	247	5 625 557
Spencer	6	2 015	389	24	6	2 015	389	24	—	—
The Village	25	209 478	9 710	279	19	145 254	2 046	105	6	64 224
Warr Acres	28	36 637	4 175	179	22	24 416	3 182	146	6	12 221
Balance of county	29	(D)	(D)	CC	25	(D)	(D)	CC	4	(D)
Okmulgee County	33	36 318	3 131	157	33	36 318	3 131	157	—	—
Henryetta	9	6 601	599	48	9	6 601	599	48	—	—
Okmulgee	19	27 887	2 314	94	19	27 887	2 314	94	—	—
Balance of county	5	1 830	218	15	5	1 830	218	15	—	—

Table 4. Summary Statistics for Counties and for Places With 2,500 Inhabitants or More: 1992—Con.

[For meaning of abbreviations and symbols, see introductory text. For explanation of terms and comparability of 1987 and 1992 censuses, see appendix A. For information on geographic areas followed by ▲, see appendix F]

Geographic area	Estab- lish- ments (number)	Sales (\$1,000)	Annual payroll (\$1,000)	Paid employees for pay period including March 12 (number)	Merchant wholesalers			Other operating types		
					Estab- lish- ments (number)	Sales (\$1,000)	Annual payroll (\$1,000)	Paid employees for pay period including March 12 (number)	Estab- lish- ments (number)	Sales (\$1,000)
Oklahoma—Con.										
Osage County	30	40 527	3 698	154	27	(D)	(D)	CC	3	(D)
Bartlesville (part) ▲	1	(D)	(D)	AA	1	(D)	(D)	AA	—	—
Pawhuska	8	8 608	969	41	8	8 608	969	41	—	—
Ponca City (part) ▲	—	—	—	—	—	—	—	—	—	—
Sand Springs (part) ▲	—	—	—	—	—	—	—	—	—	—
Skiatook (part) ▲	1	(D)	(D)	AA	—	—	—	—	1	(D)
Tulsa (part) ▲	5	(D)	(D)	BB	5	(D)	(D)	BB	—	—
Balance of county	15	(D)	(D)	BB	13	25 293	1 543	79	2	(D)
Ottawa County	38	73 973	7 385	433	36	(D)	(D)	EE	2	(D)
Miami	26	(D)	(D)	EE	25	49 028	4 863	309	1	(D)
Balance of county	12	(D)	(D)	CC	11	(D)	(D)	CC	1	(D)
Pawnee County	18	32 597	1 106	129	17	(D)	(D)	BB	1	(D)
Cleveland	6	(D)	(D)	BB	6	(D)	(D)	BB	—	—
Balance of county	12	(D)	(D)	CC	11	(D)	(D)	BB	1	(D)
Payne County	79	193 558	12 461	671	72	143 276	10 349	555	7	50 282
Cushing	20	62 449	2 543	149	20	62 449	2 543	149	—	—
Drumright (part) ▲	—	—	—	—	—	—	—	—	—	—
Stillwater	43	93 219	8 262	412	39	(D)	(D)	EE	4	(D)
Balance of county	16	37 890	1 656	110	13	(D)	(D)	BB	3	(D)
Pittsburg County	61	116 383	7 757	409	57	112 224	7 226	390	4	4 159
McAlester	47	104 814	6 608	342	44	(D)	(D)	EE	3	(D)
Balance of county	14	11 569	1 149	67	13	(D)	(D)	BB	1	(D)
Pontotoc County	66	187 765	7 632	501	60	116 660	6 062	378	6	71 105
Ada	47	120 531	6 052	391	43	(D)	(D)	EE	4	(D)
Balance of county	19	67 234	1 580	110	17	(D)	(D)	BB	2	(D)
Pottawatomie County	61	213 135	8 192	483	58	(D)	(D)	EE	3	(D)
Bethel Acres	—	—	—	—	—	—	—	—	—	—
McLoud	1	(D)	(D)	AA	1	(D)	(D)	AA	—	—
Oklahoma City (part) ▲	—	—	—	—	—	—	—	—	—	—
Shawnee	46	196 204	6 267	365	44	(D)	(D)	EE	2	(D)
Tecumseh	5	(D)	(D)	BB	4	(D)	(D)	BB	1	(D)
Balance of county	9	(D)	(D)	BB	9	(D)	(D)	BB	—	—
Pushmataha County	9	6 359	870	96	8	(D)	(D)	BB	1	(D)
Antlers	7	(D)	(D)	BB	6	2 984	683	82	1	(D)
Balance of county	2	(D)	(D)	AA	2	(D)	(D)	AA	—	—
Roger Mills County	3	4 937	256	19	3	4 937	256	19	—	—
Rogers County	68	342 483	11 243	481	61	303 960	9 905	441	7	38 523
Catoosa (part) ▲	10	129 943	2 606	112	8	(D)	(D)	CC	2	(D)
Claremore	22	27 410	2 437	117	20	(D)	(D)	BB	2	(D)
Collinsville (part) ▲	—	—	—	—	—	—	—	—	—	—
Owasso (part) ▲	1	(D)	(D)	BB	1	(D)	(D)	BB	—	—
Tulsa (part) ▲	8	(D)	(D)	BB	7	(D)	(D)	BB	1	(D)
Balance of county	27	150 488	3 933	160	25	(D)	(D)	CC	2	(D)
Seminole County	36	41 295	3 013	144	28	34 372	1 897	107	8	6 923
Seminole	30	(D)	(D)	CC	22	(D)	(D)	BB	8	6 923
Wewoka	3	457	34	3	3	457	34	3	—	—
Balance of county	3	(D)	(D)	AA	3	(D)	(D)	AA	—	—
Sequoyah County	21	55 924	1 963	142	19	(D)	(D)	BB	2	(D)
Muldrow	—	—	—	—	—	—	—	—	—	—
Sallisaw	9	14 776	719	43	8	(D)	(D)	BB	1	(D)
Balance of county	12	41 148	1 244	99	11	(D)	(D)	BB	1	(D)
Stephens County	68	107 479	7 408	459	61	81 958	6 408	390	7	25 521
Duncan	47	70 737	5 613	300	41	(D)	(D)	EE	6	(D)
Marlow	6	(D)	(D)	BB	6	(D)	(D)	BB	—	—
Balance of county	15	(D)	(D)	CC	14	9 359	821	61	1	(D)
Texas County	46	148 219	5 892	357	42	92 047	5 117	285	4	56 172
Guyton	32	68 582	4 330	245	29	(D)	(D)	CC	3	(D)
Balance of county	14	79 637	1 562	112	13	(D)	(D)	BB	1	(D)
Tillman County	24	46 541	3 670	220	23	(D)	(D)	CC	1	(D)
Frederick	13	22 939	1 779	107	13	22 939	1 779	107	—	—
Balance of county	11	23 602	1 891	113	10	(D)	(D)	CC	1	(D)
Tulsa County	1 578	7 856 380	500 162	17 347	1 307	6 017 612	388 153	14 269	271	1 838 768
Bixby (part) ▲	12	9 724	1 278	67	12	9 724	1 278	67	—	—
Broken Arrow (part) ▲	89	218 039	19 038	756	79	(D)	(D)	FF	10	(D)
Collinsville (part) ▲	6	(D)	(D)	BB	5	3 774	254	18	1	(D)
Glenpool	4	(D)	(D)	BB	4	(D)	(D)	BB	—	—
Jenks	8	12 520	1 502	42	7	(D)	(D)	BB	1	(D)
Owasso (part) ▲	8	(D)	(D)	BB	6	(D)	(D)	BB	2	(D)
Sand Springs (part) ▲	20	166 515	6 338	223	15	(D)	(D)	CC	5	(D)
Skiatook (part) ▲	5	(D)	(D)	AA	4	(D)	(D)	AA	1	(D)
Tulsa (part) ▲	1 345	6 928 372	450 195	15 356	1 108	(D)	(D)	JJ	237	(D)
Balance of county	81	496 777	19 805	764	67	429 779	17 879	690	14	66 998
Wagoner County	37	52 740	3 512	189	34	42 944	3 267	183	3	9 796
Bixby (part) ▲	—	—	—	—	—	—	—	—	—	—
Broken Arrow (part) ▲	14	9 583	1 211	76	13	(D)	(D)	BB	1	(D)
Catoosa (part) ▲	—	—	—	—	—	—	—	—	—	—
Coweta	4	(D)	(D)	AA	4	(D)	(D)	AA	—	—
Wagoner	9	11 545	381	21	7	(D)	(D)	AA	2	(D)
Balance of county	10	(D)	(D)	BB	10	(D)	(D)	BB	—	—

Table 4. Summary Statistics for Counties and for Places With 2,500 Inhabitants or More: 1992—Con.

[For meaning of abbreviations and symbols, see introductory text. For explanation of terms and comparability of 1987 and 1992 censuses, see appendix A. For information on geographic areas followed by ▲, see appendix F]

Geographic area	Estab-lish-ments (number)	Sales (\$1,000)	Annual payroll (\$1,000)	Paid employees for pay period including March 12 (number)	Merchant wholesalers			Other operating types		
					Estab-lish-ments (number)	Sales (\$1,000)	Annual payroll (\$1,000)	Paid employees for pay period including March 12 (number)	Estab-lish-ments (number)	Sales (\$1,000)
Oklahoma—Con.										
Washington County -----	59	79 958	7 835	362	53	56 599	7 193	333	6	23 359
Bartlesville (part) ▲ -----	48	(D)	(D)	CC	43	(D)	(D)	CC	5	(D)
Dewey -----	6	12 307	2 188	90	6	12 307	2 188	90	—	—
Balance of county -----	5	(D)	(D)	BB	4	(D)	(D)	BB	1	(D)
Washita County -----	18	37 731	2 025	120	16	(D)	(D)	CC	2	(D)
Clinton (part) ▲ -----	—	—	—	—	—	—	—	—	—	—
New Cordell -----	7	(D)	(D)	BB	6	(D)	(D)	BB	1	(D)
Balance of county -----	11	(D)	(D)	BB	10	(D)	(D)	BB	1	(D)
Woods County -----	20	39 079	2 667	128	20	39 079	2 667	128	—	—
Alva -----	10	22 210	1 600	82	10	22 210	1 600	82	—	—
Balance of county -----	10	16 869	1 067	46	10	16 869	1 067	46	—	—
Woodward County -----	72	121 755	9 415	498	55	80 150	7 138	403	17	41 605
Woodward -----	65	118 021	9 059	476	48	76 416	6 782	381	17	41 605
Balance of county -----	7	3 734	356	22	7	3 734	356	22	—	—

Table 5. Summary Statistics for Places With 200 Establishments or More: 1992

[For meaning of abbreviations and symbols, see introductory text. For explanation of terms and comparability of 1987 and 1992 censuses, see appendix A. For information on geographic areas followed by ▲, see appendix F]

SIC code	Geographic area and kind of business	Estab-lish-ments (number)	Sales (\$1,000)	Annual payroll (\$1,000)	Paid employees for pay period including March 12 (number)	Merchant wholesalers			Other operating types		
						Estab-lish-ments (number)	Sales (\$1,000)	Annual payroll (\$1,000)	Paid employees for pay period including March 12 (number)	Estab-lish-ments (number)	Sales (\$1,000)
OKLAHOMA CITY ▲											
	Wholesale trade -----	1 434	11 092 697	464 191	18 055	1 181	5 447 820	357 159	14 531	253	5 644 877
50	Durable goods -----	1 009	2 908 496	268 278	10 188	856	1 859 269	204 913	8 317	153	1 049 227
501	Motor vehicles and motor vehicle parts and supplies -----	155	890 296	46 499	2 203	137	340 438	36 566	1 696	18	549 858
5012	Automobiles and other motor vehicles -----	29	634 440	15 463	720	21	(D)	(D)	EE	8	(D)
5013	Motor vehicle supplies and new parts -----	80	196 992	22 292	1 007	71	(D)	(D)	FF	9	(D)
5014	Tires and tubes -----	16	36 422	4 000	177	15	(D)	(D)	CC	1	(D)
5015	Motor vehicle parts, used -----	30	22 442	4 744	299	30	22 442	4 744	299	—	—
502	Furniture and home furnishings -----	40	(D)	(D)	EE	38	(D)	(D)	EE	2	(D)
5021	Furniture -----	15	(D)	(D)	BB	13	(D)	(D)	BB	2	(D)
5023	Home furnishings -----	25	54 506	5 922	263	25	54 506	5 922	263	—	—
503	Lumber and other construction materials -----	55	206 968	14 682	660	44	(D)	(D)	FF	11	(D)
5031	Lumber, plywood, millwork, and wood panels -----	17	(D)	(D)	CC	16	(D)	(D)	CC	1	(D)
5032	Brick, stone, and related construction materials -----	11	22 306	1 838	85	6	11 733	1 350	60	5	10 573
5033	Roofing, siding, and insulation materials -----	14	(D)	(D)	CC	13	(D)	(D)	CC	1	(D)
5039	Construction materials, n.e.c. -----	13	(D)	(D)	CC	9	(D)	(D)	BB	4	(D)
504	Professional and commercial equipment and supplies -----	184	519 078	70 730	2 162	158	284 289	39 270	1 475	26	234 789
5043	Photographic equipment and supplies -----	4	22 762	1 560	51	3	(D)	(D)	BB	1	(D)
5044	Office equipment -----	37	(D)	(D)	FF	31	56 773	11 307	461	6	(D)
5045	Computers and computer peripheral equipment and software -----	57	204 018	29 135	681	45	67 215	10 461	334	12	136 803
5046	Commercial equipment, n.e.c. -----	26	32 754	5 363	226	24	(D)	(D)	CC	2	(D)
5047	Medical, dental, and hospital equipment and supplies -----	46	164 262	17 913	563	42	105 052	9 979	365	4	59 210
5048	Ophthalmic goods -----	4	(D)	(D)	BB	3	(D)	(D)	BB	1	(D)
5049	Professional equipment and supplies, n.e.c. -----	10	(D)	(D)	BB	10	(D)	(D)	BB	—	—
505	Metals and minerals, except petroleum -----	33	84 443	6 964	269	27	(D)	(D)	EE	6	(D)
5051	Metals service centers and offices -----	32	(D)	(D)	EE	27	(D)	(D)	EE	5	(D)
5052	Coal and other minerals and ores -----	1	(D)	(D)	AA	—	—	—	—	1	(D)
506	Electrical goods -----	96	315 979	26 449	968	76	254 850	22 738	851	20	61 129
5063	Electrical apparatus and equipment, wiring supplies, and construction materials -----	51	165 760	13 179	487	35	122 749	11 501	426	16	43 011
5064	Electrical appliances, television and radio sets -----	11	(D)	(D)	BB	11	(D)	(D)	BB	—	—
5065	Electronic parts and equipment, n.e.c. -----	34	(D)	(D)	EE	30	(D)	(D)	EE	4	18 118
507	Hardware, and plumbing and heating equipment and supplies -----	84	189 909	19 652	748	71	145 447	15 713	641	13	44 462
5072	Hardware -----	25	(D)	(D)	CC	21	(D)	(D)	CC	4	(D)
5074	Plumbing and heating equipment and supplies (hydronics) -----	28	64 862	4 630	189	23	(D)	(D)	CC	5	(D)
5075	Warm air heating and air-conditioning equipment and supplies -----	26	58 501	6 809	250	22	51 095	5 473	198	4	7 406
5078	Refrigeration equipment and supplies -----	5	(D)	(D)	BB	5	(D)	(D)	BB	—	—

Table 5. Summary Statistics for Places With 200 Establishments or More: 1992 —Con.

[For meaning of abbreviations and symbols, see introductory text. For explanation of terms and comparability of 1987 and 1992 censuses, see appendix A. For information on geographic areas followed by ▲, see appendix F]

SIC code	Geographic area and kind of business	Estab-lish-ments (number)	Sales (\$1,000)	Annual payroll (\$1,000)	Paid employees for pay period including March 12 (number)	Merchant wholesalers			Other operating types		
						Estab-lish-ments (number)	Sales (\$1,000)	Annual payroll (\$1,000)	Paid employees for pay period including March 12 (number)	Estab-lish-ments (number)	Sales (\$1,000)
OKLAHOMA CITY ▲—Con.											
50	Durable goods —Con.										
508	Machinery, equipment, and supplies -----	309	562 157	69 146	2 503	258	457 032	58 040	2 175	51	105 125
5082	Construction and mining (except petroleum) machinery and equipment -----	12	71 894	9 496	322	12	71 894	9 496	322	-	-
5083	Farm and garden machinery and equipment -----	9	11 348	1 105	57	9	11 348	1 105	57	-	-
5084	Industrial machinery and equipment -----	204	349 805	44 444	1 514	159	261 094	33 817	1 202	45	88 711
5085	Industrial supplies -----	45	75 291	8 186	350	43	(D)	(D)	EE	2	(D)
5087	Service establishment equipment and supplies -----	26	36 145	4 805	210	25	(D)	(D)	CC	1	(D)
5088	Transportation equipment and supplies, except motor vehicles -----	13	17 674	1 110	50	10	(D)	(D)	BB	3	(D)
509	Miscellaneous durable goods -----	53	(D)	(D)	EE	47	(D)	(D)	EE	6	(D)
5091	Sporting and recreational goods and supplies -----	9	12 326	841	37	7	(D)	(D)	BB	2	(D)
5092	Toys and hobby goods and supplies -----	1	(D)	(D)	BB	1	(D)	(D)	BB	-	-
5093	Scrap and waste materials -----	17	22 207	3 105	170	16	(D)	(D)	CC	1	(D)
5094	Jewelry, watches, precious stones, and precious metals -----	9	5 035	391	23	8	(D)	(D)	AA	1	(D)
5099	Durable goods, n.e.c. -----	17	(D)	(D)	BB	15	(D)	(D)	BB	2	(D)
51	Nondurable goods -----	425	8 184 201	195 913	7 867	325	3 588 551	152 246	6 214	100	4 595 650
511	Paper and paper products -----	65	221 236	20 008	828	52	196 036	18 196	770	13	25 200
5111	Printing and writing paper -----	12	(D)	(D)	CC	11	(D)	(D)	CC	1	(D)
5112	Stationery and office supplies -----	41	96 230	9 439	463	30	(D)	(D)	EE	11	(D)
5113	Industrial and personal service paper -----	12	(D)	(D)	CC	11	(D)	(D)	CC	1	(D)
512	Drugs, drug proprietaries, and druggists' sundries -----	18	(D)	(D)	FF	17	(D)	(D)	FF	1	(D)
5122	Drugs, drug proprietaries, and druggists' sundries -----	18	(D)	(D)	FF	17	(D)	(D)	FF	1	(D)
513	Apparel, piece goods, and notions -----	22	(D)	(D)	EE	22	(D)	(D)	EE	-	-
5131	Piece goods, notions, and other dry goods -----	5	(D)	(D)	BB	5	(D)	(D)	BB	-	-
5136	Men's and boys' clothing and furnishings -----	8	(D)	(D)	CC	8	(D)	(D)	CC	-	-
5137	Women's, children's, and infants' clothing and accessories -----	9	(D)	(D)	BB	9	(D)	(D)	BB	-	-
5139	Footwear -----	-	-	-	-	-	-	-	-	-	-
514	Groceries and related products -----	113	(D)	(D)	HH	77	(D)	(D)	HH	36	(D)
5141	Groceries, general line -----	10	993 678	37 163	1 231	6	904 748	35 239	1 151	4	88 930
5142	Packaged frozen foods -----	14	306 753	17 426	668	8	(D)	(D)	FF	6	(D)
5143	Dairy products, except dried or canned -----	7	16 660	1 910	98	5	(D)	(D)	BB	2	(D)
5144	Poultry and poultry products -----	3	21 241	1 478	100	2	(D)	(D)	BB	1	(D)
5145	Confectionery -----	7	52 177	5 390	359	4	(D)	(D)	BB	3	(D)
5146	Fish and seafoods -----	2	(D)	(D)	AA	2	(D)	(D)	AA	-	-
5147	Meats and meat products -----	18	127 569	8 665	321	13	80 192	7 875	295	5	47 377
5148	Fresh fruits and vegetables -----	18	85 907	6 603	368	17	(D)	(D)	EE	1	(D)
5149	Groceries and related products, n.e.c. -----	34	(D)	(D)	FF	20	(D)	(D)	EE	14	303 899
515	Farm-product raw materials -----	16	(D)	(D)	BB	5	(D)	(D)	AA	11	(D)
5153	Grain and field beans -----	1	(D)	(D)	AA	1	(D)	(D)	AA	-	-
5154	Livestock -----	12	(D)	(D)	BB	2	(D)	(D)	AA	10	(D)
5159	Farm-product raw materials, n.e.c. -----	3	(D)	(D)	AA	2	(D)	(D)	AA	1	(D)
516	Chemicals and allied products -----	60	307 474	14 578	437	41	(D)	(D)	EE	19	(D)
5162	Plastics materials and basic forms and shapes -----	8	(D)	(D)	BB	7	(D)	(D)	BB	1	(D)
5169	Chemicals and allied products, n.e.c. -----	52	(D)	(D)	EE	34	(D)	(D)	CC	18	(D)
517	Petroleum and petroleum products -----	38	(D)	(D)	EE	35	(D)	(D)	EE	3	(D)
5171	Petroleum bulk stations and terminals -----	21	(D)	(D)	CC	19	(D)	(D)	CC	2	(D)
5172	Petroleum and petroleum products wholesalers, except bulk stations and terminals -----	17	(D)	(D)	CC	16	(D)	(D)	CC	1	(D)
518	Beer, wine, and distilled alcoholic beverages -----	8	140 765	8 030	290	7	(D)	(D)	CC	1	(D)
5181	Beer and ale -----	4	(D)	(D)	CC	3	(D)	(D)	CC	1	(D)
5182	Wine and distilled alcoholic beverages -----	4	(D)	(D)	BB	4	(D)	(D)	BB	-	-
519	Miscellaneous nondurable goods -----	85	(D)	(D)	FF	69	(D)	(D)	FF	16	(D)
5191	Farm supplies -----	16	57 756	4 205	186	15	(D)	(D)	CC	3	(D)
5192	Books, periodicals, and newspapers -----	12	(D)	(D)	CC	9	(D)	(D)	CC	3	(D)
5193	Flowers, nursery stock, and florists' supplies -----	8	10 333	1 905	96	8	10 333	1 905	96	-	-
5194	Tobacco and tobacco products -----	4	55 009	2 127	79	4	55 009	2 127	79	-	-
5198	Paints, varnishes, and supplies -----	9	(D)	(D)	BB	3	(D)	(D)	BB	6	(D)
5199	Nondurable goods, n.e.c. -----	36	(D)	(D)	EE	30	(D)	(D)	EE	6	(D)
TULSA ▲											
	Wholesale trade -----	1 358	6 960 262	452 623	15 453	1 120	5 375 556	351 669	12 768	238	1 584 706
50	Durable goods -----	1 006	3 254 734	334 624	10 865	836	2 432 536	261 410	9 153	170	822 198
501	Motor vehicles and motor vehicle parts and supplies -----	105	315 488	26 905	1 197	96	(D)	(D)	GG	9	(D)
5012	Automobiles and other motor vehicles -----	16	134 129	7 274	316	15	(D)	(D)	CC	1	(D)
5013	Motor vehicle supplies and new parts -----	63	131 728	13 666	667	57	(D)	(D)	FF	6	(D)
5014	Tires and tubes -----	9	40 995	4 506	144	7	(D)	(D)	CC	2	(D)
5015	Motor vehicle parts, used -----	17	8 636	1 459	70	17	8 636	1 459	70	-	-
502	Furniture and homefurnishings -----	35	71 969	9 522	385	34	(D)	(D)	EE	1	(D)
5021	Furniture -----	12	32 812	4 170	176	11	(D)	(D)	CC	1	(D)
5023	Homefurnishings -----	23	39 157	5 352	209	23	39 157	5 352	209	-	-

Table 5. Summary Statistics for Places With 200 Establishments or More: 1992 —Con.

[For meaning of abbreviations and symbols, see introductory text. For explanation of terms and comparability of 1987 and 1992 censuses, see appendix A. For information on geographic areas followed by ▲, see appendix F]

SIC code	Geographic area and kind of business	Establishments (number)	Sales (\$1,000)	Annual payroll (\$1,000)	Paid employees for pay period including March 12 (number)	Merchant wholesalers			Other operating types		
						Establishments (number)	Sales (\$1,000)	Annual payroll (\$1,000)	Paid employees for pay period including March 12 (number)	Establishments (number)	Sales (\$1,000)
TULSA ▲—Con.											
50	Durable goods —Con.										
503	Lumber and other construction materials	44	118 092	12 341	469	35	93 191	10 517	405	9	24 901
5031	Lumber, plywood, millwork, and wood panels	12	34 698	3 941	153	12	34 698	3 941	153	—	—
5032	Brick, stone, and related construction materials	5	10 991	1 425	52	2	(D)	(D)	BB	3	(D)
5033	Roofing, siding, and insulation materials	10	(D)	(D)	BB	8	(D)	(D)	BB	2	(D)
5039	Construction materials, n.e.c.	17	(D)	(D)	CC	13	(D)	(D)	CC	4	(D)
504	Professional and commercial equipment and supplies	157	416 147	68 359	2 035	138	(D)	(D)	GG	19	(D)
5043	Photographic equipment and supplies	3	(D)	(D)	BB	3	(D)	(D)	BB	—	—
5044	Office equipment	40	63 896	12 775	472	38	(D)	(D)	EE	2	(D)
5045	Computers and computer peripheral equipment and software	54	232 700	39 008	962	41	89 774	11 654	464	13	142 926
5046	Commercial equipment, n.e.c.	12	(D)	(D)	CC	11	(D)	(D)	BB	1	(D)
5047	Medical, dental, and hospital equipment and supplies	36	71 058	9 977	329	34	(D)	(D)	EE	2	(D)
5048	Ophthalmic goods	5	(D)	(D)	BB	4	(D)	(D)	BB	1	(D)
5049	Professional equipment and supplies, n.e.c.	7	(D)	(D)	BB	7	(D)	(D)	BB	—	—
505	Metals and minerals, except petroleum	55	561 500	25 117	878	44	431 110	21 932	800	11	130 390
5051	Metals service centers and offices	52	(D)	(D)	FF	42	(D)	(D)	FF	10	(D)
5052	Coal and other minerals and ores	3	(D)	(D)	AA	2	(D)	(D)	AA	1	(D)
506	Electrical goods	138	364 853	29 285	998	98	224 114	24 609	882	40	140 739
5063	Electrical apparatus and equipment, wiring supplies, and construction materials	88	232 148	17 164	610	57	129 625	13 167	511	31	102 523
5064	Electrical appliances, television and radio sets	4	(D)	(D)	BB	4	(D)	(D)	BB	—	—
5065	Electronic parts and equipment, n.e.c.	46	(D)	(D)	EE	37	(D)	(D)	EE	9	38 216
507	Hardware, and plumbing and heating equipment and supplies	81	369 854	47 766	1 322	70	331 177	45 951	1 265	11	38 677
5072	Hardware	33	261 365	38 283	977	32	(D)	(D)	FF	1	(D)
5074	Plumbing and heating equipment and supplies (hydronics)	23	(D)	(D)	CC	14	(D)	(D)	CC	9	(D)
5075	Warm air heating and air-conditioning equipment and supplies	17	(D)	(D)	CC	16	(D)	(D)	CC	1	(D)
5078	Refrigeration equipment and supplies	8	12 978	1 542	66	8	12 978	1 542	66	—	—
508	Machinery, equipment, and supplies	338	935 587	103 954	3 108	271	726 918	80 272	2 537	67	208 669
5082	Construction and mining (except petroleum) machinery and equipment	24	80 896	9 295	319	23	(D)	(D)	EE	1	(D)
5083	Farm and garden machinery and equipment	11	21 649	2 017	93	11	21 649	2 017	93	—	—
5084	Industrial machinery and equipment	174	493 236	58 987	1 507	122	326 825	37 835	988	52	166 411
5085	Industrial supplies	83	206 885	21 521	719	74	178 339	19 694	677	9	28 546
5087	Service establishment equipment and supplies	27	69 208	6 975	303	26	(D)	(D)	EE	1	(D)
5088	Transportation equipment and supplies, except motor vehicles	19	63 713	5 159	167	15	(D)	(D)	CC	4	(D)
509	Miscellaneous durable goods	53	101 244	11 375	473	50	(D)	(D)	EE	3	(D)
5091	Sporting and recreational goods and supplies	15	17 712	1 641	106	15	17 712	1 641	106	—	—
5092	Toys and hobby goods and supplies	2	(D)	(D)	BB	2	(D)	(D)	BB	—	—
5093	Scrap and waste materials	8	29 966	4 177	164	7	(D)	(D)	CC	1	(D)
5094	Jewelry, watches, precious stones, and precious metals	18	(D)	(D)	CC	18	(D)	(D)	CC	—	—
5099	Durable goods, n.e.c.	10	(D)	(D)	BB	8	(D)	(D)	BB	2	(D)
51	Nondurable goods	352	3 705 528	117 999	4 588	284	2 943 020	90 259	3 615	68	762 508
511	Paper and paper products	63	185 923	17 832	696	53	(D)	(D)	FF	10	(D)
5111	Printing and writing paper	11	(D)	(D)	CC	9	(D)	(D)	CC	2	(D)
5112	Stationery and office supplies	41	(D)	(D)	EE	33	(D)	(D)	EE	8	(D)
5113	Industrial and personal service paper	11	(D)	(D)	CC	11	(D)	(D)	CC	—	—
512	Drugs, drug proprietaries, and druggists' sundries	7	(D)	(D)	BB	7	(D)	(D)	BB	—	—
5122	Drugs, drug proprietaries, and druggists' sundries	7	(D)	(D)	BB	7	(D)	(D)	BB	—	—
513	Apparel, piece goods, and notions	26	(D)	(D)	FF	25	(D)	(D)	FF	1	(D)
5131	Piece goods, notions, and other dry goods	8	(D)	(D)	EE	8	(D)	(D)	EE	—	—
5136	Men's and boys' clothing and furnishings	9	(D)	(D)	BB	8	(D)	(D)	BB	1	(D)
5137	Women's, children's, and infants' clothing and accessories	7	(D)	(D)	BB	7	(D)	(D)	BB	—	—
5139	Footwear	2	(D)	(D)	AA	2	(D)	(D)	AA	—	—
514	Groceries and related products	71	830 420	36 070	1 542	49	(D)	(D)	GG	22	(D)
5141	Groceries, general line	12	470 451	9 587	508	7	(D)	(D)	EE	5	(D)
5142	Packaged frozen foods	4	(D)	(D)	CC	3	(D)	(D)	CC	1	(D)
5143	Dairy products, except dried or canned	3	23 255	422	18	—	—	—	—	3	23 255
5144	Poultry and poultry products	3	(D)	(D)	BB	3	(D)	(D)	BB	—	—
5145	Confectionery	3	(D)	(D)	CC	1	(D)	(D)	AA	2	(D)
5146	Fish and seafoods	2	(D)	(D)	AA	2	(D)	(D)	AA	—	—
5147	Meats and meat products	8	(D)	(D)	BB	6	(D)	(D)	BB	2	(D)
5148	Fresh fruits and vegetables	10	23 330	3 157	101	9	(D)	(D)	BB	1	(D)
5149	Groceries and related products, n.e.c.	26	(D)	(D)	EE	18	(D)	(D)	CC	8	(D)
515	Farm-product raw materials	5	21 107	675	50	3	(D)	(D)	BB	2	(D)
5153	Grain and field beans	—	—	—	—	—	—	—	—	—	—
5154	Livestock	3	(D)	(D)	BB	1	(D)	(D)	BB	2	(D)
5159	Farm-product raw materials, n.e.c.	2	(D)	(D)	AA	2	(D)	(D)	AA	—	—
516	Chemicals and allied products	42	490 549	13 451	355	32	375 639	7 201	228	10	114 910
5162	Plastics materials and basic forms and shapes	6	6 684	787	51	6	6 684	787	51	—	—
5169	Chemicals and allied products, n.e.c.	36	483 865	12 664	304	26	368 955	6 414	177	10	114 910
517	Petroleum and petroleum products	55	1 514 066	12 055	363	48	(D)	(D)	EE	7	(D)
5171	Petroleum bulk stations and terminals	21	387 936	3 641	123	19	(D)	(D)	CC	2	(D)
5172	Petroleum and petroleum products wholesalers, except bulk stations and terminals	34	1 126 130	8 414	240	29	(D)	(D)	CC	5	(D)

Table 5. Summary Statistics for Places With 200 Establishments or More: 1992 —Con.

[For meaning of abbreviations and symbols, see introductory text. For explanation of terms and comparability of 1987 and 1992 censuses, see appendix A. For information on geographic areas followed by ▲, see appendix F]

SIC code	Geographic area and kind of business	Estab-lish-ments (number)	Sales (\$1,000)	Annual payroll (\$1,000)	Paid employees for pay period including March 12 (number)	Merchant wholesalers			Other operating types	
						Estab-lish-ments (number)	Sales (\$1,000)	Annual payroll (\$1,000)	Paid employees for pay period including March 12 (number)	Estab-lish-ments (number)
TULSA ▲—Con.										
51	Nondurable goods —Con.									
518	Beer, wine, and distilled alcoholic beverages -----	11	(D)	(D)	EE	7	74 741	4 330	162	4 (D)
5181	Beer and ale -----	6	(D)	(D)	CC	4	(D)	(D)	BB	2 (D)
5182	Wine and distilled alcoholic beverages -----	5	(D)	(D)	CC	3	(D)	(D)	CC	2 (D)
519	Miscellaneous nondurable goods -----	72	(D)	(D)	FF	60	(D)	(D)	FF	12 (D)
5191	Farm supplies -----	12	251 687	3 161	82	10	(D)	(D)	BB	2 (D)
5192	Books, periodicals, and newspapers -----	8	28 856	2 733	147	7	(D)	(D)	CC	1 (D)
5193	Flowers, nursery stock, and florists' supplies -----	8	6 961	650	43	7	(D)	(D)	BB	1 (D)
5194	Tobacco and tobacco products -----	1	(D)	(D)	BB	1	(D)	(D)	BB	—
5198	Paints, varnishes, and supplies -----	16	18 098	2 767	116	12	(D)	(D)	BB	4 (D)
5199	Nondurable goods, n.e.c. -----	27	36 841	4 958	223	23	25 810	4 392	194	4 11 031

Table 6. Summary Statistics for Counties With 200 Establishments or More: 1992

[For meaning of abbreviations and symbols, see introductory text. For explanation of terms and comparability of 1987 and 1992 censuses, see appendix A. For information on geographic areas followed by ▲, see appendix F]

SIC code	Geographic area and kind of business	Estab-lish-ments (number)	Sales (\$1,000)	Annual payroll (\$1,000)	Paid employees for pay period including March 12 (number)	Merchant wholesalers			Other operating types	
						Estab-lish-ments (number)	Sales (\$1,000)	Annual payroll (\$1,000)	Paid employees for pay period including March 12 (number)	Estab-lish-ments (number)
OKLAHOMA COUNTY										
	Wholesale trade -----	1 691	11 586 251	503 103	19 764	1 399	5 683 530	384 214	15 875	292 5 902 721
50	Durable goods -----	1 172	3 133 248	298 820	11 454	1 001	1 999 649	227 583	9 373	171 1 133 599
501	Motor vehicles and motor vehicle parts and supplies -----	176	897 238	48 405	2 321	159	(D)	(D)	GG	17 (D)
5012	Automobiles and other motor vehicles -----	28	(D)	(D)	FF	21	(D)	(D)	EE	7 (D)
5013	Motor vehicle supplies and new parts -----	93	202 921	23 356	1 087	84	(D)	(D)	FF	9 (D)
5014	Tires and tubes -----	16	(D)	(D)	CC	15	(D)	(D)	CC	1 (D)
5015	Motor vehicle parts, used -----	39	24 740	5 337	333	39	24 740	5 337	333	—
502	Furniture and homefurnishings -----	48	79 383	8 741	404	44	(D)	(D)	EE	4 (D)
5021	Furniture -----	18	(D)	(D)	BB	14	(D)	(D)	BB	4 (D)
5023	Homefurnishings -----	30	(D)	(D)	EE	30	(D)	(D)	EE	—
503	Lumber and other construction materials -----	66	212 105	15 362	697	53	190 529	13 095	597	13 21 576
5031	Lumber, plywood, millwork, and wood panels -----	18	101 487	5 627	244	17	(D)	(D)	CC	1 (D)
5032	Brick, stone, and related construction materials -----	15	(D)	(D)	BB	9	(D)	(D)	BB	6 (D)
5033	Roofing, siding, and insulation materials -----	14	(D)	(D)	CC	13	(D)	(D)	CC	1 (D)
5039	Construction materials, n.e.c. -----	19	(D)	(D)	CC	14	(D)	(D)	BB	5 (D)
504	Professional and commercial equipment and supplies -----	217	584 796	83 094	2 576	188	(D)	(D)	GG	29 (D)
5043	Photographic equipment and supplies -----	4	22 762	1 560	51	3	(D)	(D)	BB	1 (D)
5044	Office equipment -----	42	118 391	22 483	757	35	(D)	(D)	EE	7 (D)
5045	Computers and computer peripheral equipment and software -----	72	215 930	31 269	842	60	(D)	(D)	EE	12 (D)
5046	Commercial equipment, n.e.c. -----	29	(D)	(D)	CC	27	(D)	(D)	CC	2 (D)
5047	Medical, dental, and hospital equipment and supplies -----	54	(D)	(D)	FF	48	111 812	10 974	390	6 (D)
5048	Ophthalmic goods -----	5	(D)	(D)	BB	4	(D)	(D)	BB	1 (D)
5049	Professional equipment and supplies, n.e.c. -----	11	13 011	1 487	51	11	13 011	1 487	51	—
505	Metals and minerals, except petroleum -----	37	92 854	7 087	281	28	62 381	6 231	252	9 30 473
5051	Metals service centers and offices -----	36	(D)	(D)	EE	28	62 381	6 231	252	8 (D)
5052	Coal and other minerals and ores -----	1	(D)	(D)	AA	—	—	—	—	1 (D)
506	Electrical goods -----	116	339 665	28 945	1 095	92	(D)	(D)	FF	24 (D)
5063	Electrical apparatus and equipment, wiring supplies, and construction materials -----	60	178 272	14 018	528	41	(D)	(D)	EE	19 (D)
5064	Electrical appliances, television and radio sets -----	13	48 319	3 087	117	13	48 319	3 087	117	—
5065	Electronic parts and equipment, n.e.c. -----	43	113 074	11 840	450	38	(D)	(D)	EE	5 (D)
507	Hardware, and plumbing and heating equipment and supplies -----	94	205 809	22 302	861	81	165 350	18 398	751	13 40 459
5072	Hardware -----	27	53 050	6 580	237	23	(D)	(D)	CC	4 (D)
5074	Plumbing and heating equipment and supplies (hydronics) -----	32	(D)	(D)	CC	28	(D)	(D)	CC	4 (D)
5075	Warm air heating and air-conditioning equipment and supplies -----	30	(D)	(D)	EE	25	(D)	(D)	EE	5 (D)
5078	Refrigeration equipment and supplies -----	5	(D)	(D)	BB	5	(D)	(D)	BB	—

OK-26 OKLAHOMA

WHOLESALE TRADE—GEOGRAPHIC AREA SERIES

Table 6. Summary Statistics for Counties With 200 Establishments or More: 1992 — Con.

[For meaning of abbreviations and symbols, see introductory text. For explanation of terms and comparability of 1987 and 1992 censuses, see appendix A. For information on geographic areas followed by ▲, see appendix F]

SIC code	Geographic area and kind of business	Estab-lish-ments (number)	Sales (\$1,000)	Annual payroll (\$1,000)	Paid employees for pay period including March 12 (number)	Merchant wholesalers			Other operating types		
						Estab-lish-ments (number)	Sales (\$1,000)	Annual payroll (\$1,000)	Paid employees for pay period including March 12 (number)	Estab-lish-ments (number)	Sales (\$1,000)
OKLAHOMA COUNTY — Con.											
50	Durable goods — Con.										
508	Machinery, equipment, and supplies -----	346	624 002	75 108	2 728	292	496 688	64 466	2 416	54	127 314
5082	Construction and mining (except petroleum) machinery and equipment -----	12	71 894	9 496	322	12	71 894	9 496	322	—	—
5083	Farm and garden machinery and equipment -----	12	14 906	1 621	98	12	14 906	1 621	98	—	—
5084	Industrial machinery and equipment -----	216	367 442	46 143	1 581	172	(D)	(D)	GG	44	(D)
5085	Industrial supplies -----	55	88 930	8 827	376	51	(D)	(D)	EE	4	(D)
5087	Service establishment equipment and supplies -----	31	40 478	5 362	243	30	(D)	(D)	CC	1	(D)
5088	Transportation equipment and supplies, except motor vehicles -----	20	40 352	3 659	108	15	(D)	(D)	CC	5	(D)
509	Miscellaneous durable goods -----	72	97 396	9 776	491	64	(D)	(D)	EE	8	(D)
5091	Sporting and recreational goods and supplies -----	15	16 485	1 582	72	13	(D)	(D)	BB	2	(D)
5092	Toys and hobby goods and supplies -----	3	(D)	(D)	BB	3	(D)	(D)	BB	—	—
5093	Scrap and waste materials -----	21	28 001	4 264	224	20	(D)	(D)	CC	1	(D)
5094	Jewelry, watches, precious stones, and precious metals -----	13	6 533	699	45	12	(D)	(D)	BB	1	(D)
5099	Durable goods, n.e.c. -----	20	(D)	(D)	CC	16	(D)	(D)	BB	4	13 306
51	Nondurable goods -----	519	8 453 003	204 283	8 310	398	3 683 881	156 631	6 502	121	4 769 122
511	Paper and paper products -----	79	242 168	21 514	900	62	210 869	19 376	828	17	31 299
5111	Printing and writing paper -----	13	(D)	(D)	CC	12	(D)	(D)	CC	1	(D)
5112	Stationery and office supplies -----	53	(D)	(D)	FF	39	(D)	(D)	EE	14	(D)
5113	Industrial and personal service paper -----	13	(D)	(D)	CC	11	(D)	(D)	CC	2	(D)
512	Drugs, drug proprietaries, and druggists' sundries -----	21	(D)	(D)	FF	19	(D)	(D)	FF	2	(D)
5122	Drugs, drug proprietaries, and druggists' sundries -----	21	(D)	(D)	FF	19	(D)	(D)	FF	2	(D)
513	Apparel, piece goods, and notions -----	31	(D)	(D)	EE	29	(D)	(D)	EE	2	(D)
5131	Piece goods, notions, and other dry goods -----	8	(D)	(D)	BB	7	(D)	(D)	BB	1	(D)
5136	Men's and boys' clothing and furnishings -----	12	(D)	(D)	CC	11	(D)	(D)	CC	1	(D)
5137	Women's, children's, and infants' clothing and accessories -----	11	12 039	948	60	11	12 039	948	60	—	—
5139	Footwear -----	—	—	—	—	—	—	—	—	—	—
514	Groceries and related products -----	134	2 189 873	100 847	4 021	90	(D)	(D)	HH	44	(D)
5141	Groceries, general line -----	14	(D)	(D)	GG	9	(D)	(D)	GG	5	(D)
5142	Packaged frozen foods -----	17	(D)	(D)	FF	9	256 910	15 276	577	8	(D)
5143	Dairy products, except dried or canned -----	7	16 660	1 910	98	5	(D)	(D)	BB	2	(D)
5144	Poultry and poultry products -----	3	21 241	1 478	100	2	(D)	(D)	BB	1	(D)
5145	Confectionery -----	7	(D)	(D)	EE	4	(D)	(D)	BB	3	(D)
5146	Fish and seafoods -----	4	(D)	(D)	BB	3	(D)	(D)	AA	1	(D)
5147	Meats and meat products -----	21	127 796	8 673	322	16	80 419	7 883	296	5	47 377
5148	Fresh fruits and vegetables -----	19	(D)	(D)	EE	18	85 827	6 585	365	1	(D)
5149	Groceries and related products, n.e.c. -----	42	519 271	20 859	815	24	205 997	5 763	264	18	313 274
515	Farm-product raw materials -----	18	(D)	(D)	BB	7	(D)	(D)	BB	11	(D)
5153	Grain and field beans -----	3	(D)	(D)	BB	3	(D)	(D)	BB	—	—
5154	Livestock -----	11	(D)	(D)	BB	1	(D)	(D)	AA	10	(D)
5159	Farm-product raw materials, n.e.c. -----	4	(D)	(D)	BB	3	(D)	(D)	AA	1	(D)
516	Chemicals and allied products -----	72	339 631	16 662	518	50	96 299	9 791	344	22	243 332
5162	Plastics materials and basic forms and shapes -----	12	(D)	(D)	CC	9	18 073	3 342	110	3	(D)
5169	Chemicals and allied products, n.e.c. -----	60	(D)	(D)	EE	41	78 226	6 449	234	19	(D)
517	Petroleum and petroleum products -----	45	3 828 692	9 817	399	41	(D)	(D)	EE	4	(D)
5171	Petroleum bulk stations and terminals -----	22	(D)	(D)	CC	19	(D)	(D)	CC	3	(D)
5172	Petroleum and petroleum products wholesalers, except bulk stations and terminals -----	23	(D)	(D)	CC	22	(D)	(D)	CC	1	(D)
518	Beer, wine, and distilled alcoholic beverages -----	11	(D)	(D)	EE	9	(D)	(D)	CC	2	(D)
5181	Beer and ale -----	6	(D)	(D)	EE	4	(D)	(D)	CC	2	(D)
5182	Wine and distilled alcoholic beverages -----	5	79 122	1 775	99	5	79 122	1 775	99	—	—
519	Miscellaneous nondurable goods -----	108	(D)	(D)	GG	91	(D)	(D)	FF	17	(D)
5191	Farm supplies -----	26	(D)	(D)	CC	25	(D)	(D)	CC	1	(D)
5192	Books, periodicals, and newspapers -----	15	(D)	(D)	CC	12	(D)	(D)	CC	3	(D)
5193	Flowers, nursery stock, and florists' supplies -----	10	(D)	(D)	CC	10	(D)	(D)	CC	—	—
5194	Tobacco and tobacco products -----	5	(D)	(D)	BB	5	(D)	(D)	BB	—	—
5198	Paints, varnishes, and supplies -----	9	(D)	(D)	BB	3	(D)	(D)	BB	6	(D)
5199	Nondurable goods, n.e.c. -----	43	(D)	(D)	EE	36	(D)	(D)	EE	7	(D)
TULSA COUNTY											
	Wholesale trade -----	1 578	7 856 380	500 162	17 347	1 307	6 017 612	388 153	14 269	271	1 838 768
50	Durable goods -----	1 166	3 726 915	365 164	12 042	969	2 696 127	282 502	10 020	197	1 030 788
501	Motor vehicles and motor vehicle parts and supplies -----	124	332 266	28 861	1 297	115	(D)	(D)	GG	9	(D)
5012	Automobiles and other motor vehicles -----	20	136 799	7 466	328	19	(D)	(D)	EE	1	(D)
5013	Motor vehicle supplies and new parts -----	69	140 093	14 355	694	63	(D)	(D)	FF	6	(D)
5014	Tires and tubes -----	12	(D)	(D)	CC	10	41 896	4 758	164	2	(D)
5015	Motor vehicle parts, used -----	23	(D)	(D)	CC	23	(D)	(D)	CC	—	—
502	Furniture and homefurnishings -----	40	(D)	(D)	EE	38	(D)	(D)	EE	2	(D)
5021	Furniture -----	15	34 335	4 230	180	13	(D)	(D)	CC	2	(D)
5023	Homefurnishings -----	25	(D)	(D)	CC	25	(D)	(D)	CC	—	—

Table 6. Summary Statistics for Counties With 200 Establishments or More: 1992 — Con.

[For meaning of abbreviations and symbols, see introductory text. For explanation of terms and comparability of 1987 and 1992 censuses, see appendix A. For information on geographic areas followed by ▲, see appendix F]

SIC code	Geographic area and kind of business	Establishments (number)	Sales (\$1,000)	Annual payroll (\$1,000)	Paid employees for pay period including March 12 (number)	Merchant wholesalers			Other operating types		
						Establishments (number)	Sales (\$1,000)	Annual payroll (\$1,000)	Paid employees for pay period including March 12 (number)	Establishments (number)	Sales (\$1,000)
TULSA COUNTY — Con.											
50	Durable goods — Con.										
503	Lumber and other construction materials	61	211 689	18 123	693	47	(D)	(D)	FF	14	(D)
5031	Lumber, plywood, millwork, and wood panels	19	110 114	7 179	285	19	110 114	7 179	285	—	—
5032	Brick, stone, and related construction materials	11	(D)	(D)	CC	5	(D)	(D)	BB	6	16 813
5033	Roofing, siding, and insulation materials	10	(D)	(D)	BB	8	(D)	(D)	BB	2	(D)
5039	Construction materials, n.e.c.	21	(D)	(D)	CC	15	(D)	(D)	CC	6	(D)
504	Professional and commercial equipment and supplies	170	429 593	70 735	2 116	150	241 258	36 606	1 455	20	188 335
5043	Photographic equipment and supplies	3	(D)	(D)	BB	3	(D)	(D)	BB	—	—
5044	Office equipment	43	(D)	(D)	EE	41	(D)	(D)	EE	2	(D)
5045	Computers and computer peripheral equipment and software	62	(D)	(D)	GG	48	96 643	12 501	509	14	(D)
5046	Commercial equipment, n.e.c.	12	(D)	(D)	CC	11	(D)	(D)	BB	1	(D)
5047	Medical, dental, and hospital equipment and supplies	38	(D)	(D)	EE	36	(D)	(D)	EE	2	(D)
5048	Ophthalmic goods	5	(D)	(D)	BB	4	(D)	(D)	BB	1	(D)
5049	Professional equipment and supplies, n.e.c.	7	(D)	(D)	BB	7	(D)	(D)	BB	—	—
505	Metals and minerals, except petroleum	68	661 491	27 157	947	52	(D)	(D)	FF	16	(D)
5051	Metals service centers and offices	65	(D)	(D)	FF	50	(D)	(D)	FF	15	(D)
5052	Coal and other minerals and ores	3	(D)	(D)	AA	2	(D)	(D)	AA	1	(D)
506	Electrical goods	148	380 926	30 670	1 045	106	(D)	(D)	FF	42	(D)
5063	Electrical apparatus and equipment, wiring supplies, and construction materials	95	(D)	(D)	FF	62	(D)	(D)	FF	33	(D)
5064	Electrical appliances, television and radio sets	4	(D)	(D)	BB	4	(D)	(D)	BB	—	—
5065	Electronic parts and equipment, n.e.c.	49	(D)	(D)	EE	40	(D)	(D)	EE	9	38 216
507	Hardware, and plumbing and heating equipment and supplies	93	387 582	49 264	1 387	78	340 175	46 505	1 294	15	47 407
5072	Hardware	39	(D)	(D)	GG	36	(D)	(D)	FF	3	7 718
5074	Plumbing and heating equipment and supplies (hydronics)	28	(D)	(D)	CC	17	34 411	3 716	137	11	(D)
5075	Warm air heating and air-conditioning equipment and supplies	18	34 578	3 274	124	17	(D)	(D)	CC	1	(D)
5078	Refrigeration equipment and supplies	8	12 978	1 542	66	8	12 978	1 542	66	—	—
508	Machinery, equipment, and supplies	390	1 136 646	117 839	3 600	316	(D)	(D)	HH	74	(D)
5082	Construction and mining (except petroleum) machinery and equipment	25	(D)	(D)	EE	24	88 348	10 342	364	1	(D)
5083	Farm and garden machinery and equipment	15	27 244	2 396	111	15	27 244	2 396	111	—	—
5084	Industrial machinery and equipment	198	605 540	67 184	1 802	143	(D)	(D)	GG	55	(D)
5085	Industrial supplies	102	271 089	25 709	853	89	214 251	22 404	763	13	56 838
5087	Service establishment equipment and supplies	28	(D)	(D)	EE	27	69 150	6 909	299	1	(D)
5088	Transportation equipment and supplies, except motor vehicles	22	(D)	(D)	CC	18	(D)	(D)	CC	4	(D)
509	Miscellaneous durable goods	72	(D)	(D)	FF	67	(D)	(D)	FF	5	(D)
5091	Sporting and recreational goods and supplies	20	(D)	(D)	CC	19	19 585	1 926	122	1	(D)
5092	Toys and hobby goods and supplies	2	(D)	(D)	BB	2	(D)	(D)	BB	—	—
5093	Scrap and waste materials	16	34 326	4 995	220	14	(D)	(D)	CC	2	(D)
5094	Jewelry, watches, precious stones, and precious metals	19	30 858	3 530	132	19	30 858	3 530	132	—	—
5099	Durable goods, n.e.c.	15	(D)	(D)	BB	13	(D)	(D)	BB	2	(D)
51	Nondurable goods	412	4 129 465	134 998	5 305	338	3 321 485	105 651	4 249	74	807 980
511	Paper and paper products	68	187 676	18 126	713	58	(D)	(D)	FF	10	(D)
5111	Printing and writing paper	12	(D)	(D)	CC	10	(D)	(D)	CC	2	(D)
5112	Stationery and office supplies	44	(D)	(D)	EE	36	(D)	(D)	EE	8	(D)
5113	Industrial and personal service paper	12	40 146	4 425	160	12	40 146	4 425	160	—	—
512	Drugs, drug proprietaries, and druggists' sundries	7	(D)	(D)	BB	7	(D)	(D)	BB	—	—
5122	Drugs, drug proprietaries, and druggists' sundries	7	(D)	(D)	BB	7	(D)	(D)	BB	—	—
513	Apparel, piece goods, and notions	30	(D)	(D)	FF	29	(D)	(D)	FF	1	(D)
5131	Piece goods, notions, and other dry goods	9	47 754	9 831	412	9	47 754	9 831	412	—	—
5136	Men's and boys' clothing and furnishings	9	(D)	(D)	BB	8	(D)	(D)	BB	1	(D)
5137	Women's, children's, and infants' clothing and accessories	10	(D)	(D)	BB	10	(D)	(D)	BB	—	—
5139	Footwear	2	(D)	(D)	AA	2	(D)	(D)	AA	—	—
514	Groceries and related products	82	1 125 576	46 692	1 961	57	(D)	(D)	GG	25	(D)
5141	Groceries, general line	14	(D)	(D)	FF	9	(D)	(D)	FF	5	(D)
5142	Packaged frozen foods	5	(D)	(D)	CC	3	(D)	(D)	CC	2	(D)
5143	Dairy products, except dried or canned	5	(D)	(D)	BB	1	(D)	(D)	AA	4	(D)
5144	Poultry and poultry products	4	(D)	(D)	BB	4	(D)	(D)	BB	—	—
5145	Confectionery	4	(D)	(D)	CC	2	(D)	(D)	BB	2	(D)
5146	Fish and seafoods	2	(D)	(D)	AA	2	(D)	(D)	AA	—	—
5147	Meats and meat products	10	(D)	(D)	CC	7	(D)	(D)	BB	3	(D)
5148	Fresh fruits and vegetables	11	(D)	(D)	CC	10	20 715	3 242	118	1	(D)
5149	Groceries and related products, n.e.c.	27	(D)	(D)	EE	19	(D)	(D)	CC	8	(D)
515	Farm-product raw materials	6	(D)	(D)	BB	4	(D)	(D)	AA	2	(D)
5153	Grain and field beans	1	(D)	(D)	AA	1	(D)	(D)	AA	—	—
5154	Livestock	3	(D)	(D)	BB	1	(D)	(D)	AA	2	(D)
5159	Farm-product raw materials, n.e.c.	2	(D)	(D)	AA	2	(D)	(D)	AA	—	—
516	Chemicals and allied products	48	516 970	15 695	427	36	(D)	(D)	EE	12	(D)
5162	Plastics materials and basic forms and shapes	7	(D)	(D)	BB	7	(D)	(D)	BB	—	—
5169	Chemicals and allied products, n.e.c.	41	(D)	(D)	EE	29	(D)	(D)	CC	12	(D)
517	Petroleum and petroleum products	67	1 589 734	13 631	437	59	1 243 867	11 753	323	8	345 867
5171	Petroleum bulk stations and terminals	30	451 903	4 961	190	27	(D)	(D)	CC	3	(D)
5172	Petroleum and petroleum products wholesalers, except bulk stations and terminals	37	1 137 831	8 670	247	32	(D)	(D)	CC	5	(D)

Table 6. Summary Statistics for Counties With 200 Establishments or More: 1992 — Con.

[For meaning of abbreviations and symbols, see introductory text. For explanation of terms and comparability of 1987 and 1992 censuses, see appendix A. For information on geographic areas followed by ▲, see appendix F]

SIC code	Geographic area and kind of business	Estab-lish-ments (number)	Sales (\$1,000)	Annual payroll (\$1,000)	Paid employees for pay period including March 12 (number)	Merchant wholesalers			Other operating types		
						Estab-lish-ments (number)	Sales (\$1,000)	Annual payroll (\$1,000)	Paid employees for pay period including March 12 (number)	Estab-lish-ments (number)	Sales (\$1,000)
TULSA COUNTY — Con.											
51	Nondurable goods — Con.										
518	Beer, wine, and distilled alcoholic beverages -----	11	(D)	(D)	EE	7	74 741	4 330	162	4	(D)
5181	Beer and ale -----	6	(D)	(D)	CC	4	(D)	(D)	BB	2	(D)
5182	Wine and distilled alcoholic beverages -----	5	(D)	(D)	CC	3	(D)	(D)	CC	2	(D)
519	Miscellaneous nondurable goods -----	93	390 118	16 764	764	81	(D)	(D)	FF	12	(D)
5191	Farm supplies -----	23	271 657	4 103	132	21	(D)	(D)	CC	2	(D)
5192	Books, periodicals, and newspapers -----	8	28 856	2 733	147	7	(D)	(D)	CC	1	(D)
5193	Flowers, nursery stock, and florists' supplies -----	11	(D)	(D)	BB	10	9 267	1 319	85	1	(D)
5194	Tobacco and tobacco products -----	1	(D)	(D)	BB	1	(D)	(D)	BB	—	—
5198	Paints, varnishes, and supplies -----	15	(D)	(D)	CC	11	(D)	(D)	BB	4	(D)
5199	Nondurable goods, n.e.c. -----	35	(D)	(D)	CC	31	(D)	(D)	CC	4	11 031

Table 7. Summary Statistics for Metropolitan Areas: 1992

[For meaning of abbreviations and symbols, see introductory text. For explanation of terms and comparability of 1987 and 1992 censuses, see appendix A. For definitions of CMSA's, MSA's, and PMSA's, see appendix D]

SIC code	Geographic area and kind of business	Estab-lish-ments (number)	Sales (\$1,000)	Annual payroll (\$1,000)	Paid employees for pay period including March 12 (number)	Merchant wholesalers			Other operating types		
						Estab-lish-ments (number)	Sales (\$1,000)	Annual payroll (\$1,000)	Paid employees for pay period including March 12 (number)	Estab-lish-ments (number)	Sales (\$1,000)
ENID, OK MSA											
	Wholesale trade -----	138	516 566	36 915	1 627	127	442 865	35 210	1 540	11	73 701
50	Durable goods -----	77	135 552	14 868	703	72	128 787	14 512	692	5	6 765
501	Motor vehicles and motor vehicle parts and supplies -----	12	22 195	2 338	120	12	22 195	2 338	120	—	—
502	Furniture and homefurnishings -----	2	(D)	(D)	AA	2	(D)	(D)	AA	—	—
503	Lumber and other construction materials -----	3	544	99	8	3	544	99	8	—	—
504	Professional and commercial equipment and supplies -----	3	3 326	1 017	31	3	3 326	1 017	31	—	—
505	Metals and minerals, except petroleum -----	3	(D)	(D)	CC	3	(D)	(D)	CC	—	—
506	Electrical goods -----	6	4 946	430	23	6	4 946	430	23	—	—
507	Hardware, and plumbing and heating equipment and supplies -----	9	8 457	678	42	9	8 457	678	42	—	—
508	Machinery, equipment, and supplies -----	36	54 878	6 235	290	31	48 113	5 879	279	5	6 765
509	Miscellaneous durable goods -----	3	(D)	(D)	BB	3	(D)	(D)	BB	—	—
51	Nondurable goods -----	61	381 014	22 047	924	55	314 078	20 698	848	6	66 936
511	Paper and paper products -----	2	(D)	(D)	BB	2	(D)	(D)	BB	—	—
512	Drugs, drug proprietaries, and druggists' sundries -----	1	(D)	(D)	AA	1	(D)	(D)	AA	—	—
513	Apparel, piece goods, and notions -----	—	—	—	—	—	—	—	—	—	—
514	Groceries and related products -----	8	53 292	8 414	361	5	(D)	(D)	EE	3	(D)
515	Farm-product raw materials -----	21	253 330	9 142	356	19	(D)	(D)	EE	2	(D)
516	Chemicals and allied products -----	6	(D)	(D)	BB	5	(D)	(D)	BB	1	(D)
517	Petroleum and petroleum products -----	10	29 607	868	48	10	29 607	868	48	—	—
518	Beer, wine, and distilled alcoholic beverages -----	2	(D)	(D)	BB	2	(D)	(D)	BB	—	—
519	Miscellaneous nondurable goods -----	11	(D)	(D)	BB	11	(D)	(D)	BB	—	—
FORT SMITH, AR—OK MSA											
	Wholesale trade -----	408	821 443	66 502	3 029	370	722 790	59 609	2 766	38	98 653
50	Durable goods -----	288	458 375	47 579	2 185	263	408 350	42 892	2 052	25	50 025
501	Motor vehicles and motor vehicle parts and supplies -----	59	112 332	9 306	470	58	(D)	(D)	EE	1	(D)
502	Furniture and homefurnishings -----	12	9 814	1 597	72	11	(D)	(D)	BB	1	(D)
503	Lumber and other construction materials -----	17	34 970	2 937	194	14	(D)	(D)	CC	3	(D)
504	Professional and commercial equipment and supplies -----	42	39 022	6 059	307	39	31 952	5 406	291	3	7 070
505	Metals and minerals, except petroleum -----	5	32 195	1 501	64	5	32 195	1 501	64	—	—
506	Electrical goods -----	26	41 315	3 977	181	23	35 321	3 808	177	3	5 994

Table 7. Summary Statistics for Metropolitan Areas: 1992 – Con.

[For meaning of abbreviations and symbols, see introductory text. For explanation of terms and comparability of 1987 and 1992 censuses, see appendix A. For definitions of CMSA's, MSA's, and PMSA's, see appendix D]

SIC code	Geographic area and kind of business	Estab-lish-ments (number)	Sales (\$1,000)	Annual payroll (\$1,000)	Paid employees for pay period including March 12 (number)	Merchant wholesalers				Other operating types	
						Estab-lish-ments (number)	Sales (\$1,000)	Annual payroll (\$1,000)	Paid employees for pay period including March 12 (number)	Estab-lish-ments (number)	Sales (\$1,000)
FORT SMITH, AR-OK MSA – Con.											
50	Durable goods – Con.										
507	Hardware, and plumbing and heating equipment and supplies	26	43 656	5 706	233	25	(D)	(D)	CC	1	(D)
508	Machinery, equipment, and supplies	88	131 709	14 854	555	75	105 430	11 614	470	13	26 279
509	Miscellaneous durable goods	13	13 362	1 642	109	13	13 362	1 642	109	–	–
51	Nondurable goods	120	363 068	18 923	844	107	314 440	16 717	714	13	48 628
511	Paper and paper products	17	22 802	2 609	104	14	20 071	2 385	95	3	2 731
512	Drugs, drug proprietaries, and druggists' sundries	2	(D)	(D)	AA	2	(D)	(D)	AA	–	–
513	Apparel, piece goods, and notions	9	2 851	377	30	9	2 851	377	30	–	–
514	Groceries and related products	19	93 850	2 496	116	16	82 400	1 640	80	3	11 450
515	Farm-product raw materials	4	41 320	761	76	3	(D)	(D)	AA	1	(D)
516	Chemicals and allied products	14	20 202	2 585	79	11	15 873	2 133	59	3	4 329
517	Petroleum and petroleum products	18	(D)	(D)	CC	17	(D)	(D)	CC	1	(D)
518	Beer, wine, and distilled alcoholic beverages	6	23 765	2 718	89	6	23 765	2 718	89	–	–
519	Miscellaneous nondurable goods	31	(D)	(D)	CC	29	(D)	(D)	CC	2	(D)
LAWTON, OK MSA											
	Wholesale trade	99	205 720	16 745	935	94	175 793	14 899	857	5	29 927
50	Durable goods	59	(D)	(D)	EE	58	(D)	(D)	EE	1	(D)
501	Motor vehicles and motor vehicle parts and supplies	13	7 618	1 546	76	13	7 618	1 546	76	–	–
502	Furniture and homefurnishings	–	–	–	–	–	–	–	–	–	–
503	Lumber and other construction materials	2	(D)	(D)	AA	2	(D)	(D)	AA	–	–
504	Professional and commercial equipment and supplies	10	5 315	1 123	69	9	(D)	(D)	BB	1	(D)
505	Metals and minerals, except petroleum	1	(D)	(D)	AA	1	(D)	(D)	AA	–	–
506	Electrical goods	9	6 431	958	36	9	6 431	958	36	–	–
507	Hardware, and plumbing and heating equipment and supplies	8	11 763	1 628	85	8	11 763	1 628	85	–	–
508	Machinery, equipment, and supplies	11	12 904	1 283	70	11	12 904	1 283	70	–	–
509	Miscellaneous durable goods	5	(D)	(D)	AA	5	(D)	(D)	AA	–	–
51	Nondurable goods	40	(D)	(D)	FF	36	(D)	(D)	EE	4	(D)
511	Paper and paper products	4	(D)	(D)	BB	3	(D)	(D)	BB	1	(D)
512	Drugs, drug proprietaries, and druggists' sundries	1	(D)	(D)	CC	1	(D)	(D)	CC	–	–
513	Apparel, piece goods, and notions	3	(D)	(D)	AA	3	(D)	(D)	AA	–	–
514	Groceries and related products	12	46 661	3 241	163	10	(D)	(D)	BB	2	(D)
515	Farm-product raw materials	3	(D)	(D)	AA	2	(D)	(D)	AA	1	(D)
516	Chemicals and allied products	1	(D)	(D)	AA	1	(D)	(D)	AA	–	–
517	Petroleum and petroleum products	6	25 981	847	57	6	25 981	847	57	–	–
518	Beer, wine, and distilled alcoholic beverages	4	34 992	2 126	99	4	34 992	2 126	99	–	–
519	Miscellaneous nondurable goods	6	(D)	(D)	BB	6	(D)	(D)	BB	–	–
OKLAHOMA CITY, OK MSA											
	Wholesale trade	2 031	13 298 358	557 026	22 357	1 696	6 414 836	430 327	18 128	335	6 883 522
50	Durable goods	1 377	3 525 523	323 235	12 674	1 182	2 184 938	248 233	10 486	195	1 340 585
501	Motor vehicles and motor vehicle parts and supplies	226	952 261	54 266	2 652	208	402 403	44 333	2 145	18	549 858
5012	Automobiles and other motor vehicles	38	659 735	17 314	820	30	131 808	10 361	417	8	527 927
5013	Motor vehicle supplies and new parts	111	215 131	25 449	1 204	102	(D)	(D)	GG	9	(D)
5014	Tires and tubes	22	47 860	5 112	232	21	(D)	(D)	CC	1	(D)
5015	Motor vehicle parts, used	55	29 535	6 391	396	55	29 535	6 391	396	–	–
502	Furniture and homefurnishings	56	83 784	9 031	431	49	74 509	8 703	415	7	9 275
5021	Furniture	23	22 550	2 045	93	16	13 275	1 717	77	7	9 275
5023	Homefurnishings	33	61 234	6 986	338	33	61 234	6 986	338	–	–
503	Lumber and other construction materials	76	225 066	16 697	771	60	200 360	14 171	658	16	24 706
5031	Lumber, plywood, millwork, and wood panels	22	107 736	6 358	292	20	(D)	(D)	EE	2	(D)
5032	Brick, stone, and related construction materials	17	26 438	2 202	103	10	14 559	1 646	75	7	11 879
5033	Roofing, siding, and insulation materials	15	68 350	4 566	216	13	(D)	(D)	CC	2	(D)
5039	Construction materials, n.e.c.	22	22 542	3 571	160	17	(D)	(D)	BB	5	(D)
504	Professional and commercial equipment and supplies	238	764 756	86 619	2 719	206	339 048	47 369	1 841	32	425 708
5043	Photographic equipment and supplies	4	22 762	1 560	51	3	(D)	(D)	BB	1	(D)
5044	Office equipment	47	121 009	23 007	791	40	(D)	(D)	FF	7	(D)
5045	Computers and computer peripheral equipment and software	82	386 017	33 512	922	67	100 212	14 623	552	15	285 805
5046	Commercial equipment, n.e.c.	30	35 406	6 345	250	28	(D)	(D)	CC	2	(D)
5047	Medical, dental, and hospital equipment and supplies	56	178 553	19 574	601	50	(D)	(D)	EE	6	(D)
5048	Ophthalmic goods	8	7 998	1 134	53	7	(D)	(D)	BB	1	(D)
5049	Professional equipment and supplies, n.e.c.	11	13 011	1 487	51	11	13 011	1 487	51	–	–
505	Metals and minerals, except petroleum	40	98 493	7 530	310	31	68 020	6 674	281	9	30 473
5051	Metals service centers and offices	39	(D)	(D)	EE	31	68 020	6 674	(D)	8	(D)
5052	Coal and other minerals and ores	1	(D)	(D)	AA	–	–	–	(D)	1	(D)

OK-30 OKLAHOMA

WHOLESALE TRADE – GEOGRAPHIC AREA SERIES

Table 7. Summary Statistics for Metropolitan Areas: 1992 — Con.

[For meaning of abbreviations and symbols, see introductory text. For explanation of terms and comparability of 1987 and 1992 censuses, see appendix A. For definitions of CMSA's, MSA's, and PMSA's, see appendix D]

SIC code	Geographic area and kind of business	Estab-lish-ments (number)	Sales (\$1,000)	Annual payroll (\$1,000)	Paid employees for pay period including March 12 (number)	Merchant wholesalers			Other operating types		
						Estab-lish-ments (number)	Sales (\$1,000)	Annual payroll (\$1,000)	Paid employees for pay period including March 12 (number)	Estab-lish-ments (number)	Sales (\$1,000)
OKLAHOMA CITY, OK MSA — Con.											
50	Durable goods — Con.										
506	Electrical goods	125	347 033	29 477	1 119	101	(D)	(D)	FF	24	(D)
5063	Electrical apparatus and equipment, wiring supplies, and construction materials	66	184 723	14 351	544	47	(D)	(D)	EE	19	(D)
5064	Electrical appliances, television and radio sets	13	48 319	3 087	117	13	48 319	3 087	117	—	—
5065	Electronic parts and equipment, n.e.c.	46	113 991	12 039	458	41	(D)	(D)	EE	5	(D)
507	Hardware, and plumbing and heating equipment and supplies	111	234 435	23 868	947	96	(D)	(D)	FF	15	(D)
5072	Hardware	30	(D)	(D)	EE	26	(D)	(D)	CC	4	(D)
5074	Plumbing and heating equipment and supplies (hydronics)	42	91 563	5 877	248	36	(D)	(D)	CC	6	(D)
5075	Warm air heating and air-conditioning equipment and supplies	34	73 156	9 211	346	29	(D)	(D)	EE	5	(D)
5078	Refrigeration equipment and supplies	5	(D)	(D)	BB	5	(D)	(D)	BB	—	—
508	Machinery, equipment, and supplies	414	680 017	83 067	3 073	350	539 718	70 168	2 704	64	140 299
5082	Construction and mining (except petroleum) machinery and equipment	12	71 894	9 496	322	12	71 894	9 496	322	—	—
5083	Farm and garden machinery and equipment	27	28 976	2 711	166	27	28 976	2 711	166	—	—
5084	Industrial machinery and equipment	253	402 134	51 426	1 785	201	301 280	39 468	1 444	52	100 854
5085	Industrial supplies	59	90 744	9 151	393	53	75 681	8 669	379	6	15 063
5087	Service establishment equipment and supplies	38	41 720	5 538	258	37	(D)	(D)	EE	1	(D)
5088	Transportation equipment and supplies, except motor vehicles	25	44 549	4 745	149	20	(D)	(D)	CC	5	(D)
509	Miscellaneous durable goods	91	139 678	12 680	652	81	(D)	(D)	FF	10	(D)
5091	Sporting and recreational goods and supplies	21	50 123	3 034	161	18	(D)	(D)	CC	3	(D)
5092	Toys and hobby goods and supplies	5	(D)	(D)	BB	5	(D)	(D)	BB	—	—
5093	Scrap and waste materials	27	29 369	4 409	236	26	(D)	(D)	CC	1	(D)
5094	Jewelry, watches, precious stones, and precious metals	14	(D)	(D)	BB	13	(D)	(D)	BB	1	(D)
5099	Durable goods, n.e.c.	24	(D)	(D)	CC	19	20 206	3 079	(D)	5	(D)
51	Nondurable goods	654	9 772 835	233 791	9 683	514	4 229 898	182 094	7 642	140	5 542 937
511	Paper and paper products	86	246 172	22 156	939	69	214 873	20 018	867	17	31 299
5111	Printing and writing paper	13	(D)	(D)	CC	12	(D)	(D)	CC	1	(D)
5112	Stationery and office supplies	59	118 750	11 337	563	45	(D)	(D)	FF	14	(D)
5113	Industrial and personal service paper	14	(D)	(D)	CC	12	(D)	(D)	CC	2	(D)
512	Drugs, drug proprietaries, and druggists' sundries	22	(D)	(D)	FF	20	(D)	(D)	FF	2	(D)
5122	Drugs, drug proprietaries, and druggists' sundries	22	(D)	(D)	FF	20	(D)	(D)	FF	2	(D)
513	Apparel, piece goods, and notions	36	(D)	(D)	EE	33	(D)	(D)	EE	3	(D)
5131	Piece goods, notions, and other dry goods	8	(D)	(D)	BB	7	(D)	(D)	BB	1	(D)
5136	Men's and boys' clothing and furnishings	15	(D)	(D)	EE	14	(D)	(D)	EE	1	(D)
5137	Women's, children's, and infants' clothing and accessories	12	(D)	(D)	BB	12	(D)	(D)	BB	—	—
5139	Footwear	1	(D)	(D)	AA	—	—	—	(D)	1	(D)
514	Groceries and related products	157	2 412 804	113 851	4 544	107	1 712 361	84 226	3 215	50	700 443
5141	Groceries, general line	19	1 109 903	45 432	1 514	13	(D)	(D)	GG	6	(D)
5142	Packaged frozen foods	18	345 891	18 010	709	9	256 910	15 276	577	9	88 981
5143	Dairy products, except dried or canned	10	19 716	2 159	114	6	10 944	1 160	78	4	8 772
5144	Poultry and poultry products	4	(D)	(D)	CC	3	(D)	(D)	BB	1	(D)
5145	Confectionery	9	52 649	5 450	363	6	(D)	(D)	BB	3	(D)
5146	Fish and seafoods	4	(D)	(D)	BB	3	(D)	(D)	AA	1	(D)
5147	Meats and meat products	25	129 881	8 797	339	20	82 504	8 007	313	5	47 377
5148	Fresh fruits and vegetables	21	86 500	6 733	374	20	(D)	(D)	EE	1	(D)
5149	Groceries and related products, n.e.c.	47	(D)	(D)	GG	27	(D)	(D)	EE	20	(D)
515	Farm-product raw materials	45	680 590	5 057	313	29	126 264	3 087	158	16	554 326
5153	Grain and field beans	19	(D)	(D)	CC	19	(D)	(D)	CC	—	—
5154	Livestock	20	566 589	1 892	158	6	(D)	(D)	AA	14	(D)
5159	Farm-product raw materials, n.e.c.	6	(D)	(D)	BB	4	(D)	(D)	AA	2	(D)
516	Chemicals and allied products	83	346 279	17 448	564	61	102 947	10 577	390	22	243 332
5162	Plastics materials and basic forms and shapes	14	27 201	3 742	117	11	(D)	(D)	CC	3	(D)
5169	Chemicals and allied products, n.e.c.	69	319 078	13 706	447	50	(D)	(D)	EE	19	(D)
517	Petroleum and petroleum products	65	4 570 433	14 439	582	58	752 019	13 733	557	7	3 818 414
5171	Petroleum bulk stations and terminals	38	4 021 718	9 925	389	34	(D)	(D)	EE	4	(D)
5172	Petroleum and petroleum products wholesalers, except bulk stations and terminals	27	548 715	4 514	193	24	(D)	(D)	CC	3	(D)
518	Beer, wine, and distilled alcoholic beverages	19	213 763	12 470	438	14	146 245	7 720	280	5	67 518
5181	Beer and ale	11	(D)	(D)	EE	9	67 123	5 945	(D)	2	(D)
5182	Wine and distilled alcoholic beverages	8	(D)	(D)	CC	5	79 122	1 775	(D)	3	(D)
519	Miscellaneous nondurable goods	141	(D)	(D)	GG	123	(D)	(D)	GG	18	(D)
5191	Farm supplies	49	88 625	7 044	354	48	(D)	(D)	EE	1	(D)
5192	Books, periodicals, and newspapers	17	(D)	(D)	CC	14	(D)	(D)	CC	3	(D)
5193	Flowers, nursery stock, and florists' supplies	11	13 796	2 321	123	11	13 796	2 321	123	—	—
5194	Tobacco and tobacco products	7	68 874	2 767	124	7	68 874	2 767	124	—	—
5198	Paints, varnishes, and supplies	10	(D)	(D)	BB	4	(D)	(D)	BB	6	(D)
5199	Nondurable goods, n.e.c.	47	(D)	(D)	EE	39	(D)	(D)	EE	8	(D)

Table 7. Summary Statistics for Metropolitan Areas: 1992 – Con.

[For meaning of abbreviations and symbols, see introductory text. For explanation of terms and comparability of 1987 and 1992 censuses, see appendix A. For definitions of CMSA's, MSA's, and PMSA's, see appendix D]

SIC code	Geographic area and kind of business	Estab-lish-ments (number)	Sales (\$1,000)	Annual payroll (\$1,000)	Paid employees for pay period including March 12 (number)	Merchant wholesalers				Other operating types	
						Estab-lish-ments (number)	Sales (\$1,000)	Annual payroll (\$1,000)	Paid employees for pay period including March 12 (number)	Estab-lish-ments (number)	Sales (\$1,000)
TULSA, OK MSA											
	Wholesale trade -----	1 785	8 430 466	532 494	18 750	1 497	6 526 785	418 290	15 581	288	1 903 681
50	Durable goods -----	1 295	3 975 246	386 973	12 875	1 088	2 907 199	303 539	10 821	207	1 068 047
501	Motor vehicles and motor vehicle parts and supplies -----	148	356 571	30 686	1 393	138	261 942	26 717	1 219	10	94 629
5012	Automobiles and other motor vehicles -----	24	153 674	8 206	364	22	(D)	(D)	EE	2	(D)
5013	Motor vehicle supplies and new parts -----	83	146 298	15 268	750	77	(D)	(D)	FF	6	(D)
5014	Tires and tubes -----	13	44 797	5 168	176	11	(D)	(D)	CC	2	(D)
5015	Motor vehicle parts, used -----	28	11 802	2 044	103	28	11 802	2 044	103	-	-
502	Furniture and home furnishings -----	42	76 693	9 891	402	38	(D)	(D)	EE	4	(D)
5021	Furniture -----	15	34 335	4 230	180	13	(D)	(D)	CC	2	(D)
5023	Home furnishings -----	27	42 358	5 661	222	25	(D)	(D)	CC	2	(D)
503	Lumber and other construction materials -----	67	212 877	18 268	705	53	(D)	(D)	FF	14	(D)
5031	Lumber, plywood, millwork, and wood panels -----	22	110 975	7 268	293	22	110 975	7 268	293	-	-
5032	Brick, stone, and related construction materials -----	12	23 844	3 166	110	6	7 031	1 710	69	6	16 813
5033	Roofing, siding, and insulation materials -----	10	(D)	(D)	BB	8	(D)	(D)	BB	2	(D)
5039	Construction materials, n.e.c. -----	23	(D)	(D)	CC	17	(D)	(D)	CC	6	(D)
504	Professional and commercial equipment and supplies -----	177	437 364	72 507	2 189	157	249 029	38 378	1 528	20	188 335
5043	Photographic equipment and supplies -----	3	(D)	(D)	BB	3	(D)	(D)	BB	-	-
5044	Office equipment -----	45	(D)	(D)	EE	43	(D)	(D)	EE	2	(D)
5045	Computers and computer peripheral equipment and software -----	63	240 583	40 008	1 010	49	(D)	(D)	FF	14	(D)
5046	Commercial equipment, n.e.c. -----	12	(D)	(D)	CC	11	(D)	(D)	BB	1	(D)
5047	Medical, dental, and hospital equipment and supplies -----	39	(D)	(D)	EE	37	(D)	(D)	EE	2	(D)
5048	Ophthalmic goods -----	6	10 654	2 414	111	5	(D)	(D)	CC	1	(D)
5049	Professional equipment and supplies, n.e.c. -----	9	5 778	1 179	51	9	5 778	1 179	51	-	-
505	Metals and minerals, except petroleum -----	81	757 715	31 608	1 107	64	522 278	27 277	1 000	17	235 437
5051	Metals service centers and offices -----	78	(D)	(D)	GG	62	(D)	(D)	FF	16	(D)
5052	Coal and other minerals and ores -----	3	(D)	(D)	AA	2	(D)	(D)	AA	1	(D)
506	Electrical goods -----	155	392 380	31 164	1 068	111	238 557	26 159	943	44	153 823
5063	Electrical apparatus and equipment, wiring supplies, and construction materials -----	99	251 597	18 844	673	65	(D)	(D)	FF	34	(D)
5064	Electrical appliances, television and radio sets -----	6	9 535	888	37	6	9 535	888	37	-	-
5065	Electronic parts and equipment, n.e.c. -----	50	131 248	11 432	358	40	(D)	(D)	EE	10	(D)
507	Hardware, and plumbing and heating equipment and supplies -----	99	400 251	50 605	1 439	84	352 844	47 846	1 346	15	47 407
5072	Hardware -----	41	274 959	40 332	1 056	38	267 241	39 143	1 009	3	7 718
5074	Plumbing and heating equipment and supplies (hydronics) -----	32	77 736	5 457	193	21	(D)	(D)	CC	11	(D)
5075	Warm air heating and air-conditioning equipment and supplies -----	18	34 578	3 274	124	17	(D)	(D)	CC	1	(D)
5078	Refrigeration equipment and supplies -----	8	12 978	1 542	66	8	12 978	1 542	66	-	-
508	Machinery, equipment, and supplies -----	443	1 211 950	127 906	3 924	365	913 714	97 909	3 135	78	298 236
5082	Construction and mining (except petroleum) machinery and equipment -----	29	98 749	10 503	369	28	(D)	(D)	EE	1	(D)
5083	Farm and garden machinery and equipment -----	22	31 309	2 790	129	21	(D)	(D)	CC	1	(D)
5084	Industrial machinery and equipment -----	233	650 357	72 741	2 017	175	422 858	46 757	1 328	58	227 499
5085	Industrial supplies -----	107	292 671	29 354	932	94	235 833	26 049	842	13	56 838
5087	Service establishment equipment and supplies -----	29	69 940	7 024	304	28	(D)	(D)	EE	1	(D)
5088	Transportation equipment and supplies, except motor vehicles -----	23	68 924	5 494	173	19	(D)	(D)	CC	4	(D)
509	Miscellaneous durable goods -----	83	129 445	14 338	648	78	(D)	(D)	FF	5	(D)
5091	Sporting and recreational goods and supplies -----	22	23 154	2 192	142	21	(D)	(D)	CC	1	(D)
5092	Toys and hobby goods and supplies -----	2	(D)	(D)	BB	2	(D)	(D)	BB	-	-
5093	Scrap and waste materials -----	21	49 237	6 329	285	19	(D)	(D)	EE	2	(D)
5094	Jewelry, watches, precious stones, and precious metals -----	19	30 858	3 530	132	19	30 858	3 530	132	-	-
5099	Durable goods, n.e.c. -----	19	(D)	(D)	BB	17	(D)	(D)	BB	2	(D)
51	Nondurable goods -----	490	4 455 220	145 521	5 875	409	3 619 586	114 751	4 760	81	835 634
511	Paper and paper products -----	73	188 143	18 225	722	63	(D)	(D)	FF	10	(D)
5111	Printing and writing paper -----	12	(D)	(D)	CC	10	(D)	(D)	CC	2	(D)
5112	Stationery and office supplies -----	49	(D)	(D)	EE	41	(D)	(D)	EE	8	(D)
5113	Industrial and personal service paper -----	12	40 146	4 425	160	12	40 146	4 425	160	-	-
512	Drugs, drug proprietaries, and druggists' sundries -----	9	106 702	2 034	80	8	(D)	(D)	BB	1	(D)
5122	Drugs, drug proprietaries, and druggists' sundries -----	9	106 702	2 034	80	8	(D)	(D)	BB	1	(D)
513	Apparel, piece goods, and notions -----	31	(D)	(D)	FF	30	(D)	(D)	FF	1	(D)
5131	Piece goods, notions, and other dry goods -----	9	47 754	9 831	412	9	47 754	9 831	412	1	(D)
5136	Men's and boys' clothing and furnishings -----	9	(D)	(D)	BB	8	(D)	(D)	BB	1	(D)
5137	Women's, children's, and infants' clothing and accessories -----	11	9 584	1 681	87	11	9 584	1 681	87	-	-
5139	Footwear -----	2	(D)	(D)	AA	2	(D)	(D)	AA	-	-
514	Groceries and related products -----	92	1 151 202	48 860	2 063	66	929 767	37 040	1 605	26	221 435
5141	Groceries, general line -----	15	(D)	(D)	FF	10	(D)	(D)	FF	5	(D)
5142	Packaged frozen foods -----	6	(D)	(D)	CC	3	(D)	(D)	CC	3	(D)
5143	Dairy products, except dried or canned -----	6	29 148	1 118	39	2	(D)	(D)	AA	4	(D)
5144	Poultry and poultry products -----	5	16 452	1 402	72	5	16 452	1 402	72	-	-
5145	Confectionery -----	5	(D)	(D)	CC	3	1 190	243	(D)	2	(D)

OK-32 OKLAHOMA

WHOLESALE TRADE—GEOGRAPHIC AREA SERIES

Table 7. Summary Statistics for Metropolitan Areas: 1992 – Con.

[For meaning of abbreviations and symbols, see introductory text. For explanation of terms and comparability of 1987 and 1992 censuses, see appendix A. For definitions of CMSA's, MSA's, and PMSA's, see appendix D]

SIC code	Geographic area and kind of business	Estab-lish-ments (number)	Sales (\$1,000)	Annual payroll (\$1,000)	Paid employees for pay period including March 12 (number)	Merchant wholesalers			Other operating types	
						Estab-lish-ments (number)	Sales (\$1,000)	Annual payroll (\$1,000)	Paid employees for pay period including March 12 (number)	Estab-lish-ments (number)
TULSA, OK MSA – Con.										
51	Nondurable goods – Con.									
514	Groceries and related products – Con.									
5146	Fish and seafoods -----	2	(D)	(D)	AA	2	(D)	(D)	AA	–
5147	Meats and meat products -----	10	(D)	(D)	CC	7	(D)	(D)	BB	3 (D)
5148	Fresh fruits and vegetables -----	12	24 802	3 291	121	11	(D)	(D)	CC	1 (D)
5149	Groceries and related products, n.e.c. -----	31	(D)	(D)	EE	23	(D)	(D)	EE	8 (D)
515	Farm-product raw materials -----	13	197 156	2 058	137	10	177 108	1 931	113	3 20 048
5153	Grain and field beans -----	5	170 791	1 058	42	5	170 791	1 058	42	–
5154	Livestock -----	6	(D)	(D)	BB	3	(D)	(D)	BB	3 20 048
5159	Farm-product raw materials, n.e.c. -----	2	(D)	(D)	AA	2	(D)	(D)	AA	–
516	Chemicals and allied products -----	57	530 719	17 761	519	43	396 303	9 808	326	14 134 416
5162	Plastics materials and basic forms and shapes -----	10	9 814	1 548	101	9	(D)	(D)	BB	1 (D)
5169	Chemicals and allied products, n.e.c. -----	47	520 905	16 213	418	34	(D)	(D)	CC	13 (D)
517	Petroleum and petroleum products -----	85	1 644 571	15 776	555	77	1 298 704	13 898	441	8 345 867
5171	Petroleum bulk stations and terminals -----	44	495 885	6 446	268	41	(D)	(D)	EE	3 (D)
5172	Petroleum and petroleum products wholesalers, except bulk stations and terminals -----	41	1 148 686	9 330	287	36	(D)	(D)	CC	5 (D)
518	Beer, wine, and distilled alcoholic beverages -----	12	132 762	9 310	339	7	74 741	4 330	162	5 58 021
5181	Beer and ale -----	6	(D)	(D)	CC	4	(D)	(D)	BB	2 (D)
5182	Wine and distilled alcoholic beverages -----	6	(D)	(D)	CC	3	(D)	(D)	CC	3 (D)
519	Miscellaneous nondurable goods -----	118	(D)	(D)	FF	105	(D)	(D)	FF	13 (D)
5191	Farm supplies -----	38	290 376	5 076	203	36	(D)	(D)	CC	2 (D)
5192	Books, periodicals, and newspapers -----	12	(D)	(D)	CC	10	(D)	(D)	CC	2 (D)
5193	Flowers, nursery stock, and florists' supplies -----	13	10 565	1 391	92	12	(D)	(D)	BB	1 (D)
5194	Tobacco and tobacco products -----	2	(D)	(D)	BB	2	(D)	(D)	BB	–
5198	Paints, varnishes, and supplies -----	16	18 098	2 767	116	12	(D)	(D)	BB	4 (D)
5199	Nondurable goods, n.e.c. -----	37	42 278	5 487	255	33	31 247	4 921	226	4 11 031

Table 8. Summary Statistics for the Area Outside Metropolitan Areas: 1992

[For meaning of abbreviations and symbols, see introductory text. For explanation of terms and comparability of 1987 and 1992 censuses, see appendix A. For definitions of CMSA's, MSA's, and PMSA's, see appendix D]

SIC code	Kind of business	Estab-lish-ments (number)	Sales (\$1,000)	Annual payroll (\$1,000)	Paid employees for pay period including March 12 (number)	Merchant wholesalers			Other operating types	
						Estab-lish-ments (number)	Sales (\$1,000)	Annual payroll (\$1,000)	Paid employees for pay period including March 12 (number)	Estab-lish-ments (number)
	Wholesale trade -----	1 919	3 874 182	252 477	14 091	1 748	(D)	(D)	JJ	171 (D)
50	Durable goods -----	989	(D)	(D)	11	917	(D)	(D)	11	72 (D)
501	Motor vehicles and motor vehicle parts and supplies -----	209	220 784	21 258	1 213	203	204 395	20 401	1 179	6 16 389
5012	Automobiles and other motor vehicles -----	26	98 528	4 348	229	23	(D)	(D)	CC	3 (D)
5013	Motor vehicle supplies and new parts -----	117	(D)	(D)	FF	114	(D)	(D)	FF	3 (D)
5014	Tires and tubes -----	21	(D)	(D)	CC	21	(D)	(D)	CC	–
5015	Motor vehicle parts, used -----	45	(D)	(D)	CC	45	(D)	(D)	CC	–
502	Furniture and home furnishings -----	12	(D)	(D)	BB	11	(D)	(D)	BB	1 (D)
5021	Furniture -----	4	(D)	(D)	BB	3	(D)	(D)	BB	1 (D)
5023	Home furnishings -----	8	(D)	(D)	BB	8	(D)	(D)	BB	–
503	Lumber and other construction materials -----	39	(D)	(D)	CC	36	(D)	(D)	CC	3 (D)
5031	Lumber, plywood, millwork, and wood panels -----	14	(D)	(D)	CC	14	(D)	(D)	CC	–
5032	Brick, stone, and related construction materials -----	11	(D)	(D)	BB	11	(D)	(D)	BB	–
5033	Roofing, siding, and insulation materials -----	4	(D)	(D)	BB	2	(D)	(D)	AA	2 (D)
5039	Construction materials, n.e.c. -----	10	(D)	(D)	BB	9	(D)	(D)	BB	1 (D)
504	Professional and commercial equipment and supplies -----	89	84 955	11 492	632	85	(D)	(D)	FF	4 (D)
5043	Photographic equipment and supplies -----	1	(D)	(D)	AA	–	–	–	–	1 (D)
5044	Office equipment -----	31	(D)	(D)	CC	31	(D)	(D)	CC	–
5045	Computers and computer peripheral equipment and software -----	24	33 343	3 259	153	22	(D)	(D)	CC	2 (D)
5046	Commercial equipment, n.e.c. -----	9	(D)	(D)	BB	9	(D)	(D)	BB	–
5047	Medical, dental, and hospital equipment and supplies -----	12	(D)	(D)	BB	12	(D)	(D)	BB	–
5048	Ophthalmic goods -----	4	(D)	(D)	BB	3	(D)	(D)	BB	1 (D)
5049	Professional equipment and supplies, n.e.c. -----	8	7 795	530	36	8	7 795	530	36	–
505	Metals and minerals, except petroleum -----	28	25 886	2 696	148	25	25 193	2 506	140	3 693
5051	Metals service centers and offices -----	23	(D)	(D)	CC	21	(D)	(D)	CC	2 (D)
5052	Coal and other minerals and ores -----	5	(D)	(D)	AA	4	(D)	(D)	AA	1 (D)
506	Electrical goods -----	56	(D)	(D)	EE	55	(D)	(D)	EE	1 (D)
5063	Electrical apparatus and equipment, wiring supplies, and construction materials -----	37	(D)	(D)	CC	36	(D)	(D)	CC	1 (D)
5064	Electrical appliances, television and radio sets -----	6	(D)	(D)	CC	6	(D)	(D)	CC	–
5065	Electronic parts and equipment, n.e.c. -----	13	(D)	(D)	BB	13	(D)	(D)	BB	–

Table 8. Summary Statistics for the Area Outside Metropolitan Areas: 1992 —Con.

[For meaning of abbreviations and symbols, see introductory text. For explanation of terms and comparability of 1987 and 1992 censuses, see appendix A. For definitions of CMSA's, MSA's, and PMSA's, see appendix D]

SIC code	Kind of business	Estab-lish-ments (number)	Sales (\$1,000)	Annual payroll (\$1,000)	Paid employees for pay period including March 12 (number)	Merchant wholesalers			Other operating types		
						Estab-lish-ments (number)	Sales (\$1,000)	Annual payroll (\$1,000)	Paid employees for pay period including March 12 (number)	Estab-lish-ments (number)	Sales (\$1,000)
Wholesale trade —Con.											
50	Durable goods —Con.										
507	Hardware, and plumbing and heating equipment and supplies	55	(D)	(D)	CC	54	(D)	(D)	CC	1	(D)
5072	Hardware	11	(D)	(D)	BB	10	(D)	(D)	BB	1	(D)
5074	Plumbing and heating equipment and supplies (hydronics)	30	40 348	3 495	155	30	40 348	3 495	155	-	-
5075	Warm air heating and air-conditioning equipment and supplies	9	(D)	(D)	BB	9	(D)	(D)	BB	-	-
5078	Refrigeration equipment and supplies	5	(D)	(D)	AA	5	(D)	(D)	AA	-	-
508	Machinery, equipment, and supplies	430	(D)	(D)	HH	380	485 625	48 886	2 477	50	(D)
5082	Construction and mining (except petroleum) machinery and equipment	13	15 096	1 433	77	13	15 096	1 433	77	-	-
5083	Farm and garden machinery and equipment	138	236 465	20 327	1 090	130	(D)	(D)	GG	8	(D)
5084	Industrial machinery and equipment	186	(D)	(D)	FF	146	(D)	(D)	FF	40	(D)
5085	Industrial supplies	58	(D)	(D)	FF	58	(D)	(D)	FF	-	-
5087	Service establishment equipment and supplies	29	(D)	(D)	CC	28	(D)	(D)	CC	1	(D)
5088	Transportation equipment and supplies, except motor vehicles	6	2 677	403	27	5	(D)	(D)	BB	1	(D)
509	Miscellaneous durable goods	71	81 022	12 748	626	68	(D)	(D)	FF	3	(D)
5091	Sporting and recreational goods and supplies	5	(D)	(D)	BB	5	(D)	(D)	BB	-	-
5092	Toys and hobby goods and supplies	5	(D)	(D)	BB	5	(D)	(D)	BB	-	-
5093	Scrap and waste materials	46	(D)	(D)	FF	44	(D)	(D)	EE	2	(D)
5094	Jewelry, watches, precious stones, and precious metals	1	(D)	(D)	AA	1	(D)	(D)	AA	-	-
5099	Durable goods, n.e.c.	14	(D)	(D)	BB	13	(D)	(D)	BB	1	(D)
51	Nondurable goods	930	(D)	(D)	II	831	(D)	(D)	II	99	(D)
511	Paper and paper products	38	(D)	(D)	CC	37	(D)	(D)	CC	1	(D)
5111	Printing and writing paper	4	(D)	(D)	AA	3	(D)	(D)	AA	1	(D)
5112	Stationery and office supplies	30	(D)	(D)	CC	30	(D)	(D)	CC	-	-
5113	Industrial and personal service paper	4	(D)	(D)	BB	4	(D)	(D)	BB	-	-
512	Drugs, drug proprietaries, and druggists' sundries	13	(D)	(D)	EE	13	(D)	(D)	EE	-	-
5122	Drugs, drug proprietaries, and druggists' sundries	13	(D)	(D)	EE	13	(D)	(D)	EE	-	-
513	Apparel, piece goods, and notions	12	(D)	(D)	CC	12	(D)	(D)	CC	-	-
5131	Piece goods, notions, and other dry goods	3	(D)	(D)	BB	3	(D)	(D)	BB	-	-
5136	Men's and boys' clothing and furnishings	2	(D)	(D)	AA	2	(D)	(D)	AA	-	-
5137	Women's, children's, and infants' clothing and accessories	7	(D)	(D)	BB	7	(D)	(D)	BB	-	-
5139	Footwear	-	-	-	-	-	-	-	-	-	-
514	Groceries and related products	108	(D)	(D)	FF	73	(D)	(D)	EE	35	105 123
5141	Groceries, general line	9	(D)	(D)	BB	9	(D)	(D)	BB	-	-
5142	Packages, frozen foods	9	(D)	(D)	BB	8	48 320	2 006	84	1	(D)
5143	Dairy products, except dried or canned	18	19 974	1 310	74	8	(D)	(D)	BB	10	(D)
5144	Poultry and poultry products	3	(D)	(D)	BB	3	(D)	(D)	BB	-	-
5145	Confectionery	9	(D)	(D)	BB	8	(D)	(D)	BB	1	(D)
5146	Fish and seafoods	2	(D)	(D)	AA	2	(D)	(D)	AA	-	-
5147	Meats and meat products	7	(D)	(D)	BB	6	(D)	(D)	BB	1	(D)
5148	Fresh fruits and vegetables	9	(D)	(D)	BB	9	(D)	(D)	BB	-	-
5149	Groceries and related products, n.e.c.	42	87 674	10 313	463	20	20 906	2 772	143	22	66 768
515	Farm-product raw materials	200	1 069 140	30 333	2 561	167	(D)	(D)	GG	33	(D)
5153	Grain and field beans	137	(D)	(D)	GG	135	502 072	22 625	1 105	2	(D)
5154	Livestock	51	506 077	5 444	1 298	21	59 502	1 523	323	30	446 575
5159	Farm-product raw materials, n.e.c.	12	(D)	(D)	CC	11	(D)	(D)	CC	1	(D)
516	Chemicals and allied products	79	118 452	11 450	458	56	(D)	(D)	EE	23	(D)
5162	Plastics materials and basic forms and shapes	7	(D)	(D)	BB	7	(D)	(D)	BB	-	-
5169	Chemicals and allied products, n.e.c.	72	(D)	(D)	EE	49	(D)	(D)	EE	23	(D)
517	Petroleum and petroleum products	210	(D)	(D)	GG	205	(D)	(D)	GG	5	24 390
5171	Petroleum bulk stations and terminals	146	(D)	(D)	FF	141	(D)	(D)	FF	5	24 390
5172	Petroleum and petroleum products wholesalers, except bulk stations and terminals	64	(D)	(D)	EE	64	(D)	(D)	EE	-	-
518	Beer, wine, and distilled alcoholic beverages	32	(D)	(D)	EE	32	(D)	(D)	EE	-	-
5181	Beer and ale	31	(D)	(D)	EE	31	(D)	(D)	EE	-	-
5182	Wine and distilled alcoholic beverages	1	(D)	(D)	BB	1	(D)	(D)	BB	-	-
519	Miscellaneous nondurable goods	238	400 421	26 472	1 672	236	(D)	(D)	GG	2	(D)
5191	Farm supplies	194	(D)	(D)	GG	192	(D)	(D)	GG	2	(D)
5192	Books, periodicals, and newspapers	1	(D)	(D)	BB	1	(D)	(D)	BB	-	-
5193	Flowers, nursery stock, and florists' supplies	8	(D)	(D)	CC	8	(D)	(D)	CC	-	-
5194	Tobacco and tobacco products	12	92 591	4 312	234	12	92 591	4 312	234	-	-
5198	Paints, varnishes, and supplies	2	(D)	(D)	AA	2	(D)	(D)	AA	-	-
5199	Nondurable goods, n.e.c.	21	(D)	(D)	BB	21	(D)	(D)	BB	-	-

Table 9. Places With 2,500 Inhabitants or More Ranked by Volume of Sales: 1992

[For meaning of abbreviations and symbols, see introductory text. For explanation of terms and comparability of 1987 and 1992 censuses, see appendix A. For information on geographic areas followed by ▲, see appendix F]

Geographic area	Rank ¹	Sales (\$1,000)	Cumulative		Geographic area	Rank ¹	Sales (\$1,000)	Cumulative	
			Sales (\$1,000)	Percent of State total				Sales (\$1,000)	Percent of State total
Oklahoma.....	(X)	26 381 216	26 381 216	100.0	Oklahoma—Con.				
Oklahoma City ▲.....	1	11 092 697	11 092 697	42.0	Bristow.....	56	13 885	22 706 516	86.1
Tulsa ▲.....	2	6 960 262	18 052 959	68.4	Tuttle.....	57	13 374	22 719 890	86.1
Norman.....	3	474 444	18 527 403	70.2	Jenks.....	58	12 520	22 732 410	86.2
Enid.....	4	468 836	18 996 239	72.0	Dewey.....	59	12 307	22 744 717	86.2
Broken Arrow ▲.....	5	227 622	19 223 861	72.9	Wagoner.....	60	11 545	22 756 262	86.3
The Village.....	6	209 478	19 433 339	73.7	Lone Grove.....	61	10 245	22 766 507	86.3
Shawnee.....	7	196 204	19 629 543	74.4	Bixby ▲.....	62	9 724	22 776 231	86.3
Muskogee.....	8	191 295	19 820 838	75.1	Wilburton.....	63	9 656	22 785 887	86.4
El Reno.....	9	179 690	20 000 528	75.8	Pawhuska.....	64	8 608	22 794 495	86.4
Sand Springs ▲.....	10	166 515	20 167 043	76.4	Davis ▲.....	65	8 530	22 803 025	86.4
Ardmore.....	11	160 472	20 327 515	77.1	Grove.....	66	8 292	22 811 317	86.5
Catoosa ▲.....	12	129 943	20 457 458	77.5	Broken Bow.....	67	7 233	22 818 550	86.5
Del City.....	13	124 947	20 582 405	78.0	Henryetta.....	68	6 601	22 825 151	86.5
Ada.....	14	120 531	20 702 936	78.5	Fairview.....	69	5 677	22 830 828	86.5
Woodward.....	15	118 021	20 820 957	78.9	Choctaw.....	70	5 360	22 836 188	86.6
Edmond.....	16	113 917	20 934 874	79.4	Mustang.....	71	4 949	22 841 137	86.6
McAlester.....	17	104 814	21 039 688	79.8	Checotah.....	72	4 784	22 845 921	86.6
Chickasha.....	18	98 003	21 137 691	80.1	Drumright ▲.....	73	3 212	22 849 133	86.6
Durant.....	19	97 087	21 234 778	80.5	Walters.....	74	3 211	22 852 344	86.6
Stillwater.....	20	93 219	21 327 997	80.8	Stilwell.....	75	2 131	22 854 475	86.6
Clinton ▲.....	21	88 332	21 416 329	81.2	Spencer.....	76	2 015	22 856 490	86.6
Ponca City ▲.....	22	84 392	21 500 721	81.5	Skiatook ▲.....	77	2 006	22 858 496	86.6
Duncan.....	23	70 737	21 571 458	81.8	Piedmont ▲.....	78	519	22 859 015	86.6
Guymon.....	24	68 582	21 640 040	82.0	Wewoka.....	79	457	22 859 472	86.7
Midwest City.....	25	63 233	21 703 273	82.3	Heavener.....	(X)	-	22 859 472	86.7
Cushing.....	26	62 449	21 765 722	82.5	Bethel Acres.....	(X)	-	22 859 472	86.7
Altus.....	27	57 368	21 823 090	82.7	Muldrow.....	(X)	-	(X)	(X)
Weatherford.....	28	52 074	21 875 164	82.9	Antlers.....	(X)	(D)	(X)	(X)
Yukon.....	29	51 968	21 927 132	83.1	Chandler.....	(X)	(D)	(X)	(X)
Bartlesville ▲.....	30	51 595	21 978 727	83.3	Cleveland.....	(X)	(D)	(X)	(X)
Pryor Creek.....	31	47 209	22 025 936	83.5	Collinsville ▲.....	(X)	(D)	(X)	(X)
Idabel.....	32	47 054	22 072 990	83.7	Coweta.....	(X)	(D)	(X)	(X)
Anadarko.....	33	46 788	22 119 778	83.8	Eufaula.....	(X)	(D)	(X)	(X)
Kingfisher.....	34	43 021	22 162 799	84.0	Fort Gibson.....	(X)	(D)	(X)	(X)
Atoka.....	35	39 017	22 201 816	84.2	Glenpool.....	(X)	(D)	(X)	(X)
Elk City.....	36	37 562	22 239 378	84.3	Guthrie.....	(X)	(D)	(X)	(X)
Warr Acres.....	37	36 637	22 276 015	84.4	Harrar.....	(X)	(D)	(X)	(X)
Bethany.....	38	35 494	22 311 509	84.6	Holdenville.....	(X)	(D)	(X)	(X)
Tahlequah.....	39	33 536	22 345 045	84.7	Hollis.....	(X)	(D)	(X)	(X)
Vinita.....	40	28 676	22 373 721	84.8	Hugo.....	(X)	(D)	(X)	(X)
Madill.....	41	28 437	22 402 158	84.9	Lawton.....	(X)	(D)	(X)	(X)
Okmulgee.....	42	27 887	22 430 045	85.0	McLoud.....	(X)	(D)	(X)	(X)
Claremore.....	43	27 410	22 457 455	85.1	Mangum.....	(X)	(D)	(X)	(X)
Lindsay.....	44	23 937	22 481 392	85.2	Marlow.....	(X)	(D)	(X)	(X)
Pauls Valley.....	45	23 871	22 505 263	85.3	Miami.....	(X)	(D)	(X)	(X)
Frederick.....	46	22 939	22 528 202	85.4	Moore.....	(X)	(D)	(X)	(X)
Poteau.....	47	22 625	22 550 827	85.5	Newcastle.....	(X)	(D)	(X)	(X)
Alva.....	48	22 210	22 573 037	85.6	New Cordell.....	(X)	(D)	(X)	(X)
Owasso ▲.....	49	20 623	22 593 660	85.6	Nichols Hills.....	(X)	(D)	(X)	(X)
Blackwell.....	50	19 623	22 613 283	85.7	Noble.....	(X)	(D)	(X)	(X)
Tonkawa.....	51	17 216	22 630 499	85.8	Nowata.....	(X)	(D)	(X)	(X)
Healdton.....	52	17 129	22 647 628	85.8	Okemah.....	(X)	(D)	(X)	(X)
Hobart.....	53	15 489	22 663 117	85.9	Perry.....	(X)	(D)	(X)	(X)
Sallisaw.....	54	14 776	22 677 893	86.0	Pocola.....	(X)	(D)	(X)	(X)
Purcell ▲.....	55	14 738	22 692 631	86.0	Sapulpa.....	(X)	(D)	(X)	(X)
					Sayre.....	(X)	(D)	(X)	(X)
					Seminole.....	(X)	(D)	(X)	(X)
					Stigler.....	(X)	(D)	(X)	(X)
					Stroud ▲.....	(X)	(D)	(X)	(X)
					Sulphur.....	(X)	(D)	(X)	(X)
					Tecumseh.....	(X)	(D)	(X)	(X)
					Tishomingo.....	(X)	(D)	(X)	(X)
					Watonga.....	(X)	(D)	(X)	(X)

¹Places with suppressed sales (if applicable) are listed at end of table rather than by rank to avoid disclosing data for individual companies.

Table 10. Counties Ranked by Volume of Sales: 1992

[For meaning of abbreviations and symbols, see introductory text. For explanation of terms and comparability of 1987 and 1992 censuses, see appendix A. For information on geographic areas followed by ▲, see appendix F]

Geographic area	Rank ¹	Sales (\$1,000)	Cumulative		Geographic area	Rank ¹	Sales (\$1,000)	Cumulative	
			Sales (\$1,000)	Percent of State total				Sales (\$1,000)	Percent of State total
Oklahoma.....	(X)	26 381 216	26 381 216	100.0	Oklahoma—Con.				
Oklahoma	1	11 586 251	11 586 251	43.9	Atoka	36	49 006	24 916 478	94.4
Tulsa	2	7 856 380	19 442 631	73.7	Alfalfa	37	48 257	24 964 735	94.6
Cleveland	3	559 488	20 002 119	75.8	Cherokee	38	47 124	25 011 859	94.8
Garfield	4	516 566	20 518 685	77.8	Beckham	39	46 922	25 058 781	95.0
Canadian	5	463 485	20 982 170	79.5	Tillman	40	46 541	25 105 322	95.2
					Latimer	41	43 947	25 149 269	95.3
Rogers	6	342 483	21 324 653	80.8	Seminole	42	41 295	25 190 564	95.5
Muskogee	7	257 504	21 582 157	81.8	Osage	43	40 527	25 231 091	95.6
Pottawatomie	8	213 135	21 795 292	82.6	Woods	44	39 079	25 270 170	95.8
Carter	9	211 600	22 006 892	83.4	Washita	45	37 731	25 307 901	95.9
Comanche	10	205 720	22 212 612	84.2	Choctaw	46	37 337	25 345 238	96.1
					Okmulgee	47	36 318	25 381 556	96.2
Payne.....	11	193 558	22 406 170	84.9	Marshall	48	35 483	25 417 039	96.3
Pontotoc	12	187 765	22 593 935	85.6	Haskell	49	35 437	25 452 476	96.5
Custer	13	171 127	22 765 062	86.3	Grant	50	35 376	25 487 852	96.6
Bryan	14	161 209	22 926 271	86.9	Le Flore	51	33 133	25 520 985	96.7
Kay	15	156 966	23 083 237	87.5	Pawnee	52	32 597	25 553 582	96.9
					Noble	53	27 167	25 580 749	97.0
Grady	16	150 087	23 233 324	88.1	Adair	54	25 123	25 605 872	97.1
Texas	17	148 219	23 381 543	88.6	Major	55	20 495	25 626 367	97.1
Creek	18	138 336	23 519 879	89.2	Harper	56	20 192	25 646 559	97.2
Woodward	19	121 755	23 641 634	89.6	Harmon	57	20 057	25 666 616	97.3
Pittsburg	20	116 383	23 758 017	90.1	Delaware	58	19 858	25 686 474	97.4
					Cotton	59	17 730	25 704 204	97.4
Caddo	21	116 284	23 874 301	90.5	Dewey	60	17 039	25 721 243	97.5
Kingfisher	22	114 652	23 988 953	90.9	Cimarron	61	16 544	25 737 787	97.6
Stephens	23	107 479	24 096 432	91.3	Johnston	62	15 730	25 753 517	97.6
Washington	24	79 958	24 176 390	91.6	Hughes	63	14 409	25 767 926	97.7
Mayes	25	78 647	24 255 037	91.9	McIntosh	64	11 928	25 779 854	97.7
					Love	65	9 453	25 789 307	97.8
Jackson	26	77 297	24 332 334	92.2	Nowata	66	8 942	25 798 249	97.8
Ottawa	27	73 973	24 406 307	92.5	Beaver	67	8 591	25 806 840	97.8
McCurtain	28	62 422	24 468 729	92.8	Greer	68	7 524	25 814 364	97.9
Craig	29	60 934	24 529 663	93.0	Pushmataha	69	6 359	25 820 723	97.9
Lincoln	30	60 680	24 590 343	93.2	Okfuskee	70	5 524	25 826 247	97.9
					Roger Mills	71	4 937	25 831 184	97.9
Blaine	31	57 065	24 647 408	93.4	Coal	72	1 991	25 833 175	97.9
Kiowa	32	56 164	24 703 572	93.6	Ellis	(X)	(D)	(X)	(X)
Sequoyah	33	55 924	24 759 496	93.9	Jefferson	(X)	(D)	(X)	(X)
Garvin	34	55 236	24 814 732	94.1	Logan	(X)	(D)	(X)	(X)
Wagoner	35	52 740	24 867 472	94.3	McClain	(X)	(D)	(X)	(X)
					Murray	(X)	(D)	(X)	(X)

¹Counties with suppressed sales (if applicable) are listed at end of table rather than by rank to avoid disclosing data for individual companies.

Appendix A.

General Explanation

CENSUS COVERAGE AND METHODOLOGY

Structure and method of enumeration. All wholesale firms that had at least one quarter of payroll in 1992 were included in the census of wholesale trade and were mailed either a regular census form or a short form designed to collect basic data and classification information only. The coverage and the method of obtaining census information from each follow:

1. Large companies, i.e., all multiunit firms and all single unit firms above the payroll size cutoff established to separate large from small employers, and a 10-percent sample of the small employers were mailed the appropriate 1992 Census of Distributive Trades establishment report forms. Although the payroll cutoff varied by kind of business, small employers generally included firms with one to three employees and represented about 10 percent of total wholesale sales. For the large companies, a report of company organization is conducted periodically to identify firms which operated establishments at more than one location and to obtain information on payroll and mid-March employment at each location. The 1991 Report of Company Organization was used as a coverage check in the census. In the 1992 Census, all multiestablishment firms were asked to notify the Census Bureau of any establishments for which a form was not received. Report forms were subsequently provided to the firms for these establishments.
2. Small companies other than those included in the 10-percent sample described above were mailed the short forms, which did not include questions on sales by commodity lines and employment by principal activity.

Method of classifying kinds of business. Establishments receiving the regular census forms were classified on the basis of their answers to questions on sales by commodity lines and other inquiries. Those that received short forms were classified on the basis of their self-designation and answers to other inquiries.

COMPARABILITY OF THE 1987 AND 1992 CENSUSES

The 1987 and 1992 censuses were conducted under similar conditions and procedures except for the following:

Classifications. In both 1992 and 1987, classifications are based on the *1987 Standard Industrial Classification (SIC) Manual*.¹ As a result of a later clarification in 1992, the sale of industrial controls has been classified in electrical apparatus and equipment, wiring supplies, and construction materials (SIC 5063) as it was in 1982 and all previous censuses. In 1987, the sale of industrial controls was classified in industrial machinery and equipment (SIC 5084).

Geographic areas. The boundaries of a number of areas for which data are shown in the 1992 census are not the same as in the 1987 census because of annexations; other boundary changes; and redefinitions of metropolitan statistical areas (MSA's), primary metropolitan statistical areas (PMSA's), and consolidated metropolitan statistical areas (CMSA's).² In addition, data for consolidated cities are included in the 1992 census.

Data for special economic urban areas (SEUA's) with 10,000 inhabitants or more in Michigan, Minnesota, New York, and Wisconsin qualified for publication in the 1992 census. This included townships in Michigan and Minnesota and towns in New York and Wisconsin. However, Minnesota did not have any townships that met the publication criteria.

EXPLANATION OF TERMS

Establishments. An establishment is a single physical location at which business is conducted. It is not necessarily identical with a company or enterprise, which may consist of one establishment or more. Census of wholesale trade figures represent a summary of reports for individual establishments rather than companies. For cases where a census report was received, separate information was obtained for each location where business was conducted. When administrative records of other Federal agencies were used instead of a census report, no information was available on the number of locations operated. Estimates of this number were derived from a sample and are provided in the wholesale trade report, *Miscellaneous*

¹*Standard Industrial Classification Manual: 1987.* For sale by Superintendent of Documents, U.S. Government Printing Office, Washington, DC 20402. Stock No. 041-001-00314-2.

²Newly defined metropolitan areas (MA's) were announced by the Office of Management and Budget (OMB) effective June 30, 1993.

Subjects (WC92-S-4). Each wholesale establishment was tabulated according to the physical location at which the business was conducted. The count of establishments represents the number in business at any time during 1992. Appendix G provides a comparison of the number of establishments active any time during the year versus the number in business at the end of the year.

When two activities or more were carried on at a single location under a single ownership, all activities generally were grouped together as a single establishment. The entire establishment was classified on the basis of its major activity and all data for it were included in that classification. However, when distinct and separate economic activities (for which different industry classification codes were appropriate) were conducted at a single location under a single ownership, and when conditions prescribed by the SIC manual for recognizing the existence of more than one establishment were met, separate establishment reports for each of the different activities were obtained in the census.

Firms. A firm is a business organization or entity consisting of one domestic establishment (location) or more under common ownership or control. All establishments of subsidiary firms are included as part of the owning or controlling firm. For the economic census, the terms "firm" and "company" are synonymous.

Sales. Sales include merchandise sold for cash or credit at wholesale and retail by establishments primarily engaged in wholesale trade; receipts from rental or leasing of vehicles, equipment, instruments, tools, etc.; receipts for delivery, installation, maintenance, repair, alteration, storage, and other services; and gasoline, liquor, tobacco, and other excise taxes which are paid by the manufacturer and passed on to the wholesaler.

Sales are net after deductions for refunds and allowances for merchandise returned by customers. Trade-in allowances are not deducted from total sales. Total sales do not include carrying or other credit charges; sales (or other) taxes collected from customers and forwarded to taxing authorities; and nonoperating income from such sources as investments, rental or sale of real estate, etc.

Sales in this report do not include wholesale sales made by manufacturers, retailers, service establishments, or other businesses whose primary activity is other than wholesale trade. They do include receipts other than from the sale of merchandise at wholesale, e.g., service receipts, retail sales, etc., by establishments primarily engaged in wholesale trade.

Sales figures include sales of all establishments in business at any time during the year. Sales shown for agents and brokers represented the value of the goods involved in the transactions rather than the commissions received or earnings.

Annual payroll. Payroll includes all forms of compensation such as salaries, wages, commissions, bonuses, vacation allowances, sick-leave pay, employee contributions to

qualified pension plans, and the value of payments in kind (e.g., free meals and lodgings) paid during the year to all employees. For corporations, payroll includes amounts paid to officers and executives; for unincorporated businesses, it does not include profit or other compensation of proprietors or partners. Payroll is reported before deductions for social security, income tax, insurance, union dues, etc. This definition of payroll is the same as that used on Internal Revenue Service (IRS) form 941.

First quarter payroll. This item consists of payroll, as defined above, paid to persons employed at any time during the quarter January to March 1992.

Paid employees for pay period including March 12. Paid employees consist of the full- and part-time employees, including salaried officers and executives of corporations, who were on the payroll during the pay period including March 12. Included are employees on paid sick leave, paid holidays, and paid vacations; not included are proprietors and partners of unincorporated businesses. The definition of paid employees is the same as that used on IRS form 941.

1992 and 1991 inventories. Inventories consist of stocks of merchandise for sale at the end of 1992 and 1991. They were reported on an ownership basis; all merchandise owned by reporting establishments is included, even though some may be held by others for sale on consignment. Goods held by the reporting establishment, but owned by others, are not included. Data for 1992 and 1991 inventories LIFO composition are published in the 1992 Census of Wholesale Trade report, *Miscellaneous Subjects (WC92-S-4)*.

Operating expenses. Operating expenses include payroll as well as overhead expenses of the establishment. They do not include the cost of goods sold; income or excise taxes; or withdrawals by proprietors or partners of unincorporated businesses.

Auxiliary establishments. Each company included in this census was asked to identify and separately report auxiliary locations whose primary functions were to manage, administer, service, or support the activities of the other establishments of the company. Data presented in this report do not include auxiliary establishments. Data for auxiliaries are presented in a subsequent report issued as part of the 1992 Enterprise Statistics reports.

KIND-OF-BUSINESS CLASSIFICATIONS

Wholesale trade, major groups 50 and 51 in the 1987 SIC manual, includes establishments primarily engaged in selling merchandise to retailers; to industrial, commercial, institutional, farm, or professional business users; or to other wholesalers; or acting as agents or brokers in buying merchandise for or selling merchandise to such persons or companies.

The principal types of establishments included are:

1. Merchant wholesalers who take title to the goods they sell, such as wholesale merchants or jobbers, industrial distributors, voluntary group wholesalers, drop shippers, retailer cooperative warehouses, terminal elevators, and cooperative buying associations.
2. Manufacturers' sales branches and offices (but not retail stores) maintained by manufacturing or mining enterprises apart from their plants or mines for the purpose of marketing their products. Sales branches and offices located at plants are included when separate records are available.
3. Agents, brokers, and commission merchants who buy or sell products owned by others on a commission or agency basis.

Establishments primarily engaged in the wholesale distribution of used products are classified on the basis of the product sold. Establishments primarily engaged in selling merchandise to contractors are included in wholesale trade, with the exception of lumber yards and paint, glass, and wallpaper stores. These exceptions are classified in retail trade if they consider themselves retail, sell to the general public, and their sales to contractors and the general public is more than half their total sales.

Establishments covered by the census were assigned kind-of-business classifications according to the industry classifications defined in the 1987 SIC manual. When a more detailed classification than defined in the SIC manual was needed, additional kinds-of-business were identified within an SIC industry.

Kind-of-business classifications are not interchangeable with commodity classifications, because most businesses sell several kinds of commodities. The kind-of-business code assigned generally reflects either the individual commodity or the commodity group which is the primary source of the establishment's receipts, or some mixture of commodities which characterizes the establishment's business. Thus, the classification of establishments by kind of business does not make it possible to determine either the number of establishments handling a particular commodity or the sales of that commodity. For example, the groceries and related products classification excludes establishments selling food if the sale of food is not the primary source of receipts; moreover, even though establishments are classified as groceries and related products, some of their receipts may be derived from the sale of nonfood products. Information on the extent to which commodities are handled by different kinds of business is available in the 1992 Census of Wholesale Trade report, *Commodity Line Sales* (WC92-S-3). Descriptions of the 1992 Census of Wholesale Trade kind-of-business classifications follow:

Durable Goods (SIC Major Group 50)

This major group includes establishments primarily engaged in the wholesale distribution of durable goods.

Motor vehicles and motor vehicle parts and supplies (SIC 501)

Automobiles and other motor vehicles (SIC 5012). Establishments primarily engaged in the wholesale distribution of new and used passenger automobiles, trucks, trailers, and other motor vehicles, including motorcycles, motor homes, and snowmobiles. Automobile distributors primarily engaged in selling at retail to individual customers for personal use, and also selling a limited amount of new and used passenger automobiles and trucks at wholesale, are classified in Retail Trade, Industry 5511.

SIC 5012 is subdivided in some tables into—

1. Automobile, light trucks, motorcycles, busses and recreational vehicles.
 - a. Automobiles and motorcycles.
 - b. Buses and recreational vehicles.
 - c. Light trucks and vans (14,000 lb or less).
2. Medium and heavy trucks and tractors (over 14,000 lb).
 - a. Medium trucks (14,001 to 26,000 lb).
 - b. Heavy trucks and tractors (over 26,000 lb).

Motor vehicle supplies and new parts (SIC 5013). Establishments primarily engaged in the wholesale distribution of motor vehicle supplies, accessories, tools, and equipment; and new motor vehicle parts.

SIC 5013 is subdivided in some tables into—

1. Motor vehicle supplies and new parts—warehouse distributors.
2. Motor vehicle supplies and new parts—jobbers.
3. Petroleum products marketing equipment.

Tires and tubes (SIC 5014). Establishments primarily engaged in the wholesale distribution of tires and tubes for passenger and commercial vehicles.

Motor vehicle parts, used (SIC 5015). Establishments primarily engaged in the wholesale distribution at wholesale or retail of used motor vehicle parts. This industry includes establishments primarily engaged in dismantling motor vehicles for the purpose of selling parts. Establishments primarily engaged in dismantling motor vehicles for scrap are classified in Industry 5093.

Furniture and homefurnishings (SIC 502)

Furniture (SIC 5021). Establishments primarily engaged in the wholesale distribution of furniture, including bedsprings, mattresses, and other household furniture; office furniture;

and furniture for public parks and buildings. Establishments primarily engaged in the wholesale distribution of partitions, shelving, lockers, and store fixtures are classified in Industry 5046.

SIC 5021 is subdivided in some tables into—

1. Household and lawn furniture.
2. Office and business furniture.

Homefurnishings (SIC 5023). Establishments primarily engaged in the wholesale distribution of homefurnishings and housewares, including antiques; china; glassware and earthenware; lamps (including electric), curtains and draperies; linens and towels; and carpets, linoleum, and all other types of hard and soft surface floor coverings. Establishments primarily engaged in the wholesale distribution of other electrical household goods are classified in Industry 5064, and those distributing precious metal flatware are classified in Industry 5094.

SIC 5023 is subdivided in some tables into—

1. Household china, glassware, and crockery.
2. Linens, domestics, draperies, and curtains.
3. Floor coverings.
4. Other homefurnishings.

Lumber and other construction materials (SIC 503)

Lumber, plywood, millwork and wood panels (SIC 5031). Establishments, with or without yards, primarily engaged in the wholesale distribution of rough, dressed, and finished lumber (but not timber); plywood; reconstituted wood fiber products; doors and windows and their frames (all materials); wood fencing; and other wood or metal millwork.

SIC 5031 is subdivided in some tables into—

1. Lumber—without yard.
2. Lumber—with yard.
3. Plywood, millwork, and wood panels

Brick, stone, and related construction materials (SIC 5032). Establishments primarily engaged in the wholesale distribution of stone, cement, lime construction sand, and gravel; brick (except refractory); asphalt and concrete mixtures; and concrete, stone, and structural clay products (other than refractories). Distributors of industrial sand and of refractory materials are classified in Industry 5085. Establishments primarily engaged in producing ready-mixed concrete are classified in Manufacturing, Industry 3273.

SIC 5032 is subdivided in some tables into—

1. Brick, block, tile, clay/cement sewer pipe.
2. Sand, gravel, and stone.
3. Cement, lime, and related products.

Roofing, siding, and insulation materials (SIC 5033). Establishments primarily engaged in the wholesale distribution of roofing, siding (except wood), and insulation materials.

Construction materials, n.e.c. (SIC 5039). Establishments primarily engaged in the wholesale distribution of mobile homes and of construction materials, not elsewhere classified, including prefabricated buildings and glass. Establishments selling construction materials to the general public and known as retail in the trade are classified in Retail Trade, Industry 5211. Establishments primarily engaged in marketing heavy structural metal products are classified in Industry 5051.

SIC 5039 is subdivided in some tables into—

1. Flat glass and other construction glass.
2. Other construction materials.

Professional and commercial equipment and supplies (SIC 504)

Photographic equipment and supplies (SIC 5043). Establishments primarily engaged in the wholesale distribution of photographic equipment and supplies. Establishments primarily engaged in the wholesale distribution of photocopy, microfilm, and similar equipment are classified in Industry 5044.

Office equipment (SIC 5044). Establishments primarily engaged in the wholesale distribution of office machines and related equipment, including photocopy and microfilm equipment, and safes and vaults. These establishments frequently also sell office supplies. However, establishments primarily engaged in wholesaling most office supplies are classified in Industry Group 511. Establishments primarily engaged in wholesaling office furniture are classified in Industry 5021; and those wholesaling computers and peripheral equipment are classified in Industry 5045.

Computers and computer peripheral equipment and software (SIC 5045). Establishments primarily engaged in the wholesale distribution of computers, computer peripheral equipment, and computer software. These establishments frequently may sell related supplies, but establishments primarily engaged in wholesaling supplies are classified according to the individual product (for example, computer paper in Industry 5112). Establishments primarily engaged in the wholesale distribution of modems and other electronic communications equipment are classified in Industry 5065. Establishments primarily engaged in selling computers and computer peripheral equipment and software for other than business or professional use are classified in Retail Trade, Industry 5734.

SIC 5045 is subdivided in some tables into—

1. Computers and peripheral equipment (selling primarily to business customers).

- a. Computers and peripheral equipment sold for resale.
 - b. Computers and peripheral equipment sold for end use.
2. Computer software (prepackaged, off-the-shelf).

Commercial equipment, n.e.c. (SIC 5046). Establishments primarily engaged in the wholesale distribution of commercial and related machines and equipment, not elsewhere classified, such as commercial cooking and food service equipment; partitions, shelving, lockers, and store fixtures; electrical signs; and balances and scales, except laboratory.

SIC 5046 is subdivided in some tables into—

1. Restaurant and hotel equipment and supplies.
2. Store machines and equipment.

Medical, dental, and hospital equipment and supplies (SIC 5047). Establishments primarily engaged in the wholesale distribution of surgical and other medical instruments, apparatus, and equipment; dentist equipment; artificial limbs; operating room and hospital equipment; X-ray machines; and other electromedical equipment and apparatus used by physicians and in hospitals. Also included in this industry are establishments primarily engaged in the wholesale distribution of professional supplies used by medical and dental practitioners.

SIC 5047 is subdivided in some tables into—

1. Medical and hospital equipment.
2. Dental equipment and supplies.

Ophthalmic Goods (SIC 5048). Establishments primarily engaged in the wholesale distribution of professional equipment and goods used, prescribed, or sold by ophthalmologists, optometrists, and opticians, including ophthalmic frames, lenses, and sunglass lenses.

Professional equipment and supplies, n.e.c. (SIC 5049). Establishments primarily engaged in the wholesale distribution of professional equipment and supplies, not elsewhere classified, such as drafting instruments, laboratory equipment, and scientific instruments.

SIC 5049 is subdivided in some tables into—

1. Religious and school supplies.
2. Other professional equipment and supplies, n.e.c. Establishments primarily engaged in selling specialty lines of professional equipment and supplies not mentioned above, such as veterinarian equipment and supplies, drafting supplies, and scientific equipment.

Metals and minerals, except petroleum (SIC 505)

Metals service centers and offices (SIC 5051). Establishments primarily engaged in marketing semifinished metal products, except precious metals. Establishments in

this industry may operate with warehouses (metals service centers) or without warehouses (metals sales offices). Establishments primarily engaged in marketing precious metals are classified in Industry 5092.

SIC 5051 is subdivided in some tables into—

1. Ferrous metals service centers and offices.
 - a. Ferrous metals service centers.
 - b. Ferrous metals sales offices.
2. Nonferrous metals service centers and offices.
 - a. Nonferrous metals service centers.
 - b. Nonferrous metals sales offices.

Coal and other minerals and ores (SIC 5052). Establishments primarily engaged in the wholesale distribution of coal and coke; copper, iron, lead, and other metallic ores, including precious metal ores; and crude nonmetallic minerals (including concentrates), except crude petroleum. Establishments primarily engaged in the wholesale distribution of nonmetallic minerals used in construction, such as sand and gravel, are classified in Industry 5032. Establishments primarily engaged in the wholesale distribution of crude petroleum are classified in Industry Group 517.

SIC 5052 is subdivided in some tables into—

1. Coal.
2. Other minerals and ores.

Electrical goods (SIC 506)

This industry group includes establishments primarily engaged in the wholesale distribution of electrical generating, distributing, and wiring equipment. It also includes household appliances, whether electrically, manually, or mechanically powered. This industry group does not include electrical commercial and industrial machines, in which electricity does the work directly, e.g., heating, turning a shaft, or ionizing a substance, or electrically powered commercial and industrial machines which are classified in Industry Group 504 or 508.

Electrical apparatus and equipment, wiring supplies, and construction materials (SIC 5063). Establishments primarily engaged in the wholesale distribution of electrical power equipment for the generation, transmission, distribution, or control of electric energy; electrical construction materials for outside power transmission lines and for electrical systems and electric light fixtures and bulbs. Construction contractors primarily engaged in installing electrical systems and equipment from their own stock are classified in Construction, Industry 1731.

Electrical appliances, television and radio sets (SIC 5064). Establishments primarily engaged in the wholesale distribution of radio and television receiving sets, other household electronic sound or video equipment, self-contained air-conditioning room units, and household

electrical appliances. Also included are establishments primarily engaged in the wholesale distribution of household gas and electric laundry equipment and refrigerators and freezers.

Electronic parts and equipment, n.e.c. (SIC 5065).

Establishments primarily engaged in the wholesale distribution of electronic parts and electronic communications equipment, not elsewhere classified, such as telephone and telegraph equipment; radio and television broadcasting and communications equipment; and intercommunications equipment. Establishments primarily engaged in the wholesale distribution of radio and television receiving sets, phonographs, CD-players, and other household sound or video equipment are classified in Industry 5064.

SIC 5065 is subdivided in some tables into—

1. Communications equipment.
2. Other electronic parts and equipment.

Hardware, and plumbing and heating equipment and supplies (SIC 507)

Hardware (SIC 5072). Establishments primarily engaged in the wholesale distribution of cutlery and general hardware, including hand saws; saw blades; brads, staples, and tacks; and bolts, nuts, rivets, and screws. Establishments primarily engaged in the wholesale distribution of nails, noninsulated wire, and screening are classified in Industry 5051.

Plumbing and heating equipment and supplies (hydronics) (SIC 5074). Establishments primarily engaged in the wholesale distribution of hydronic plumbing and heating equipment and supplies. Construction contractors primarily engaged in installing plumbing and heating equipment from their own stock are classified in Construction, Industry 1711.

Warm air heating and air-conditioning equipment and supplies (SIC 5075). Establishments primarily engaged in the wholesale distribution of warm air heating and air-conditioning equipment and supplies. Construction contractors primarily engaged in installing warm air heating and air-conditioning equipment are classified in Construction, Industry 1711.

Refrigeration equipment and supplies (SIC 5078). Establishments primarily engaged in the wholesale distribution of refrigeration equipment and supplies. Construction contractors primarily engaged in installation of refrigeration equipment from their own stock are classified in Construction, Industry 1711.

Machinery, equipment, and supplies (SIC 508)

Construction and mining (except petroleum) machinery and equipment (SIC 5082). Establishments primarily engaged in the wholesale distribution of construction or mining cranes, excavating machinery and equipment, power

shovels, road construction and maintenance machinery, tractor-mounting equipment, and other specialized machinery and equipment used in the construction, mining, and logging industries. Establishments engaged in marketing oil well machinery and equipment are classified in Industry 5084.

Farm and garden machinery and equipment (SIC 5083).

Establishments primarily engaged in the wholesale distribution of agricultural machinery and equipment for use in preparation and maintenance of the soil, the planting and harvesting of crops, and other operations and processes pertaining to work on the farm, lawn, or garden; and dairy and other livestock equipment.

SIC 5083 is subdivided in some tables into—

1. Farm machinery and equipment—farm dealers.
2. Farm machinery and equipment—wholesale distributors.
3. Lawn and garden machinery and equipment.

Industrial machinery and equipment (SIC 5084). Establishments primarily engaged in the wholesale distribution of industrial machinery and equipment, not elsewhere classified.

SIC 5084 is subdivided in some tables into—

1. Food-processing machinery and equipment.
2. General-purpose industrial machinery, equipment, and parts.
3. Metalworking machinery and equipment.
4. Materials handling equipment.
5. Oil well, oil refinery, and pipeline machinery, equipment, and supplies.
6. Other industrial machinery and equipment. Establishments primarily engaged in selling special purpose industrial machinery not elsewhere classified, including printing machinery, paper and paper products machinery, smelting and metal refining machinery and equipment, cigar and cigarette machinery, and similar special industry machinery.

Industrial supplies (SIC 5085). Establishments primarily engaged in the wholesale distribution of industrial supplies, not elsewhere classified.

SIC 5085 is subdivided in some tables into—

1. General-line industrial supplies.
2. Mechanical power transmission equipment.
3. Hydraulic and pneumatic (fluid-power) parts, accessories, and supplies.
4. Welding supplies.
5. Industrial containers and supplies.
6. Industrial valves and fittings, except fluid-power.

7. Other industrial supplies—Establishments primarily engaged in selling a specialty line of industrial materials and supplies not elsewhere classified, such as abrasives, mechanical rubber goods, ropes, cordage, and industrial diamonds.

Service establishment equipment and supplies (SIC 5087). Establishments primarily engaged in the wholesale distribution of equipment and supplies for barber shops, beauty parlors, power laundries, dry-cleaning plants, upholsterers, undertakers, and related personal service establishments.

SIC 5087 is subdivided in some tables into—

1. Beauty and barber equipment and supplies.
2. Custodial (janitors') equipment and supplies.
3. Laundry and dry-cleaning equipment and supplies.
4. Other service establishment equipment and supplies—Establishments primarily engaged in selling a specialty line of service establishment supplies, such as upholsterers' equipment and supplies, seamstresses' supplies, tailors' supplies, undertakers' supplies, municipality equipment and supplies, and shoe repair supplies.

Transportation equipment and supplies, except motor vehicles (SIC 5088). Establishments primarily engaged in the wholesale distribution of transportation equipment and supplies. Establishments primarily engaged in the wholesale distribution of motor vehicles and motor vehicle parts are classified in Industry Group 501, and those distributing pleasure boats are classified in Industry 5091.

SIC 5088 is subdivided in some tables into—

1. Aircraft and aeronautical equipment and supplies.
2. Marine machinery, equipment, and supplies.
3. Other transportation equipment and supplies—Establishments primarily engaged in selling equipment and supplies used in the operation, maintenance, and repair of railroads, streetcars, buses, tramways, aerial hoists, and horsedrawn vehicles.

Miscellaneous durable goods (SIC 509)

Sporting and recreational goods and supplies (SIC 5091). Establishments primarily engaged in the wholesale distribution of sporting goods and accessories; billiard and pool supplies; sporting firearms and ammunition; and marine pleasure craft, equipment and supplies. Establishments primarily engaged in the wholesale distribution of motor vehicles and trailers are classified in Industry 5012; those distributing self-propelled golf carts are classified in Industry 5088; and those distributing athletic apparel and footwear are classified in Industry Group 513.

Toys and hobby goods and supplies (SIC 5092). Establishments primarily engaged in the wholesale distribution of games, toys, hobby goods and supplies, and related goods, such as fireworks and playing cards.

Scrap and waste materials (SIC 5093). Establishments primarily engaged in assembling, breaking up, sorting, and wholesale distribution of scrap and waste materials. This industry includes auto wreckers engaged in dismantling automobiles for scrap. However, those engaged in dismantling automobiles for the purpose of selling secondhand parts at retail are classified in Industry 5015.

SIC 5093 is subdivided in some tables into—

1. Iron and steel scrap processors and dealers.
 - a. Iron and steel scrap processors (using power processing equipment).
 - b. Iron and steel scrap dealers (not using power processing equipment).
2. Nonferrous recyclable materials.

Jewelry, watches, precious stones, and precious metals (SIC 5094). Establishments primarily engaged in the wholesale distribution of jewelry, precious stones and metals, costume jewelry, watches, clocks, silverware, and jewelers' findings. Establishments primarily engaged in the wholesale distribution of precious metal ores are classified in Industry 5052.

SIC 5094 is subdivided in some tables into—

1. Jewelry, watches, diamonds, precious stones, and silverware.
2. Precious metals (excluding ores).

Durable goods, n.e.c. (SIC 5099). Establishments primarily engaged in the wholesale distribution of durable goods, not elsewhere classified, such as musical instruments and forest products, except lumber.

SIC 5099 is subdivided in some tables into—

1. Musical instruments and supplies.
2. Forest products, except lumber.
3. General merchandise—durable.
4. Compact disks, prerecorded audio tapes, and phonograph records.
5. Fire extinguishers and fire safety equipment.
6. Other durable goods.

Nondurable Goods (SIC Major Group 51)

This major group includes establishments primarily engaged in the wholesale distribution of nondurable goods.

Paper and paper products (SIC 511)

Printing and writing paper (SIC 5111). Establishments primarily engaged in the wholesale distribution of printing and writing paper, including envelope paper; fine paper; and groundwood paper.

Stationery and office supplies (SIC 5112). Establishments primarily engaged in the wholesale distribution of stationery and office supplies, including computer and photocopy supplies, envelopes, typewriter paper, file cards and folders, pens, pencils, social stationery, and greeting cards.

Industrial and personal service paper (SIC 5113). Establishments primarily engaged in the wholesale distribution of wrapping and other coarse paper, paperboard, and converted paper and related disposable plastic products, such as bags, boxes, dishes, eating utensils, napkins, and shipping supplies.

Drugs, drug proprietaries, and druggists' sundries (SIC 512)

Drugs, drug proprietaries, and druggists' sundries (SIC 5122). Establishments primarily engaged in the wholesale distribution of prescription drugs, proprietary drugs, druggists' sundries, and toiletries. Establishments primarily engaged in the wholesale distribution of surgical, dental, and hospital equipment are classified in Industry 5047.

SIC 5122 is subdivided in some tables into—

1. General-line drugs—These are wholesalers who reported a substantial portion of their sales in "drugs and pharmaceuticals" and a combination of "proprietary (patent) medicines," "cosmetics," "perfumes," and "other toiletries and druggists' sundries."
2. Specialty-line drugs, pharmaceuticals, cosmetics, and toiletries. These are wholesale establishments engaged in selling limited lines among the above products.

Apparel, piece goods, and notions (SIC 513)

Piece goods, notions, and other dry goods (SIC 5131). Establishments primarily engaged in the wholesale distribution of piece goods or yard goods of natural or man-made fibers, notions (sewing and hair accessories, etc.), and other dry goods. Converters who buy fabric goods (except knit goods) in the grey, have them finished on contract, and sell at wholesale are included here. Converters of knit goods are classified in Manufacturing, Industry Group 225. This industry does not include establishments primarily engaged in the wholesale distribution of homefurnishings which are classified in Industry 5023.

SIC 5131 is subdivided in some tables into—

1. Piece goods.
 - a. Piece goods—jobbers.

b. Piece goods—converters.

2. Notions and other dry goods.

Men's and boys' clothing and furnishings (SIC 5136). Establishments primarily engaged in the wholesale distribution of men's and boys' apparel and furnishings, sportswear, hosiery, underwear, nightwear, and work clothing.

Women's, children's, and infants' clothing and accessories (SIC 5137). Establishments primarily engaged in the wholesale distribution of women's, children's, and infants' clothing and accessories, including hosiery, lingerie, millinery, and furs.

Footwear (SIC 5139). Establishments primarily engaged in the wholesale distribution of footwear (including athletic) made of leather, rubber, and other materials.

Groceries and related products (SIC 514)

Groceries, general-line (SIC 5141). Establishments primarily engaged in the wholesale distribution of a general line of groceries. Establishments primarily engaged in roasting coffee, blending tea, or grinding and packaging spices are classified in Manufacturing Major Group 20.

SIC 5141 is subdivided in some tables into—

1. Voluntary.
2. Retail cooperative.
3. Other general-line.

Packaged frozen foods (SIC 5142). Establishments primarily engaged in the wholesale distribution of packaged quick-frozen vegetables, juices, meats, fish, poultry, pastries, and other "deep freeze" products. Establishments primarily engaged in the wholesale distribution of frozen dairy products are classified in Industry 5143, and those distributing frozen poultry, fish, and meat which are not packaged are classified in Industries 5144, 5146, and 5147, respectively.

Dairy products, except dried or canned (SIC 5143). Establishments primarily engaged in the wholesale distribution of dairy products, such as butter, cheese, ice cream and ices, and fluid milk and cream. This industry does not include establishments primarily engaged in pasteurizing and bottling milk, which are classified in Manufacturing, Industry Group 202. Establishments primarily engaged in the wholesale distribution of dried or canned dairy products are classified in Industry 5149.

SIC 5143 is subdivided in some tables into—

1. Raw milk.
2. Dairy products, except raw milk.

Poultry and poultry products (SIC 5144). Establishments primarily engaged in the wholesale distribution of poultry and poultry products, except canned and packaged frozen products. This industry does not include establishments primarily engaged in the killing and dressing of poultry, which are classified in Manufacturing, Industry 2015. Establishments primarily engaged in the wholesale distribution of packaged frozen poultry are classified in Industry 5142, and those distributing canned poultry are classified in Industry 5149.

SIC 5144 is subdivided in some tables into—

1. Live poultry.
2. Poultry and poultry products, except live.

Confectionery (SIC 5145). Establishments primarily engaged in the wholesale distribution of confectionery and related products, such as candy, chewing gum, fountain fruits, salted or roasted nuts, popcorn, fountain syrups, and potato, corn, and similar chips.

Fish and seafoods (SIC 5146). Establishments primarily engaged in the wholesale distribution (but not packaging) of fresh, cured, or frozen fish and seafoods, except canned or packaged frozen. The preparation of fresh or frozen packaged fish and other seafood, and the shucking and packing of fresh oysters in nonsealed containers, are classified in Manufacturing, Industry 2092. Establishments primarily engaged in the wholesale distribution of canned seafood are classified in Industry 5149, and those distributing packaged frozen foods are classified in Industry 5142.

Meats and meat products (SIC 5147). Establishments primarily engaged in the wholesale distribution of fresh, cured, and processed (but not canned) meats and lard. Establishments primarily engaged in the wholesale distribution of frozen packaged meats are classified in Industry 5142, and those distributing canned meats are classified in Industry 5149.

SIC 5147 is subdivided in some tables into—

1. Meats and meat products, except boxed beef.
2. Packaging boxed beef.

Fresh fruits and vegetables (SIC 5148). Establishments primarily engaged in the wholesale distribution of fresh fruits and vegetables.

Groceries and related products, n.e.c. (SIC 5149). Establishments primarily engaged in the wholesale distribution of groceries and related products, not elsewhere classified. Establishments primarily engaged in the wholesale distribution of soft drinks, and in bottling and distributing natural spring and mineral waters, are classified in this industry, but establishments primarily engaged in bottling soft drinks are classified in Manufacturing, Major Group 20. This industry does not include establishments primarily

engaged in the wholesale distribution of farm-product raw materials classified in Industry Group 515, nor those distributing beer, wine, and distilled alcoholic beverages of Industry Group 518.

SIC 5149 is subdivided in some tables into—

1. Coffee, tea, and spices.
2. Bread and baked goods.
3. Soft drinks.
4. Canned goods.
5. Food and beverage basic materials.
6. Other grocery specialties.

Farm-product raw materials (SIC 515)

Grain and field beans (SIC 5153). Establishments primarily engaged in buying and/or marketing grain (such as corn, wheat, oats, barley, and unpolished rice), dry beans, soybeans, and other inedible beans. Country grain elevators primarily engaged in buying or receiving grain from farmers are included, as well as terminal elevators and other merchants marketing grain. Establishments primarily engaged in the wholesale distribution of field and garden seeds are classified in Industry 5191.

Livestock (SIC 5154). Establishments primarily engaged in buying and/or marketing cattle, hogs, sheep, and goats. This industry also includes the operation of livestock auction markets.

Farm-product raw materials, n.e.c. (SIC 5159). Establishments primarily engaged in buying and/or marketing farm products, not elsewhere classified. Establishments primarily engaged in the wholesale distribution of milk are classified in Industry 5143, and those distributing live poultry are classified in Industry 5144.

SIC 5159 is subdivided in some tables into—

1. Hides, skins, and pelts.
2. Leaf tobacco.
3. Wool, wool tops, and mohair.
4. Cotton.
5. Other farm-product raw materials.

Chemicals and allied products (SIC 516)

Plastics materials and basic forms and shapes (SIC 5162). Establishments primarily engaged in the wholesale distribution of plastics materials, and of unsupported plastics film, sheets, sheeting, rods, tubes, and other basic forms and shapes.

Chemicals and allied products, n.e.c. (SIC 5169). Establishments primarily engaged in the wholesale distribution of chemicals and allied products, not elsewhere classified,

such as acids, industrial and heavy chemicals, dyestuffs, industrial salts, rosin, and turpentine. Establishments primarily engaged in the wholesale distribution of ammunition are classified in Industry Group 509; those distributing agricultural chemicals and pesticides are classified in Industry 5191; those distributing drugs are classified in Industry 5122; and those distributing pigments, paints, and varnishes are classified in Industry 5198.

SIC 5169 is subdivided in some tables into—

1. Industrial gases, except LP.
2. Other chemicals and allied products.

Petroleum and petroleum products (SIC 517)

This industry group includes establishments primarily engaged in the wholesale distribution of crude petroleum and petroleum products. Included are establishments primarily engaged in the distribution of liquefied petroleum gas. Establishments primarily engaged in the transmission and/or distribution of natural gas are classified in Utilities, Industry Group 492.

Petroleum bulk stations and terminals (SIC 5171). Establishments primarily engaged in the wholesale distribution of crude petroleum and petroleum products from bulk liquid storage facilities. These establishments have a bulk liquid storage capacity of 10,000 gallons or more.

SIC 5171 is subdivided in some tables into—

1. Petroleum bulk stations and terminals, except LP.
2. Liquefied petroleum gas bulk stations and terminals.

Petroleum and petroleum products wholesalers, except bulk stations and terminals (SIC 5172). Establishments primarily engaged in the wholesale distribution of crude petroleum and petroleum products. These establishments do not have a bulk liquid storage capacity of 10,000 gallons or more. Included are packaged and bottled petroleum products distributors, truck jobbers, and others marketing petroleum and its products at wholesale.

Beer, wine, and distilled alcoholic beverages (SIC 518)

Beer and ale (SIC 5181). Establishments primarily engaged in the wholesale distribution of beer, ale, porter, and other fermented malt beverages.

Wine and distilled alcoholic beverages (SIC 5182). Establishments primarily engaged in the wholesale distribution of distilled spirits, including neutral spirits and ethyl alcohol used in blended wines and distilled liquors.

SIC 5182 is subdivided in some tables into—

1. Wine and distilled alcoholic beverages—licensed.
2. Wine and distilled alcoholic beverages—State operated.

Miscellaneous nondurable goods (SIC 519)

Farm supplies (SIC 5191). Establishments primarily engaged in the wholesale distribution of animal feeds, fertilizers, agricultural chemicals, pesticides, seeds, and other farm supplies, except grains. Establishments primarily engaged in the wholesale distribution of pet food are classified in Industry 5149, and those distributing pet supplies are classified in Industry 5199.

SIC 5191 is subdivided in some tables into—

1. Farm supplies—farm dealers.
2. Farm supplies—wholesale distributors.

Books, periodicals, and newspapers (SIC 5192). Establishments primarily engaged in the wholesale distribution of books, periodicals, and newspapers.

Flowers, nursery stock, and florists' supplies (SIC 5193). Establishments primarily engaged in the wholesale distribution of flowers, nursery stock, and florists' supplies.

Tobacco and tobacco products (SIC 5194). Establishments primarily engaged in the wholesale distribution of tobacco and its products. Leaf tobacco wholesalers are classified in Industry 5159, and establishments primarily engaged in stemming and redrying tobacco are classified in Manufacturing, Industry 2141.

Paints, varnishes, and supplies (SIC 5198). Establishments primarily engaged in the wholesale distribution of paints, varnishes, wallpaper, and supplies. Establishments selling to the general public and known as retail in the trade are classified in Retail Trade, Industry 5231.

Nondurable goods, n.e.c. (SIC 5199). Establishments primarily engaged in the wholesale distribution of nondurable goods, not elsewhere classified, such as art goods, industrial yarns, textile bags, and bagging and burlap.

SIC 5199 is subdivided in some tables into—

1. Art goods.
2. General merchandise—nondurable.
3. Textile bags and bagging.
4. Specialty advertising (sale of merchandise).
5. Other nondurable goods.

TYPE-OF-OPERATION CLASSIFICATIONS

In addition to being classified by kind of business, each wholesale establishment was classified for the census by type of operation according to the ownership of the business, ownership of the goods sold, or character of the principal transactions. Establishments in wholesale trade are grouped into the following three major types of operation and related subgroups:

Merchant wholesalers. Establishments primarily engaged in buying and selling merchandise on their own account. Included here are such types of establishments as wholesale merchants or jobbers, industrial distributors, voluntary group wholesalers, importers, exporters, cash and carry wholesalers, retailer cooperative warehouses, terminal and country grain elevators, farm products assemblers, wholesale cooperative associations, and petroleum bulk plants and terminals operated by nonrefining companies.

Wholesale distributors and jobbers. Establishments primarily engaged in buying and selling merchandise in the domestic market not manufactured by the parent company.

Importers. Establishments buying and selling goods at wholesale on their own account, whose principal source of purchases was foreign.

Exporters. Establishments primarily engaged in purchasing goods in the United States and selling them to foreign customers.

Terminal grain elevators. Grain elevators primarily engaged in buying and selling grain received from country grain elevators and grain marketing establishments. They have sizable space for grain storage, and products are received primarily by rail or barge rather than by truck.

Country grain elevators. Grain elevators, cooperative or other, buying and receiving grain directly from farmers by truck and selling at wholesale.

Assemblers of farm products, except country grain elevators. Establishments primarily engaged in purchasing directly from farmers and assembling and marketing farm products at wholesale.

Manufacturers' sales branches and offices. Establishments maintained by manufacturing, refining, and mining companies apart from their plants or mines for marketing their products at wholesale. Branch stores selling to household consumers and individual users are classified in retail trade. Sales branches and offices located at plants and administrative offices are included when separate records are available.

Manufacturers' sales branches. A branch with a stock of merchandise for sale. Included are refiner—marketers owned and operated by petroleum refining companies primarily for marketing their products.

Manufacturers' sales offices. An office without a stock of merchandise for sale.

Agents, brokers, and commission merchants. Establishments whose operators are in business for themselves and are primarily engaged in selling or buying goods for others. Included here are such types of operations as auction companies, import agents, export agents, selling agents, merchandise brokers, and commission merchants. "Sales" as shown in census publications for agents, brokers, and commission merchants represent the gross sales (or purchase) value of the goods in the transactions negotiated.

Auction companies. Wholesale establishments primarily engaged in selling merchandise on an agency basis by auction.

Brokers (representing buyers or sellers). Wholesale establishments primarily engaged in selling or buying merchandise in the domestic market on a brokerage basis but not receiving the goods on consignment.

Commission merchants. Wholesale establishments operating in the domestic market receiving goods for sale on consignment.

Import agents. Merchandise agents and brokers in the domestic market buying merchandise from or selling merchandise for foreign firms.

Export agents. Merchandise agents and brokers in the domestic market selling to or buying for foreign customers.

Manufacturers' agents. Wholesale establishments in the domestic market selling for a limited number of manufacturers on a continuing agency basis.



Appendix C. Kind-of-Business Titles and Reporting-Form Numbers

[Listed below are wholesale kind-of-business titles and their corresponding reporting-form numbers. Requests for copies of any of these forms, including the inquiries used to classify establishment by kind of business, should be directed to the Services Division, Bureau of the Census, Washington, DC 20233]

SIC code	Title	Standard form CB-	Short form CB-	SIC code	Title	Standard form CB-	Short form CB-
DURABLE GOODS				DURABLE GOODS—Con.			
501	Motor vehicles and motor vehicle parts and supplies:			509	Miscellaneous durable goods:		
5012	Automobiles and other motor vehicles -----	5012	5003	5091	Sporting and recreational goods and supplies -----	5091	5003
5013	Motor vehicle supplies and new parts -----	5013	5003	5092	Toys and hobby goods and supplies -----	5091	5003
5014	Tires and tubes -----	5013	5003	5093	Scrap and waste materials -----	5093	5003
5015	Motor vehicle parts, used -----	5013	5003	5094	Jewelry, watches, precious stones, and precious metals -----	5094	5003
				5099	Durable goods, n.e.c. -----	5099	5003
DURABLE GOODS				NONDURABLE GOODS			
502	Furniture and homefurnishings:			511	Paper and paper products:		
5021	Furniture -----	5020	5001	5111	Printing and writing paper -----	5110	5102
5023	Homefurnishings -----	5020	5001	5112	Stationery and office supplies -----	5110	5102
				5113	Industrial and personal service paper -----	5110	5102
503	Lumber and other construction materials:			512	Drugs, drug proprietaries, and druggists' sundries:		
5031	Lumber, plywood, millwork, and wood panels -----	5030	5001	5122	Drugs, drug proprietaries, and druggists' sundries -----	5122	5102
5032	Brick, stone, and related construction materials -----	5030	5001				
5033	Roofing, siding, and insulation materials -----	5030	5001				
5039	Construction materials, n.e.c. -----	5030	5001	513	Apparel, piece goods, and notions:		
				5131	Piece goods, notions, and other dry goods -----	5131	5102
504	Professional and commercial equipment and supplies:			5136	Men's and boys' clothing and furnishings -----	5136	5102
5043	Photographic equipment and supplies -----	5043	5003	5137	Women's, children's, and infants' clothing and accessories -----	5136	5102
5044	Office equipment -----	5045	5002	5139	Footwear -----	5136	5102
5045	Computers and computer peripheral equipment and software -----	5045	5002				
5046	Commercial equipment, n.e.c. -----	5043	5002	514	Groceries and related products:		
5047	Medical, dental, and hospital equipment and supplies -----	5047	5002	5141	Groceries, general line -----	5141	5101
5048	Ophthalmic goods -----	5047	5002	5142	Packaged frozen foods -----	5142	5101
5049	Professional equipment and supplies, n.e.c. -----	5047	5002	5143	Dairy products, except dried or canned -----	5143	5101
				5144	Poultry and poultry products -----	5144	5101
				5145	Confectionery -----	5145	5101
				5146	Fish and seafoods -----	5146	5101
505	Metals and minerals, except petroleum:			5147	Meats and meat products -----	5147	5101
5051	Metals service centers and offices -----	5051	5003	5148	Fresh fruits and vegetables -----	5148	5101
5052	Coal and other minerals and ores -----	5052	5003	5149	Groceries and related products, n.e.c. -----	5141	5101
				515	Farm-product raw materials:		
506	Electrical goods:			5153	Grain and field beans -----	5150	5103
5063	Electrical apparatus and equipment, wiring supplies, and construction materials -----	5060	5001	5154	Livestock -----	5150	5103
				5159	Farm-product raw materials, n.e.c. -----	5150	5103
5064	Electrical appliances, television and radio sets -----	5060	5001				
5065	Electronic parts and equipment, n.e.c. -----	5060	5001	516	Chemicals and allied products:		
				5162	Plastics materials and basic forms and shapes -----	5160	5102
				5169	Chemicals and allied products, n.e.c. -----	5160	5102
507	Hardware, and plumbing and heating equipment and supplies:			517	Petroleum and petroleum products:		
5072	Hardware -----	5070	5001	5171	Petroleum bulk stations and terminals -----	5170	1NA
5074	Plumbing and heating equipment and supplies (hydronics) -----	5070	5001	5172	Petroleum and petroleum products wholesalers, except bulk stations and terminals -----	5170	1NA
5075	Warm air heating and air-conditioning equipment and supplies -----	5070	5001				
5078	Refrigeration equipment and supplies -----	5070	5001	518	Beer, wine, and distilled alcoholic beverages:		
				5181	Beer and ale -----	5180	5103
				5182	Wine and distilled alcoholic beverages -----	5180	5103
508	Machinery, equipment, and supplies:			519	Miscellaneous nondurable goods:		
5082	Construction and mining (except petroleum) machinery and equipment -----	5082	5002	5191	Farm supplies -----	5191	5102
5083	Farm and garden machinery and equipment -----	5083	5002	5192	Books, periodicals, and newspapers -----	5192	5102
5084	Industrial machinery and equipment -----	5084	5002	5193	Flowers, nursery stock, and florists' supplies -----	5192	5102
5085	Industrial supplies -----	5085	5002	5194	Tobacco and tobacco products -----	5194	5102
5087	Service establishment equipment and supplies -----	5087	5002	5198	Paints, varnishes, and supplies -----	5198	5102
5088	Transportation equipment and supplies, except motor vehicles -----	5088	5002	5199	Nondurable goods, n.e.c. -----	5199	5102

¹Petroleum wholesalers were all sent form CB-5170.

Appendix D. Metropolitan Areas

(Titles and definitions shown for MSA's, CMSA's, and PMSA's are those established by the Office of Management and Budget, as of June 30, 1993)

OKLAHOMA

Enid, OK MSA

Garfield County, OK

Fort Smith, AR-OK MSA

Crawford County, AR
Sebastian County, AR
Sequoyah County, OK

Lawton, OK MSA

Comanche County, OK

Oklahoma City, OK MSA

Canadian County, OK

Oklahoma City, OK MSA—Con.

Cleveland County, OK
Logan County, OK
McClain County, OK
Oklahoma County, OK
Pottawatomie County, OK

Tulsa, OK MSA

Creek County, OK
Osage County, OK
Rogers County, OK
Tulsa County, OK
Wagoner County, OK

Appendix E.

Percent of Sales Data Based on Administrative Records and Estimation for the State: 1992

[For meaning of abbreviations and symbols and for more information on reliability of data, see introductory text. For explanation of terms and comparability of 1987 and 1992 censuses, see appendix A]

SIC code	Kind of business	Percent of sales‡ —		SIC code	Kind of business	Percent of sales‡ —	
		From administrative records ¹	Estimated ²			From administrative records ¹	Estimated ²
	Wholesale trade -----	4.4	2.2		Wholesale trade —Con.		
50	Durable goods -----	5.3	4.1	50	Durable goods —Con.		
				509	Miscellaneous durable goods -----	11.6	3.6
				5091	Sporting and recreational goods and supplies -----	9.8	2.9
				5092	Toys and hobby goods and supplies -----	3.0	.3
501	Motor vehicles and motor vehicle parts and supplies -----	3.9	2.5	5093	Scrap and waste materials -----	15.6	4.8
5012	Automobiles and other motor vehicles -----	1.7	1.1	5094	Jewelry, watches, precious stones, and precious metals -----	12.5	4.5
5013	Motor vehicle supplies and new parts -----	4.9	5.9	5099	Durable goods, n.e.c. -----	8.4	3.1
5014	Tires and tubes -----	6.6	.6				
5015	Motor vehicle parts, used -----	22.9	2.8	51	Nondurable goods -----	4.0	1.3
				511	Paper and paper products -----	1.7	3.7
502	Furniture and homefurnishings -----	9.3	1.3	5111	Printing and writing paper -----	.3	7.4
5021	Furniture -----	8.9	2.0	5112	Stationery and office supplies -----	3.2	2.3
5023	Homefurnishings -----	9.5	.9	5113	Industrial and personal service paper -----	.6	1.2
				512	Drugs, drug proprietaries, and druggists' sundries -----	—	.3
503	Lumber and other construction materials -----	10.3	5.4	5122	Drugs, drug proprietaries, and druggists' sundries -----	—	.3
5031	Lumber, plywood, millwork, and wood panels -----	16.1	6.2	513	Apparel, piece goods, and notions -----	11.9	3.7
5032	Brick, stone, and related construction materials -----	2.8	14.0	5131	Piece goods, notions, and other dry goods -----	15.2	2.0
5033	Roofing, siding, and insulation materials -----	.1	—	5136	Men's and boys' clothing and furnishings -----	11.5	5.5
5039	Construction materials, n.e.c. -----	13.3	4.8	5137	Women's, children's, and infants' clothing and accessories -----	7.1	.7
				5139	Footwear -----	—	38.1
504	Professional and commercial equipment and supplies -----	3.9	2.9	514	Groceries and related products -----	1.5	.6
5043	Photographic equipment and supplies -----	—	—	5141	Groceries, general line -----	.1	.2
5044	Office equipment -----	3.5	1.6	5142	Packaged frozen foods -----	1.5	.5
5045	Computers and computer peripheral equipment and software -----	2.5	2.1	5143	Dairy products, except dried or canned -----	17.7	.6
5046	Commercial equipment, n.e.c. -----	23.4	6.4	5144	Poultry and poultry products -----	—	6.4
5047	Medical, dental, and hospital equipment and supplies -----	2.4	5.9	5145	Confectionery -----	3.7	1.3
5048	Ophthalmic goods -----	2.9	.4	5146	Fish and seafoods -----	4.2	1.2
5049	Professional equipment and supplies, n.e.c. -----	14.4	1.8	5147	Meats and meat products -----	10.0	2.2
				5148	Fresh fruits and vegetables -----	3.7	1.0
505	Metals and minerals, except petroleum -----	3.4	4.1	5149	Groceries and related products, n.e.c. -----	.7	.9
5051	Metals service centers and offices -----	3.4	4.1				
5052	Coal and other minerals and ores -----	3.1	2.4	515	Farm-product raw materials -----	2.9	2.6
				5153	Grain and field beans -----	1.9	2.7
506	Electrical goods -----	2.9	3.4	5154	Livestock -----	3.9	2.7
5063	Electrical apparatus and equipment, wiring supplies, and construction materials -----	3.4	5.0	5159	Farm-product raw materials, n.e.c. -----	1.7	.4
5064	Electrical appliances, television and radio sets -----	.7	1.7				
5065	Electronic parts and equipment, n.e.c. -----	3.0	.9	516	Chemicals and allied products -----	1.9	3.8
				5162	Plastics materials and basic forms and shapes -----	9.5	1.3
507	Hardware, and plumbing and heating equipment and supplies -----	3.1	2.6	5169	Chemicals and allied products, n.e.c. -----	1.6	3.9
5072	Hardware -----	2.6	.5				
5074	Plumbing and heating equipment and supplies (hydronics) -----	—	—	517	Petroleum and petroleum products -----	5.2	.4
5075	Warm air heating and air-conditioning equipment and supplies -----	3.0	—	5171	Petroleum bulk stations and terminals -----	2.3	.4
5078	Refrigeration equipment and supplies -----	14.8	—	5172	Petroleum and petroleum products wholesalers, except bulk stations and terminals -----	12.8	.5
				518	Beer, wine, and distilled alcoholic beverages -----	14.6	1.5
508	Machinery, equipment, and supplies -----	7.0	6.3	5181	Beer and ale -----	1.4	2.6
5082	Construction and mining (except petroleum) machinery and equipment -----	2.9	1.5	5182	Wine and distilled alcoholic beverages -----	32.3	.1
5083	Farm and garden machinery and equipment -----	21.3	4.7				
5084	Industrial machinery and equipment -----	5.3	7.7	519	Miscellaneous nondurable goods -----	7.6	3.0
5085	Industrial supplies -----	3.3	5.4	5191	Farm supplies -----	9.4	3.0
5087	Service establishment equipment and supplies -----	11.6	9.8	5192	Books, periodicals, and newspapers -----	7.4	.5
5088	Transportation equipment and supplies, except motor vehicles -----	3.2	4.4	5193	Flowers, nursery stock, and florists' supplies -----	10.9	10.1
				5194	Tobacco and tobacco products -----	—	—
				5198	Paints, varnishes, and supplies -----	12.6	—
				5199	Nondurable goods, n.e.c. -----	8.3	8.3

¹Includes sales information obtained from administrative records of other Federal agencies.

²Includes sales information which was imputed based on historic company ratios or administrative records, or on industry averages.

Appendix F. Geographic Notes

OKLAHOMA

Bartlesville is in Osage and Washington Counties.

Bixby is in Tulsa and Wagoner Counties.

Broken Arrow is in Tulsa and Wagoner Counties.

Catoosa is in Rogers and Wagoner Counties; it annexed into Wagoner County in January 1990.

Clinton is in Custer and Washita Counties.

Collinsville is in Rogers and Tulsa Counties.

Davis is in Garvin and Murray Counties.

Drumright is in Creek and Payne Counties.

Oklahoma City is in Canadian, Cleveland, McClain, Oklahoma, and Pottawatomie Counties; it detached from Logan County in April 1987.

Owasso is in Rogers and Tulsa Counties; it annexed into Rogers County in June 1973, but this change was not recognized for economic census purposes until 1992.

Piedmont is in Canadian and Kingfisher Counties.

Ponca City is in Kay and Osage Counties.

Purcell is in Cleveland and McClain Counties.

Sand Springs is in Osage and Tulsa Counties.

Skiatook is in Osage and Tulsa Counties.

Stroud is in Creek and Lincoln Counties.

Tulsa is in Osage, Rogers, and Tulsa Counties; it annexed into Rogers County in July 1973, but this change was not recognized for economic census purposes until 1992.

Appendix G.

Establishments in Business Any Time During Year and Establishments in Business at End of Year for the State: 1992 and 1987

[For meaning of abbreviations and symbols, see introductory text. For explanation of terms and comparability of 1987 and 1992 censuses, see appendix A]

SIC code	Kind of business	Establishments in business —			
		Any time during year		At end of year	
		1992	1987	1992	1987
	Wholesale trade	5 993	5 974	5 635	5 584
50	Durable goods	3 808	3 793	3 572	3 541
501	Motor vehicles and automotive parts and supplies	612	606	577	567
5012	Automobiles and other motor vehicles	92	82	89	76
5013	Motor vehicle supplies and new parts	321	367	300	346
5014	Tires and tubes	58	54	56	48
5015	Motor vehicle parts, used	141	103	132	97
502	Furniture and homefurnishings	113	93	104	84
5021	Furniture	44	41	39	35
5023	Homefurnishings	69	52	65	49
503	Lumber and other construction materials	187	220	173	195
5031	Lumber, plywood, millwork, and wood panels	60	84	56	77
5032	Brick, stone, and related construction materials	41	55	37	46
5033	Roofing, siding, and insulation materials	29	30	28	27
5039	Construction materials, n.e.c.	57	51	52	45
504	Professional and commercial equipment and supplies	520	498	486	465
5043	Photographic equipment and supplies	8	14	8	13
5044	Office equipment	130	156	122	147
5045	Computers and computer peripheral equipment and software	172	113	161	105
5046	Commercial equipment, n.e.c.	52	67	47	57
5047	Medical, dental, and hospital equipment and supplies	110	92	101	90
5048	Ophthalmic goods	20	24	20	21
5049	Professional equipment and supplies, n.e.c.	28	32	27	32
505	Metals and minerals, except petroleum	153	163	148	152
5051	Metals service centers and offices	144	161	141	150
5052	Coal and other minerals and ores	9	2	7	2
506	Electrical goods	352	332	337	316
5063	Electrical apparatus and equipment, wiring supplies, and construction materials	211	199	202	190
5064	Electrical appliances, television and radio sets	27	31	24	30
5065	Electronic parts and equipment, n.e.c.	114	102	111	96
507	Hardware, and plumbing and heating equipment and supplies	283	300	269	285
5072	Hardware	85	70	80	67
5074	Plumbing and heating equipment and supplies (hydronics)	112	124	106	116
5075	Warm air heating and air-conditioning equipment and supplies	67	79	67	76
5078	Refrigeration equipment and supplies	19	27	16	26
508	Machinery, equipment, and supplies	1 335	1 339	1 248	1 247
5082	Construction and mining (except petroleum) machinery and equipment	58	56	54	52
5083	Farm and garden machinery and equipment	200	195	188	186
5084	Industrial machinery and equipment	691	703	636	647
5085	Industrial supplies	229	210	220	199
5087	Service establishment equipment and supplies	103	128	100	120
5088	Transportation equipment and supplies, except motor vehicles	54	47	50	43
509	Miscellaneous durable goods	253	242	230	230
5091	Sporting and recreational goods and supplies	49	50	45	48
5092	Toys and hobby goods and supplies	14	15	13	13
5093	Scrap and waste materials	97	98	85	93
5094	Jewelry, watches, precious stones, and precious metals	34	18	32	18
5099	Durable goods, n.e.c.	59	61	55	58
51	Nondurable goods	2 185	2 181	2 063	2 043
511	Paper and paper products	203	177	193	162
5111	Printing and writing paper	29	19	28	18
5112	Stationery and office supplies	143	124	137	113
5113	Industrial and personal service paper	31	34	28	31
512	Drugs, drug proprietaries, and druggists sundries	46	53	43	48
5122	Drugs, drug proprietaries, and druggists sundries	46	53	43	48
513	Apparel, piece goods, and notions	82	49	78	44
5131	Piece goods, notions, and other dry goods	21	14	19	13
5136	Men's and boys' clothing and furnishings	28	15	27	13
5137	Women's, children's, and infants' clothing and accessories	30	18	29	17
5139	Footwear	3	2	3	1

SIC code	Kind of business	Establishments in business —			
		Any time during year		At end of year	
		1992	1987	1992	1987
51	Nondurable goods — Con.				
514	Groceries and related products	379	367	353	336
5141	Groceries, general line	48	39	46	38
5142	Packaged frozen foods	36	20	34	19
5143	Dairy products, except dried or canned	34	43	33	36
5144	Poultry and poultry products	12	12	11	10
5145	Confectionery	24	30	21	27
5146	Fish and seafoods	8	3	6	3
5147	Meats and meat products	44	57	39	55
5148	Fresh fruits and vegetables	44	49	40	42
5149	Groceries and related products, n.e.c.	129	114	123	106
515	Farm-product raw materials	284	292	271	274
5153	Grain and field beans	180	185	175	177
5154	Livestock	83	86	76	78
5159	Farm-product raw materials, n.e.c.	21	21	20	19
516	Chemicals and allied products	226	230	214	217
5162	Plastics materials and basic forms and shapes	32	31	30	28
5169	Chemicals and allied products, n.e.c.	194	199	184	189
517	Petroleum and petroleum products	378	434	358	416
5171	Petroleum bulk stations and terminals	243	291	232	281
5172	Petroleum and petroleum products wholesalers, except bulk stations and terminals	135	143	126	135
518	Beer, wine, and distilled alcoholic beverages	70	72	70	68
5181	Beer and ale	54	58	54	55
5182	Wine and distilled alcoholic beverages	16	14	16	13
519	Miscellaneous nondurable goods	517	507	483	478
5191	Farm supplies	293	310	273	294
5192	Books, periodicals, and newspapers	31	22	28	21
5193	Flowers, nursery stock, and florists' supplies	33	26	30	25
5194	Tobacco and tobacco products	23	29	23	27
5198	Paints, varnishes and supplies	30	35	28	33
5199	Nondurable goods, n.e.c.	107	85	101	78

Publication Program

1992 CENSUS OF WHOLESALE TRADE

Publications of the 1992 Census of Wholesale Trade, containing data on wholesale trade establishments with payroll in the United States, are described below. Publications order forms for specific reports may be obtained from any Department of Commerce district office or from Data User Services Division, Customer Services, Bureau of the Census, Washington, DC 20233-8300. The first results were issued in press releases. Final detailed statistics are issued in separate paperbound reports and compact disc-read only memory (CD-ROM).

Final Reports

Geographic area series—52 reports (WC92-A-1 to -52)

A separate paperbound report containing data for establishments with payroll is published for each State, the District of Columbia, and the United States. Each report presents general statistics for establishments with payroll, on number of establishments, sales, payroll, employment, operating expenses, and inventories. At the State level, data also are presented separately for the following types of wholesale operations: merchant wholesalers; manufacturers' sales branches and offices; and agents, brokers, and commission merchants. Less type-of-operation detail is shown below the State level. For States, MA's, and counties and places with 200 wholesale establishments or more, statistics are presented by kind of business. Greater kind-of-business detail is shown for larger areas. In addition, data are shown for all places with 2,500 inhabitants or more and all counties (with no kind-of-business detail). For each State, the District of Columbia, and the United States, 1992 data are provided on sales and employees per establishment, sales and payroll per employee, payroll as a percent of operating expenses, and operating expenses and end-of-year inventories as percentages of sales. Comparative statistics showing percent changes in sales and payroll between 1987 and 1992 also are shown by kind of business.

Subject series—4 reports (WC92-S-1 to -4)

The *Establishment and Firm Size* report (WC92-S-1) presents data for establishments with payroll, based on size of establishment, size of company or firm, and legal form of organization. Establishment statistics are presented by sales size and by employment size; statistics for firms by sales size (including concentration by largest firms), by employment size, and by number of establishments operated (single units and multiunits). Statistics are presented by kind of business on the number of establishments, sales, payroll, and employment for the United States.

The *Measures of Value Produced, Capital Expenditures, Depreciable Assets, and Operating Expenses* report (WC92-S-2) presents data on measures of value produced, capital expenditures, depreciable assets, and operating expenses for firms with payroll

for the United States by major kinds of business. Measures of value produced include gross margin, value added, and net income produced at market prices and factor costs. Operating expenses include annual payroll, supplemental labor costs, purchased services, etc. Sales, purchases, and beginning and ending inventories data also are provided.

The *Commodity Line Sales* report (WC92-S-3) presents data on major categories of commodities sold by wholesale kinds of business for the United States. Data for 15 selected MA's and 15 selected States will be available on electronic media only. Tables present data for each kind of business and show, for each commodity line, the number of establishments handling the line and their sales of the line; the percentage of total sales of the kind of business accounted for by each of the lines carried; and, for establishments actually handling a specific line, the percentage of total sales represented by sales of that line. Summary statistics also are provided for the broad commodity line categories, including counts of establishments and the amount and percentage of the line sold by various kinds of wholesale businesses.

The *Miscellaneous Subjects* report (WC92-S-4) contains data by kind of business on employment by principal activity; sales by class of customer; inventory valuation methods; commissions and gross selling value of business conducted for others by agents and brokers; gross margins, gross profits, and their components; and on petroleum bulk stations and terminals. Data are presented for the United States as a whole; for petroleum bulk stations and terminals, States, and counties.

Electronic Media

All data included in the printed reports are available on CD-ROM. The CD-ROM's provide the same information found in the final reports as well as additional information not published in the final reports, such as commodity line sales data for States (WC92-S-3). Electronic media products are available for users who wish to summarize, rearrange, or process large amounts of data. These products, with corresponding technical documentation, are sold by Data User Services Division, Customer Services, Bureau of the Census, Washington, DC 20233-8300.

OTHER ECONOMIC CENSUS REPORTS

Data on retail trade, service industries, transportation, communications, utilities, financial, insurance, real estate, construction industries, manufactures, mineral industries, enterprise statistics, minority-owned business enterprises, and women-owned businesses also are available from the 1992 Economic Census. A separate series of reports covers the census of outlying areas: Puerto Rico, Virgin Islands of the United States, Guam, and the Northern Marianas. Separate announcements describing these reports are available free of charge from Data User Services Division, Customer Services, Bureau of the Census, Washington, DC 20233-8300.