

# 1992 Census of Wholesale Trade

---

WC92-A-35

GEOGRAPHIC AREA SERIES

## North Dakota

---



## Acknowledgments

Many persons participated in the various activities of the 1992 Census of Wholesale Trade. The overall planning and review of the census operations were performed by the Economic Census Staff of the Economic Planning and Coordination Division.

This report was prepared in the Services Division. **Bobby E. Russell**, Assistant Chief for Census Programs, was responsible for the overall planning, management, and coordination of the census of wholesale trade. Planning and implementation were under the direction of **John R. Trimble**, Chief, Wholesale Census Branch, with primary staff assistance by **Steven L. Barron**, **John L. Vignali**, **Gary E. Swenson**, **Scott P. Handmaker**, **Daniel C. Collier**, **Barbara A. Collier**, **Cary L. Fletcher**, **Dennis R. Johnson**, and **Karen K. Sigmon**.

Systems and procedures for mailout, receipt, correspondence, data input, industry classification, other clerical processing, administrative record processing, quality control, and the associated electronic computer programs, were developed in the Economic Planning and Coordination Division.

Mailout preparation and receipt operations, clerical and analytical review activities, data keying, and geocoding review were performed by the staff of the Data Preparation Division, **Judith N. Petty**, Chief.

Geographic coding procedures and associated computer programs were developed by the staff of the Geography Division.

The computer processing systems were developed and coordinated in the Economic Statistical Methods and Programming Division, **Charles P. Pautler, Jr.**, Chief. **H. Ray Dennis**, Assistant Chief for Business Programs, was responsible for the design and implementation of the computer systems. The computer programs were prepared under the supervision of **Steven G. McCraith**, Chief, Utilities and Financial Census Branch, and **William C. Wester**, Chief, Business Census Branch, assisted by **Dennis P. Kelly**, **Barbara L. Lambert**, **Josephine S. McLaughlin**, **William D. McClain**, **David Wang**, and **David L. Sipes**.

Computer processing was performed in the Computer Services Division, **Marvin D. Raines**, Chief.

The staff of the Administrative and Publications Services Division, **Walter C. Odom**, Chief, performed planning, design, composition, editorial review, and printing planning and procurement for publications and report forms. **Gladys Rea** provided publication coordination and editing.

Special acknowledgment is also due the many businesses whose cooperation has contributed to the publication of these data.

If you have any questions concerning the statistics in this report, call 301-457-2725.

# 1992 Census of Wholesale Trade

---

WC92-A-35

GEOGRAPHIC AREA SERIES

## North Dakota

---

Issued December 1994



**U.S. Department of Commerce**  
**Ronald H. Brown**, Secretary  
**David J. Barram**, Deputy Secretary

**Economics and Statistics Administration**  
**Everett M. Ehrlich**, Under Secretary  
for Economic Affairs

**BUREAU OF THE CENSUS**  
**Martha Farnsworth Riche**, Director

---



**Economics and Statistics  
Administration**

**Everett M. Ehrlich**, Under Secretary  
for Economic Affairs



**BUREAU OF THE CENSUS**

**Martha Farnsworth Riche**, Director  
**Harry A. Scarr**, Deputy Director

**Paula J. Schneider**, Principal Associate  
Director for Programs

**Thomas L. Mesenbourg**, Acting Associate  
Director for Economic Programs

**Thomas L. Mesenbourg**, Assistant Director  
for Economic Programs

**ECONOMIC PLANNING AND COORDINATION  
DIVISION**

**John P. Govoni**, Chief

**SERVICES DIVISION**

**Carole A. Ambler**, Chief

# Introduction to the Economic Census

## PURPOSES AND USES OF THE ECONOMIC CENSUS

The economic census is the major source of facts about the structure and functioning of the Nation's economy. It provides essential information for government, business, industry, and the general public.

The economic census furnishes an important part of the framework for such composite measures as the gross domestic product, input/output measures, production and price indexes, and other statistical series that measure short-term changes in economic conditions.

Policymaking agencies of the Federal Government use the data, especially in monitoring economic activity and providing assistance to business.

State and local governments use the data to assess business activities and tax bases within their jurisdictions and to develop programs to attract business.

Trade associations study trends in their own and competing industries and keep their members informed of market changes.

Individual businesses use the data to locate potential markets and to analyze their own production and sales performance relative to industry or area averages.

## AUTHORITY AND SCOPE

Title 13 of the United States Code (sections 131, 191, and 224) directs the Census Bureau to take the economic census every 5 years, covering years ending in 2 and 7. The 1992 Economic Census consists of the following eight censuses:

- Census of Retail Trade
- Census of Wholesale Trade
- Census of Service Industries
- Census of Financial, Insurance, and Real Estate Industries
- Census of Transportation, Communications, and Utilities
- Census of Manufactures
- Census of Mineral Industries
- Census of Construction Industries

Special programs also cover enterprise statistics and minority-owned and women-owned businesses. (The 1992 Census of Agriculture and 1992 Census of Governments are conducted separately.) The next economic census is scheduled to be taken in 1998 covering the year 1997.

## AVAILABILITY OF THE DATA

The results of the economic census are available in printed reports for sale by the U.S. Government Printing Office and on compact discs for sale by the Census Bureau. Order forms for all types of products are available on request from Customer Services, Bureau of the Census, Washington, DC 20233-8300. A more complete description of publications being issued from this census is on the inside back cover of this document.

Census facts are also widely disseminated by trade associations, business journals, and newspapers. Volumes containing census statistics are available in most major public and college libraries. Finally, State data centers in every State as well as business and industry data centers in many States also supply economic census statistics.

## WHAT'S NEW IN 1992

The 1992 Economic Census covers more of the economy than any previous census. New for 1992 are data on communications, utilities, finance, insurance, and real estate, as well as coverage of more transportation industries. The economic, agriculture, and governments censuses now collectively cover nearly 98 percent of all economic activity.

Among other changes, new 1992 definitions affect the boundaries of about a third of all metropolitan areas. Also, the Survey of Women-Owned Businesses has now been expanded to include all corporations.

## HISTORICAL INFORMATION

The economic census has been taken as an integrated program at 5-year intervals since 1967 and before that for 1963, 1958, and 1954. Prior to that time, the individual subcomponents of the economic census were taken separately at varying intervals.

The economic census traces its beginnings to the 1810 Decennial Census, when questions on manufacturing were included with those for population. Coverage of economic activities was expanded for 1840 and subsequent censuses to include mining and some commercial activities. In 1902, Congress established a permanent Census Bureau and directed that a census of manufactures be taken every 5 years. The 1905 Manufactures Census was the first time a census was taken apart from the regular every-10-year population census.

The first census of business was taken in 1930, covering 1929. Initially it covered retail and wholesale trade and construction industries, but it was broadened in 1933 to include some of the service trades.

The 1954 Economic Census was the first census to be fully integrated—providing comparable census data across economic sectors, using consistent time periods, concepts, definitions, classifications, and reporting units. It was the first census to be taken by mail, using lists of firms provided by the administrative records of other Federal agencies. Since 1963, administrative records also have been used to provide basic statistics for very small firms, reducing or eliminating the need to send them census questionnaires. The Enterprise Statistics Program, which publishes combined data from the economic census, was made possible with the implementation of the integrated census program in 1954.

The range of industries covered in the economic censuses has continued to expand. The census of construction industries began on a regular basis in 1967, and the scope of service industries was broadened in 1967, 1977, and 1987. The census of transportation began in 1963 as a set of surveys covering travel, transportation of commodities, and trucks, but expanded in 1987 to cover business establishments in several transportation industries. For 1992, these statistics are incorporated into a broadened census of transportation, communications, and utilities. Also new for 1992 is the census of financial, insurance, and real estate industries. This is part of a gradual expansion in coverage of industries previously subjected to government regulation.

The Survey of Minority-Owned Business Enterprises was first conducted as a special project in 1969 and was incorporated into the economic census in 1972 along with the Survey of Women-Owned Businesses.

An economic census has also been taken in Puerto Rico since 1909, in the Virgin Islands of the United States and Guam since 1958, and in the Commonwealth of the Northern Mariana Islands since 1982.

Statistical reports from the 1987 and earlier censuses provide historical figures for the study of long-term time series and are available in some large libraries. All of the census data published since 1967 are still available for sale on microfiche from the Census Bureau.

## AVAILABILITY OF MORE FREQUENT ECONOMIC DATA

While the census provides complete enumerations every 5 years, there are many needs for more frequent data as well. The Census Bureau conducts a number of monthly, quarterly, and annual surveys, with the results appearing in publication series such as Current Business Reports (retail and wholesale trade and service industries), the Annual Survey of Manufactures, Current Industrial Reports, and the Quarterly Financial Report. Most of these surveys, while providing more frequent observations, yield less kind-of-business and geographic detail than the census. The County Business Patterns program offers annual statistics on the number of establishments, employment, and payroll classified by industry within each county.

## SOURCES FOR MORE INFORMATION

More information about the scope, coverage, classification system, data items, and publications for each of the economic censuses and related surveys is published in the *Guide to the 1992 Economic Census and Related Statistics*. More information on the methodology, procedures, and history of the census will be published in the *History of the 1992 Economic Census*. Contact Customer Services for information on availability.

# Census of Wholesale Trade

## GENERAL

The 1992 Census of Wholesale Trade, part of the 1992 Economic Census, covered wholesale trade as defined in the *Standard Industrial Classification Manual: 1987*<sup>1</sup> (SIC). It included all establishments with one or more paid employees primarily engaged in selling merchandise to retailers; other wholesalers; or industrial, commercial, institutional, farm, or professional users. Companies selling products to which they have title, as well as those acting as agents or brokers in buying or selling merchandise to others, are included. The census excluded governmental organizations classified in the covered industries except for wholesale liquor establishments operated by State and local governments.

The basic tabulations in this report do not include data for establishments which are "auxiliary" (primary function is providing a service, such as warehouses) to other establishments within the same organization. Data for auxiliaries are presented in a subsequent report issued as part of the 1992 Enterprise Statistics reports.

Wholesale firms without employees are excluded from the census. In the census of retail trade, the sales of firms with no paid employees are derived from administrative records of other Federal agencies rather than from a direct canvass. These sources proved impractical for wholesale firms without paid employees. In the census of wholesale trade, the sales value is the gross volume of business conducted. Firms which operated wholly or partly on a commission basis must provide both the gross volume of business conducted and commission receipts on census forms. Agents and brokers do not report to other Federal agencies the gross selling value of goods. Moreover, administrative records make no distinction between commission receipts and sales of products by wholesalers.

Appendix A gives a more detailed explanation of census coverage and methodology.

## CENSUS DISCLOSURE RULES

In accordance with Federal law governing census reports, no data are published that would disclose the operations of an individual establishment or business. However, the number of establishments in a kind-of-business

classification is not considered a disclosure, therefore, this information may be released even though other information is withheld.

## GEOGRAPHIC AREAS COVERED

This report series presents data for the following areas:

1. The United States as a whole.
2. Each State and the District of Columbia
3. Each consolidated metropolitan statistical area (CMSA) and primary metropolitan statistical area (PMSA) defined by the Office of Management and Budget (OMB) as of June 30, 1993. A CMSA is an area used to facilitate the presentation and analysis of data for large concentrations of metropolitan populations. It includes two or more contiguous PMSA's which have a population of at least 1,000,000<sup>2</sup> and which meet specific criteria of urban character and of social and economic integration.
4. Each metropolitan statistical area (MSA) defined by the OMB as of June 30, 1993. An MSA is an integrated economic and social unit with a population nucleus of at least 50,000 inhabitants.<sup>2</sup> Each MSA consists of one or more counties meeting standards of metropolitan character; in New England, cities and towns rather than counties are the component geographic units.
5. The area within the State outside metropolitan areas (MA's).
6. Each county or county equivalent.<sup>3</sup> Counties are the primary divisions of States, except in Louisiana where they are called parishes and in Alaska where they are called boroughs and census areas. Maryland, Missouri, Nevada, and Virginia have one place or more that is independent of any county organization and constitutes primary divisions of their States. These places are treated as counties and as places.
7. Each consolidated city.<sup>3</sup> Consolidated cities are consolidated governments which consists of separately incorporated municipalities.
8. Each municipality of 2,500 inhabitants or more incorporated as a city, borough, village, or town.<sup>2 3</sup>

<sup>1</sup>*Standard Industrial Classification Manual: 1987*. For sale by Superintendent of Documents, U.S. Government Printing Office, Washington, DC 20402. Stock No. 041-001-00314-2.

<sup>2</sup>According to 1990 Census of Population or subsequent special census.

<sup>3</sup>Those defined as of January 1, 1992.

For the economic census, boroughs and census areas in Alaska, and boroughs in New York, are not included in this category.

9. Special economic urban areas (SEUA's), which include townships in Michigan, New Jersey, and Pennsylvania and towns in New York, Wisconsin, and the six New England States with 10,000 inhabitants or more.<sup>4</sup>

## DOLLAR VALUES

All dollar values presented in this report are expressed in current dollars, i.e., 1992 data are expressed in 1992 dollars and 1987 data in 1987 dollars. Consequently, when making comparisons to prior years, users of the data should consider the inflation that has occurred

## RELIABILITY OF DATA

All data compiled in this report originated from either census questionnaires or administrative records of other Federal agencies and, therefore, are not subject to sampling errors. However, the data are subject to nonsampling errors. Nonsampling errors can be attributed to many sources: inability to identify all cases in the actual universe; definition and classification difficulties; differences in the interpretation of questions; errors in recording or coding the data obtained; and other errors of collection, response, coverage, and estimation for missing or misreported data.

The accuracy of these tabulated data is determined by the joint effects of the various nonsampling errors. No direct measurement of these effects has been obtained except for estimation for missing or misreported data; however, precautionary steps were taken in all phases of the collection, processing, and tabulation of the data in an effort to minimize the effects of nonsampling errors.

The Census Bureau obtains on computer tape limited information extracted from administrative records of other Federal agencies. This information is used in conjunction with other information available to the Census Bureau to develop estimates for nonemployers, small employers, and other establishments for which responses were not received in time for publication. For an indication of the extent that data included in these reports were obtained from the administrative records of other Federal agencies and from estimation, rather than reports directly from respondents, see appendix E. Also, see appendix A for a more detailed explanation of census coverage and methodology.

## SPECIAL TABULATIONS

Special tabulations of data collected in the 1992 Census of Wholesale Trade may be obtained, depending on availability of time and personnel, on diskette, computer tape,

<sup>4</sup>According to 1990 Census of Population or subsequent special census.

or in tabular form. The data will be in summary form and subject to the same rules prohibiting disclosure of confidential information (including name, address, kind of business, or other data for individual business establishments or companies) as are the regular publications.

Special tabulations are prepared on a cost basis. A request for a cost estimate, as well as exact specifications on the type and format of the data to be provided, should be directed to the Chief, Services Division, Bureau of the Census, Washington, DC 20233.

To discuss a special tabulation before submitting specifications, call 1-800-541-8345.

## ABBREVIATIONS AND SYMBOLS

The following abbreviations and symbols are used in this publication:

–	Represents zero.
(D)	Withheld to avoid disclosing data for individual companies; data are included in broader kind-of-business totals.
(IC)	Independent city.
(NA)	Not available.
(NC)	Not comparable.
(X)	Not applicable.
CMSA	Consolidated metropolitan statistical area.
MA	Metropolitan area.
MSA	Metropolitan statistical area.
n.e.c.	Not elsewhere classified.
PMSA	Primary metropolitan statistical area.
pt.	Part.
r	Revised.
SEUA	Standard economic urban area.
SIC	Standard Industrial Classification.

The following symbols are used in this publication to show employment size ranges for employment data that has been withheld to avoid disclosing data for individual companies (employment size range codes are provided for the first time in the 1992 Economic Census):

Symbol	Employment size
AA	0—19
BB	20—99
CC	100—249
EE	250—499
FF	500—999
GG	1,000—2,499
HH	2,500—4,999
II	5,000—9,999
JJ	10,000—24,999
KK	25,000—49,999
LL	50,000—99,999
MM	100,000 or more



# Users' Guide for Locating Statistics in This Report by Table Number

Information shown in tables	Table									
	1	2	3	4	5	6	7	8	9	10
<b>GEOGRAPHIC AREAS</b>										
The State .....	X	X	X						X	X
Metropolitan Areas (MA's) in the State.....							X			
Area of the State not in any MA .....								X		
Counties in the State .....				X						X
Places in the State .....				<sup>2</sup> X	<sup>1</sup> X	<sup>1</sup> X			<sup>2</sup> X	
<b>DATA ITEMS<sup>3</sup></b>										
Establishments.....	X		X	<sup>4</sup> X	<sup>4</sup> X	<sup>4</sup> X	<sup>4</sup> X	<sup>4</sup> X		
Sales .....	X		X	<sup>4</sup> X	<sup>4</sup> X	<sup>4</sup> X	<sup>4</sup> X	<sup>4</sup> X	X	X
Annual payroll .....	X		X	<sup>4</sup> X	<sup>4</sup> X	<sup>4</sup> X	<sup>4</sup> X	<sup>4</sup> X		
First-quarter payroll.....	X									
Paid employees for pay period including March 12, 1992 .....	X		X	<sup>5</sup> X	<sup>5</sup> X	<sup>5</sup> X	<sup>5</sup> X	<sup>5</sup> X		
Inventories .....	X									
Operating expenses .....	X									
Sales per establishment.....		X								
Sales per employee .....		X								
Annual payroll per employee.....		X								
Annual payroll as a percent of operating expenses.....		X								
Employees per establishment.....		X								
Operating expenses as a percent of sales .....		X								
End-of-year inventories as a percent of sales....		X								
1987 to 1992 comparative statistics (sales, payroll, etc.).....			X							
Counties ranked by volume of sales .....										X
Places ranked by volume of sales.....									<sup>2</sup> X	

<sup>1</sup>Includes areas with 200 wholesale establishments or more.

<sup>2</sup>Includes places with 2,500 inhabitants or more, according to the 1990 Census of Population.

<sup>3</sup>See Explanation of Terms, appendix A.

<sup>4</sup>Manufacturers' sales branches and offices, and agents, brokers, and commission merchants are combined and displayed as "other types of operation."

<sup>5</sup>Presented for total and merchant wholesalers only.

# Users' Guide for Locating Statistics in the 1992 Census of Wholesale Trade Reports

Report and geographic area	Information shown in reports by kind of business or industry category										
	Number of establishments	Sales (\$1,000)	Payroll (\$1,000)	Number of employees	Inventories (\$1,000)	Operating expenses (\$1,000)	Commodity line sales (\$1,000)	Sales size and employment size <sup>1</sup>	Legal form of organization	Petroleum bulk stations and terminals	Selected topics
<b>GEOGRAPHIC AREA SERIES</b>											
United States .....	X	X	X	X	X	X	X				
State .....	X	X	X	X	X	X	X				
MA .....	X	X	X	X	X						
County .....	X	X	X	X	X						
Place .....	X	X	X	X	X						
<b>ESTABLISHMENT AND FIRM SIZE (INCLUDING LEGAL FORM OF ORGANIZATION)</b>											
United States .....	X	X	<sup>2</sup> X	<sup>2</sup> X	<sup>2</sup> X	<sup>2</sup> X		X	X		
<b>MEASURES OF VALUE PRODUCED, CAPITAL EXPENDITURES, DEPRECIABLE ASSETS, AND OPERATING EXPENSES</b>											
United States <sup>2</sup> .....		X	X		X	X			X		<sup>3</sup> X
<b>COMMODITY LINE SALES</b>											
United States .....	X	X					X				
State <sup>4</sup> .....	X	X					X				
MA <sup>4</sup> .....	X	X					X				
<b>MISCELLANEOUS SUBJECTS</b>											
United States .....	X	X	X	X	X	X				X	<sup>5</sup> X
State .....					X	X				X	
County .....					X	X				X	

<sup>1</sup>Establishments and firms.

<sup>2</sup>Merchant wholesalers only.

<sup>3</sup>Value produced, capital expenditures, depreciable assets, and selected operating expenses detail.

<sup>4</sup>Available on CD ROM only.

<sup>5</sup>Class of customer; employment by principal activity; detailed type of operation; inventory detail; commissions of agents and brokers; and gross margins, gross profits, and their components of merchant wholesalers.

# Contents

## North Dakota

[Page numbers listed here omit the prefix that appears as part of the number of each page]

	Page
Introduction to the Economic Census .....	III
Census of Wholesale Trade .....	V
Users' Guide for Locating Statistics in This Report by Table Number .....	VII
Users' Guide for Locating Statistics in the 1992 Census of Wholesale Trade Reports ...	VIII
Summary of Findings .....	2

### FIGURES

1. Percent of Wholesale Sales by Type of Operation: 1992 and 1987 .....	3
2. Wholesale Sales by Industry Group: 1992 and 1987 .....	4
3. Wholesale Employment by Industry Group: 1992 and 1987 .....	5
Maps .....	6

### TABLES

1. Summary Statistics for the State: 1992 .....	7
2. Selected Ratios for the State: 1992 .....	11
3. Comparative Statistics for the State: 1992 and 1987 .....	14
4. Summary Statistics for Counties and for Places With 2,500 Inhabitants or More: 1992 .....	17
5. Summary Statistics for Places With 200 Establishments or More: 1992 .....	19
6. Summary Statistics for Counties With 200 Establishments or More: 1992 .....	19
7. Summary Statistics for Metropolitan Areas: 1992 .....	20
8. Summary Statistics for the Area Outside Metropolitan Areas: 1992 .....	22
9. Places With 2,500 Inhabitants or More Ranked by Volume of Sales: 1992 .....	23
10. Counties Ranked by Volume of Sales: 1992 .....	24

### APPENDIXES

A. General Explanation .....	A-1
B. Sample Report Form and Instructions .....	B-1
C. Kind-of-Business Titles and Reporting-Form Numbers .....	C-1
D. Metropolitan Areas .....	D-1
E. Percent of Sales Data Based on Administrative Records and Estimation for the State: 1992 .....	E-1
F. Geographic Notes .....	F-1
G. Establishments in Business Any Time During Year and Establishments in Business at End of Year for the State: 1992 and 1987 .....	G-1

Publication Program ..... Inside back cover

## Summary of Findings

North Dakota had 2,086 wholesale establishments in 1992 with \$7.6 billion in sales. This represents a 1.8 percent increase in wholesale establishments and a 26.4 percent increase in sales over 1987 according to the 1992 Census of Wholesale Trade conducted by the Bureau of the Census, U.S. Department of Commerce.

Merchant wholesalers accounted for 90.6 percent or 1,890 of the total establishments and 83.0 percent or \$6.3 billion of the total sales in 1992 compared with 90.2 percent of the establishments and 80.3 percent of the sales in 1987. Manufacturers' sales branches and offices with 132 establishments and \$548.1 million in sales and agents, brokers, and commission merchants with 64 establishments and \$740.7 million in sales made up the rest of the wholesale trade total in 1992.

Grain and field beans wholesalers were the largest group of wholesalers by kind of business in terms of sales with \$2.1 billion followed by general-line groceries wholesalers with \$925.5 million and petroleum bulk stations and terminals with \$587.2 million. Out of 69 kind of business groups, these three accounted for 47.5 percent of the total sales in the State.

Annual payroll for all wholesalers in the State was up from \$324.7 million in 1987 to \$406.4 million in 1992. Merchant wholesalers had annual payroll of \$360.1 million in 1992 while manufacturers' sales branches and offices

recorded \$35.9 million and agents, brokers, and commission merchants had \$10.3 million.

Employment by all wholesalers in North Dakota as of mid-March 1992 was 18,452, an increase of 5.3 percent since 1987. Merchant wholesalers with 16,247 employees accounted for 88.1 percent of the total wholesale employment in 1992 compared with 87.3 percent in 1987.

Inventories of \$922.2 million were held at wholesale establishments in the State at the end of 1992. Merchant wholesalers held 95.3 percent of these inventories while manufacturers' sales branches and sales offices held 4.7 percent. Inventories of all wholesalers increased during 1992 by 4.1 percent while those of merchant wholesalers increased 3.8 percent.

Payroll per employee in the State averaged \$22.0 thousand for all wholesalers in 1992, an increase of 18.9 percent since 1987. Merchant wholesalers averaged \$22.2 thousand per employee while manufacturers' sales branches and offices was \$28.9 thousand and agents, brokers, and commission merchants were \$10.7 thousand in 1992.

Annual payroll as a percent of operating expenses for all wholesalers increased from 48.3 percent in 1987 to 48.5 percent in 1992. The ratio for merchant wholesalers was 48.6 percent; for manufacturers' sales branches and offices it was 47.7 percent; and for agents, brokers and commission merchants it was 48.0 percent.

Figure 1. **Percent of Wholesale Sales by Type of Operation: 1992 and 1987**  
(Percents may not add to 100 because of rounding. For meaning of abbreviations and symbols, see introductory text)

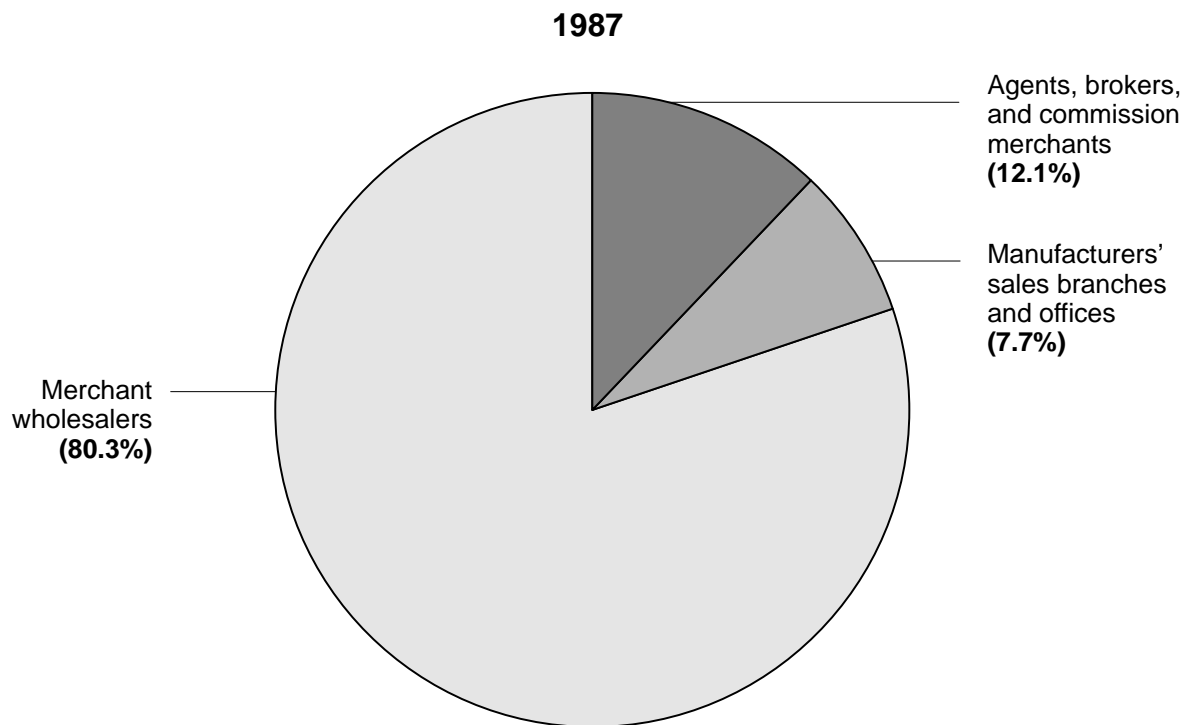
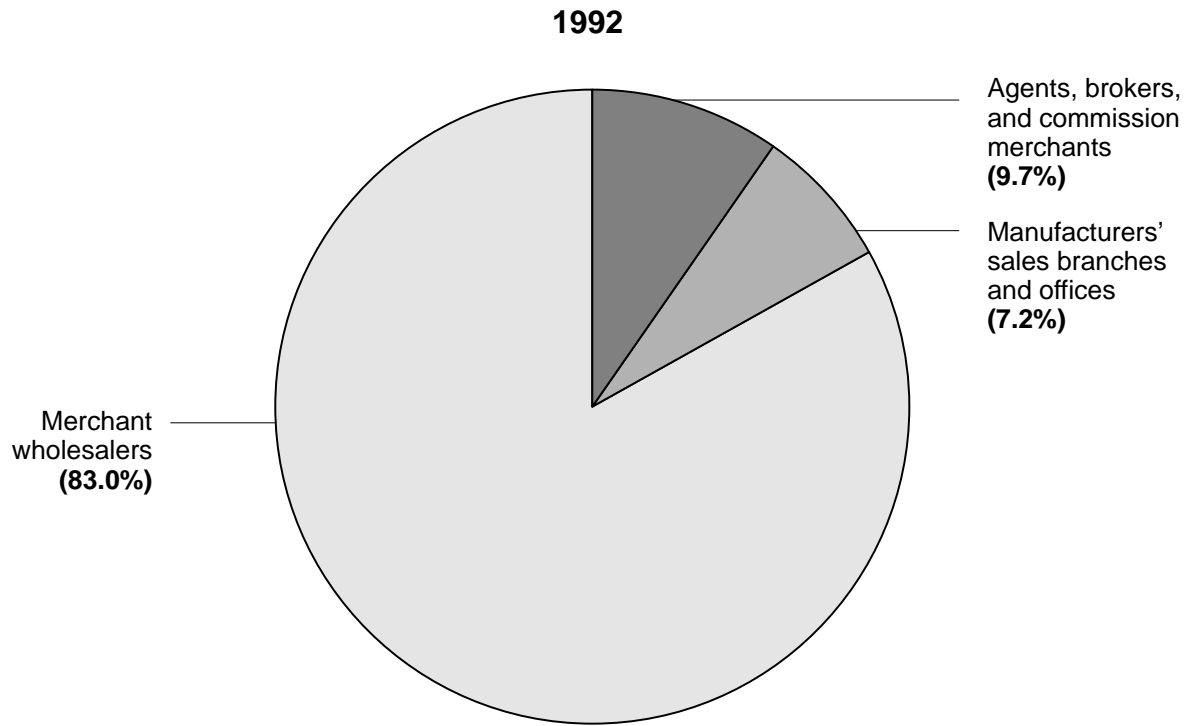




Figure 2. **Wholesale Sales by Industry Group: 1992 and 1987**  
(Millions of dollars. For meaning of abbreviations  
and symbols, see introductory text)

1992   
1987 

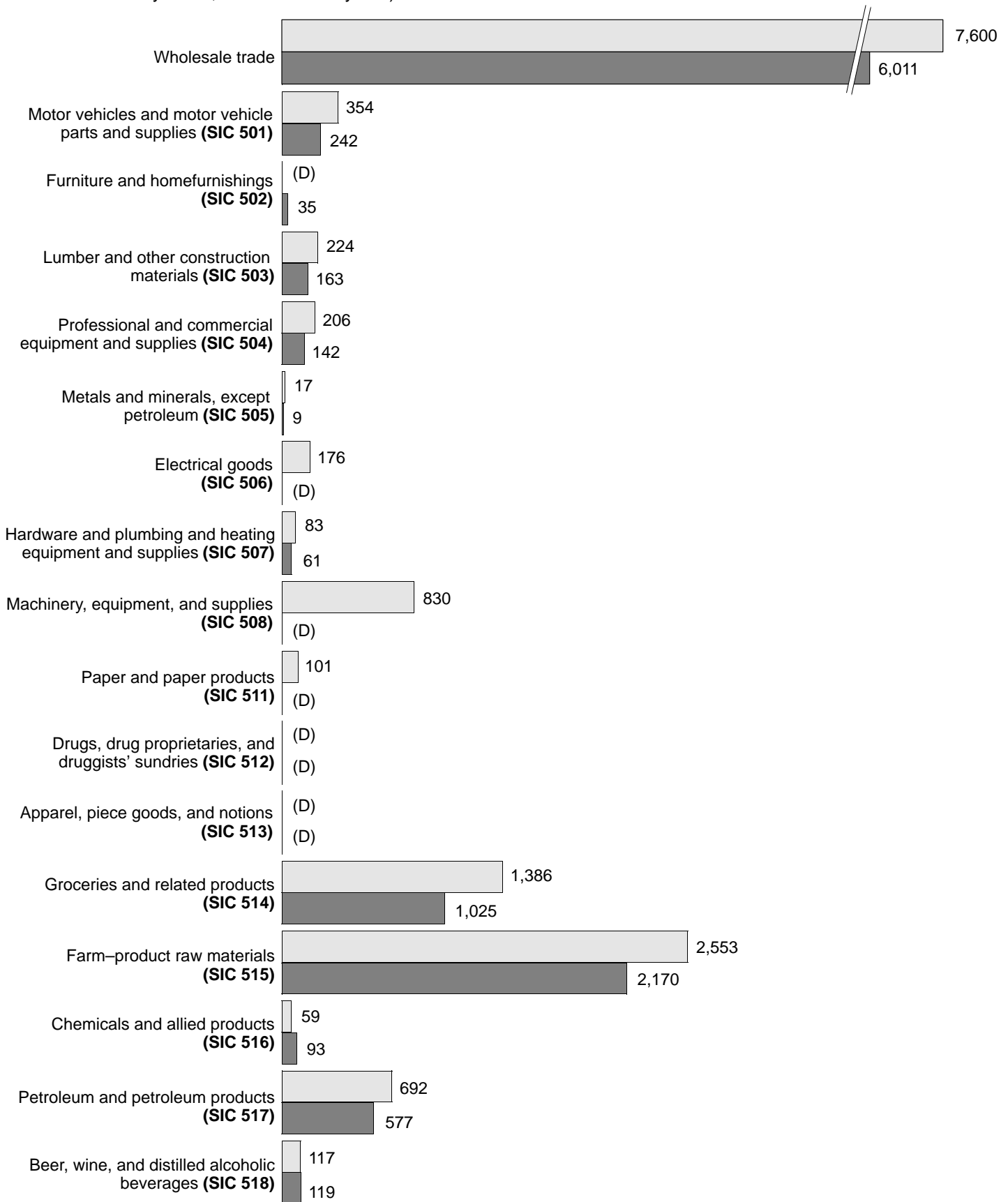

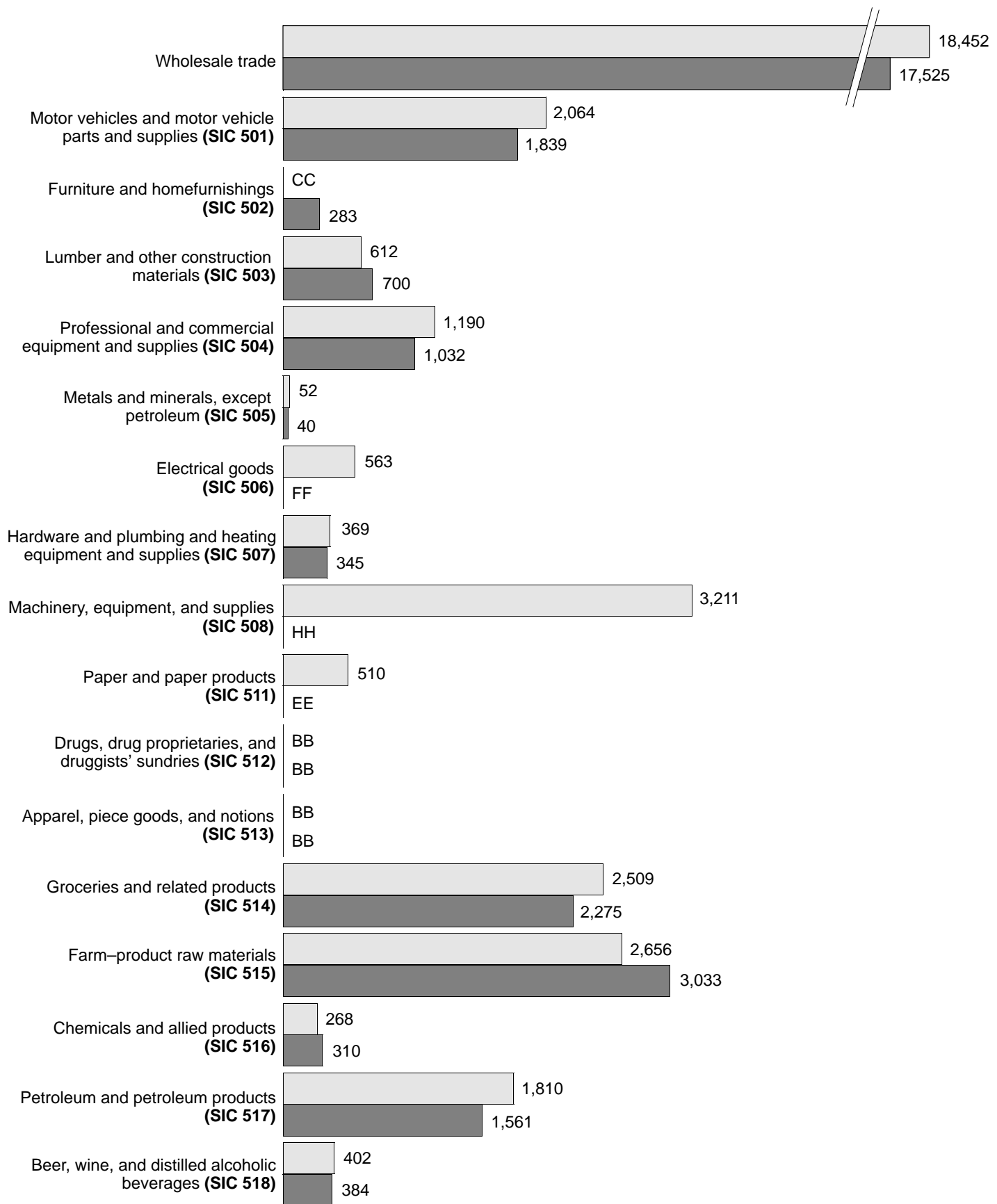


Figure 3. **Wholesale Employment by Industry Group: 1992 and 1987**  
 (Number. For meaning of abbreviations and symbols, see introductory text)

1992   
 1987 







**Table 1. Summary Statistics for the State: 1992**

[For meaning of abbreviations and symbols, see introductory text. For explanation of terms and comparability of 1987 and 1992 censuses, see appendix A]

SIC code	Type of operation and kind of business	Establishments (number)	Sales (\$1,000)	Annual payroll (\$1,000)	First-quarter payroll (\$1,000)	Paid employees for pay period including March 12 (number)	Operating expenses (\$1,000)	End-of-1991 inventories (\$1,000)	End-of-1992 inventories (\$1,000)
	<b>Wholesale trade</b> -----	<b>2 086</b>	<b>7 599 616</b>	<b>406 386</b>	<b>94 338</b>	<b>18 452</b>	<b>837 789</b>	<b>886 148</b>	<b>922 215</b>
	<b>TYPES OF OPERATION</b>								
	<b>Merchant wholesalers</b> -----	<b>1 890</b>	<b>6 310 826</b>	<b>360 119</b>	<b>83 629</b>	<b>16 247</b>	<b>740 936</b>	<b>846 630</b>	<b>878 868</b>
	Wholesale distributors and jobbers -----	1 517	4 131 329	307 147	71 232	13 844	601 748	573 104	594 083
	Importers -----	10	74 921	5 208	976	141	10 940	9 771	9 949
	Exporters -----	22	169 736	3 201	781	144	8 444	26 520	19 626
	Terminal grain elevators -----	7	48 415	1 016	224	45	2 920	3 321	4 850
	Country grain elevators -----	308	1 729 664	37 389	8 858	1 603	102 429	227 204	242 705
	Assemblers of farm products, except country grain elevators -----	26	156 761	6 158	1 558	470	14 455	6 710	7 655
	<b>Manufacturers' sales branches and sales offices</b> -----	<b>132</b>	<b>548 094</b>	<b>35 939</b>	<b>8 412</b>	<b>1 242</b>	<b>75 353</b>	<b>39 043</b>	<b>43 073</b>
	Sales branches (with stock) -----	105	455 506	30 961	7 232	1 114	65 220	39 043	43 073
	Sales offices (without stock) -----	27	92 588	4 978	1 180	128	10 133	-	-
	<b>Agents, brokers, and commission merchants</b> ----	<b>64</b>	<b>740 696</b>	<b>10 328</b>	<b>2 297</b>	<b>963</b>	<b>21 500</b>	<b>475</b>	<b>274</b>
	Auction companies -----	18	316 801	3 268	854	612	7 261	115	132
	Brokers -----	19	261 269	4 259	841	176	8 756	18	2
	Commission merchants -----	12	(D)	(D)	(D)	CC	(D)	(D)	(D)
	Import agents -----	-	-	-	-	-	-	-	-
	Export agents -----	2	(D)	(D)	(D)	AA	(D)	(D)	(D)
	Manufacturers' agents -----	13	21 540	1 111	226	54	1 991	213	5
	<b>TYPES OF OPERATION BY KIND OF BUSINESS</b>								
	<b>Wholesale trade</b> -----	<b>2 086</b>	<b>7 599 616</b>	<b>406 386</b>	<b>94 338</b>	<b>18 452</b>	<b>837 789</b>	<b>886 148</b>	<b>922 215</b>
<b>50</b>	<b>Durable goods</b> -----	<b>973</b>	<b>1 962 964</b>	<b>202 666</b>	<b>47 034</b>	<b>8 589</b>	<b>377 096</b>	<b>410 148</b>	<b>426 612</b>
501	Motor vehicles and motor vehicle parts and supplies -----	215	353 737	39 977	9 525	2 064	75 296	53 579	56 014
5012	Automobiles and other motor vehicles -----	40	165 141	11 392	2 711	595	21 691	19 845	21 070
5013	Motor vehicle supplies and new parts -----	127	126 678	20 466	4 975	1 063	38 400	26 384	27 645
5014	Tires and tubes -----	26	55 418	6 819	1 562	311	12 578	6 307	6 422
5015	Motor vehicle parts, used -----	22	6 500	1 300	277	95	2 627	1 043	877
502	Furniture and homefurnishings -----	14	(D)	(D)	(D)	CC	(D)	(D)	(D)
5021	Furniture -----	8	(D)	(D)	(D)	BB	(D)	(D)	(D)
5023	Homefurnishings -----	6	(D)	(D)	(D)	BB	(D)	(D)	(D)
503	Lumber and other construction materials -----	62	223 599	17 423	3 845	612	35 667	20 545	22 347
5031	Lumber, plywood, millwork, and wood panels -----	19	129 020	9 920	2 191	351	19 756	13 342	15 165
5032	Brick, stone, and related construction materials -----	16	38 181	2 264	480	60	5 880	1 596	1 560
5033	Roofing, siding, and insulation materials -----	10	(D)	(D)	(D)	BB	(D)	(D)	(D)
5039	Construction materials, n.e.c. -----	17	(D)	(D)	(D)	CC	(D)	(D)	(D)
504	Professional and commercial equipment and supplies ----	103	205 660	31 807	7 772	1 190	56 008	20 930	23 244
5043	Photographic equipment and supplies -----	1	(D)	(D)	(D)	AA	(D)	(D)	(D)
5044	Office equipment -----	28	26 336	6 858	1 621	282	10 935	3 941	3 992
5045	Computers and computer peripheral equipment and software -----	36	87 772	13 445	3 395	439	22 619	5 693	7 042
5046	Commercial equipment, n.e.c. -----	8	10 294	1 619	341	66	2 906	1 679	1 667
5047	Medical, dental, and hospital equipment and supplies ---	13	(D)	(D)	(D)	CC	(D)	(D)	(D)
5048	Ophthalmic goods -----	9	4 905	1 048	252	64	2 212	174	186
5049	Professional equipment and supplies, n.e.c. -----	8	(D)	(D)	(D)	CC	(D)	(D)	(D)
505	Metals and minerals, except petroleum -----	5	17 133	1 630	342	52	2 727	2 426	2 526
5051	Metals service centers and offices -----	4	(D)	(D)	(D)	BB	(D)	(D)	(D)
5052	Coal and other minerals and ores -----	1	(D)	(D)	(D)	AA	(D)	(D)	(D)
506	Electrical goods -----	69	175 871	16 420	3 602	563	31 611	17 711	19 915
5063	Electrical apparatus and equipment, wiring supplies, and construction materials -----	37	142 134	12 685	2 719	398	24 541	15 397	17 508
5064	Electrical appliances, television and radio sets -----	5	7 870	748	226	31	1 082	1 120	943
5065	Electronic parts and equipment, n.e.c. -----	27	25 867	2 987	657	134	5 988	1 194	1 464
507	Hardware, and plumbing and heating equipment and supplies -----	51	83 200	9 876	2 442	369	16 419	14 347	14 646
5072	Hardware -----	18	16 448	1 956	442	104	3 565	3 198	2 988
5074	Plumbing and heating equipment and supplies (hydronics) -----	19	53 932	5 752	1 371	198	9 307	9 059	9 515
5075	Warm air heating and air-conditioning equipment and supplies -----	10	6 672	883	237	36	1 743	1 287	1 046
5078	Refrigeration equipment and supplies -----	4	6 148	1 285	392	31	1 804	803	1 097
508	Machinery, equipment, and supplies -----	390	830 084	75 469	17 137	3 211	138 278	269 360	277 580
5082	Construction and mining (except petroleum) machinery and equipment -----	22	112 406	11 690	2 680	380	19 532	32 120	32 754
5083	Farm and garden machinery and equipment -----	230	544 146	43 237	9 525	2 018	81 515	209 456	215 216
5084	Industrial machinery and equipment -----	82	106 520	13 356	3 206	514	23 087	19 684	21 602
5085	Industrial supplies -----	24	39 969	3 993	975	144	6 903	4 582	4 799
5087	Service establishment equipment and supplies -----	28	25 384	2 943	692	142	6 719	3 043	2 690
5088	Transportation equipment and supplies, except motor vehicles -----	4	1 659	250	59	13	522	475	519
509	Miscellaneous durable goods -----	64	(D)	(D)	(D)	EE	(D)	(D)	(D)
5091	Sporting and recreational goods and supplies -----	10	16 016	1 549	328	65	3 297	3 038	3 438
5092	Toys and hobby goods and supplies -----	9	4 493	480	81	31	1 081	700	1 067
5093	Scrap and waste materials -----	27	23 345	3 494	850	208	8 128	4 361	3 374
5094	Jewelry, watches, precious stones, and precious metals -	7	2 419	239	42	20	668	268	326
5099	Durable goods, n.e.c. -----	11	(D)	(D)	(D)	BB	(D)	(D)	(D)

**Table 1. Summary Statistics for the State: 1992 —Con.**

[For meaning of abbreviations and symbols, see introductory text. For explanation of terms and comparability of 1987 and 1992 censuses, see appendix A]

SIC code	Type of operation and kind of business	Establishments (number)	Sales (\$1,000)	Annual payroll (\$1,000)	First-quarter payroll (\$1,000)	Paid employees for pay period including March 12 (number)	Operating expenses (\$1,000)	End-of-1991 inventories (\$1,000)	End-of-1992 inventories (\$1,000)
<b>TYPES OF OPERATION BY KIND OF BUSINESS — Con.</b>									
<b>Wholesale trade — Con.</b>									
<b>51</b>	<b>Nondurable goods</b>	<b>1 113</b>	<b>5 636 652</b>	<b>203 720</b>	<b>47 304</b>	<b>9 863</b>	<b>460 693</b>	<b>476 000</b>	<b>495 603</b>
511	Paper and paper products	43	100 520	12 026	3 082	510	21 832	9 406	9 523
5111	Printing and writing paper	7	14 710	1 366	362	54	2 719	1 096	1 047
5112	Stationery and office supplies	25	24 683	4 295	1 123	262	8 097	2 674	2 705
5113	Industrial and personal service paper	11	61 127	6 365	1 597	194	11 016	5 636	5 771
512	Drugs, drug proprietaries, and druggists' sundries	10	(D)	(D)	(D)	BB	(D)	(D)	(D)
5122	Drugs, drug proprietaries, and druggists' sundries	10	(D)	(D)	(D)	BB	(D)	(D)	(D)
513	Apparel, piece goods, and notions	7	(D)	(D)	(D)	BB	(D)	(D)	(D)
5131	Piece goods, notions, and other dry goods	—	—	—	—	—	—	—	—
5136	Men's and boys' clothing and furnishings	3	(D)	(D)	(D)	BB	(D)	(D)	(D)
5137	Women's, children's, and infants' clothing and accessories	3	(D)	(D)	(D)	AA	(D)	(D)	(D)
5139	Footwear	1	(D)	(D)	(D)	AA	(D)	(D)	(D)
514	Groceries and related products	119	1 385 998	57 713	13 021	2 509	118 378	77 313	79 291
5141	Groceries, general line	16	925 504	30 121	6 903	1 070	54 399	55 585	56 257
5142	Packaged frozen foods	4	(D)	(D)	(D)	BB	(D)	(D)	(D)
5143	Dairy products, except dried or canned	25	29 270	1 104	262	73	2 432	214	259
5144	Poultry and poultry products	1	(D)	(D)	(D)	AA	(D)	(D)	(D)
5145	Confectionery	9	(D)	(D)	(D)	CC	(D)	(D)	(D)
5146	Fish and seafoods	1	(D)	(D)	(D)	AA	(D)	(D)	(D)
5147	Meats and meat products	2	(D)	(D)	(D)	BB	(D)	(D)	(D)
5148	Fresh fruits and vegetables	27	88 672	3 557	873	386	9 464	1 777	2 412
5149	Groceries and related products, n.e.c.	34	213 930	15 410	3 247	689	36 941	8 815	7 853
515	Farm-product raw materials	400	2 552 709	50 177	11 867	2 656	134 542	270 235	283 804
5153	Grain and field beans	363	2 098 626	45 100	10 719	1 949	122 912	268 318	282 866
5154	Livestock	32	(D)	(D)	(D)	FF	(D)	(D)	(D)
5159	Farm-product raw materials, n.e.c.	5	(D)	(D)	(D)	BB	(D)	(D)	(D)
516	Chemicals and allied products	40	58 798	7 686	1 832	268	14 565	6 799	6 427
5162	Plastics materials and basic forms and shapes	4	3 310	471	102	28	1 195	252	282
5169	Chemicals and allied products, n.e.c.	36	55 488	7 215	1 730	240	13 370	6 547	6 145
517	Petroleum and petroleum products	247	692 106	31 245	7 360	1 810	75 341	38 588	39 042
5171	Petroleum bulk stations and terminals	222	587 237	28 831	6 851	1 671	69 692	36 784	37 059
5172	Petroleum and petroleum products wholesalers, except bulk stations and terminals	25	104 869	2 414	509	139	5 649	1 804	1 983
518	Beer, wine, and distilled alcoholic beverages	29	116 882	10 803	2 204	402	20 043	9 516	8 826
5181	Beer and ale	24	(D)	(D)	(D)	EE	(D)	(D)	(D)
5182	Wine and distilled alcoholic beverages	5	(D)	(D)	(D)	CC	(D)	(D)	(D)
519	Miscellaneous nondurable goods	218	650 589	31 189	7 224	1 561	69 236	57 352	61 431
5191	Farm supplies	161	543 226	21 730	5 066	1 028	51 066	48 750	52 490
5192	Books, periodicals, and newspapers	13	15 765	1 604	409	94	3 221	954	927
5193	Flowers, nursery stock, and florists' supplies	7	(D)	(D)	(D)	BB	(D)	(D)	(D)
5194	Tobacco and tobacco products	11	69 082	4 571	982	213	8 501	5 695	6 071
5198	Paints, varnishes, and supplies	6	(D)	(D)	(D)	BB	(D)	(D)	(D)
5199	Nondurable goods, n.e.c.	20	(D)	(D)	(D)	CC	(D)	(D)	(D)
<b>Merchant wholesalers</b>									
<b>50</b>	<b>Durable goods</b>	<b>897</b>	<b>1 765 885</b>	<b>185 432</b>	<b>42 979</b>	<b>8 038</b>	<b>344 971</b>	<b>391 782</b>	<b>405 927</b>
501	Motor vehicles and motor vehicle parts and supplies	205	306 194	37 381	8 915	1 906	69 750	49 585	52 284
5012	Automobiles and other motor vehicles	37	(D)	(D)	(D)	FF	(D)	(D)	(D)
5013	Motor vehicle supplies and new parts	124	123 320	19 942	4 845	1 043	37 240	25 666	26 996
5014	Tires and tubes	22	(D)	(D)	(D)	EE	(D)	(D)	(D)
5015	Motor vehicle parts, used	22	6 500	1 300	277	95	2 627	1 043	877
502	Furniture and homefurnishings	14	(D)	(D)	(D)	CC	(D)	(D)	(D)
5021	Furniture	8	(D)	(D)	(D)	BB	(D)	(D)	(D)
5023	Homefurnishings	6	(D)	(D)	(D)	BB	(D)	(D)	(D)
503	Lumber and other construction materials	56	208 967	16 517	3 665	586	32 984	20 236	21 924
5031	Lumber, plywood, millwork, and wood panels	19	129 020	9 920	2 191	351	19 756	13 342	15 165
5032	Brick, stone, and related construction materials	12	(D)	(D)	(D)	BB	(D)	(D)	(D)
5033	Roofing, siding, and insulation materials	9	(D)	(D)	(D)	BB	(D)	(D)	(D)
5039	Construction materials, n.e.c.	16	(D)	(D)	(D)	CC	(D)	(D)	(D)
504	Professional and commercial equipment and supplies	90	151 469	25 045	5 997	1 047	44 792	17 894	19 847
5043	Photographic equipment and supplies	1	(D)	(D)	(D)	AA	(D)	(D)	(D)
5044	Office equipment	25	(D)	(D)	(D)	EE	(D)	(D)	(D)
5045	Computers and computer peripheral equipment and software	30	46 579	7 340	1 769	324	12 993	3 304	4 565
5046	Commercial equipment, n.e.c.	8	10 294	1 619	341	66	2 906	1 679	1 667
5047	Medical, dental, and hospital equipment and supplies	12	52 262	5 972	1 416	157	12 407	6 569	7 322
5048	Ophthalmic goods	7	(D)	(D)	(D)	BB	(D)	(D)	(D)
5049	Professional equipment and supplies, n.e.c.	7	(D)	(D)	(D)	CC	(D)	(D)	(D)
505	Metals and minerals, except petroleum	5	17 133	1 630	342	52	2 727	2 426	2 526
5051	Metals service centers and offices	4	(D)	(D)	(D)	BB	(D)	(D)	(D)
5052	Coal and other minerals and ores	1	(D)	(D)	(D)	AA	(D)	(D)	(D)
506	Electrical goods	60	(D)	(D)	(D)	FF	(D)	(D)	(D)
5063	Electrical apparatus and equipment, wiring supplies, and construction materials	30	131 641	11 625	2 574	370	22 738	15 082	17 344
5064	Electrical appliances, television and radio sets	5	7 870	748	226	31	1 082	1 120	943
5065	Electronic parts and equipment, n.e.c.	25	(D)	(D)	(D)	CC	(D)	(D)	(D)

**ND-8 NORTH DAKOTA**

**WHOLESALE TRADE—GEOGRAPHIC AREA SERIES**

**Table 1. Summary Statistics for the State: 1992 —Con.**

[For meaning of abbreviations and symbols, see introductory text. For explanation of terms and comparability of 1987 and 1992 censuses, see appendix A]

SIC code	Type of operation and kind of business	Estab-lish-ments (number)	Sales (\$1,000)	Annual payroll (\$1,000)	First-quarter payroll (\$1,000)	Paid employees for pay period including March 12 (number)	Operating expenses (\$1,000)	End-of-1991 inventories (\$1,000)	End-of-1992 inventories (\$1,000)
<b>TYPES OF OPERATION BY KIND OF BUSINESS — Con.</b>									
<b>Merchant wholesalers — Con.</b>									
<b>50</b>	<b>Durable goods — Con.</b>								
507	Hardware, and plumbing and heating equipment and supplies -----	49	(D)	(D)	(D)	EE	(D)	(D)	(D)
5072	Hardware -----	17	(D)	(D)	(D)	BB	(D)	(D)	(D)
5074	Plumbing and heating equipment and supplies (hydronics) -----	18	(D)	(D)	(D)	CC	(D)	(D)	(D)
5075	Warm air heating and air-conditioning equipment and supplies -----	10	6 672	883	237	36	1 743	1 287	1 046
5078	Refrigeration equipment and supplies -----	4	6 148	1 285	392	31	1 804	803	1 097
508	Machinery, equipment, and supplies -----	354	768 145	70 360	15 975	3 037	128 582	258 975	264 859
5082	Construction and mining (except petroleum) machinery and equipment -----	22	112 406	11 690	2 680	380	19 532	32 120	32 754
5083	Farm and garden machinery and equipment -----	221	525 219	41 901	9 255	1 970	78 670	206 433	211 520
5084	Industrial machinery and equipment -----	59	71 706	9 890	2 397	404	17 114	12 775	12 776
5085	Industrial supplies -----	22	(D)	(D)	(D)	CC	(D)	(D)	(D)
5087	Service establishment equipment and supplies -----	26	(D)	(D)	(D)	CC	(D)	(D)	(D)
5088	Transportation equipment and supplies, except motor vehicles -----	4	1 659	250	59	13	522	475	519
509	Miscellaneous durable goods -----	64	(D)	(D)	(D)	EE	(D)	(D)	(D)
5091	Sporting and recreational goods and supplies -----	10	16 016	1 549	328	65	3 297	3 038	3 438
5092	Toys and hobby goods and supplies -----	9	4 493	480	81	31	1 081	700	1 067
5093	Scrap and waste materials -----	27	23 345	3 494	850	208	8 128	4 361	3 374
5094	Jewelry, watches, precious stones, and precious metals -----	7	2 419	239	42	20	668	268	326
5099	Durable goods, n.e.c. -----	11	(D)	(D)	(D)	BB	(D)	(D)	(D)
<b>51</b>	<b>Nondurable goods -----</b>	<b>993</b>	<b>4 544 941</b>	<b>174 687</b>	<b>40 650</b>	<b>8 209</b>	<b>395 965</b>	<b>454 848</b>	<b>472 941</b>
511	Paper and paper products -----	39	(D)	(D)	(D)	EE	(D)	(D)	(D)
5111	Printing and writing paper -----	7	14 710	1 366	362	54	2 719	1 096	1 047
5112	Stationery and office supplies -----	22	(D)	(D)	(D)	EE	(D)	(D)	(D)
5113	Industrial and personal service paper -----	10	(D)	(D)	(D)	CC	(D)	(D)	(D)
512	Drugs, drug proprietaries, and druggists' sundries -----	6	(D)	(D)	(D)	BB	(D)	(D)	(D)
5122	Drugs, drug proprietaries, and druggists' sundries -----	6	(D)	(D)	(D)	BB	(D)	(D)	(D)
513	Apparel, piece goods, and notions -----	7	(D)	(D)	(D)	BB	(D)	(D)	(D)
5131	Piece goods, notions, and other dry goods -----	7	(D)	(D)	(D)	BB	(D)	(D)	(D)
5136	Men's and boys' clothing and furnishings -----	3	(D)	(D)	(D)	BB	(D)	(D)	(D)
5137	Women's, children's, and infants' clothing and accessories -----	3	(D)	(D)	(D)	AA	(D)	(D)	(D)
5139	Footwear -----	1	(D)	(D)	(D)	AA	(D)	(D)	(D)
514	Groceries and related products -----	76	964 087	40 204	9 088	1 781	80 849	65 294	66 035
5141	Groceries, general line -----	10	759 830	27 153	6 385	961	49 236	55 585	56 257
5142	Packaged frozen foods -----	—	—	—	—	—	—	—	—
5143	Dairy products, except dried or canned -----	14	(D)	(D)	(D)	BB	(D)	(D)	(D)
5144	Poultry and poultry products -----	—	—	—	—	—	—	—	—
5145	Confectionery -----	6	(D)	(D)	(D)	BB	(D)	(D)	(D)
5146	Fish and seafoods -----	1	(D)	(D)	(D)	AA	(D)	(D)	(D)
5147	Meats and meat products -----	1	(D)	(D)	(D)	AA	(D)	(D)	(D)
5148	Fresh fruits and vegetables -----	23	78 643	3 192	805	365	8 291	1 759	2 411
5149	Groceries and related products, n.e.c. -----	21	(D)	(D)	(D)	EE	(D)	(D)	(D)
515	Farm-product raw materials -----	376	2 167 082	46 979	11 024	2 045	127 577	270 160	283 728
5153	Grain and field beans -----	360	(D)	(D)	(D)	GG	(D)	(D)	(D)
5154	Livestock -----	11	(D)	(D)	(D)	BB	(D)	(D)	(D)
5159	Farm-product raw materials, n.e.c. -----	5	(D)	(D)	(D)	BB	(D)	(D)	(D)
516	Chemicals and allied products -----	31	50 028	6 439	1 443	241	11 750	6 214	5 850
5162	Plastics materials and basic forms and shapes -----	4	3 310	471	102	28	1 195	252	282
5169	Chemicals and allied products, n.e.c. -----	27	46 718	5 968	1 341	213	10 555	5 962	5 568
517	Petroleum and petroleum products -----	236	585 737	29 846	7 086	1 766	71 323	36 365	37 513
5171	Petroleum bulk stations and terminals -----	215	(D)	(D)	(D)	GG	(D)	(D)	(D)
5172	Petroleum and petroleum products wholesalers, except bulk stations and terminals -----	21	(D)	(D)	(D)	CC	(D)	(D)	(D)
518	Beer, wine, and distilled alcoholic beverages -----	26	(D)	(D)	(D)	EE	(D)	(D)	(D)
5181	Beer and ale -----	21	63 013	6 524	1 404	249	13 477	4 184	3 799
5182	Wine and distilled alcoholic beverages -----	5	(D)	(D)	(D)	CC	(D)	(D)	(D)
519	Miscellaneous nondurable goods -----	196	(D)	(D)	(D)	GG	(D)	(D)	(D)
5191	Farm supplies -----	148	437 258	18 593	4 482	900	43 376	43 856	46 527
5192	Books, periodicals, and newspapers -----	8	(D)	(D)	(D)	BB	(D)	(D)	(D)
5193	Flowers, nursery stock, and florists' supplies -----	7	(D)	(D)	(D)	BB	(D)	(D)	(D)
5194	Tobacco and tobacco products -----	11	69 082	4 571	982	213	8 501	5 695	6 071
5198	Paints, varnishes, and supplies -----	2	(D)	(D)	(D)	BB	(D)	(D)	(D)
5199	Nondurable goods, n.e.c. -----	20	(D)	(D)	(D)	CC	(D)	(D)	(D)
<b>Manufacturers' sales branches and sales offices -----</b>									
<b>50</b>	<b>Durable goods -----</b>	<b>57</b>	<b>144 388</b>	<b>15 500</b>	<b>3 692</b>	<b>430</b>	<b>28 683</b>	<b>18 113</b>	<b>20 623</b>
501	Motor vehicles and motor vehicle parts and supplies -----	7	(D)	(D)	(D)	BB	(D)	(D)	(D)
502	Furniture and homefurnishings -----	—	—	—	—	—	—	—	—
503	Lumber and other construction materials -----	6	14 632	906	180	26	2 683	309	423
504	Professional and commercial equipment and supplies -----	11	(D)	(D)	(D)	CC	(D)	(D)	(D)
505	Metals and minerals, except petroleum -----	—	—	—	—	—	—	—	—
506	Electrical goods -----	7	11 430	1 536	272	39	2 475	375	215

**Table 1. Summary Statistics for the State: 1992 —Con.**

[For meaning of abbreviations and symbols, see introductory text. For explanation of terms and comparability of 1987 and 1992 censuses, see appendix A]

SIC code	Type of operation and kind of business	Estab-lish-ments (number)	Sales (\$1,000)	Annual payroll (\$1,000)	First-quarter payroll (\$1,000)	Paid employees for pay period including March 12 (number)	Operating expenses (\$1,000)	End-of-1991 inventories (\$1,000)	End-of-1992 inventories (\$1,000)
<b>TYPES OF OPERATION BY KIND OF BUSINESS — Con.</b>									
<b>Manufacturers' sales branches and sales offices — Con.</b>									
<b>50</b>	<b>Durable goods — Con.</b>								
507	Hardware, and plumbing and heating equipment and supplies -----	1	(D)	(D)	(D)	AA	(D)	(D)	(D)
508	Machinery, equipment, and supplies -----	25	46 207	4 250	998	139	8 092	10 177	12 721
509	Miscellaneous durable goods -----	-	-	-	-	-	-	-	-
<b>51</b>	<b>Nondurable goods -----</b>	<b>75</b>	<b>403 706</b>	<b>20 439</b>	<b>4 720</b>	<b>812</b>	<b>46 670</b>	<b>20 930</b>	<b>22 450</b>
511	Paper and paper products -----	4	(D)	(D)	(D)	AA	(D)	(D)	(D)
512	Drugs, drug proprietaries, and druggists' sundries -----	2	(D)	(D)	(D)	AA	(D)	(D)	(D)
513	Apparel, piece goods, and notions -----	-	-	-	-	-	-	-	-
514	Groceries and related products -----	28	160 955	13 000	3 035	546	28 164	12 001	13 255
515	Farm-product raw materials -----	-	-	-	-	-	-	-	-
516	Chemicals and allied products -----	8	(D)	(D)	(D)	BB	(D)	(D)	(D)
517	Petroleum and petroleum products -----	10	(D)	(D)	(D)	BB	(D)	(D)	(D)
518	Beer, wine, and distilled alcoholic beverages -----	2	(D)	(D)	(D)	AA	(D)	(D)	(D)
519	Miscellaneous nondurable goods -----	21	113 517	3 813	758	164	9 530	5 507	6 530
	<b>Agents, brokers, and commission merchants ----</b>	<b>64</b>	<b>740 696</b>	<b>10 328</b>	<b>2 297</b>	<b>963</b>	<b>21 500</b>	<b>475</b>	<b>274</b>
<b>50</b>	<b>Durable goods -----</b>	<b>19</b>	<b>52 691</b>	<b>1 734</b>	<b>363</b>	<b>121</b>	<b>3 442</b>	<b>253</b>	<b>62</b>
501	Motor vehicles and motor vehicle parts and supplies -----	3	(D)	(D)	(D)	BB	(D)	(D)	(D)
502	Furniture and homefurnishings -----	-	-	-	-	-	-	-	-
503	Lumber and other construction materials -----	-	-	-	-	-	-	-	-
504	Professional and commercial equipment and supplies -----	2	(D)	(D)	(D)	AA	(D)	(D)	(D)
505	Metals and minerals, except petroleum -----	-	-	-	-	-	-	-	-
506	Electrical goods -----	2	(D)	(D)	(D)	AA	(D)	(D)	(D)
507	Hardware, and plumbing and heating equipment and supplies -----	1	(D)	(D)	(D)	AA	(D)	(D)	(D)
508	Machinery, equipment, and supplies -----	11	15 732	859	164	35	1 604	208	-
509	Miscellaneous durable goods -----	-	-	-	-	-	-	-	-
<b>51</b>	<b>Nondurable goods -----</b>	<b>45</b>	<b>688 005</b>	<b>8 594</b>	<b>1 934</b>	<b>842</b>	<b>18 058</b>	<b>222</b>	<b>212</b>
511	Paper and paper products -----	-	-	-	-	-	-	-	-
512	Drugs, drug proprietaries, and druggists' sundries -----	2	(D)	(D)	(D)	AA	(D)	(D)	(D)
513	Apparel, piece goods, and notions -----	-	-	-	-	-	-	-	-
514	Groceries and related products -----	15	260 956	4 509	898	182	9 365	18	1
515	Farm-product raw materials -----	24	385 627	3 198	843	611	6 965	75	76
516	Chemicals and allied products -----	1	(D)	(D)	(D)	AA	(D)	(D)	(D)
517	Petroleum and petroleum products -----	1	(D)	(D)	(D)	AA	(D)	(D)	(D)
518	Beer, wine, and distilled alcoholic beverages -----	1	(D)	(D)	(D)	AA	(D)	(D)	(D)
519	Miscellaneous nondurable goods -----	1	(D)	(D)	(D)	AA	(D)	(D)	(D)

**Table 2. Selected Ratios for the State: 1992**

[For meaning of abbreviations and symbols, see introductory text. For explanation of terms and comparability of 1987 and 1992 censuses, see appendix A]

SIC code	Type of operation and kind of business	Sales		Annual payroll		Employees per establishment <sup>1</sup> (number)	Operating expenses as percent of sales	End-of-1992 inventories as percent of sales
		Per establishment (dollars)	Per employee <sup>1</sup> (dollars)	Per employee <sup>1</sup> (dollars)	As percent of operating expenses			
	<b>Wholesale trade -----</b>	<b>3 643 152</b>	<b>411 859</b>	<b>22 024</b>	<b>48.5</b>	<b>9</b>	<b>11.0</b>	<b>12.1</b>
<b>50</b>	<b>Durable goods -----</b>	<b>2 017 435</b>	<b>228 544</b>	<b>23 596</b>	<b>53.7</b>	<b>9</b>	<b>19.2</b>	<b>21.7</b>
501	Motor vehicles and motor vehicle parts and supplies -----	1 645 288	171 384	19 369	53.1	10	21.3	15.8
5012	Automobiles and other motor vehicles -----	4 128 525	277 548	19 146	52.5	15	13.1	12.8
5013	Motor vehicle supplies and new parts -----	997 465	119 170	19 253	53.3	8	30.3	21.8
5014	Tires and tubes -----	2 131 462	178 193	21 926	54.2	12	22.7	11.6
5015	Motor vehicle parts, used -----	295 455	68 421	13 684	49.5	4	40.4	13.5
502	Furniture and home furnishings -----	(D)	(D)	(D)	(D)	(D)	(D)	(D)
5021	Furniture -----	(D)	(D)	(D)	(D)	(D)	(D)	(D)
5023	Home furnishings -----	(D)	(D)	(D)	(D)	(D)	(D)	(D)
503	Lumber and other construction materials -----	3 606 435	365 358	28 469	48.8	10	16.0	10.0
5031	Lumber, plywood, millwork, and wood panels -----	6 790 526	367 578	28 262	50.2	18	15.3	11.8
5032	Brick, stone, and related construction materials -----	2 386 313	636 350	37 733	38.5	4	15.4	4.1
5033	Roofing, siding, and insulation materials -----	(D)	(D)	(D)	(D)	(D)	(D)	(D)
5039	Construction materials, n.e.c. -----	(D)	(D)	(D)	(D)	(D)	(D)	(D)
504	Professional and commercial equipment and supplies -----	1 996 699	172 824	26 729	56.8	12	27.2	11.3
5043	Photographic equipment and supplies -----	(D)	(D)	(D)	(D)	(D)	(D)	(D)
5044	Office equipment -----	940 571	93 390	24 319	62.7	10	41.5	15.2
5045	Computers and computer peripheral equipment and software -----	2 438 111	199 936	30 626	59.4	12	25.8	8.0
5046	Commercial equipment, n.e.c. -----	1 286 750	155 970	24 530	55.7	8	28.2	16.2
5047	Medical, dental, and hospital equipment and supplies -----	(D)	(D)	(D)	(D)	(D)	(D)	(D)
5048	Ophthalmic goods -----	545 000	76 641	16 375	47.4	7	45.1	3.8
5049	Professional equipment and supplies, n.e.c. -----	(D)	(D)	(D)	(D)	(D)	(D)	(D)
505	Metals and minerals, except petroleum -----	3 426 600	329 481	31 346	59.8	10	15.9	14.7
5051	Metals service centers and offices -----	(D)	(D)	(D)	(D)	(D)	(D)	(D)
5052	Coal and other minerals and ores -----	(D)	(D)	(D)	(D)	(D)	(D)	(D)
506	Electrical goods -----	2 548 855	312 382	29 165	51.9	8	18.0	11.3
5063	Electrical apparatus and equipment, wiring supplies, and construction materials -----	3 841 459	357 121	31 872	51.7	11	17.3	12.3
5064	Electrical appliances, television and radio sets -----	1 574 000	253 871	24 129	69.1	6	13.7	12.0
5065	Electronic parts and equipment, n.e.c. -----	958 037	193 037	22 291	49.9	5	23.1	5.7
507	Hardware, and plumbing and heating equipment and supplies -----	1 631 373	225 474	26 764	60.1	7	19.7	17.6
5072	Hardware -----	913 778	158 154	18 808	54.9	6	21.7	18.2
5074	Plumbing and heating equipment and supplies (hydronics) -----	2 838 526	272 384	29 051	61.8	10	17.3	17.6
5075	Warm air heating and air-conditioning equipment and supplies -----	667 200	185 333	24 528	50.7	4	26.1	15.7
5078	Refrigeration equipment and supplies -----	1 537 000	198 323	41 452	71.2	8	29.3	17.8
508	Machinery, equipment, and supplies -----	2 128 421	258 513	23 503	54.6	8	16.7	33.4
5082	Construction and mining (except petroleum) machinery and equipment -----	5 109 364	295 805	30 763	59.9	17	17.4	29.1
5083	Farm and garden machinery and equipment -----	2 365 852	269 646	21 426	53.0	9	15.0	39.6
5084	Industrial machinery and equipment -----	1 299 024	207 237	25 984	57.9	6	21.7	20.3
5085	Industrial supplies -----	1 665 375	277 563	27 729	57.8	6	17.3	12.0
5087	Service establishment equipment and supplies -----	906 571	178 761	20 725	43.8	5	26.5	10.6
5088	Transportation equipment and supplies, except motor vehicles -----	414 750	127 615	19 231	47.9	3	31.5	31.3
509	Miscellaneous durable goods -----	(D)	(D)	(D)	(D)	(D)	(D)	(D)
5091	Sporting and recreational goods and supplies -----	1 601 600	246 400	23 831	47.0	7	20.6	21.5
5092	Toys and hobby goods and supplies -----	499 222	144 935	15 484	44.4	3	24.1	23.7
5093	Scrap and waste materials -----	864 630	112 236	16 798	43.0	8	34.8	14.5
5094	Jewelry, watches, precious stones, and precious metals -----	345 571	120 950	11 950	35.8	3	27.6	13.5
5099	Durable goods, n.e.c. -----	(D)	(D)	(D)	(D)	(D)	(D)	(D)
<b>51</b>	<b>Nondurable goods -----</b>	<b>5 064 377</b>	<b>571 495</b>	<b>20 655</b>	<b>44.2</b>	<b>9</b>	<b>8.2</b>	<b>8.8</b>
511	Paper and paper products -----	2 337 674	197 098	23 580	55.1	12	21.7	9.5
5111	Printing and writing paper -----	2 101 429	272 407	25 296	50.2	8	18.5	7.1
5112	Stationery and office supplies -----	987 320	94 210	16 393	53.0	10	32.8	11.0
5113	Industrial and personal service paper -----	5 557 000	315 088	32 809	57.8	18	18.0	9.4
512	Drugs, drug proprietaries, and druggists' sundries -----	(D)	(D)	(D)	(D)	(D)	(D)	(D)
5122	Drugs, drug proprietaries, and druggists' sundries -----	(D)	(D)	(D)	(D)	(D)	(D)	(D)
513	Apparel, piece goods, and notions -----	(D)	(D)	(D)	(D)	(D)	(D)	(D)
5131	Piece goods, notions, and other dry goods -----	(D)	(D)	(D)	(D)	(D)	(D)	(D)
5136	Men's and boys' clothing and furnishings -----	(D)	(D)	(D)	(D)	(D)	(D)	(D)
5137	Women's, children's, and infants' clothing and accessories -----	(D)	(D)	(D)	(D)	(D)	(D)	(D)
5139	Footwear -----	(D)	(D)	(D)	(D)	(D)	(D)	(D)
514	Groceries and related products -----	11 647 042	552 411	23 002	48.8	21	8.5	5.7
5141	Groceries, general line -----	57 844 000	864 957	28 150	55.4	67	5.9	6.1
5142	Packaged frozen foods -----	(D)	(D)	(D)	(D)	(D)	(D)	(D)
5143	Dairy products, except dried or canned -----	1 170 800	400 959	15 123	45.4	3	8.3	9
5144	Poultry and poultry products -----	(D)	(D)	(D)	(D)	(D)	(D)	(D)
5145	Confectionery -----	(D)	(D)	(D)	(D)	(D)	(D)	(D)
5146	Fish and seafoods -----	(D)	(D)	(D)	(D)	(D)	(D)	(D)
5147	Meats and meat products -----	(D)	(D)	(D)	(D)	(D)	(D)	(D)
5148	Fresh fruits and vegetables -----	3 284 148	229 720	9 215	37.6	14	10.7	2.7
5149	Groceries and related products, n.e.c. -----	6 292 059	310 493	22 366	41.7	20	17.3	3.7
515	Farm-product raw materials -----	6 381 773	961 110	18 892	37.3	7	5.3	11.1
5153	Grain and field beans -----	5 781 339	1 076 771	23 140	36.7	5	5.9	13.5
5154	Livestock -----	(D)	(D)	(D)	(D)	(D)	(D)	(D)
5159	Farm-product raw materials, n.e.c. -----	(D)	(D)	(D)	(D)	(D)	(D)	(D)
516	Chemicals and allied products -----	1 469 950	219 396	28 679	52.8	7	24.8	10.9
5162	Plastics materials and basic forms and shapes -----	827 500	118 214	16 821	39.4	7	36.1	8.5
5169	Chemicals and allied products, n.e.c. -----	1 541 333	231 200	30 063	54.0	7	24.1	11.1

See footnotes at end of table.

**Table 2. Selected Ratios for the State: 1992 – Con.**

[For meaning of abbreviations and symbols, see introductory text. For explanation of terms and comparability of 1987 and 1992 censuses, see appendix A]

SIC code	Type of operation and kind of business	Sales		Annual payroll		Employees per establishment <sup>1</sup> (number)	Operating expenses as percent of sales	End-of-1992 inventories as percent of sales
		Per establishment (dollars)	Per employee <sup>1</sup> (dollars)	Per employee <sup>1</sup> (dollars)	As percent of operating expenses			
	<b>Wholesale trade – Con.</b>							
<b>51</b>	<b>Nondurable goods – Con.</b>							
517	Petroleum and petroleum products .....	2 802 049	382 379	17 262	41.5	7	10.9	5.6
5171	Petroleum bulk stations and terminals .....	2 645 212	351 428	17 254	41.4	8	11.9	6.3
5172	Petroleum and petroleum products wholesalers, except bulk stations and terminals .....	4 194 760	754 453	17 367	42.7	6	5.4	1.9
518	Beer, wine, and distilled alcoholic beverages .....	4 030 414	290 751	26 873	53.9	14	17.1	7.6
5181	Beer and ale .....	(D)	(D)	(D)	(D)	(D)	(D)	(D)
5182	Wine and distilled alcoholic beverages .....	(D)	(D)	(D)	(D)	(D)	(D)	(D)
519	Miscellaneous nondurable goods .....	2 984 353	416 777	19 980	45.0	7	10.6	9.4
5191	Farm supplies .....	3 374 075	528 430	21 138	42.6	6	9.4	9.7
5192	Books, periodicals, and newspapers .....	1 212 692	167 713	17 064	49.8	7	20.4	5.9
5193	Flowers, nursery stock, and florists' supplies .....	(D)	(D)	(D)	(D)	(D)	(D)	(D)
5194	Tobacco and tobacco products .....	6 280 182	324 329	21 460	53.8	19	12.3	8.8
5198	Paints, varnishes, and supplies .....	(D)	(D)	(D)	(D)	(D)	(D)	(D)
5199	Nondurable goods, n.e.c. ....	(D)	(D)	(D)	(D)	(D)	(D)	(D)
	<b>Merchant wholesalers .....</b>	<b>3 339 061</b>	<b>388 430</b>	<b>22 165</b>	<b>48.6</b>	<b>9</b>	<b>11.7</b>	<b>13.9</b>
<b>50</b>	<b>Durable goods .....</b>	<b>1 968 657</b>	<b>219 692</b>	<b>23 069</b>	<b>53.8</b>	<b>9</b>	<b>19.5</b>	<b>23.0</b>
501	Motor vehicles and motor vehicle parts and supplies .....	1 493 629	160 647	19 612	53.6	9	22.8	17.1
5012	Automobiles and other motor vehicles .....	(D)	(D)	(D)	(D)	(D)	(D)	(D)
5013	Motor vehicle supplies and new parts .....	994 516	118 236	19 120	53.5	8	30.2	21.9
5014	Tires and tubes .....	(D)	(D)	(D)	(D)	(D)	(D)	(D)
5015	Motor vehicle parts, used .....	295 455	68 421	13 684	49.5	4	40.4	13.5
502	Furniture and home furnishings .....	(D)	(D)	(D)	(D)	(D)	(D)	(D)
5021	Furniture .....	(D)	(D)	(D)	(D)	(D)	(D)	(D)
5023	Home furnishings .....	(D)	(D)	(D)	(D)	(D)	(D)	(D)
503	Lumber and other construction materials .....	3 731 554	356 599	28 186	50.1	10	15.8	10.5
5031	Lumber, plywood, millwork, and wood panels .....	6 790 526	367 578	28 262	50.2	18	15.3	11.8
5032	Brick, stone, and related construction materials .....	(D)	(D)	(D)	(D)	(D)	(D)	(D)
5033	Roofing, siding, and insulation materials .....	(D)	(D)	(D)	(D)	(D)	(D)	(D)
5039	Construction materials, n.e.c. ....	(D)	(D)	(D)	(D)	(D)	(D)	(D)
504	Professional and commercial equipment and supplies .....	1 682 989	144 670	23 921	55.9	12	29.6	13.1
5043	Photographic equipment and supplies .....	(D)	(D)	(D)	(D)	(D)	(D)	(D)
5044	Office equipment .....	(D)	(D)	(D)	(D)	(D)	(D)	(D)
5045	Computers and computer peripheral equipment and software .....	1 552 633	143 762	22 654	56.5	11	27.9	9.8
5046	Commercial equipment, n.e.c. ....	1 286 750	155 970	24 530	55.7	8	28.2	16.2
5047	Medical, dental, and hospital equipment and supplies .....	4 355 167	332 879	38 038	48.1	13	23.7	14.0
5048	Ophthalmic goods .....	(D)	(D)	(D)	(D)	(D)	(D)	(D)
5049	Professional equipment and supplies, n.e.c. ....	(D)	(D)	(D)	(D)	(D)	(D)	(D)
505	Metals and minerals, except petroleum .....	3 426 600	329 481	31 346	59.8	10	15.9	14.7
5051	Metals service centers and offices .....	(D)	(D)	(D)	(D)	(D)	(D)	(D)
5052	Coal and other minerals and ores .....	(D)	(D)	(D)	(D)	(D)	(D)	(D)
506	Electrical goods .....	(D)	(D)	(D)	(D)	(D)	(D)	(D)
5063	Electrical apparatus and equipment, wiring supplies, and construction materials .....	4 388 033	355 786	31 419	51.1	12	17.3	13.2
5064	Electrical appliances, television and radio sets .....	1 574 000	253 871	24 129	69.1	6	13.7	12.0
5065	Electronic parts and equipment, n.e.c. ....	(D)	(D)	(D)	(D)	(D)	(D)	(D)
507	Hardware, and plumbing and heating equipment and supplies .....	(D)	(D)	(D)	(D)	(D)	(D)	(D)
5072	Hardware .....	(D)	(D)	(D)	(D)	(D)	(D)	(D)
5074	Plumbing and heating equipment and supplies (hydronics) .....	(D)	(D)	(D)	(D)	(D)	(D)	(D)
5075	Warm air heating and air-conditioning equipment and supplies .....	667 200	185 333	24 528	50.7	4	26.1	15.7
5078	Refrigeration equipment and supplies .....	1 537 000	198 323	41 452	71.2	8	29.3	17.8
508	Machinery, equipment, and supplies .....	2 169 901	252 929	23 168	54.7	9	16.7	34.5
5082	Construction and mining (except petroleum) machinery and equipment .....	5 109 364	295 805	30 763	59.9	17	17.4	29.1
5083	Farm and garden machinery and equipment .....	2 376 557	266 609	21 270	53.3	9	15.0	40.3
5084	Industrial machinery and equipment .....	1 215 356	177 490	24 480	57.8	7	23.9	17.8
5085	Industrial supplies .....	(D)	(D)	(D)	(D)	(D)	(D)	(D)
5087	Service establishment equipment and supplies .....	(D)	(D)	(D)	(D)	(D)	(D)	(D)
5088	Transportation equipment and supplies, except motor vehicles .....	414 750	127 615	19 231	47.9	3	31.5	31.3
509	Miscellaneous durable goods .....	(D)	(D)	(D)	(D)	(D)	(D)	(D)
5091	Sporting and recreational goods and supplies .....	1 601 600	246 400	23 831	47.0	7	20.6	21.5
5092	Toys and hobby goods and supplies .....	499 222	144 935	15 484	44.4	3	24.1	23.7
5093	Scrap and waste materials .....	864 630	112 236	16 798	43.0	8	34.8	14.5
5094	Jewelry, watches, precious stones, and precious metals .....	345 571	120 950	11 950	35.8	3	27.6	13.5
5099	Durable goods, n.e.c. ....	(D)	(D)	(D)	(D)	(D)	(D)	(D)
<b>51</b>	<b>Nondurable goods .....</b>	<b>4 576 980</b>	<b>553 653</b>	<b>21 280</b>	<b>44.1</b>	<b>8</b>	<b>8.7</b>	<b>10.4</b>
511	Paper and paper products .....	(D)	(D)	(D)	(D)	(D)	(D)	(D)
5111	Printing and writing paper .....	2 101 429	272 407	25 296	50.2	8	18.5	7.1
5112	Stationery and office supplies .....	(D)	(D)	(D)	(D)	(D)	(D)	(D)
5113	Industrial and personal service paper .....	(D)	(D)	(D)	(D)	(D)	(D)	(D)
512	Drugs, drug proprietaries, and druggists' sundries .....	(D)	(D)	(D)	(D)	(D)	(D)	(D)
5122	Drugs, drug proprietaries, and druggists' sundries .....	(D)	(D)	(D)	(D)	(D)	(D)	(D)
513	Apparel, piece goods, and notions .....	(D)	(D)	(D)	(D)	(D)	(D)	(D)
5131	Piece goods, notions, and other dry goods .....	(D)	(D)	(D)	(D)	(D)	(D)	(D)
5136	Men's and boys' clothing and furnishings .....	(D)	(D)	(D)	(D)	(D)	(D)	(D)
5137	Women's, children's, and infants' clothing and accessories .....	(D)	(D)	(D)	(D)	(D)	(D)	(D)
5139	Footwear .....	(D)	(D)	(D)	(D)	(D)	(D)	(D)

See footnotes at end of table.

**Table 2. Selected Ratios for the State: 1992 – Con.**

[For meaning of abbreviations and symbols, see introductory text. For explanation of terms and comparability of 1987 and 1992 censuses, see appendix A]

SIC code	Type of operation and kind of business	Sales		Annual payroll		Employees per establishment <sup>1</sup> (number)	Operating expenses as percent of sales	End-of-1992 inventories as percent of sales
		Per establishment (dollars)	Per employee <sup>1</sup> (dollars)	Per employee <sup>1</sup> (dollars)	As percent of operating expenses			
<b>Merchant wholesalers – Con.</b>								
<b>51</b>	<b>Nondurable goods – Con.</b>							
514	Groceries and related products .....	12 685 355	541 318	22 574	49.7	23	8.4	6.8
5141	Groceries, general line .....	75 983 000	790 666	28 255	55.1	96	6.5	7.4
5142	Packaged frozen foods .....	(D)	(D)	(D)	(D)	(D)	(D)	(D)
5143	Dairy products, except dried or canned .....	(D)	(D)	(D)	(D)	(D)	(D)	(D)
5144	Poultry and poultry products .....	(D)	(D)	(D)	(D)	(D)	(D)	(D)
5145	Confectionery .....	(D)	(D)	(D)	(D)	(D)	(D)	(D)
5146	Fish and seafoods .....	(D)	(D)	(D)	(D)	(D)	(D)	(D)
5147	Meats and meat products .....	(D)	(D)	(D)	(D)	(D)	(D)	(D)
5148	Fresh fruits and vegetables .....	3 419 261	215 460	8 745	38.5	16	10.5	3.1
5149	Groceries and related products, n.e.c. ....	(D)	(D)	(D)	(D)	(D)	(D)	(D)
515	Farm-product raw materials .....	5 763 516	1 059 698	22 973	36.8	5	5.9	13.1
5153	Grain and field beans .....	(D)	(D)	(D)	(D)	(D)	(D)	(D)
5154	Livestock .....	(D)	(D)	(D)	(D)	(D)	(D)	(D)
5159	Farm-product raw materials, n.e.c. ....	(D)	(D)	(D)	(D)	(D)	(D)	(D)
516	Chemicals and allied products .....	1 613 806	207 585	26 718	54.8	8	23.5	11.7
5162	Plastics materials and basic forms and shapes .....	827 500	118 214	16 821	39.4	7	36.1	8.5
5169	Chemicals and allied products, n.e.c. ....	1 730 296	219 333	28 019	56.5	8	22.6	11.9
517	Petroleum and petroleum products .....	2 481 936	331 674	16 900	41.8	7	12.2	6.4
5171	Petroleum bulk stations and terminals .....	(D)	(D)	(D)	(D)	(D)	(D)	(D)
5172	Petroleum and petroleum products wholesalers, except bulk stations and terminals .....	(D)	(D)	(D)	(D)	(D)	(D)	(D)
518	Beer, wine, and distilled alcoholic beverages .....	(D)	(D)	(D)	(D)	(D)	(D)	(D)
5181	Beer and ale .....	3 000 619	253 064	26 201	48.4	12	21.4	6.0
5182	Wine and distilled alcoholic beverages .....	(D)	(D)	(D)	(D)	(D)	(D)	(D)
519	Miscellaneous nondurable goods .....	(D)	(D)	(D)	(D)	(D)	(D)	(D)
5191	Farm supplies .....	2 954 446	485 842	20 659	42.9	6	9.9	10.6
5192	Books, periodicals, and newspapers .....	(D)	(D)	(D)	(D)	(D)	(D)	(D)
5193	Flowers, nursery stock, and florists' supplies .....	(D)	(D)	(D)	(D)	(D)	(D)	(D)
5194	Tobacco and tobacco products .....	6 280 182	324 329	21 460	53.8	19	12.3	8.8
5198	Paints, varnishes, and supplies .....	(D)	(D)	(D)	(D)	(D)	(D)	(D)
5199	Nondurable goods, n.e.c. ....	(D)	(D)	(D)	(D)	(D)	(D)	(D)
<b>Manufacturers' sales branches and sales offices .....</b>		<b>4 152 227</b>	<b>441 300</b>	<b>28 936</b>	<b>47.7</b>	<b>9</b>	<b>13.7</b>	<b>7.9</b>
<b>50</b>	<b>Durable goods .....</b>	<b>2 533 123</b>	<b>335 786</b>	<b>36 047</b>	<b>54.0</b>	<b>8</b>	<b>19.9</b>	<b>14.3</b>
501	Motor vehicles and motor vehicle parts and supplies .....	(D)	(D)	(D)	(D)	(D)	(D)	(D)
502	Furniture and homefurnishings .....	(D)	(D)	(D)	(D)	(D)	(D)	(D)
503	Lumber and other construction materials .....	2 438 667	562 769	34 846	33.8	4	18.3	2.9
504	Professional and commercial equipment and supplies .....	(D)	(D)	(D)	(D)	(D)	(D)	(D)
505	Metals and minerals, except petroleum .....	(D)	(D)	(D)	(D)	(D)	(D)	(D)
506	Electrical goods .....	1 632 857	293 077	39 385	62.1	6	21.7	1.9
507	Hardware, and plumbing and heating equipment and supplies .....	(D)	(D)	(D)	(D)	(D)	(D)	(D)
508	Machinery, equipment, and supplies .....	1 848 280	332 424	30 576	52.5	6	17.5	27.5
509	Miscellaneous durable goods .....	(D)	(D)	(D)	(D)	(D)	(D)	(D)
<b>51</b>	<b>Nondurable goods .....</b>	<b>5 382 747</b>	<b>497 175</b>	<b>25 171</b>	<b>43.8</b>	<b>11</b>	<b>11.6</b>	<b>5.6</b>
511	Paper and paper products .....	(D)	(D)	(D)	(D)	(D)	(D)	(D)
512	Drugs, drug proprietaries, and druggists' sundries .....	(D)	(D)	(D)	(D)	(D)	(D)	(D)
513	Apparel, piece goods, and notions .....	(D)	(D)	(D)	(D)	(D)	(D)	(D)
514	Groceries and related products .....	5 748 393	294 789	23 810	46.2	20	17.5	8.2
515	Farm-product raw materials .....	(D)	(D)	(D)	(D)	(D)	(D)	(D)
516	Chemicals and allied products .....	(D)	(D)	(D)	(D)	(D)	(D)	(D)
517	Petroleum and petroleum products .....	(D)	(D)	(D)	(D)	(D)	(D)	(D)
518	Beer, wine, and distilled alcoholic beverages .....	(D)	(D)	(D)	(D)	(D)	(D)	(D)
519	Miscellaneous nondurable goods .....	5 405 571	692 177	23 250	40.0	8	8.4	5.8
<b>Agents, brokers, and commission merchants .....</b>		<b>11 573 375</b>	<b>769 155</b>	<b>10 725</b>	<b>48.0</b>	<b>15</b>	<b>2.9</b>	<b>-</b>
<b>50</b>	<b>Durable goods .....</b>	<b>2 773 211</b>	<b>435 463</b>	<b>14 331</b>	<b>50.4</b>	<b>6</b>	<b>6.5</b>	<b>.1</b>
501	Motor vehicles and motor vehicle parts and supplies .....	(D)	(D)	(D)	(D)	(D)	(D)	(D)
502	Furniture and homefurnishings .....	(D)	(D)	(D)	(D)	(D)	(D)	(D)
503	Lumber and other construction materials .....	(D)	(D)	(D)	(D)	(D)	(D)	(D)
504	Professional and commercial equipment and supplies .....	(D)	(D)	(D)	(D)	(D)	(D)	(D)
505	Metals and minerals, except petroleum .....	(D)	(D)	(D)	(D)	(D)	(D)	(D)
506	Electrical goods .....	(D)	(D)	(D)	(D)	(D)	(D)	(D)
507	Hardware, and plumbing and heating equipment and supplies .....	(D)	(D)	(D)	(D)	(D)	(D)	(D)
508	Machinery, equipment, and supplies .....	1 430 182	449 486	24 543	53.6	3	10.2	-
509	Miscellaneous durable goods .....	(D)	(D)	(D)	(D)	(D)	(D)	(D)
<b>51</b>	<b>Nondurable goods .....</b>	<b>15 289 000</b>	<b>817 108</b>	<b>10 207</b>	<b>47.6</b>	<b>19</b>	<b>2.6</b>	<b>-</b>
511	Paper and paper products .....	(D)	(D)	(D)	(D)	(D)	(D)	(D)
512	Drugs, drug proprietaries, and druggists' sundries .....	(D)	(D)	(D)	(D)	(D)	(D)	(D)
513	Apparel, piece goods, and notions .....	(D)	(D)	(D)	(D)	(D)	(D)	(D)
514	Groceries and related products .....	17 397 067	1 433 824	24 775	48.1	12	3.6	-
515	Farm-product raw materials .....	16 067 792	631 141	5 234	45.9	25	1.8	-
516	Chemicals and allied products .....	(D)	(D)	(D)	(D)	(D)	(D)	(D)
517	Petroleum and petroleum products .....	(D)	(D)	(D)	(D)	(D)	(D)	(D)
518	Beer, wine, and distilled alcoholic beverages .....	(D)	(D)	(D)	(D)	(D)	(D)	(D)
519	Miscellaneous nondurable goods .....	(D)	(D)	(D)	(D)	(D)	(D)	(D)

<sup>1</sup>Based on number of employees for pay period including March 12.

**Table 3. Comparative Statistics for the State: 1992 and 1987**

[For meaning of abbreviations and symbols, see introductory text. For explanation of terms and comparability of 1987 and 1992 censuses, see appendix A]

SIC code	Type of operation and kind of business	Establishments		Sales			Annual payroll			Paid employees for pay period including March 12	
		1992 (number)	1987 (number)	1992 (\$1,000)	1987 (\$1,000)	Percent change 1987 to 1992	1992 (\$1,000)	1987 (\$1,000)	Percent change 1987 to 1992	1992 (number)	1987 (number)
	<b>Wholesale trade -----</b>	<b>2 086</b>	<b>2 049</b>	<b>7 599 616</b>	<b>6 011 005</b>	<b>26.4</b>	<b>406 386</b>	<b>324 728</b>	<b>25.1</b>	<b>18 452</b>	<b>17 525</b>
<b>50</b>	<b>Durable goods -----</b>	<b>973</b>	<b>947</b>	<b>1 962 964</b>	<b>1 564 109</b>	<b>25.5</b>	<b>202 666</b>	<b>163 761</b>	<b>23.8</b>	<b>8 589</b>	<b>8 407</b>
501	Motor vehicles and motor vehicle parts and supplies ---	215	200	353 737	241 945	46.2	39 977	31 046	28.8	2 064	1 839
5012	Automobiles and other motor vehicles -----	40	35	165 141	91 534	80.4	11 392	7 094	60.6	595	454
5013	Motor vehicle supplies and new parts -----	127	131	126 678	114 213	10.9	20 466	18 184	12.5	1 063	1 066
5014	Tires and tubes -----	26	13	55 418	24 441	126.7	6 819	3 740	82.3	311	179
5015	Motor vehicle parts, used -----	22	21	6 500	11 757	-44.7	1 300	2 028	-35.9	95	140
502	Furniture and homefurnishings -----	14	13	(D)	35 319	(D)	(D)	5 808	(D)	CC	283
5021	Furniture -----	8	7	(D)	(D)	(D)	(D)	(D)	(D)	BB	CC
5023	Homefurnishings -----	6	6	(D)	(D)	(D)	(D)	(D)	(D)	BB	CC
503	Lumber and other construction materials -----	62	56	223 599	162 876	37.3	17 423	14 933	16.7	612	700
5031	Lumber, plywood, millwork, and wood panels -----	19	20	129 020	75 479	70.9	9 920	5 100	94.5	351	240
5032	Brick, stone, and related construction materials -----	16	14	38 181	28 934	32.0	2 264	3 090	-26.7	60	105
5033	Roofing, siding, and insulation materials -----	10	5	5 025	(D)	(D)	(D)	536	(D)	BB	29
5039	Construction materials, n.e.c. -----	17	17	(D)	53 438	(D)	(D)	6 207	(D)	CC	326
504	Professional and commercial equipment and supplies ---	103	102	205 660	141 689	45.1	31 807	22 456	41.6	1 190	1 032
5043	Photographic equipment and supplies -----	1	1	(D)	(D)	(D)	(D)	(D)	(D)	AA	AA
5044	Office equipment -----	28	31	26 336	19 437	35.5	6 858	5 032	36.3	282	287
5045	Computers and computer peripheral equipment and software -----	36	31	87 772	57 805	51.8	13 445	8 811	52.6	439	350
5046	Commercial equipment, n.e.c. -----	8	16	10 294	11 237	-8.4	1 619	2 284	-29.1	66	111
5047	Medical, dental, and hospital equipment and supplies -	13	9	(D)	37 958	(D)	(D)	3 255	(D)	CC	114
5048	Ophthalmic goods -----	9	8	4 905	(D)	(D)	1 048	(D)	(D)	64	BB
5049	Professional equipment and supplies, n.e.c. -----	8	6	(D)	(D)	(D)	(D)	(D)	(D)	CC	CC
505	Metals and minerals, except petroleum -----	5	8	17 133	8 690	97.2	1 630	891	82.9	52	40
5051	Metals service centers and offices -----	4	7	(D)	(D)	(D)	(D)	(D)	(D)	BB	BB
5052	Coal and other minerals and ores -----	1	1	(D)	(D)	(D)	(D)	(D)	(D)	AA	AA
506	Electrical goods -----	69	51	175 871	(D)	(D)	16 420	(D)	(D)	563	FF
5063	Electrical apparatus and equipment, wiring supplies, and construction materials -----	37	35	142 134	(D)	(D)	12 685	(D)	(D)	398	FF
5064	Electrical appliances, television and radio sets -----	5	4	7 870	16 284	-51.6	748	1 474	-49.3	31	79
5065	Electronic parts and equipment, n.e.c. -----	27	12	25 867	11 954	116.4	2 987	2 073	44.1	134	120
507	Hardware, and plumbing and heating equipment and supplies -----	51	48	83 200	60 955	36.5	9 876	6 884	43.5	369	345
5072	Hardware -----	18	11	16 448	(D)	(D)	1 956	(D)	(D)	104	BB
5074	Plumbing and heating equipment and supplies (hydronics) -----	19	24	53 932	32 085	68.1	5 752	3 659	57.2	198	177
5075	Warm air heating and air-conditioning equipment and supplies -----	10	9	6 672	16 012	-58.3	883	1 456	-39.4	36	65
5078	Refrigeration equipment and supplies -----	4	4	6 148	(D)	(D)	1 285	(D)	(D)	31	BB
508	Machinery, equipment, and supplies -----	390	431	830 084	(D)	(D)	75 469	(D)	(D)	3 211	HH
5082	Construction and mining (except petroleum) machinery and equipment -----	22	19	112 406	77 332	45.4	11 690	9 573	22.1	380	363
5083	Farm and garden machinery and equipment -----	230	283	544 146	486 522	11.8	43 237	37 207	16.2	2 018	2 144
5084	Industrial machinery and equipment -----	82	78	106 520	(D)	(D)	13 356	(D)	(D)	514	EE
5085	Industrial supplies -----	24	21	39 969	25 020	59.7	3 993	2 262	76.5	144	94
5087	Service establishment equipment and supplies -----	28	28	25 384	(D)	(D)	2 943	(D)	(D)	142	CC
5088	Transportation equipment and supplies, except motor vehicles -----	4	2	1 659	(D)	(D)	250	(D)	(D)	13	BB
509	Miscellaneous durable goods -----	64	38	(D)	(D)	(D)	(D)	(D)	(D)	EE	CC
5091	Sporting and recreational goods and supplies -----	10	6	16 016	7 790	105.6	1 549	873	77.4	65	42
5092	Toys and hobby goods and supplies -----	9	6	4 493	(D)	(D)	480	(D)	(D)	31	BB
5093	Scrap and waste materials -----	27	17	23 345	20 340	14.8	3 494	2 296	52.2	208	132
5094	Jewelry, watches, precious stones, and precious metals -----	7	3	2 419	(D)	(D)	239	(D)	(D)	20	AA
5099	Durable goods, n.e.c. -----	11	6	(D)	(D)	(D)	(D)	(D)	(D)	BB	BB
<b>51</b>	<b>Nondurable goods -----</b>	<b>1 113</b>	<b>1 102</b>	<b>5 636 652</b>	<b>4 446 896</b>	<b>26.8</b>	<b>203 720</b>	<b>160 967</b>	<b>26.6</b>	<b>9 863</b>	<b>9 118</b>
511	Paper and paper products -----	43	28	100 520	(D)	(D)	12 026	(D)	(D)	510	EE
5111	Printing and writing paper -----	7	2	14 710	(D)	(D)	1 366	(D)	(D)	54	BB
5112	Stationery and office supplies -----	25	18	24 683	13 173	87.4	4 295	2 783	54.3	262	155
5113	Industrial and personal service paper -----	11	8	61 127	(D)	(D)	6 365	(D)	(D)	194	CC
512	Drugs, drug proprietaries, and druggists' sundries -----	10	4	(D)	(D)	(D)	(D)	(D)	(D)	BB	BB
5122	Drugs, drug proprietaries, and druggists' sundries -----	10	4	(D)	(D)	(D)	(D)	(D)	(D)	BB	BB
513	Apparel, piece goods, and notions -----	7	2	(D)	(D)	(D)	(D)	(D)	(D)	BB	BB
5131	Piece goods, notions, and other dry goods -----	-	-	-	-	-	-	-	-	-	-
5136	Men's and boys' clothing and furnishings -----	3	-	(D)	-	(X)	(D)	-	(X)	BB	-
5137	Women's, children's, and infants' clothing and accessories -----	3	1	(D)	(D)	(D)	(D)	(D)	(D)	AA	AA
5139	Footwear -----	1	1	(D)	(D)	(D)	(D)	(D)	(D)	AA	AA
514	Groceries and related products -----	119	129	1 385 998	1 025 326	35.2	57 713	44 441	29.9	2 509	2 275
5141	Groceries, general line -----	16	20	925 504	607 754	52.3	30 121	23 360	28.9	1 070	993
5142	Packaged frozen foods -----	4	10	(D)	63 284	(D)	(D)	2 536	(D)	BB	140
5143	Dairy products, except dried or canned -----	25	25	29 270	(D)	(D)	1 104	(D)	(D)	73	CC
5144	Poultry and poultry products -----	1	2	(D)	(D)	(D)	(D)	(D)	(D)	AA	AA
5145	Confectionery -----	9	8	(D)	83 135	(D)	(D)	3 549	(D)	CC	166



**Table 3. Comparative Statistics for the State: 1992 and 1987 — Con.**

[For meaning of abbreviations and symbols, see introductory text. For explanation of terms and comparability of 1987 and 1992 censuses, see appendix A]

SIC code	Type of operation and kind of business	Establishments		Sales			Annual payroll			Paid employees for pay period including March 12	
		1992 (number)	1987 (number)	1992 (\$1,000)	1987 (\$1,000)	Percent change 1987 to 1992	1992 (\$1,000)	1987 (\$1,000)	Percent change 1987 to 1992	1992 (number)	1987 (number)
<b>Wholesale trade — Con.</b>											
<b>51</b>	<b>Nondurable goods — Con.</b>										
514	Groceries and related products — Con.										
5146	Fish and seafoods -----	1	—	(D)	—	(X)	(D)	—	(X)	AA	—
5147	Meats and meat products -----	2	9	(D)	49 235	(D)	(D)	1 927	(D)	BB	86
5148	Fresh fruits and vegetables -----	27	28	88 672	44 635	98.7	3 557	2 693	32.1	386	261
5149	Groceries and related products, n.e.c. -----	34	27	213 930	142 152	50.5	15 410	8 662	77.9	689	473
515	Farm-product raw materials -----	400	456	2 552 709	2 169 624	17.7	50 177	45 700	9.8	2 656	3 033
5153	Grain and field beans -----	363	412	2 098 626	1 658 659	26.5	45 100	41 399	8.9	1 949	2 217
5154	Livestock -----	32	35	(D)	504 776	(D)	(D)	3 583	(D)	FF	772
5159	Farm-product raw materials, n.e.c. -----	5	9	(D)	6 189	(D)	(D)	718	(D)	BB	44
516	Chemicals and allied products -----	40	44	58 798	93 231	-36.9	7 686	6 543	17.5	268	310
5162	Plastics materials and basic forms and shapes -----	4	3	3 310	(D)	(D)	471	(D)	(D)	28	AA
5169	Chemicals and allied products, n.e.c. -----	36	41	55 488	(D)	(D)	7 215	(D)	(D)	240	EE
517	Petroleum and petroleum products -----	247	225	692 106	577 043	19.9	31 245	24 771	26.1	1 810	1 561
5171	Petroleum bulk stations and terminals -----	222	206	587 237	544 581	7.8	28 831	23 165	24.5	1 671	1 474
5172	Petroleum and petroleum products wholesalers, except bulk stations and terminals -----	25	19	104 869	32 462	223.1	2 414	1 606	50.3	139	87
518	Beer, wine, and distilled alcoholic beverages -----	29	27	116 882	119 145	-1.9	10 803	9 277	16.4	402	384
5181	Beer and ale -----	24	22	(D)	(D)	(D)	(D)	(D)	(D)	EE	EE
5182	Wine and distilled alcoholic beverages -----	5	5	(D)	(D)	(D)	(D)	(D)	(D)	CC	CC
519	Miscellaneous nondurable goods -----	218	187	650 589	361 224	80.1	31 189	21 026	48.3	1 561	1 157
5191	Farm supplies -----	161	140	543 226	293 194	85.3	21 730	15 237	42.6	1 028	803
5192	Books, periodicals, and newspapers -----	13	9	15 765	12 533	25.8	1 604	1 354	18.5	94	81
5193	Flowers, nursery stock, and florists' supplies -----	7	3	(D)	(D)	(D)	(D)	(D)	(D)	BB	BB
5194	Tobacco and tobacco products -----	11	9	69 082	38 723	78.4	4 571	2 044	123.6	213	122
5198	Paints, varnishes, and supplies -----	6	10	(D)	8 468	(D)	(D)	1 279	(D)	BB	69
5199	Nondurable goods, n.e.c. -----	20	16	(D)	(D)	(D)	(D)	(D)	(D)	CC	BB
	<b>Merchant wholesalers -----</b>	<b>1 890</b>	<b>1 849</b>	<b>6 310 826</b>	<b>4 825 617</b>	<b>30.8</b>	<b>360 119</b>	<b>286 739</b>	<b>25.6</b>	<b>16 247</b>	<b>15 292</b>
<b>50</b>	<b>Durable goods -----</b>	<b>897</b>	<b>866</b>	<b>1 765 885</b>	<b>1 310 775</b>	<b>34.7</b>	<b>185 432</b>	<b>147 620</b>	<b>25.6</b>	<b>8 038</b>	<b>7 757</b>
501	Motor vehicles and motor vehicle parts and supplies ---	205	196	306 194	220 217	39.0	37 381	30 528	22.4	1 906	1 768
5012	Automobiles and other motor vehicles -----	37	32	(D)	(D)	(D)	(D)	(D)	(D)	FF	EE
5013	Motor vehicle supplies and new parts -----	124	130	123 320	(D)	(D)	19 942	(D)	(D)	1 043	GG
5014	Tires and tubes -----	22	13	(D)	24 441	(D)	(D)	3 740	(D)	EE	179
5015	Motor vehicle parts, used -----	22	21	6 500	11 757	-44.7	1 300	2 028	-35.9	95	140
502	Furniture and home furnishings -----	14	13	(D)	35 319	(D)	(D)	5 808	(D)	CC	283
5021	Furniture -----	8	7	(D)	(D)	(D)	(D)	(D)	(D)	BB	CC
5023	Home furnishings -----	6	6	(D)	(D)	(D)	(D)	(D)	(D)	BB	CC
503	Lumber and other construction materials -----	56	49	208 967	149 289	40.0	16 517	13 993	18.0	586	671
5031	Lumber, plywood, millwork, and wood panels -----	19	20	129 020	75 479	70.9	9 920	5 100	94.5	351	240
5032	Brick, stone, and related construction materials -----	12	9	(D)	18 891	(D)	(D)	2 456	(D)	BB	85
5033	Roofing, siding, and insulation materials -----	9	4	(D)	(D)	(D)	(D)	(D)	(D)	BB	BB
5039	Construction materials, n.e.c. -----	16	16	(D)	(D)	(D)	(D)	(D)	(D)	CC	EE
504	Professional and commercial equipment and supplies ---	90	90	151 469	87 088	73.9	25 045	15 245	64.3	1 047	810
5043	Photographic equipment and supplies -----	1	1	(D)	(D)	(D)	(D)	(D)	(D)	AA	AA
5044	Office equipment -----	25	30	(D)	(D)	(D)	(D)	(D)	(D)	EE	EE
5045	Computers and computer peripheral equipment and software -----	30	25	46 579	(D)	(D)	7 340	(D)	(D)	324	CC
5046	Commercial equipment, n.e.c. -----	8	13	10 294	(D)	(D)	1 619	(D)	(D)	66	BB
5047	Medical, dental, and hospital equipment and supplies -	12	8	52 262	(D)	(D)	5 972	(D)	(D)	157	CC
5048	Ophthalmic goods -----	7	7	(D)	(D)	(D)	(D)	(D)	(D)	BB	BB
5049	Professional equipment and supplies, n.e.c. -----	7	6	(D)	(D)	(D)	(D)	(D)	(D)	CC	CC
505	Metals and minerals, except petroleum -----	5	7	17 133	(D)	(D)	1 630	(D)	(D)	52	AA
5051	Metals service centers and offices -----	4	6	(D)	1 911	(D)	(D)	235	(D)	BB	12
5052	Coal and other minerals and ores -----	1	1	(D)	(D)	(D)	(D)	(D)	(D)	AA	AA
506	Electrical goods -----	60	35	(D)	148 341	(D)	(D)	14 671	(D)	FF	660
5063	Electrical apparatus and equipment, wiring supplies, and construction materials -----	30	21	131 641	(D)	(D)	11 625	(D)	(D)	370	EE
5064	Electrical appliances, television and radio sets -----	5	3	7 870	(D)	(D)	748	(D)	(D)	31	BB
5065	Electronic parts and equipment, n.e.c. -----	25	11	(D)	(D)	(D)	(D)	(D)	(D)	CC	CC
507	Hardware, and plumbing and heating equipment and supplies -----	49	46	(D)	(D)	(D)	(D)	(D)	(D)	EE	EE
5072	Hardware -----	17	10	(D)	8 168	(D)	(D)	1 000	(D)	BB	71
5074	Plumbing and heating equipment and supplies (hydronics) -----	18	23	(D)	(D)	(D)	(D)	(D)	(D)	CC	CC
5075	Warm air heating and air-conditioning equipment and supplies -----	10	9	6 672	16 012	-58.3	883	1 456	-39.4	36	65
5078	Refrigeration equipment and supplies -----	4	4	6 148	(D)	(D)	1 285	(D)	(D)	31	BB
508	Machinery, equipment, and supplies -----	354	393	768 145	573 102	34.0	70 360	56 306	25.0	3 037	2 977
5082	Construction and mining (except petroleum) machinery and equipment -----	22	19	112 406	77 332	45.4	11 690	9 573	22.1	380	363
5083	Farm and garden machinery and equipment -----	221	264	525 219	391 087	34.3	41 901	34 240	22.4	1 970	1 998
5084	Industrial machinery and equipment -----	59	61	71 706	(D)	(D)	9 890	(D)	(D)	404	EE
5085	Industrial supplies -----	22	20	(D)	(D)	(D)	(D)	(D)	(D)	CC	BB
5087	Service establishment equipment and supplies -----	26	27	(D)	(D)	(D)	(D)	(D)	(D)	CC	CC
5088	Transportation equipment and supplies, except motor vehicles -----	4	2	1 659	(D)	(D)	250	(D)	(D)	13	BB
509	Miscellaneous durable goods -----	64	37	(D)	35 044	(D)	(D)	4 059	(D)	EE	237
5091	Sporting and recreational goods and supplies -----	10	5	16 016	(D)	(D)	1 549	(D)	(D)	65	BB
5092	Toys and hobby goods and supplies -----	9	6	4 493	(D)	(D)	480	(D)	(D)	31	BB
5093	Scrap and waste materials -----	27	17	23 345	20 340	14.8	3 494	2 296	52.2	208	132
5094	Jewelry, watches, precious stones, and precious metals -----	7	3	2 419	(D)	(D)	239	(D)	(D)	20	AA
5099	Durable goods, n.e.c. -----	11	6	(D)	(D)	(D)	(D)	(D)	(D)	BB	BB

**WHOLESALE TRADE—GEOGRAPHIC AREA SERIES**

**NORTH DAKOTA ND-15**

**Table 3. Comparative Statistics for the State: 1992 and 1987 — Con.**

[For meaning of abbreviations and symbols, see introductory text. For explanation of terms and comparability of 1987 and 1992 censuses, see appendix A]

SIC code	Type of operation and kind of business	Establishments		Sales			Annual payroll			Paid employees for pay period including March 12	
		1992 (number)	1987 (number)	1992 (\$1,000)	1987 (\$1,000)	Percent change 1987 to 1992	1992 (\$1,000)	1987 (\$1,000)	Percent change 1987 to 1992	1992 (number)	1987 (number)
	<b>Merchant wholesalers — Con.</b>										
<b>51</b>	<b>Nondurable goods</b> -----	<b>993</b>	<b>983</b>	<b>4 544 941</b>	<b>3 514 842</b>	<b>29.3</b>	<b>174 687</b>	<b>139 119</b>	<b>25.6</b>	<b>8 209</b>	<b>7 535</b>
511	Paper and paper products -----	39	23	(D)	(D)	(D)	(D)	(D)	(D)	EE	EE
5111	Printing and writing paper -----	7	1	14 710	(D)	(D)	1 366	(D)	(D)	54	AA
5112	Stationery and office supplies -----	22	14	(D)	(D)	(D)	(D)	(D)	(D)	EE	CC
5113	Industrial and personal service paper -----	10	8	(D)	(D)	(D)	(D)	(D)	(D)	CC	CC
512	Drugs, drug proprietaries, and druggists' sundries -----	6	4	(D)	(D)	(D)	(D)	(D)	(D)	BB	BB
5122	Drugs, drug proprietaries, and druggists' sundries -----	6	4	(D)	(D)	(D)	(D)	(D)	(D)	BB	BB
513	Apparel, piece goods, and notions -----	7	2	(D)	(D)	(D)	(D)	(D)	(D)	BB	BB
5131	Piece goods, notions, and other dry goods -----	—	—	—	—	—	—	—	—	—	—
5136	Men's and boys' clothing and furnishings -----	3	—	(D)	—	(X)	(D)	—	(X)	BB	—
5137	Women's, children's, and infants' clothing and accessories -----	3	1	(D)	(D)	(D)	(D)	(D)	(D)	AA	AA
5139	Footwear -----	1	1	(D)	(D)	(D)	(D)	(D)	(D)	AA	AA
514	Groceries and related products -----	76	82	964 087	704 528	36.8	40 204	31 599	27.2	1 781	1 646
5141	Groceries, general line -----	10	17	759 830	(D)	(D)	27 153	(D)	(D)	961	FF
5142	Packaged frozen foods -----	—	4	—	(D)	(D)	—	(D)	(D)	—	AA
5143	Dairy products, except dried or canned -----	14	13	(D)	17 231	(D)	(D)	718	(D)	BB	106
5144	Poultry and poultry products -----	—	1	—	(D)	(D)	—	(D)	(D)	—	AA
5145	Confectionery -----	6	4	(D)	(D)	(D)	(D)	(D)	(D)	BB	BB
5146	Fish and seafoods -----	1	—	(D)	—	(X)	(D)	—	(X)	AA	—
5147	Meats and meat products -----	1	7	(D)	(D)	(D)	(D)	(D)	(D)	AA	BB
5148	Fresh fruits and vegetables -----	23	21	78 643	36 101	117.8	3 192	2 395	33.3	365	245
5149	Groceries and related products, n.e.c. -----	21	15	(D)	26 569	(D)	(D)	3 329	(D)	EE	201
515	Farm-product raw materials -----	376	431	2 167 082	1 736 614	24.8	46 979	42 430	10.7	2 045	2 385
5153	Grain and field beans -----	360	409	(D)	(D)	(D)	(D)	(D)	(D)	GG	GG
5154	Livestock -----	11	13	(D)	(D)	(D)	(D)	(D)	(D)	BB	CC
5159	Farm-product raw materials, n.e.c. -----	5	9	(D)	6 189	(D)	(D)	718	(D)	BB	44
516	Chemicals and allied products -----	31	33	50 028	(D)	(D)	6 439	(D)	(D)	241	CC
5162	Plastics materials and basic forms and shapes -----	4	3	3 310	(D)	(D)	471	(D)	(D)	28	AA
5169	Chemicals and allied products, n.e.c. -----	27	30	46 718	(D)	(D)	5 968	(D)	(D)	213	CC
517	Petroleum and petroleum products -----	236	214	585 737	524 017	11.8	29 846	23 781	25.5	1 766	1 494
5171	Petroleum bulk stations and terminals -----	215	198	(D)	495 089	(D)	(D)	22 255	(D)	GG	1 413
5172	Petroleum and petroleum products wholesalers, except bulk stations and terminals -----	21	16	(D)	28 928	(D)	(D)	1 526	(D)	CC	81
518	Beer, wine, and distilled alcoholic beverages -----	26	26	(D)	(D)	(D)	(D)	(D)	(D)	EE	EE
5181	Beer and ale -----	21	22	63 013	(D)	(D)	6 524	(D)	(D)	249	EE
5182	Wine and distilled alcoholic beverages -----	5	4	(D)	51 842	(D)	(D)	2 400	(D)	CC	98
519	Miscellaneous nondurable goods -----	196	168	(D)	311 711	(D)	(D)	19 151	(D)	GG	1 038
5191	Farm supplies -----	148	132	437 258	250 581	74.5	18 593	13 949	33.3	900	726
5192	Books, periodicals, and newspapers -----	8	8	(D)	(D)	(D)	(D)	(D)	(D)	BB	BB
5193	Flowers, nursery stock, and florists' supplies -----	7	3	(D)	(D)	(D)	(D)	(D)	(D)	BB	BB
5194	Tobacco and tobacco products -----	11	9	69 082	38 723	78.4	4 571	2 044	123.6	213	122
5198	Paints, varnishes, and supplies -----	2	4	(D)	(D)	(D)	(D)	(D)	(D)	BB	BB
5199	Nondurable goods, n.e.c. -----	20	12	(D)	5 298	(D)	(D)	613	(D)	CC	43
	<b>Manufacturers' sales branches and sales offices</b> -----	<b>132</b>	<b>124</b>	<b>548 094</b>	<b>460 816</b>	<b>18.9</b>	<b>35 939</b>	<b>26 979</b>	<b>33.2</b>	<b>1 242</b>	<b>1 133</b>
<b>50</b>	<b>Durable goods</b> -----	<b>57</b>	<b>63</b>	<b>144 388</b>	<b>214 602</b>	<b>-32.7</b>	<b>15 500</b>	<b>14 487</b>	<b>7.0</b>	<b>430</b>	<b>526</b>
501	Motor vehicles and motor vehicle parts and supplies -----	7	1	(D)	(D)	(D)	(D)	(D)	(D)	BB	AA
502	Furniture and home furnishings -----	—	—	—	—	—	—	—	—	—	—
503	Lumber and other construction materials -----	6	6	14 632	(D)	(D)	906	(D)	(D)	26	BB
504	Professional and commercial equipment and supplies -----	11	12	(D)	54 601	(D)	(D)	7 211	(D)	CC	222
505	Metals and minerals, except petroleum -----	—	1	—	(D)	(D)	—	(D)	(D)	—	BB
506	Electrical goods -----	7	14	11 430	(D)	(D)	1 536	(D)	(D)	39	BB
507	Hardware, and plumbing and heating equipment and supplies -----	1	1	(D)	(D)	(D)	(D)	(D)	(D)	AA	AA
508	Machinery, equipment, and supplies -----	25	28	46 207	97 940	-52.8	4 250	3 425	24.1	139	159
509	Miscellaneous durable goods -----	—	—	—	—	—	—	—	—	—	—
<b>51</b>	<b>Nondurable goods</b> -----	<b>75</b>	<b>61</b>	<b>403 706</b>	<b>246 214</b>	<b>64.0</b>	<b>20 439</b>	<b>12 492</b>	<b>63.6</b>	<b>812</b>	<b>607</b>
511	Paper and paper products -----	4	4	(D)	(D)	(D)	(D)	(D)	(D)	AA	BB
512	Drugs, drug proprietaries, and druggists' sundries -----	2	—	(D)	—	(X)	(D)	—	(X)	AA	—
513	Apparel, piece goods, and notions -----	—	—	—	—	—	—	—	—	—	—
514	Groceries and related products -----	28	26	160 955	96 294	67.1	13 000	8 097	60.6	546	396
515	Farm-product raw materials -----	—	—	—	—	—	—	—	—	—	—
516	Chemicals and allied products -----	8	11	(D)	(D)	(D)	(D)	(D)	(D)	BB	BB
517	Petroleum and petroleum products -----	10	5	(D)	(D)	(D)	(D)	(D)	(D)	BB	AA
518	Beer, wine, and distilled alcoholic beverages -----	2	—	(D)	—	(X)	(D)	—	(X)	AA	—
519	Miscellaneous nondurable goods -----	21	15	113 517	(D)	(D)	3 813	(D)	(D)	164	CC
	<b>Agents, brokers, and commission merchants</b> -----	<b>64</b>	<b>76</b>	<b>740 696</b>	<b>724 572</b>	<b>2.2</b>	<b>10 328</b>	<b>11 010</b>	<b>-6.2</b>	<b>963</b>	<b>1 100</b>
<b>50</b>	<b>Durable goods</b> -----	<b>19</b>	<b>18</b>	<b>52 691</b>	<b>38 732</b>	<b>36.0</b>	<b>1 734</b>	<b>1 654</b>	<b>4.8</b>	<b>121</b>	<b>124</b>
501	Motor vehicles and motor vehicle parts and supplies -----	3	3	(D)	(D)	(D)	(D)	(D)	(D)	BB	BB
502	Furniture and home furnishings -----	—	—	—	—	—	—	—	—	—	—
503	Lumber and other construction materials -----	—	1	—	(D)	(D)	—	(D)	(D)	—	AA
504	Professional and commercial equipment and supplies -----	2	—	(D)	—	(X)	(D)	—	(X)	AA	—
505	Metals and minerals, except petroleum -----	—	—	—	—	—	—	—	—	—	—
506	Electrical goods -----	2	2	(D)	(D)	(D)	(D)	(D)	(D)	AA	AA

**Table 3. Comparative Statistics for the State: 1992 and 1987 — Con.**

[For meaning of abbreviations and symbols, see introductory text. For explanation of terms and comparability of 1987 and 1992 censuses, see appendix A]

SIC code	Type of operation and kind of business	Establishments		Sales			Annual payroll			Paid employees for pay period including March 12	
		1992 (number)	1987 (number)	1992 (\$1,000)	1987 (\$1,000)	Percent change 1987 to 1992	1992 (\$1,000)	1987 (\$1,000)	Percent change 1987 to 1992	1992 (number)	1987 (number)
	<b>Agents, brokers, and commission merchants — Con.</b>										
<b>50</b>	<b>Durable goods — Con.</b>										
507	Hardware, and plumbing and heating equipment and supplies .....	1	1	(D)	(D)	(D)	(D)	(D)	(D)	AA	AA
508	Machinery, equipment, and supplies .....	11	10	15 732	13 758	14.3	859	863	-5	35	43
509	Miscellaneous durable goods .....	-	1	-	(D)	(D)	-	(D)	(D)	-	AA
<b>51</b>	<b>Nondurable goods .....</b>	<b>45</b>	<b>58</b>	<b>688 005</b>	<b>685 840</b>	<b>.3</b>	<b>8 594</b>	<b>9 356</b>	<b>-8.1</b>	<b>842</b>	<b>976</b>
511	Paper and paper products .....	-	1	-	(D)	(D)	-	(D)	(D)	-	AA
512	Drugs, drug proprietaries, and druggists' sundries .....	2	-	(D)	-	(X)	(D)	-	(X)	AA	-
513	Apparel, piece goods, and notions .....	-	-	-	-	-	-	-	-	-	-
514	Groceries and related products .....	15	21	260 956	224 504	16.2	4 509	4 745	-5.0	182	233
515	Farm-product raw materials .....	24	25	385 627	433 010	-10.9	3 198	3 270	-2.2	611	648
516	Chemicals and allied products .....	1	-	(D)	-	(X)	(D)	-	(X)	AA	-
517	Petroleum and petroleum products .....	1	6	(D)	(D)	(D)	(D)	(D)	(D)	AA	BB
518	Beer, wine, and distilled alcoholic beverages .....	1	1	(D)	(D)	(D)	(D)	(D)	(D)	AA	BB
519	Miscellaneous nondurable goods .....	1	4	(D)	(D)	(D)	(D)	(D)	(D)	AA	AA

**Table 4. Summary Statistics for Counties and for Places With 2,500 Inhabitants or More: 1992**

[For meaning of abbreviations and symbols, see introductory text. For explanation of terms and comparability of 1987 and 1992 censuses, see appendix A. For information on geographic areas followed by ▲, see appendix F]

Geographic area	Establishments (number)	Sales (\$1,000)	Annual payroll (\$1,000)	Paid employees for pay period including March 12 (number)	Merchant wholesalers			Other operating types		
					Establishments (number)	Sales (\$1,000)	Annual payroll (\$1,000)	Paid employees for pay period including March 12 (number)	Establishments (number)	Sales (\$1,000)
<b>North Dakota .....</b>	<b>2 086</b>	<b>7 599 616</b>	<b>406 386</b>	<b>18 452</b>	<b>1 890</b>	<b>6 310 826</b>	<b>360 119</b>	<b>16 247</b>	<b>196</b>	<b>1 288 790</b>
Adams County .....	15	64 046	1 699	118	15	64 046	1 699	118	-	-
Barnes County .....	48	145 336	5 260	261	46	(D)	(D)	EE	2	(D)
Valley City .....	26	(D)	(D)	CC	24	(D)	(D)	CC	2	(D)
Balance of county .....	22	(D)	(D)	CC	22	(D)	(D)	CC	-	-
Benson County .....	17	40 403	1 239	52	17	40 403	1 239	52	-	-
Billings County .....	-	-	-	-	-	-	-	-	-	-
Bottineau County .....	24	83 358	2 784	129	24	83 358	2 784	129	-	-
Bottineau .....	5	(D)	(D)	BB	5	(D)	(D)	BB	-	-
Balance of county .....	19	(D)	(D)	BB	19	(D)	(D)	BB	-	-
Bowman County .....	10	32 365	1 480	109	9	(D)	(D)	BB	1	(D)
Burke County .....	10	27 518	1 104	58	10	27 518	1 104	58	-	-
Burleigh County .....	166	569 168	37 011	1 665	142	425 106	32 080	1 434	24	144 062
Bismarck .....	158	561 091	36 227	1 614	134	417 029	31 296	1 383	24	144 062
Balance of county .....	8	8 077	784	51	8	8 077	784	51	-	-
Cass County .....	415	2 455 704	158 599	5 771	352	1 849 924	132 991	4 926	63	605 780
Fargo .....	311	2 000 949	134 342	4 743	261	1 525 764	111 583	4 043	50	475 185
West Fargo .....	49	208 300	14 138	561	38	(D)	(D)	EE	11	(D)
Balance of county .....	55	246 455	10 119	467	53	(D)	(D)	EE	2	(D)
Cavalier County .....	33	116 007	3 253	142	31	(D)	(D)	CC	2	(D)
Dickey County .....	30	70 377	3 644	246	29	(D)	(D)	CC	1	(D)
Divide County .....	6	30 623	677	29	6	30 623	677	29	-	-
Dunn County .....	18	27 712	2 419	134	18	27 712	2 419	134	-	-
Eddy County .....	7	17 994	709	32	7	17 994	709	32	-	-
Emmons County .....	16	41 397	1 314	81	15	(D)	(D)	BB	1	(D)
Foster County .....	30	79 240	2 801	179	28	(D)	(D)	CC	2	(D)
Golden Valley County .....	5	27 826	894	45	5	27 826	894	45	-	-
Grand Forks County .....	155	463 376	31 630	1 453	141	408 161	27 984	1 280	14	55 215
Grand Forks .....	112	279 323	24 964	1 149	98	224 108	21 318	976	14	55 215
Balance of county .....	43	184 053	6 666	304	43	184 053	6 666	304	-	-
Grant County .....	11	17 460	475	35	11	17 460	475	35	-	-
Griggs County .....	19	45 784	2 335	124	18	(D)	(D)	CC	1	(D)
Hettinger County .....	13	32 879	1 057	80	13	32 879	1 057	80	-	-
Kidder County .....	9	8 298	386	28	9	8 298	386	28	-	-
LaMoure County .....	23	76 643	2 540	146	22	(D)	(D)	CC	1	(D)

**Table 4. Summary Statistics for Counties and for Places With 2,500 Inhabitants or More: 1992—Con.**

[For meaning of abbreviations and symbols, see introductory text. For explanation of terms and comparability of 1987 and 1992 censuses, see appendix A. For information on geographic areas followed by ▲, see appendix F]

Geographic area	Estab-lish-ments (number)	Sales (\$1,000)	Annual payroll (\$1,000)	Paid employees for pay period including March 12 (number)	Merchant wholesalers			Other operating types		
					Estab-lish-ments (number)	Sales (\$1,000)	Annual payroll (\$1,000)	Paid employees for pay period including March 12 (number)	Estab-lish-ments (number)	Sales (\$1,000)
<b>North Dakota—Con.</b>										
Logan County .....	10	61 503	1 526	155	8	(D)	(D)	BB	2	(D)
McHenry County .....	18	40 408	1 454	65	17	(D)	(D)	BB	1	(D)
McIntosh County .....	17	27 605	928	106	16	(D)	(D)	BB	1	(D)
McKenzie County .....	17	31 285	1 920	104	15	(D)	(D)	CC	2	(D)
McLean County .....	32	82 399	3 140	188	31	(D)	(D)	CC	1	(D)
Mercer County .....	19	29 608	1 829	110	18	(D)	(D)	CC	1	(D)
Beulah .....	10	(D)	(D)	BB	9	14 465	833	46	1	(D)
Hazen .....	4	7 380	422	26	4	7 380	422	26	—	—
Balance of county .....	5	(D)	(D)	BB	5	(D)	(D)	BB	—	—
Morton County .....	71	170 701	8 578	504	67	103 688	7 316	414	4	67 013
Mandan .....	48	134 226	6 933	361	44	67 213	5 671	271	4	67 013
Balance of county .....	23	36 475	1 645	143	23	36 475	1 645	143	—	—
Mountrail County .....	16	42 801	1 539	73	15	(D)	(D)	BB	1	(D)
Nelson County .....	23	101 949	3 007	177	23	101 949	3 007	177	—	—
Oliver County .....	2	(D)	(D)	AA	2	(D)	(D)	AA	—	—
Pembina County .....	49	141 121	4 964	287	45	(D)	(D)	EE	4	(D)
Pierce County .....	16	47 243	2 011	156	14	(D)	(D)	CC	2	(D)
Rugby .....	8	(D)	(D)	BB	6	(D)	(D)	BB	2	(D)
Balance of county .....	8	(D)	(D)	BB	8	(D)	(D)	BB	—	—
Ramsey County .....	50	155 166	8 323	399	47	150 066	7 745	372	3	5 100
Devils Lake .....	25	95 026	6 374	281	22	89 926	5 796	254	3	5 100
Balance of county .....	25	60 140	1 949	118	25	60 140	1 949	118	—	—
Ransom County .....	14	64 342	3 669	159	11	(D)	(D)	CC	3	(D)
Renville County .....	14	43 954	1 130	60	14	43 954	1 130	60	—	—
Richland County .....	64	170 544	6 514	379	63	(D)	(D)	EE	1	(D)
Wahpeton .....	22	(D)	(D)	CC	21	(D)	(D)	CC	1	(D)
Balance of county .....	42	(D)	(D)	CC	42	(D)	(D)	CC	—	—
Rolette County .....	20	61 953	2 281	121	19	(D)	(D)	CC	1	(D)
Sargent County .....	16	66 276	2 275	105	16	66 276	2 275	105	—	—
Sheridan County .....	6	7 299	560	32	6	7 299	560	32	—	—
Sioux County .....	4	5 498	237	17	4	5 498	237	17	—	—
Slope County .....	1	(D)	(D)	AA	1	(D)	(D)	AA	—	—
Stark County .....	82	226 225	11 410	612	71	126 625	8 939	458	11	99 600
Dickinson .....	58	152 761	8 895	432	50	(D)	(D)	EE	8	(D)
Balance of county .....	24	73 464	2 515	180	21	(D)	(D)	CC	3	(D)
Steele County .....	7	44 421	1 033	36	7	44 421	1 033	36	—	—
Stutsman County .....	57	229 420	9 077	432	49	183 003	7 585	362	8	46 417
Jamestown .....	37	85 746	6 876	314	31	(D)	(D)	EE	6	(D)
Balance of county .....	20	143 674	2 201	118	18	(D)	(D)	CC	2	(D)
Towner County .....	20	40 648	1 396	80	18	(D)	(D)	BB	2	(D)
Traill County .....	45	144 603	5 697	294	44	(D)	(D)	EE	1	(D)
Walsh County .....	63	194 948	9 218	510	58	(D)	(D)	EE	5	(D)
Grafton .....	20	52 553	3 209	192	19	(D)	(D)	CC	1	(D)
Balance of county .....	43	142 395	6 009	318	39	(D)	(D)	EE	4	(D)
Ward County .....	133	586 574	33 699	1 579	124	545 315	32 581	1 441	9	41 259
Minot .....	109	513 237	30 577	1 440	100	471 978	29 459	1 302	9	41 259
Balance of county .....	24	73 337	3 122	139	24	73 337	3 122	139	—	—
Wells County .....	24	59 520	2 153	145	23	(D)	(D)	CC	1	(D)
Williams County .....	96	242 090	13 124	626	76	151 188	11 416	528	20	90 902
Williston .....	70	158 038	10 012	442	53	(D)	(D)	EE	17	(D)
Balance of county .....	26	84 052	3 112	184	23	(D)	(D)	CC	3	(D)

**Table 5. Summary Statistics for Places With 200 Establishments or More: 1992**

[For meaning of abbreviations and symbols, see introductory text. For explanation of terms and comparability of 1987 and 1992 censuses, see appendix A. For information on geographic areas followed by ▲, see appendix F]

SIC code	Geographic area and kind of business	Estab-lish-ments (number)	Sales (\$1,000)	Annual payroll (\$1,000)	Paid employees for pay period including March 12 (number)	Merchant wholesalers				Other operating types	
						Estab-lish-ments (number)	Sales (\$1,000)	Annual payroll (\$1,000)	Paid employees for pay period including March 12 (number)	Estab-lish-ments (number)	Sales (\$1,000)
<b>FARGO</b>											
	Wholesale trade -----	311	2 000 949	134 342	4 743	261	1 525 764	111 583	4 043	50	475 185
50	Durable goods -----	219	717 517	81 814	2 834	196	632 191	72 190	2 604	23	85 326
501	Motor vehicles and motor vehicle parts and supplies -----	36	130 842	16 504	648	34	(D)	(D)	FF	2	(D)
502	Furniture and homefurnishings -----	8	(D)	(D)	BB	8	(D)	(D)	BB	-	-
503	Lumber and other construction materials -----	25	142 055	10 548	375	23	(D)	(D)	EE	2	(D)
504	Professional and commercial equipment and supplies -----	49	153 655	22 192	697	42	102 740	15 992	579	7	50 915
505	Metals and minerals, except petroleum -----	2	(D)	(D)	BB	2	(D)	(D)	BB	-	-
506	Electrical goods -----	24	102 484	9 421	287	18	91 852	7 976	250	6	10 632
507	Hardware, and plumbing and heating equipment and supplies -----	17	39 231	4 662	149	15	(D)	(D)	CC	2	(D)
508	Machinery, equipment, and supplies -----	46	110 178	13 484	479	42	(D)	(D)	EE	4	(D)
509	Miscellaneous durable goods -----	12	13 731	2 306	93	12	13 731	2 306	93	-	-
51	Nondurable goods -----	92	1 283 432	52 528	1 909	65	893 573	39 393	1 439	27	389 859
511	Paper and paper products -----	15	73 953	7 229	249	12	(D)	(D)	CC	3	(D)
512	Drugs, drug proprietaries, and druggists' sundries -----	6	(D)	(D)	BB	3	(D)	(D)	AA	3	21 789
513	Apparel, piece goods, and notions -----	-	-	-	-	-	-	-	-	-	-
514	Groceries and related products -----	26	(D)	(D)	GG	11	(D)	(D)	FF	15	(D)
515	Farm-product raw materials -----	3	28 424	1 333	31	3	28 424	1 333	31	-	-
516	Chemicals and allied products -----	9	(D)	(D)	BB	8	(D)	(D)	BB	1	(D)
517	Petroleum and petroleum products -----	7	88 070	1 453	56	7	88 070	1 453	56	-	-
518	Beer, wine, and distilled alcoholic beverages -----	5	(D)	(D)	CC	5	(D)	(D)	CC	-	-
519	Miscellaneous nondurable goods -----	21	195 571	4 611	230	16	123 650	3 037	172	5	71 921

**Table 6. Summary Statistics for Counties With 200 Establishments or More: 1992**

[For meaning of abbreviations and symbols, see introductory text. For explanation of terms and comparability of 1987 and 1992 censuses, see appendix A. For information on geographic areas followed by ▲, see appendix F]

SIC code	Geographic area and kind of business	Estab-lish-ments (number)	Sales (\$1,000)	Annual payroll (\$1,000)	Paid employees for pay period including March 12 (number)	Merchant wholesalers				Other operating types	
						Estab-lish-ments (number)	Sales (\$1,000)	Annual payroll (\$1,000)	Paid employees for pay period including March 12 (number)	Estab-lish-ments (number)	Sales (\$1,000)
<b>CASS COUNTY</b>											
	Wholesale trade -----	415	2 455 704	158 599	5 771	352	1 849 924	132 991	4 926	63	605 780
50	Durable goods -----	272	835 912	93 167	3 332	245	(D)	(D)	HH	27	(D)
501	Motor vehicles and motor vehicle parts and supplies -----	47	(D)	(D)	FF	44	(D)	(D)	FF	3	(D)
502	Furniture and homefurnishings -----	8	(D)	(D)	BB	8	(D)	(D)	BB	-	-
503	Lumber and other construction materials -----	27	(D)	(D)	EE	25	(D)	(D)	EE	2	(D)
504	Professional and commercial equipment and supplies -----	53	(D)	(D)	FF	46	(D)	(D)	FF	7	50 915
505	Metals and minerals, except petroleum -----	2	(D)	(D)	BB	2	(D)	(D)	BB	-	-
506	Electrical goods -----	29	105 377	10 071	316	22	(D)	(D)	EE	7	(D)
507	Hardware, and plumbing and heating equipment and supplies -----	18	(D)	(D)	CC	16	(D)	(D)	CC	2	(D)
508	Machinery, equipment, and supplies -----	72	171 386	18 776	682	66	151 686	17 259	630	6	19 700
509	Miscellaneous durable goods -----	16	15 396	2 516	101	16	15 396	2 516	101	-	-
51	Nondurable goods -----	143	1 619 792	65 432	2 439	107	(D)	(D)	GG	36	(D)
511	Paper and paper products -----	16	(D)	(D)	EE	13	(D)	(D)	EE	3	(D)
512	Drugs, drug proprietaries, and druggists' sundries -----	6	(D)	(D)	BB	3	(D)	(D)	AA	3	21 789
513	Apparel, piece goods, and notions -----	-	-	-	-	-	-	-	-	-	-
514	Groceries and related products -----	29	839 470	31 912	1 131	12	(D)	(D)	FF	17	(D)
515	Farm-product raw materials -----	28	287 946	7 233	269	25	(D)	(D)	EE	3	(D)
516	Chemicals and allied products -----	9	(D)	(D)	BB	8	(D)	(D)	BB	1	(D)
517	Petroleum and petroleum products -----	21	114 758	3 617	164	19	(D)	(D)	CC	2	(D)
518	Beer, wine, and distilled alcoholic beverages -----	5	(D)	(D)	CC	5	(D)	(D)	CC	-	-
519	Miscellaneous nondurable goods -----	29	227 542	8 424	365	22	(D)	(D)	EE	7	(D)

**Table 7. Summary Statistics for Metropolitan Areas: 1992**

[For meaning of abbreviations and symbols, see introductory text. For explanation of terms and comparability of 1987 and 1992 censuses, see appendix A. For definitions of CMSA's, MSA's, and PMSA's, see appendix D]

SIC code	Geographic area and kind of business	Estab-lish-ments (number)	Sales (\$1,000)	Annual payroll (\$1,000)	Paid employees for pay period including March 12 (number)	Merchant wholesalers			Other operating types		
						Estab-lish-ments (number)	Sales (\$1,000)	Annual payroll (\$1,000)	Paid employees for pay period including March 12 (number)	Estab-lish-ments (number)	Sales (\$1,000)
<b>BISMARCK, ND MSA</b>											
	<b>Wholesale trade</b> .....	<b>237</b>	<b>739 869</b>	<b>45 589</b>	<b>2 169</b>	<b>209</b>	<b>528 794</b>	<b>39 396</b>	<b>1 848</b>	<b>28</b>	<b>211 075</b>
<b>50</b>	<b>Durable goods</b> .....	<b>156</b>	<b>230 696</b>	<b>25 585</b>	<b>1 210</b>	<b>141</b>	<b>199 944</b>	<b>23 554</b>	<b>1 137</b>	<b>15</b>	<b>30 752</b>
501	Motor vehicles and motor vehicle parts and supplies .....	31	40 716	5 215	279	30	(D)	(D)	EE	1	(D)
502	Furniture and homefurnishings .....	1	(D)	(D)	AA	1	(D)	(D)	AA	1	(D)
503	Lumber and other construction materials .....	15	24 902	1 720	79	12	(D)	(D)	BB	3	(D)
504	Professional and commercial equipment and supplies .....	20	21 908	3 898	229	17	(D)	(D)	CC	3	(D)
505	Metals and minerals, except petroleum .....	12	23 443	2 313	86	11	(D)	(D)	BB	1	(D)
506	Electrical goods .....	12	23 443	2 313	86	11	(D)	(D)	BB	1	(D)
507	Hardware, and plumbing and heating equipment and supplies .....	13	21 762	2 635	100	13	21 762	2 635	100	—	—
508	Machinery, equipment, and supplies .....	51	88 125	8 584	367	44	70 807	7 633	331	7	17 318
509	Miscellaneous durable goods .....	13	(D)	(D)	BB	13	(D)	(D)	BB	—	—
<b>51</b>	<b>Nondurable goods</b> .....	<b>81</b>	<b>509 173</b>	<b>20 004</b>	<b>959</b>	<b>68</b>	<b>328 850</b>	<b>15 842</b>	<b>711</b>	<b>13</b>	<b>180 323</b>
511	Paper and paper products .....	6	5 842	791	41	5	(D)	(D)	BB	1	(D)
512	Drugs, drug proprietaries, and druggists' sundries .....	3	(D)	(D)	AA	2	(D)	(D)	AA	1	(D)
513	Apparel, piece goods, and notions .....	2	(D)	(D)	AA	2	(D)	(D)	AA	—	—
514	Groceries and related products .....	14	281 363	10 101	392	9	204 453	7 367	262	5	76 910
515	Farm-product raw materials .....	13	134 671	1 922	157	11	(D)	(D)	BB	2	(D)
516	Chemicals and allied products .....	4	4 219	690	33	4	4 219	690	33	—	—
517	Petroleum and petroleum products .....	17	33 802	1 704	107	15	(D)	(D)	BB	2	(D)
518	Beer, wine, and distilled alcoholic beverages .....	4	(D)	(D)	BB	3	18 198	1 951	(D)	1	(D)
519	Miscellaneous nondurable goods .....	18	(D)	(D)	CC	17	(D)	(D)	CC	1	(D)
<b>FARGO—MOORHEAD, ND—MN MSA</b>											
	<b>Wholesale trade</b> .....	<b>500</b>	<b>2 764 598</b>	<b>171 547</b>	<b>6 374</b>	<b>429</b>	<b>2 058 862</b>	<b>144 083</b>	<b>5 457</b>	<b>71</b>	<b>705 736</b>
<b>50</b>	<b>Durable goods</b> .....	<b>306</b>	<b>893 637</b>	<b>97 873</b>	<b>3 569</b>	<b>277</b>	<b>761 972</b>	<b>86 660</b>	<b>3 248</b>	<b>29</b>	<b>131 665</b>
501	Motor vehicles and motor vehicle parts and supplies .....	53	180 238	20 693	885	50	(D)	(D)	FF	3	(D)
5012	Automobiles and other motor vehicles .....	13	(D)	(D)	EE	12	(D)	(D)	CC	1	(D)
5013	Motor vehicle supplies and new parts .....	32	59 385	10 421	440	31	(D)	(D)	EE	1	(D)
5014	Tires and tubes .....	6	(D)	(D)	CC	5	22 729	3 194	(D)	1	(D)
5015	Motor vehicle parts, used .....	2	(D)	(D)	AA	2	(D)	(D)	AA	—	—
502	Furniture and homefurnishings .....	11	14 006	1 674	81	10	(D)	(D)	BB	1	(D)
5021	Furniture .....	7	8 072	1 323	57	6	(D)	(D)	BB	1	(D)
5023	Homefurnishings .....	4	5 934	351	24	4	5 934	351	24	—	—
503	Lumber and other construction materials .....	30	147 009	11 103	405	28	(D)	(D)	EE	2	(D)
5031	Lumber, plywood, millwork, and wood panels .....	11	110 241	7 838	251	11	110 241	7 838	251	—	—
5032	Brick, stone, and related construction materials .....	5	6 681	456	27	3	(D)	(D)	AA	2	(D)
5033	Roofing, siding, and insulation materials .....	6	14 607	851	49	6	14 607	851	49	—	—
5039	Construction materials, n.e.c. .....	8	15 480	1 958	78	8	15 480	1 958	78	—	—
504	Professional and commercial equipment and supplies .....	55	161 641	23 878	750	48	110 726	17 678	632	7	50 915
5043	Photographic equipment and supplies .....	—	—	—	—	—	—	—	—	—	—
5044	Office equipment .....	12	12 227	3 470	118	10	(D)	(D)	CC	2	(D)
5045	Computers and computer peripheral equipment and software .....	19	68 841	10 547	300	15	(D)	(D)	CC	4	(D)
5046	Commercial equipment, n.e.c. .....	4	5 270	1 139	46	4	5 270	1 139	46	—	—
5047	Medical, dental, and hospital equipment and supplies .....	12	61 908	6 114	160	11	(D)	(D)	CC	1	(D)
5048	Ophthalmic goods .....	4	1 948	429	26	4	1 948	429	26	—	—
5049	Professional equipment and supplies, n.e.c. .....	4	11 447	2 179	100	4	11 447	2 179	100	—	—
505	Metals and minerals, except petroleum .....	3	(D)	(D)	BB	3	(D)	(D)	BB	—	—
5051	Metals service centers and offices .....	3	(D)	(D)	BB	3	(D)	(D)	BB	—	—
5052	Coal and other minerals and ores .....	—	—	—	—	—	—	—	—	—	—
506	Electrical goods .....	34	120 363	10 611	337	26	104 511	9 048	297	8	15 852
5063	Electrical apparatus and equipment, wiring supplies, and construction materials .....	20	104 747	8 206	255	13	(D)	(D)	CC	7	(D)
5064	Electrical appliances, television and radio sets .....	2	(D)	(D)	BB	2	(D)	(D)	BB	—	—
5065	Electronic parts and equipment, n.e.c. .....	12	(D)	(D)	BB	11	(D)	(D)	BB	1	(D)
507	Hardware, and plumbing and heating equipment and supplies .....	19	(D)	(D)	CC	17	(D)	(D)	CC	2	(D)
5072	Hardware .....	6	5 238	686	40	5	(D)	(D)	BB	1	(D)
5074	Plumbing and heating equipment and supplies (hydronics) .....	7	25 507	2 463	82	6	(D)	(D)	BB	1	(D)
5075	Warm air heating and air-conditioning equipment and supplies .....	4	3 793	538	16	4	3 793	538	16	—	—
5078	Refrigeration equipment and supplies .....	2	(D)	(D)	BB	2	(D)	(D)	BB	—	—
508	Machinery, equipment, and supplies .....	81	198 825	20 810	775	75	179 125	19 293	723	6	19 700
5082	Construction and mining (except petroleum) machinery and equipment .....	8	44 179	5 214	168	8	44 179	5 214	168	—	—
5083	Farm and garden machinery and equipment .....	35	94 049	7 665	325	32	(D)	(D)	EE	3	(D)
5084	Industrial machinery and equipment .....	18	(D)	(D)	CC	16	(D)	(D)	CC	2	(D)
5085	Industrial supplies .....	8	17 734	1 614	53	8	17 734	1 614	53	—	—
5087	Service establishment equipment and supplies .....	11	(D)	(D)	BB	10	(D)	(D)	BB	1	(D)
5088	Transportation equipment and supplies, except motor vehicles .....	1	(D)	(D)	AA	1	(D)	(D)	AA	—	—

**ND—20 NORTH DAKOTA**

**WHOLESALE TRADE—GEOGRAPHIC AREA SERIES**

**Table 7. Summary Statistics for Metropolitan Areas: 1992 – Con.**

[For meaning of abbreviations and symbols, see introductory text. For explanation of terms and comparability of 1987 and 1992 censuses, see appendix A. For definitions of CMSA's, MSA's, and PMSA's, see appendix D]

SIC code	Geographic area and kind of business	Estab-lish-ments (number)	Sales (\$1,000)	Annual payroll (\$1,000)	Paid employees for pay period including March 12 (number)	Merchant wholesalers				Other operating types	
						Estab-lish-ments (number)	Sales (\$1,000)	Annual payroll (\$1,000)	Paid employees for pay period including March 12 (number)	Estab-lish-ments (number)	Sales (\$1,000)
<b>FARGO–MOORHEAD, ND–MN MSA— Con.</b>											
<b>50</b>	<b>Durable goods —Con.</b>										
509	Miscellaneous durable goods -----	20	(D)	(D)	CC	20	(D)	(D)	CC	—	—
5091	Sporting and recreational goods and supplies ----	5	5 386	782	22	5	5 386	782	22	—	—
5092	Toys and hobby goods and supplies -----	4	(D)	(D)	AA	4	(D)	(D)	AA	—	—
5093	Scrap and waste materials -----	6	5 120	1 564	74	6	5 120	1 564	74	—	—
5094	Jewelry, watches, precious stones, and precious metals-----	2	(D)	(D)	AA	2	(D)	(D)	AA	—	—
5099	Durable goods, n.e.c. -----	3	(D)	(D)	AA	3	(D)	(D)	AA	—	—
<b>51</b>	<b>Nondurable goods -----</b>	<b>194</b>	<b>1 870 961</b>	<b>73 674</b>	<b>2 805</b>	<b>152</b>	<b>1 296 890</b>	<b>57 423</b>	<b>2 209</b>	<b>42</b>	<b>574 071</b>
511	Paper and paper products -----	18	78 933	8 528	303	15	(D)	(D)	EE	3	(D)
5111	Printing and writing paper -----	4	11 454	980	34	4	11 454	980	34	—	—
5112	Stationery and office supplies -----	9	10 252	1 786	104	7	(D)	(D)	BB	2	(D)
5113	Industrial and personal service paper -----	5	57 227	5 762	165	4	(D)	(D)	CC	1	(D)
512	Drugs, drug proprietaries, and druggists' sundries ---	7	25 251	1 242	46	4	3 462	456	18	3	21 789
5122	Drugs, drug proprietaries, and druggists' sundries -	7	25 251	1 242	46	4	3 462	456	18	3	21 789
513	Apparel, piece goods, and notions -----	—	—	—	—	—	—	—	—	—	—
5131	Piece goods, notions, and other dry goods -----	—	—	—	—	—	—	—	—	—	—
5136	Men's and boys' clothing and furnishings -----	—	—	—	—	—	—	—	—	—	—
5137	Women's, children's, and infants' clothing and accessories -----	—	—	—	—	—	—	—	—	—	—
5139	Footwear -----	—	—	—	—	—	—	—	—	—	—
514	Groceries and related products -----	33	861 673	33 457	1 199	13	543 524	21 618	763	20	318 149
5141	Groceries, general line -----	10	654 385	19 837	696	4	488 711	16 869	587	6	165 674
5142	Packaged frozen foods -----	3	26 369	419	15	—	—	—	—	3	26 369
5143	Dairy products, except dried or canned -----	—	—	—	—	—	—	—	—	—	—
5144	Poultry and poultry products -----	1	(D)	(D)	AA	—	—	—	(D)	1	(D)
5145	Confectionery -----	5	65 310	5 360	198	2	(D)	(D)	AA	3	(D)
5146	Fish and seafoods -----	—	—	—	—	—	—	—	—	—	—
5147	Meats and meat products -----	1	(D)	(D)	BB	—	—	—	(D)	1	(D)
5148	Fresh fruits and vegetables -----	4	(D)	(D)	AA	2	(D)	(D)	AA	2	(D)
5149	Groceries and related products, n.e.c. -----	9	(D)	(D)	CC	5	(D)	(D)	CC	4	35 536
515	Farm-product raw materials -----	45	356 784	8 815	339	42	(D)	(D)	EE	3	(D)
5153	Grain and field beans -----	40	291 223	7 501	292	40	291 223	7 501	292	—	—
5154	Livestock -----	4	(D)	(D)	BB	1	(D)	(D)	AA	3	(D)
5159	Farm-product raw materials, n.e.c. -----	1	(D)	(D)	BB	1	(D)	(D)	BB	—	—
516	Chemicals and allied products -----	10	11 129	1 264	56	9	(D)	(D)	BB	1	(D)
5162	Plastics materials and basic forms and shapes ---	2	(D)	(D)	BB	2	(D)	(D)	BB	—	—
5169	Chemicals and allied products, n.e.c. -----	8	(D)	(D)	BB	7	(D)	(D)	BB	1	(D)
517	Petroleum and petroleum products -----	28	208 982	4 939	231	25	(D)	(D)	CC	3	(D)
5171	Petroleum bulk stations and terminals -----	24	139 691	4 215	214	22	(D)	(D)	CC	2	(D)
5172	Petroleum and petroleum products wholesalers, except bulk stations and terminals -----	4	69 291	724	17	3	(D)	(D)	AA	1	(D)
518	Beer, wine, and distilled alcoholic beverages -----	7	44 062	4 755	164	7	44 062	4 755	164	—	—
5181	Beer and ale -----	4	(D)	(D)	BB	4	(D)	(D)	BB	—	—
5182	Wine and distilled alcoholic beverages -----	3	(D)	(D)	BB	3	(D)	(D)	BB	—	—
519	Miscellaneous nondurable goods -----	46	284 147	10 674	467	37	200 812	8 423	383	9	83 335
5191	Farm supplies -----	25	249 454	7 592	272	21	174 672	5 929	220	4	74 782
5192	Books, periodicals, and newspapers -----	5	6 211	463	26	3	(D)	(D)	AA	2	(D)
5193	Flowers, nursery stock, and florists' supplies ----	4	3 543	590	60	4	3 543	590	60	—	—
5194	Tobacco and tobacco products -----	2	(D)	(D)	BB	2	(D)	(D)	BB	—	—
5198	Paints, varnishes, and supplies -----	3	5 809	711	34	1	(D)	(D)	BB	2	(D)
5199	Nondurable goods, n.e.c. -----	7	(D)	(D)	BB	6	(D)	(D)	BB	1	(D)
<b>GRAND FORKS, ND–MN MSA</b>											
	<b>Wholesale trade -----</b>	<b>246</b>	<b>731 137</b>	<b>46 309</b>	<b>2 143</b>	<b>228</b>	<b>633 124</b>	<b>41 726</b>	<b>1 940</b>	<b>18</b>	<b>98 013</b>
<b>50</b>	<b>Durable goods -----</b>	<b>99</b>	<b>178 914</b>	<b>20 694</b>	<b>897</b>	<b>95</b>	<b>173 692</b>	<b>20 166</b>	<b>878</b>	<b>4</b>	<b>5 222</b>
501	Motor vehicles and motor vehicle parts and supplies -----	22	23 481	3 124	172	22	23 481	3 124	172	—	—
502	Furniture and homefurnishings -----	3	6 958	1 516	73	3	6 958	1 516	73	—	—
503	Lumber and other construction materials -----	4	4 523	314	11	4	4 523	314	11	—	—
504	Professional and commercial equipment and supplies -----	10	11 002	1 715	80	10	11 002	1 715	80	—	—
505	Metals and minerals, except petroleum -----	2	(D)	(D)	AA	2	(D)	(D)	AA	—	—
506	Electrical goods -----	10	20 801	2 402	77	10	20 801	2 402	77	—	—
507	Hardware, and plumbing and heating equipment and supplies -----	2	(D)	(D)	BB	2	(D)	(D)	BB	—	—
508	Machinery, equipment, and supplies -----	37	101 785	10 209	415	33	96 563	9 681	396	4	5 222
509	Miscellaneous durable goods -----	9	4 258	697	45	9	4 258	697	45	—	—
<b>51</b>	<b>Nondurable goods -----</b>	<b>147</b>	<b>552 223</b>	<b>25 615</b>	<b>1 246</b>	<b>133</b>	<b>459 432</b>	<b>21 560</b>	<b>1 062</b>	<b>14</b>	<b>92 791</b>
511	Paper and paper products -----	6	7 118	714	31	6	7 118	714	31	—	—
512	Drugs, drug proprietaries, and druggists' sundries ---	—	—	—	—	—	—	—	—	—	—
513	Apparel, piece goods, and notions -----	2	(D)	(D)	AA	2	(D)	(D)	AA	—	—
514	Groceries and related products -----	21	109 998	8 354	445	16	77 050	5 556	301	5	32 948
515	Farm-product raw materials -----	38	191 572	4 327	203	37	(D)	(D)	CC	1	(D)
516	Chemicals and allied products -----	1	(D)	(D)	AA	1	(D)	(D)	AA	—	—

**Table 7. Summary Statistics for Metropolitan Areas: 1992 – Con.**

[For meaning of abbreviations and symbols, see introductory text. For explanation of terms and comparability of 1987 and 1992 censuses, see appendix A. For definitions of CMSA's, MSA's, and PMSA's, see appendix D]

SIC code	Geographic area and kind of business	Estab-lish-ments (number)	Sales (\$1,000)	Annual payroll (\$1,000)	Paid employees for pay period including March 12 (number)	Merchant wholesalers			Other operating types		
						Estab-lish-ments (number)	Sales (\$1,000)	Annual payroll (\$1,000)	Paid employees for pay period including March 12 (number)	Estab-lish-ments (number)	Sales (\$1,000)
<b>GRAND FORKS, ND–MN MSA – Con.</b>											
<b>51</b>	<b>Nondurable goods – Con.</b>										
517	Petroleum and petroleum products .....	29	92 250	3 485	194	25	(D)	(D)	CC	4	(D)
518	Beer, wine, and distilled alcoholic beverages .....	8	23 219	2 392	88	7	(D)	(D)	BB	1	(D)
519	Miscellaneous nondurable goods .....	42	125 379	5 781	256	39	(D)	(D)	CC	3	(D)

**Table 8. Summary Statistics for the Area Outside Metropolitan Areas: 1992**

[For meaning of abbreviations and symbols, see introductory text. For explanation of terms and comparability of 1987 and 1992 censuses, see appendix A. For definitions of CMSA's, MSA's, and PMSA's, see appendix D]

SIC code	Kind of business	Estab-lish-ments (number)	Sales (\$1,000)	Annual payroll (\$1,000)	Paid employees for pay period including March 12 (number)	Merchant wholesalers			Other operating types		
						Estab-lish-ments (number)	Sales (\$1,000)	Annual payroll (\$1,000)	Paid employees for pay period including March 12 (number)	Estab-lish-ments (number)	Sales (\$1,000)
	<b>Wholesale trade .....</b>	<b>1 279</b>	<b>3 940 667</b>	<b>170 568</b>	<b>9 059</b>	<b>1 188</b>	<b>3 523 947</b>	<b>159 748</b>	<b>8 193</b>	<b>91</b>	<b>416 720</b>
<b>50</b>	<b>Durable goods .....</b>	<b>472</b>	<b>747 863</b>	<b>66 715</b>	<b>3 321</b>	<b>442</b>	<b>(D)</b>	<b>(D)</b>	<b>HH</b>	<b>30</b>	<b>(D)</b>
501	Motor vehicles and motor vehicle parts and supplies .....	121	(D)	(D)	FF	115	(D)	(D)	FF	6	(D)
5012	Automobiles and other motor vehicles .....	18	50 111	2 629	196	16	(D)	(D)	CC	2	(D)
5013	Motor vehicle supplies and new parts .....	77	(D)	(D)	EE	76	(D)	(D)	EE	1	(D)
5014	Tires and tubes .....	13	(D)	(D)	CC	10	(D)	(D)	BB	3	(D)
5015	Motor vehicle parts, used .....	13	(D)	(D)	BB	13	(D)	(D)	BB	–	–
502	Furniture and homefurnishings .....	2	(D)	(D)	BB	2	(D)	(D)	BB	–	–
5021	Furniture .....	1	(D)	(D)	AA	1	(D)	(D)	AA	–	–
5023	Homefurnishings .....	1	(D)	(D)	AA	1	(D)	(D)	AA	–	–
503	Lumber and other construction materials .....	16	(D)	(D)	CC	15	(D)	(D)	CC	1	(D)
5031	Lumber, plywood, millwork, and wood panels .....	2	(D)	(D)	BB	2	(D)	(D)	BB	–	–
5032	Brick, stone, and related construction materials .....	8	(D)	(D)	BB	8	(D)	(D)	BB	–	–
5033	Roofing, siding, and insulation materials .....	1	(D)	(D)	AA	1	(D)	(D)	AA	–	–
5039	Construction materials, n.e.c. .....	5	(D)	(D)	BB	4	15 142	1 624	36	1	(D)
504	Professional and commercial equipment and supplies .....	22	13 506	2 615	142	19	(D)	(D)	CC	3	(D)
5043	Photographic equipment and supplies .....	–	–	–	–	–	–	–	–	–	–
5044	Office equipment .....	7	(D)	(D)	BB	7	(D)	(D)	BB	–	–
5045	Computers and computer peripheral equipment and software .....	10	(D)	(D)	BB	8	6 027	954	57	2	(D)
5046	Commercial equipment, n.e.c. .....	1	(D)	(D)	AA	1	(D)	(D)	AA	–	–
5047	Medical, dental, and hospital equipment and supplies .....	1	(D)	(D)	AA	1	(D)	(D)	AA	–	–
5048	Ophthalmic goods .....	3	(D)	(D)	BB	2	(D)	(D)	AA	1	(D)
5049	Professional equipment and supplies, n.e.c. .....	–	–	–	–	–	–	–	–	–	–
505	Metals and minerals, except petroleum .....	3	(D)	(D)	AA	3	(D)	(D)	AA	–	–
5051	Metals service centers and offices .....	2	(D)	(D)	AA	2	(D)	(D)	AA	–	–
5052	Coal and other minerals and ores .....	1	(D)	(D)	AA	1	(D)	(D)	AA	–	–
506	Electrical goods .....	21	(D)	(D)	BB	20	(D)	(D)	BB	1	(D)
5063	Electrical apparatus and equipment, wiring supplies, and construction materials .....	9	(D)	(D)	BB	9	(D)	(D)	BB	–	–
5064	Electrical appliances, television and radio sets .....	2	(D)	(D)	AA	2	(D)	(D)	AA	–	–
5065	Electronic parts and equipment, n.e.c. .....	10	(D)	(D)	BB	9	12 686	613	31	1	(D)
507	Hardware, and plumbing and heating equipment and supplies .....	18	15 911	1 801	93	18	15 911	1 801	93	–	–
5072	Hardware .....	8	(D)	(D)	BB	8	(D)	(D)	BB	–	–
5074	Plumbing and heating equipment and supplies (hydronics) .....	5	(D)	(D)	BB	5	(D)	(D)	BB	–	–
5075	Warm air heating and air-conditioning equipment and supplies .....	4	(D)	(D)	AA	4	(D)	(D)	AA	–	–
5078	Refrigeration equipment and supplies .....	1	(D)	(D)	AA	1	(D)	(D)	AA	–	–
508	Machinery, equipment, and supplies .....	242	493 172	40 340	1 863	223	473 473	38 227	1 796	19	19 699
5082	Construction and mining (except petroleum) machinery and equipment .....	5	(D)	(D)	BB	5	(D)	(D)	BB	–	–
5083	Farm and garden machinery and equipment .....	172	414 862	31 326	1 507	169	(D)	(D)	GG	3	(D)
5084	Industrial machinery and equipment .....	50	51 683	6 032	242	34	(D)	(D)	CC	16	(D)
5085	Industrial supplies .....	7	(D)	(D)	BB	7	(D)	(D)	BB	–	–
5087	Service establishment equipment and supplies .....	6	(D)	(D)	AA	6	(D)	(D)	AA	–	–
5088	Transportation equipment and supplies, except motor vehicles .....	2	(D)	(D)	AA	2	(D)	(D)	AA	–	–
509	Miscellaneous durable goods .....	27	(D)	(D)	CC	27	(D)	(D)	CC	–	–
5091	Sporting and recreational goods and supplies .....	2	(D)	(D)	AA	2	(D)	(D)	AA	–	–
5092	Toys and hobby goods and supplies .....	2	(D)	(D)	AA	2	(D)	(D)	AA	–	–
5093	Scrap and waste materials .....	17	(D)	(D)	CC	17	(D)	(D)	CC	–	–
5094	Jewelry, watches, precious stones, and precious metals .....	3	(D)	(D)	AA	3	(D)	(D)	AA	–	–
5099	Durable goods, n.e.c. .....	3	546	79	3	3	546	79	3	–	–

**ND–22 NORTH DAKOTA**

**WHOLESALE TRADE—GEOGRAPHIC AREA SERIES**



**Table 8. Summary Statistics for the Area Outside Metropolitan Areas: 1992 —Con.**

[For meaning of abbreviations and symbols, see introductory text. For explanation of terms and comparability of 1987 and 1992 censuses, see appendix A. For definitions of CMSA's, MSA's, and PMSA's, see appendix D]

SIC code	Kind of business	Estab-lish-ments (number)	Sales (\$1,000)	Annual payroll (\$1,000)	Paid employees for pay period including March 12 (number)	Merchant wholesalers			Other operating types		
						Estab-lish-ments (number)	Sales (\$1,000)	Annual payroll (\$1,000)	Paid employees for pay period including March 12 (number)	Estab-lish-ments (number)	Sales (\$1,000)
<b>Wholesale trade —Con.</b>											
<b>51</b>	<b>Nondurable goods</b>	<b>807</b>	<b>3 192 804</b>	<b>103 853</b>	<b>5 738</b>	<b>746</b>	<b>(D)</b>	<b>(D)</b>	<b>II</b>	<b>61</b>	<b>(D)</b>
511	Paper and paper products	17	(D)	(D)	CC	17	(D)	(D)	CC	—	—
5111	Printing and writing paper	1	(D)	(D)	AA	1	(D)	(D)	AA	—	—
5112	Stationery and office supplies	12	12 219	2 652	159	12	12 219	2 652	159	—	—
5113	Industrial and personal service paper	4	(D)	(D)	AA	4	(D)	(D)	AA	—	—
512	Drugs, drug proprietaries, and druggists' sundries	1	(D)	(D)	BB	1	(D)	(D)	BB	—	—
5122	Drugs, drug proprietaries, and druggists' sundries	1	(D)	(D)	BB	1	(D)	(D)	BB	—	—
513	Apparel, piece goods, and notions	3	(D)	(D)	BB	3	(D)	(D)	BB	—	—
5131	Piece goods, notions, and other dry goods	—	—	—	—	—	—	—	—	—	—
5136	Men's and boys' clothing and furnishings	2	(D)	(D)	BB	2	(D)	(D)	BB	—	—
5137	Women's, children's, and infants' clothing and accessories	1	(D)	(D)	AA	1	(D)	(D)	AA	—	—
5139	Footwear	—	—	—	—	—	—	—	—	—	—
514	Groceries and related products	65	211 159	12 311	747	48	193 217	10 499	657	17	17 942
5141	Groceries, general line	3	(D)	(D)	CC	3	(D)	(D)	CC	—	—
5142	Packaged frozen foods	1	(D)	(D)	AA	—	—	—	—	1	(D)
5143	Dairy products, except dried or canned	22	(D)	(D)	BB	11	(D)	(D)	BB	11	(D)
5144	Poultry and poultry products	—	—	—	—	—	—	—	—	—	—
5145	Confectionery	4	(D)	(D)	AA	4	(D)	(D)	AA	—	—
5146	Fish and seafoods	1	(D)	(D)	AA	1	(D)	(D)	AA	—	—
5147	Meats and meat products	—	—	—	—	—	—	—	—	—	—
5148	Fresh fruits and vegetables	17	53 217	2 159	259	15	(D)	(D)	CC	2	(D)
5149	Groceries and related products, n.e.c.	17	(D)	(D)	CC	14	(D)	(D)	CC	3	(D)
515	Farm-product raw materials	340	2 021 273	38 582	2 128	322	1 796 728	36 470	1 627	18	224 545
5153	Grain and field beans	314	(D)	(D)	GG	312	(D)	(D)	GG	2	(D)
5154	Livestock	23	(D)	(D)	FF	7	(D)	(D)	BB	16	(D)
5159	Farm-product raw materials, n.e.c.	3	(D)	(D)	AA	3	(D)	(D)	AA	—	—
516	Chemicals and allied products	26	41 793	5 380	166	18	(D)	(D)	CC	8	(D)
5162	Plastics materials and basic forms and shapes	1	(D)	(D)	AA	1	(D)	(D)	AA	—	—
5169	Chemicals and allied products, n.e.c.	25	(D)	(D)	CC	17	(D)	(D)	CC	8	(D)
517	Petroleum and petroleum products	194	506 164	24 069	1 438	189	(D)	(D)	GG	5	(D)
5171	Petroleum bulk stations and terminals	180	(D)	(D)	GG	175	403 446	22 894	1 347	5	(D)
5172	Petroleum and petroleum products wholesalers, except bulk stations and terminals	14	(D)	(D)	BB	14	(D)	(D)	BB	—	—
518	Beer, wine, and distilled alcoholic beverages	14	(D)	(D)	CC	13	28 008	2 687	107	1	(D)
5181	Beer and ale	14	(D)	(D)	CC	13	28 008	2 687	107	1	(D)
5182	Wine and distilled alcoholic beverages	—	—	—	—	—	—	—	—	—	—
519	Miscellaneous nondurable goods	147	(D)	(D)	FF	135	276 298	15 092	816	12	(D)
5191	Farm supplies	126	267 286	13 137	727	117	(D)	(D)	FF	9	(D)
5192	Books, periodicals, and newspapers	6	(D)	(D)	AA	3	(D)	(D)	AA	3	(D)
5193	Flowers, nursery stock, and florists' supplies	1	(D)	(D)	AA	1	(D)	(D)	AA	—	—
5194	Tobacco and tobacco products	7	(D)	(D)	CC	7	(D)	(D)	CC	—	—
5198	Paints, varnishes, and supplies	—	—	—	—	—	—	—	—	—	—
5199	Nondurable goods, n.e.c.	7	(D)	(D)	BB	7	(D)	(D)	BB	—	—

**Table 9. Places With 2,500 Inhabitants or More Ranked by Volume of Sales: 1992**

[For meaning of abbreviations and symbols, see introductory text. For explanation of terms and comparability of 1987 and 1992 censuses, see appendix A. For information on geographic areas followed by ▲, see appendix F]

Geographic area	Rank <sup>1</sup>	Sales (\$1,000)	Cumulative		Geographic area	Rank <sup>1</sup>	Sales (\$1,000)	Cumulative	
			Sales (\$1,000)	Percent of State total				Sales (\$1,000)	Percent of State total
<b>North Dakota</b>	<b>(X)</b>	<b>7 599 616</b>	<b>7 599 616</b>	<b>100.0</b>	<b>North Dakota —Con.</b>				
Fargo	1	2 000 949	2 000 949	26.3	Jamestown	10	85 746	4 188 697	55.1
Bismarck	2	561 091	2 562 040	33.7	Grafton	11	52 553	4 241 250	55.8
Minot	3	513 237	3 075 277	40.5	Hazen	12	7 380	4 248 630	55.9
Grand Forks	4	279 323	3 354 600	44.1	Beulah	(X)	(D)	(X)	(X)
West Fargo	5	208 300	3 562 900	46.9	Bottineau	(X)	(D)	(X)	(X)
Williston	6	158 038	3 720 938	49.0	Rugby	(X)	(D)	(X)	(X)
Dickinson	7	152 761	3 873 699	51.0	Valley City	(X)	(D)	(X)	(X)
Mandan	8	134 226	4 007 925	52.7	Wahpeton	(X)	(D)	(X)	(X)
Devils Lake	9	95 026	4 102 951	54.0					

<sup>1</sup>Places with suppressed sales (if applicable) are listed at end of table rather than by rank to avoid disclosing data for individual companies.

**Table 10. Counties Ranked by Volume of Sales: 1992**

[For meaning of abbreviations and symbols, see introductory text. For explanation of terms and comparability of 1987 and 1992 censuses, see appendix A. For information on geographic areas followed by ▲, see appendix F]

Geographic area	Rank <sup>1</sup>	Sales (\$1,000)	Cumulative		Geographic area	Rank <sup>1</sup>	Sales (\$1,000)	Cumulative	
			Sales (\$1,000)	Percent of State total				Sales (\$1,000)	Percent of State total
<b>North Dakota -----</b>	<b>(X)</b>	<b>7 599 616</b>	<b>7 599 616</b>	<b>100.0</b>	<b>North Dakota —Con.</b>				
Cass -----	1	2 455 704	2 455 704	32.3	Logan -----	26	61 503	6 823 069	89.8
Ward -----	2	586 574	3 042 278	40.0	Wells -----	27	59 520	6 882 589	90.6
Burleigh -----	3	569 168	3 611 446	47.5	Pierce -----	28	47 243	6 929 832	91.2
Grand Forks -----	4	463 376	4 074 822	53.6	Griggs -----	29	45 784	6 975 616	91.8
Williams -----	5	242 090	4 316 912	56.8	Steele -----	30	44 421	7 020 037	92.4
Stutsman -----	6	229 420	4 546 332	59.8	Renville -----	31	43 954	7 063 991	93.0
Stark -----	7	226 225	4 772 557	62.8	Mountrail -----	32	42 801	7 106 792	93.5
Walsh -----	8	194 948	4 967 505	65.4	Emmons -----	33	41 397	7 148 189	94.1
Morton -----	9	170 701	5 138 206	67.6	Towner -----	34	40 648	7 188 837	94.6
Richland -----	10	170 544	5 308 750	69.9	McHenry -----	35	40 408	7 229 245	95.1
Ramsey -----	11	155 166	5 463 916	71.9	Benson -----	36	40 403	7 269 648	95.7
Barnes -----	12	145 336	5 609 252	73.8	Hettinger -----	37	32 879	7 302 527	96.1
Traill -----	13	144 603	5 753 855	75.7	Bowman -----	38	32 365	7 334 892	96.5
Pembina -----	14	141 121	5 894 976	77.6	McKenzie -----	39	31 285	7 366 177	96.9
Cavalier -----	15	116 007	6 010 983	79.1	Divide -----	40	30 623	7 396 800	97.3
Nelson -----	16	101 949	6 112 932	80.4	Mercer -----	41	29 608	7 426 408	97.7
Bottineau -----	17	83 358	6 196 290	81.5	Golden Valley -----	42	27 826	7 454 234	98.1
McLean -----	18	82 399	6 278 689	82.6	Dunn -----	43	27 712	7 481 946	98.5
Foster -----	19	79 240	6 357 929	83.7	McIntosh -----	44	27 605	7 509 551	98.8
LaMoure -----	20	76 643	6 434 572	84.7	Burke -----	45	27 518	7 537 069	99.2
Dickey -----	21	70 377	6 504 949	85.6	Eddy -----	46	17 994	7 555 063	99.4
Sargent -----	22	66 276	6 571 225	86.5	Grant -----	47	17 460	7 572 523	99.6
Ransom -----	23	64 342	6 635 567	87.3	Kidder -----	48	8 298	7 580 821	99.8
Adams -----	24	64 046	6 699 613	88.2	Sheridan -----	49	7 299	7 588 120	99.8
Rolette -----	25	61 953	6 761 566	89.0	Sioux -----	50	5 498	7 593 618	99.9
					Billings -----	(X)	—	7 593 618	99.9
					Oliver -----	(X)	(D)	(X)	(X)
					Slope -----	(X)	(D)	(X)	(X)

<sup>1</sup>Counties with suppressed sales (if applicable) are listed at end of table rather than by rank to avoid disclosing data for individual companies.

# Appendix A.

## General Explanation

### CENSUS COVERAGE AND METHODOLOGY

**Structure and method of enumeration.** All wholesale firms that had at least one quarter of payroll in 1992 were included in the census of wholesale trade and were mailed either a regular census form or a short form designed to collect basic data and classification information only. The coverage and the method of obtaining census information from each follow:

1. Large companies, i.e., all multiunit firms and all single unit firms above the payroll size cutoff established to separate large from small employers, and a 10-percent sample of the small employers were mailed the appropriate 1992 Census of Distributive Trades establishment report forms. Although the payroll cutoff varied by kind of business, small employers generally included firms with one to three employees and represented about 10 percent of total wholesale sales. For the large companies, a report of company organization is conducted periodically to identify firms which operated establishments at more than one location and to obtain information on payroll and mid-March employment at each location. The 1991 Report of Company Organization was used as a coverage check in the census. In the 1992 Census, all multiestablishment firms were asked to notify the Census Bureau of any establishments for which a form was not received. Report forms were subsequently provided to the firms for these establishments.
2. Small companies other than those included in the 10-percent sample described above were mailed the short forms, which did not include questions on sales by commodity lines and employment by principal activity.

**Method of classifying kinds of business.** Establishments receiving the regular census forms were classified on the basis of their answers to questions on sales by commodity lines and other inquiries. Those that received short forms were classified on the basis of their self-designation and answers to other inquiries.

### COMPARABILITY OF THE 1987 AND 1992 CENSUSES

The 1987 and 1992 censuses were conducted under similar conditions and procedures except for the following:

**Classifications.** In both 1992 and 1987, classifications are based on the *1987 Standard Industrial Classification (SIC) Manual*.<sup>1</sup> As a result of a later clarification in 1992, the sale of industrial controls has been classified in electrical apparatus and equipment, wiring supplies, and construction materials (SIC 5063) as it was in 1982 and all previous censuses. In 1987, the sale of industrial controls was classified in industrial machinery and equipment (SIC 5084).

**Geographic areas.** The boundaries of a number of areas for which data are shown in the 1992 census are not the same as in the 1987 census because of annexations; other boundary changes; and redefinitions of metropolitan statistical areas (MSA's), primary metropolitan statistical areas (PMSA's), and consolidated metropolitan statistical areas (CMSA's).<sup>2</sup> In addition, data for consolidated cities are included in the 1992 census.

Data for special economic urban areas (SEUA's) with 10,000 inhabitants or more in Michigan, Minnesota, New York, and Wisconsin qualified for publication in the 1992 census. This included townships in Michigan and Minnesota and towns in New York and Wisconsin. However, Minnesota did not have any townships that met the publication criteria.

### EXPLANATION OF TERMS

**Establishments.** An establishment is a single physical location at which business is conducted. It is not necessarily identical with a company or enterprise, which may consist of one establishment or more. Census of wholesale trade figures represent a summary of reports for individual establishments rather than companies. For cases where a census report was received, separate information was obtained for each location where business was conducted. When administrative records of other Federal agencies were used instead of a census report, no information was available on the number of locations operated. Estimates of this number were derived from a sample and are provided in the wholesale trade report, *Miscellaneous*

<sup>1</sup>*Standard Industrial Classification Manual: 1987.* For sale by Superintendent of Documents, U.S. Government Printing Office, Washington, DC 20402. Stock No. 041-001-00314-2.

<sup>2</sup>Newly defined metropolitan areas (MA's) were announced by the Office of Management and Budget (OMB) effective June 30, 1993.

**Subjects (WC92-S-4).** Each wholesale establishment was tabulated according to the physical location at which the business was conducted. The count of establishments represents the number in business at any time during 1992. Appendix G provides a comparison of the number of establishments active any time during the year versus the number in business at the end of the year.

When two activities or more were carried on at a single location under a single ownership, all activities generally were grouped together as a single establishment. The entire establishment was classified on the basis of its major activity and all data for it were included in that classification. However, when distinct and separate economic activities (for which different industry classification codes were appropriate) were conducted at a single location under a single ownership, and when conditions prescribed by the SIC manual for recognizing the existence of more than one establishment were met, separate establishment reports for each of the different activities were obtained in the census.

**Firms.** A firm is a business organization or entity consisting of one domestic establishment (location) or more under common ownership or control. All establishments of subsidiary firms are included as part of the owning or controlling firm. For the economic census, the terms "firm" and "company" are synonymous.

**Sales.** Sales include merchandise sold for cash or credit at wholesale and retail by establishments primarily engaged in wholesale trade; receipts from rental or leasing of vehicles, equipment, instruments, tools, etc.; receipts for delivery, installation, maintenance, repair, alteration, storage, and other services; and gasoline, liquor, tobacco, and other excise taxes which are paid by the manufacturer and passed on to the wholesaler.

Sales are net after deductions for refunds and allowances for merchandise returned by customers. Trade-in allowances are not deducted from total sales. Total sales do not include carrying or other credit charges; sales (or other) taxes collected from customers and forwarded to taxing authorities; and nonoperating income from such sources as investments, rental or sale of real estate, etc.

Sales in this report do not include wholesale sales made by manufacturers, retailers, service establishments, or other businesses whose primary activity is other than wholesale trade. They do include receipts other than from the sale of merchandise at wholesale, e.g., service receipts, retail sales, etc., by establishments primarily engaged in wholesale trade.

Sales figures include sales of all establishments in business at any time during the year. Sales shown for agents and brokers represented the value of the goods involved in the transactions rather than the commissions received or earnings.

**Annual payroll.** Payroll includes all forms of compensation such as salaries, wages, commissions, bonuses, vacation allowances, sick-leave pay, employee contributions to

qualified pension plans, and the value of payments in kind (e.g., free meals and lodgings) paid during the year to all employees. For corporations, payroll includes amounts paid to officers and executives; for unincorporated businesses, it does not include profit or other compensation of proprietors or partners. Payroll is reported before deductions for social security, income tax, insurance, union dues, etc. This definition of payroll is the same as that used on Internal Revenue Service (IRS) form 941.

**First quarter payroll.** This item consists of payroll, as defined above, paid to persons employed at any time during the quarter January to March 1992.

**Paid employees for pay period including March 12.** Paid employees consist of the full- and part-time employees, including salaried officers and executives of corporations, who were on the payroll during the pay period including March 12. Included are employees on paid sick leave, paid holidays, and paid vacations; not included are proprietors and partners of unincorporated businesses. The definition of paid employees is the same as that used on IRS form 941.

**1992 and 1991 inventories.** Inventories consist of stocks of merchandise for sale at the end of 1992 and 1991. They were reported on an ownership basis; all merchandise owned by reporting establishments is included, even though some may be held by others for sale on consignment. Goods held by the reporting establishment, but owned by others, are not included. Data for 1992 and 1991 inventories LIFO composition are published in the 1992 Census of Wholesale Trade report, *Miscellaneous Subjects (WC92-S-4)*.

**Operating expenses.** Operating expenses include payroll as well as overhead expenses of the establishment. They do not include the cost of goods sold; income or excise taxes; or withdrawals by proprietors or partners of unincorporated businesses.

**Auxiliary establishments.** Each company included in this census was asked to identify and separately report auxiliary locations whose primary functions were to manage, administer, service, or support the activities of the other establishments of the company. Data presented in this report do not include auxiliary establishments. Data for auxiliaries are presented in a subsequent report issued as part of the 1992 Enterprise Statistics reports.

## KIND-OF-BUSINESS CLASSIFICATIONS

Wholesale trade, major groups 50 and 51 in the 1987 SIC manual, includes establishments primarily engaged in selling merchandise to retailers; to industrial, commercial, institutional, farm, or professional business users; or to other wholesalers; or acting as agents or brokers in buying merchandise for or selling merchandise to such persons or companies.

The principal types of establishments included are:

1. Merchant wholesalers who take title to the goods they sell, such as wholesale merchants or jobbers, industrial distributors, voluntary group wholesalers, drop shippers, retailer cooperative warehouses, terminal elevators, and cooperative buying associations.
2. Manufacturers' sales branches and offices (but not retail stores) maintained by manufacturing or mining enterprises apart from their plants or mines for the purpose of marketing their products. Sales branches and offices located at plants are included when separate records are available.
3. Agents, brokers, and commission merchants who buy or sell products owned by others on a commission or agency basis.

Establishments primarily engaged in the wholesale distribution of used products are classified on the basis of the product sold. Establishments primarily engaged in selling merchandise to contractors are included in wholesale trade, with the exception of lumber yards and paint, glass, and wallpaper stores. These exceptions are classified in retail trade if they consider themselves retail, sell to the general public, and their sales to contractors and the general public is more than half their total sales.

Establishments covered by the census were assigned kind-of-business classifications according to the industry classifications defined in the 1987 SIC manual. When a more detailed classification than defined in the SIC manual was needed, additional kinds-of-business were identified within an SIC industry.

Kind-of-business classifications are not interchangeable with commodity classifications, because most businesses sell several kinds of commodities. The kind-of-business code assigned generally reflects either the individual commodity or the commodity group which is the primary source of the establishment's receipts, or some mixture of commodities which characterizes the establishment's business. Thus, the classification of establishments by kind of business does not make it possible to determine either the number of establishments handling a particular commodity or the sales of that commodity. For example, the groceries and related products classification excludes establishments selling food if the sale of food is not the primary source of receipts; moreover, even though establishments are classified as groceries and related products, some of their receipts may be derived from the sale of nonfood products. Information on the extent to which commodities are handled by different kinds of business is available in the 1992 Census of Wholesale Trade report, *Commodity Line Sales* (WC92-S-3). Descriptions of the 1992 Census of Wholesale Trade kind-of-business classifications follow:

### **Durable Goods (SIC Major Group 50)**

This major group includes establishments primarily engaged in the wholesale distribution of durable goods.

### **Motor vehicles and motor vehicle parts and supplies (SIC 501)**

**Automobiles and other motor vehicles (SIC 5012).** Establishments primarily engaged in the wholesale distribution of new and used passenger automobiles, trucks, trailers, and other motor vehicles, including motorcycles, motor homes, and snowmobiles. Automobile distributors primarily engaged in selling at retail to individual customers for personal use, and also selling a limited amount of new and used passenger automobiles and trucks at wholesale, are classified in Retail Trade, Industry 5511.

SIC 5012 is subdivided in some tables into—

1. Automobile, light trucks, motorcycles, busses and recreational vehicles.
  - a. Automobiles and motorcycles.
  - b. Buses and recreational vehicles.
  - c. Light trucks and vans (14,000 lb or less).
2. Medium and heavy trucks and tractors (over 14,000 lb).
  - a. Medium trucks (14,001 to 26,000 lb).
  - b. Heavy trucks and tractors (over 26,000 lb).

**Motor vehicle supplies and new parts (SIC 5013).** Establishments primarily engaged in the wholesale distribution of motor vehicle supplies, accessories, tools, and equipment; and new motor vehicle parts.

SIC 5013 is subdivided in some tables into—

1. Motor vehicle supplies and new parts—warehouse distributors.
2. Motor vehicle supplies and new parts—jobbers.
3. Petroleum products marketing equipment.

**Tires and tubes (SIC 5014).** Establishments primarily engaged in the wholesale distribution of tires and tubes for passenger and commercial vehicles.

**Motor vehicle parts, used (SIC 5015).** Establishments primarily engaged in the wholesale distribution at wholesale or retail of used motor vehicle parts. This industry includes establishments primarily engaged in dismantling motor vehicles for the purpose of selling parts. Establishments primarily engaged in dismantling motor vehicles for scrap are classified in Industry 5093.

### **Furniture and homefurnishings (SIC 502)**

**Furniture (SIC 5021).** Establishments primarily engaged in the wholesale distribution of furniture, including bedsprings, mattresses, and other household furniture; office furniture;

and furniture for public parks and buildings. Establishments primarily engaged in the wholesale distribution of partitions, shelving, lockers, and store fixtures are classified in Industry 5046.

SIC 5021 is subdivided in some tables into—

1. Household and lawn furniture.
2. Office and business furniture.

**Homefurnishings (SIC 5023).** Establishments primarily engaged in the wholesale distribution of homefurnishings and housewares, including antiques; china; glassware and earthenware; lamps (including electric), curtains and draperies; linens and towels; and carpets, linoleum, and all other types of hard and soft surface floor coverings. Establishments primarily engaged in the wholesale distribution of other electrical household goods are classified in Industry 5064, and those distributing precious metal flatware are classified in Industry 5094.

SIC 5023 is subdivided in some tables into—

1. Household china, glassware, and crockery.
2. Linens, domestics, draperies, and curtains.
3. Floor coverings.
4. Other homefurnishings.

### **Lumber and other construction materials (SIC 503)**

**Lumber, plywood, millwork and wood panels (SIC 5031).** Establishments, with or without yards, primarily engaged in the wholesale distribution of rough, dressed, and finished lumber (but not timber); plywood; reconstituted wood fiber products; doors and windows and their frames (all materials); wood fencing; and other wood or metal millwork.

SIC 5031 is subdivided in some tables into—

1. Lumber—without yard.
2. Lumber—with yard.
3. Plywood, millwork, and wood panels

**Brick, stone, and related construction materials (SIC 5032).** Establishments primarily engaged in the wholesale distribution of stone, cement, lime construction sand, and gravel; brick (except refractory); asphalt and concrete mixtures; and concrete, stone, and structural clay products (other than refractories). Distributors of industrial sand and of refractory materials are classified in Industry 5085. Establishments primarily engaged in producing ready-mixed concrete are classified in Manufacturing, Industry 3273.

SIC 5032 is subdivided in some tables into—

1. Brick, block, tile, clay/cement sewer pipe.
2. Sand, gravel, and stone.
3. Cement, lime, and related products.

**Roofing, siding, and insulation materials (SIC 5033).** Establishments primarily engaged in the wholesale distribution of roofing, siding (except wood), and insulation materials.

**Construction materials, n.e.c. (SIC 5039).** Establishments primarily engaged in the wholesale distribution of mobile homes and of construction materials, not elsewhere classified, including prefabricated buildings and glass. Establishments selling construction materials to the general public and known as retail in the trade are classified in Retail Trade, Industry 5211. Establishments primarily engaged in marketing heavy structural metal products are classified in Industry 5051.

SIC 5039 is subdivided in some tables into—

1. Flat glass and other construction glass.
2. Other construction materials.

### **Professional and commercial equipment and supplies (SIC 504)**

**Photographic equipment and supplies (SIC 5043).** Establishments primarily engaged in the wholesale distribution of photographic equipment and supplies. Establishments primarily engaged in the wholesale distribution of photocopy, microfilm, and similar equipment are classified in Industry 5044.

**Office equipment (SIC 5044).** Establishments primarily engaged in the wholesale distribution of office machines and related equipment, including photocopy and microfilm equipment, and safes and vaults. These establishments frequently also sell office supplies. However, establishments primarily engaged in wholesaling most office supplies are classified in Industry Group 511. Establishments primarily engaged in wholesaling office furniture are classified in Industry 5021; and those wholesaling computers and peripheral equipment are classified in Industry 5045.

**Computers and computer peripheral equipment and software (SIC 5045).** Establishments primarily engaged in the wholesale distribution of computers, computer peripheral equipment, and computer software. These establishments frequently may sell related supplies, but establishments primarily engaged in wholesaling supplies are classified according to the individual product (for example, computer paper in Industry 5112). Establishments primarily engaged in the wholesale distribution of modems and other electronic communications equipment are classified in Industry 5065. Establishments primarily engaged in selling computers and computer peripheral equipment and software for other than business or professional use are classified in Retail Trade, Industry 5734.

SIC 5045 is subdivided in some tables into—

1. Computers and peripheral equipment (selling primarily to business customers).

- a. Computers and peripheral equipment sold for resale.
  - b. Computers and peripheral equipment sold for end use.
2. Computer software (prepackaged, off-the-shelf).

**Commercial equipment, n.e.c. (SIC 5046).** Establishments primarily engaged in the wholesale distribution of commercial and related machines and equipment, not elsewhere classified, such as commercial cooking and food service equipment; partitions, shelving, lockers, and store fixtures; electrical signs; and balances and scales, except laboratory.

SIC 5046 is subdivided in some tables into—

1. Restaurant and hotel equipment and supplies.
2. Store machines and equipment.

**Medical, dental, and hospital equipment and supplies (SIC 5047).** Establishments primarily engaged in the wholesale distribution of surgical and other medical instruments, apparatus, and equipment; dentist equipment; artificial limbs; operating room and hospital equipment; X-ray machines; and other electromedical equipment and apparatus used by physicians and in hospitals. Also included in this industry are establishments primarily engaged in the wholesale distribution of professional supplies used by medical and dental practitioners.

SIC 5047 is subdivided in some tables into—

1. Medical and hospital equipment.
2. Dental equipment and supplies.

**Ophthalmic Goods (SIC 5048).** Establishments primarily engaged in the wholesale distribution of professional equipment and goods used, prescribed, or sold by ophthalmologists, optometrists, and opticians, including ophthalmic frames, lenses, and sunglass lenses.

**Professional equipment and supplies, n.e.c. (SIC 5049).** Establishments primarily engaged in the wholesale distribution of professional equipment and supplies, not elsewhere classified, such as drafting instruments, laboratory equipment, and scientific instruments.

SIC 5049 is subdivided in some tables into—

1. Religious and school supplies.
2. Other professional equipment and supplies, n.e.c. Establishments primarily engaged in selling specialty lines of professional equipment and supplies not mentioned above, such as veterinarian equipment and supplies, drafting supplies, and scientific equipment.

## **Metals and minerals, except petroleum (SIC 505)**

**Metals service centers and offices (SIC 5051).** Establishments primarily engaged in marketing semifinished metal products, except precious metals. Establishments in

this industry may operate with warehouses (metals service centers) or without warehouses (metals sales offices). Establishments primarily engaged in marketing precious metals are classified in Industry 5092.

SIC 5051 is subdivided in some tables into—

1. Ferrous metals service centers and offices.
  - a. Ferrous metals service centers.
  - b. Ferrous metals sales offices.
2. Nonferrous metals service centers and offices.
  - a. Nonferrous metals service centers.
  - b. Nonferrous metals sales offices.

**Coal and other minerals and ores (SIC 5052).** Establishments primarily engaged in the wholesale distribution of coal and coke; copper, iron, lead, and other metallic ores, including precious metal ores; and crude nonmetallic minerals (including concentrates), except crude petroleum. Establishments primarily engaged in the wholesale distribution of nonmetallic minerals used in construction, such as sand and gravel, are classified in Industry 5032. Establishments primarily engaged in the wholesale distribution of crude petroleum are classified in Industry Group 517.

SIC 5052 is subdivided in some tables into—

1. Coal.
2. Other minerals and ores.

## **Electrical goods (SIC 506)**

This industry group includes establishments primarily engaged in the wholesale distribution of electrical generating, distributing, and wiring equipment. It also includes household appliances, whether electrically, manually, or mechanically powered. This industry group does not include electrical commercial and industrial machines, in which electricity does the work directly, e.g., heating, turning a shaft, or ionizing a substance, or electrically powered commercial and industrial machines which are classified in Industry Group 504 or 508.

**Electrical apparatus and equipment, wiring supplies, and construction materials (SIC 5063).** Establishments primarily engaged in the wholesale distribution of electrical power equipment for the generation, transmission, distribution, or control of electric energy; electrical construction materials for outside power transmission lines and for electrical systems and electric light fixtures and bulbs. Construction contractors primarily engaged in installing electrical systems and equipment from their own stock are classified in Construction, Industry 1731.

**Electrical appliances, television and radio sets (SIC 5064).** Establishments primarily engaged in the wholesale distribution of radio and television receiving sets, other household electronic sound or video equipment, self-contained air-conditioning room units, and household

electrical appliances. Also included are establishments primarily engaged in the wholesale distribution of household gas and electric laundry equipment and refrigerators and freezers.

**Electronic parts and equipment, n.e.c. (SIC 5065).**

Establishments primarily engaged in the wholesale distribution of electronic parts and electronic communications equipment, not elsewhere classified, such as telephone and telegraph equipment; radio and television broadcasting and communications equipment; and intercommunications equipment. Establishments primarily engaged in the wholesale distribution of radio and television receiving sets, phonographs, CD-players, and other household sound or video equipment are classified in Industry 5064.

SIC 5065 is subdivided in some tables into—

1. Communications equipment.
2. Other electronic parts and equipment.

**Hardware, and plumbing and heating equipment and supplies (SIC 507)**

**Hardware (SIC 5072).** Establishments primarily engaged in the wholesale distribution of cutlery and general hardware, including hand saws; saw blades; brads, staples, and tacks; and bolts, nuts, rivets, and screws. Establishments primarily engaged in the wholesale distribution of nails, noninsulated wire, and screening are classified in Industry 5051.

**Plumbing and heating equipment and supplies (hydronics) (SIC 5074).** Establishments primarily engaged in the wholesale distribution of hydronic plumbing and heating equipment and supplies. Construction contractors primarily engaged in installing plumbing and heating equipment from their own stock are classified in Construction, Industry 1711.

**Warm air heating and air-conditioning equipment and supplies (SIC 5075).** Establishments primarily engaged in the wholesale distribution of warm air heating and air-conditioning equipment and supplies. Construction contractors primarily engaged in installing warm air heating and air-conditioning equipment are classified in Construction, Industry 1711.

**Refrigeration equipment and supplies (SIC 5078).** Establishments primarily engaged in the wholesale distribution of refrigeration equipment and supplies. Construction contractors primarily engaged in installation of refrigeration equipment from their own stock are classified in Construction, Industry 1711.

**Machinery, equipment, and supplies (SIC 508)**

**Construction and mining (except petroleum) machinery and equipment (SIC 5082).** Establishments primarily engaged in the wholesale distribution of construction or mining cranes, excavating machinery and equipment, power

shovels, road construction and maintenance machinery, tractor-mounting equipment, and other specialized machinery and equipment used in the construction, mining, and logging industries. Establishments engaged in marketing oil well machinery and equipment are classified in Industry 5084.

**Farm and garden machinery and equipment (SIC 5083).**

Establishments primarily engaged in the wholesale distribution of agricultural machinery and equipment for use in preparation and maintenance of the soil, the planting and harvesting of crops, and other operations and processes pertaining to work on the farm, lawn, or garden; and dairy and other livestock equipment.

SIC 5083 is subdivided in some tables into—

1. Farm machinery and equipment—farm dealers.
2. Farm machinery and equipment—wholesale distributors.
3. Lawn and garden machinery and equipment.

**Industrial machinery and equipment (SIC 5084).** Establishments primarily engaged in the wholesale distribution of industrial machinery and equipment, not elsewhere classified.

SIC 5084 is subdivided in some tables into—

1. Food-processing machinery and equipment.
2. General-purpose industrial machinery, equipment, and parts.
3. Metalworking machinery and equipment.
4. Materials handling equipment.
5. Oil well, oil refinery, and pipeline machinery, equipment, and supplies.
6. Other industrial machinery and equipment. Establishments primarily engaged in selling special purpose industrial machinery not elsewhere classified, including printing machinery, paper and paper products machinery, smelting and metal refining machinery and equipment, cigar and cigarette machinery, and similar special industry machinery.

**Industrial supplies (SIC 5085).** Establishments primarily engaged in the wholesale distribution of industrial supplies, not elsewhere classified.

SIC 5085 is subdivided in some tables into—

1. General-line industrial supplies.
2. Mechanical power transmission equipment.
3. Hydraulic and pneumatic (fluid-power) parts, accessories, and supplies.
4. Welding supplies.
5. Industrial containers and supplies.
6. Industrial valves and fittings, except fluid-power.



7. Other industrial supplies—Establishments primarily engaged in selling a specialty line of industrial materials and supplies not elsewhere classified, such as abrasives, mechanical rubber goods, ropes, cordage, and industrial diamonds.

**Service establishment equipment and supplies (SIC 5087).** Establishments primarily engaged in the wholesale distribution of equipment and supplies for barber shops, beauty parlors, power laundries, dry-cleaning plants, upholsterers, undertakers, and related personal service establishments.

SIC 5087 is subdivided in some tables into—

1. Beauty and barber equipment and supplies.
2. Custodial (janitors') equipment and supplies.
3. Laundry and dry-cleaning equipment and supplies.
4. Other service establishment equipment and supplies—Establishments primarily engaged in selling a specialty line of service establishment supplies, such as upholsterers' equipment and supplies, seamstresses' supplies, tailors' supplies, undertakers' supplies, municipality equipment and supplies, and shoe repair supplies.

**Transportation equipment and supplies, except motor vehicles (SIC 5088).** Establishments primarily engaged in the wholesale distribution of transportation equipment and supplies. Establishments primarily engaged in the wholesale distribution of motor vehicles and motor vehicle parts are classified in Industry Group 501, and those distributing pleasure boats are classified in Industry 5091.

SIC 5088 is subdivided in some tables into—

1. Aircraft and aeronautical equipment and supplies.
2. Marine machinery, equipment, and supplies.
3. Other transportation equipment and supplies—Establishments primarily engaged in selling equipment and supplies used in the operation, maintenance, and repair of railroads, streetcars, buses, tramways, aerial hoists, and horsedrawn vehicles.

### Miscellaneous durable goods (SIC 509)

**Sporting and recreational goods and supplies (SIC 5091).** Establishments primarily engaged in the wholesale distribution of sporting goods and accessories; billiard and pool supplies; sporting firearms and ammunition; and marine pleasure craft, equipment and supplies. Establishments primarily engaged in the wholesale distribution of motor vehicles and trailers are classified in Industry 5012; those distributing self-propelled golf carts are classified in Industry 5088; and those distributing athletic apparel and footwear are classified in Industry Group 513.

**Toys and hobby goods and supplies (SIC 5092).** Establishments primarily engaged in the wholesale distribution of games, toys, hobby goods and supplies, and related goods, such as fireworks and playing cards.

**Scrap and waste materials (SIC 5093).** Establishments primarily engaged in assembling, breaking up, sorting, and wholesale distribution of scrap and waste materials. This industry includes auto wreckers engaged in dismantling automobiles for scrap. However, those engaged in dismantling automobiles for the purpose of selling secondhand parts at retail are classified in Industry 5015.

SIC 5093 is subdivided in some tables into—

1. Iron and steel scrap processors and dealers.
  - a. Iron and steel scrap processors (using power processing equipment).
  - b. Iron and steel scrap dealers (not using power processing equipment).
2. Nonferrous recyclable materials.

**Jewelry, watches, precious stones, and precious metals (SIC 5094).** Establishments primarily engaged in the wholesale distribution of jewelry, precious stones and metals, costume jewelry, watches, clocks, silverware, and jewelers' findings. Establishments primarily engaged in the wholesale distribution of precious metal ores are classified in Industry 5052.

SIC 5094 is subdivided in some tables into—

1. Jewelry, watches, diamonds, precious stones, and silverware.
2. Precious metals (excluding ores).

**Durable goods, n.e.c. (SIC 5099).** Establishments primarily engaged in the wholesale distribution of durable goods, not elsewhere classified, such as musical instruments and forest products, except lumber.

SIC 5099 is subdivided in some tables into—

1. Musical instruments and supplies.
2. Forest products, except lumber.
3. General merchandise—durable.
4. Compact disks, prerecorded audio tapes, and phonograph records.
5. Fire extinguishers and fire safety equipment.
6. Other durable goods.

### Nondurable Goods (SIC Major Group 51)

This major group includes establishments primarily engaged in the wholesale distribution of nondurable goods.

## Paper and paper products (SIC 511)

**Printing and writing paper (SIC 5111).** Establishments primarily engaged in the wholesale distribution of printing and writing paper, including envelope paper; fine paper; and groundwood paper.

**Stationery and office supplies (SIC 5112).** Establishments primarily engaged in the wholesale distribution of stationery and office supplies, including computer and photocopy supplies, envelopes, typewriter paper, file cards and folders, pens, pencils, social stationery, and greeting cards.

**Industrial and personal service paper (SIC 5113).** Establishments primarily engaged in the wholesale distribution of wrapping and other coarse paper, paperboard, and converted paper and related disposable plastic products, such as bags, boxes, dishes, eating utensils, napkins, and shipping supplies.

## Drugs, drug proprietaries, and druggists' sundries (SIC 512)

**Drugs, drug proprietaries, and druggists' sundries (SIC 5122).** Establishments primarily engaged in the wholesale distribution of prescription drugs, proprietary drugs, druggists' sundries, and toiletries. Establishments primarily engaged in the wholesale distribution of surgical, dental, and hospital equipment are classified in Industry 5047.

SIC 5122 is subdivided in some tables into—

1. General-line drugs—These are wholesalers who reported a substantial portion of their sales in "drugs and pharmaceuticals" and a combination of "proprietary (patent) medicines," "cosmetics," "perfumes," and "other toiletries and druggists' sundries."
2. Specialty-line drugs, pharmaceuticals, cosmetics, and toiletries. These are wholesale establishments engaged in selling limited lines among the above products.

## Apparel, piece goods, and notions (SIC 513)

**Piece goods, notions, and other dry goods (SIC 5131).** Establishments primarily engaged in the wholesale distribution of piece goods or yard goods of natural or man-made fibers, notions (sewing and hair accessories, etc.), and other dry goods. Converters who buy fabric goods (except knit goods) in the grey, have them finished on contract, and sell at wholesale are included here. Converters of knit goods are classified in Manufacturing, Industry Group 225. This industry does not include establishments primarily engaged in the wholesale distribution of homefurnishings which are classified in Industry 5023.

SIC 5131 is subdivided in some tables into—

1. Piece goods.
  - a. Piece goods—jobbers.

b. Piece goods—converters.

2. Notions and other dry goods.

**Men's and boys' clothing and furnishings (SIC 5136).** Establishments primarily engaged in the wholesale distribution of men's and boys' apparel and furnishings, sportswear, hosiery, underwear, nightwear, and work clothing.

**Women's, children's, and infants' clothing and accessories (SIC 5137).** Establishments primarily engaged in the wholesale distribution of women's, children's, and infants' clothing and accessories, including hosiery, lingerie, millinery, and furs.

**Footwear (SIC 5139).** Establishments primarily engaged in the wholesale distribution of footwear (including athletic) made of leather, rubber, and other materials.

## Groceries and related products (SIC 514)

**Groceries, general-line (SIC 5141).** Establishments primarily engaged in the wholesale distribution of a general line of groceries. Establishments primarily engaged in roasting coffee, blending tea, or grinding and packaging spices are classified in Manufacturing Major Group 20.

SIC 5141 is subdivided in some tables into—

1. Voluntary.
2. Retail cooperative.
3. Other general-line.

**Packaged frozen foods (SIC 5142).** Establishments primarily engaged in the wholesale distribution of packaged quick-frozen vegetables, juices, meats, fish, poultry, pastries, and other "deep freeze" products. Establishments primarily engaged in the wholesale distribution of frozen dairy products are classified in Industry 5143, and those distributing frozen poultry, fish, and meat which are not packaged are classified in Industries 5144, 5146, and 5147, respectively.

**Dairy products, except dried or canned (SIC 5143).** Establishments primarily engaged in the wholesale distribution of dairy products, such as butter, cheese, ice cream and ices, and fluid milk and cream. This industry does not include establishments primarily engaged in pasteurizing and bottling milk, which are classified in Manufacturing, Industry Group 202. Establishments primarily engaged in the wholesale distribution of dried or canned dairy products are classified in Industry 5149.

SIC 5143 is subdivided in some tables into—

1. Raw milk.
2. Dairy products, except raw milk.

**Poultry and poultry products (SIC 5144).** Establishments primarily engaged in the wholesale distribution of poultry and poultry products, except canned and packaged frozen products. This industry does not include establishments primarily engaged in the killing and dressing of poultry, which are classified in Manufacturing, Industry 2015. Establishments primarily engaged in the wholesale distribution of packaged frozen poultry are classified in Industry 5142, and those distributing canned poultry are classified in Industry 5149.

SIC 5144 is subdivided in some tables into—

1. Live poultry.
2. Poultry and poultry products, except live.

**Confectionery (SIC 5145).** Establishments primarily engaged in the wholesale distribution of confectionery and related products, such as candy, chewing gum, fountain fruits, salted or roasted nuts, popcorn, fountain syrups, and potato, corn, and similar chips.

**Fish and seafoods (SIC 5146).** Establishments primarily engaged in the wholesale distribution (but not packaging) of fresh, cured, or frozen fish and seafoods, except canned or packaged frozen. The preparation of fresh or frozen packaged fish and other seafood, and the shucking and packing of fresh oysters in nonsealed containers, are classified in Manufacturing, Industry 2092. Establishments primarily engaged in the wholesale distribution of canned seafood are classified in Industry 5149, and those distributing packaged frozen foods are classified in Industry 5142.

**Meats and meat products (SIC 5147).** Establishments primarily engaged in the wholesale distribution of fresh, cured, and processed (but not canned) meats and lard. Establishments primarily engaged in the wholesale distribution of frozen packaged meats are classified in Industry 5142, and those distributing canned meats are classified in Industry 5149.

SIC 5147 is subdivided in some tables into—

1. Meats and meat products, except boxed beef.
2. Packaging boxed beef.

**Fresh fruits and vegetables (SIC 5148).** Establishments primarily engaged in the wholesale distribution of fresh fruits and vegetables.

**Groceries and related products, n.e.c. (SIC 5149).** Establishments primarily engaged in the wholesale distribution of groceries and related products, not elsewhere classified. Establishments primarily engaged in the wholesale distribution of soft drinks, and in bottling and distributing natural spring and mineral waters, are classified in this industry, but establishments primarily engaged in bottling soft drinks are classified in Manufacturing, Major Group 20. This industry does not include establishments primarily

engaged in the wholesale distribution of farm-product raw materials classified in Industry Group 515, nor those distributing beer, wine, and distilled alcoholic beverages of Industry Group 518.

SIC 5149 is subdivided in some tables into—

1. Coffee, tea, and spices.
2. Bread and baked goods.
3. Soft drinks.
4. Canned goods.
5. Food and beverage basic materials.
6. Other grocery specialties.

## **Farm-product raw materials (SIC 515)**

**Grain and field beans (SIC 5153).** Establishments primarily engaged in buying and/or marketing grain (such as corn, wheat, oats, barley, and unpolished rice), dry beans, soybeans, and other inedible beans. Country grain elevators primarily engaged in buying or receiving grain from farmers are included, as well as terminal elevators and other merchants marketing grain. Establishments primarily engaged in the wholesale distribution of field and garden seeds are classified in Industry 5191.

**Livestock (SIC 5154).** Establishments primarily engaged in buying and/or marketing cattle, hogs, sheep, and goats. This industry also includes the operation of livestock auction markets.

**Farm-product raw materials, n.e.c. (SIC 5159).** Establishments primarily engaged in buying and/or marketing farm products, not elsewhere classified. Establishments primarily engaged in the wholesale distribution of milk are classified in Industry 5143, and those distributing live poultry are classified in Industry 5144.

SIC 5159 is subdivided in some tables into—

1. Hides, skins, and pelts.
2. Leaf tobacco.
3. Wool, wool tops, and mohair.
4. Cotton.
5. Other farm-product raw materials.

## **Chemicals and allied products (SIC 516)**

**Plastics materials and basic forms and shapes (SIC 5162).** Establishments primarily engaged in the wholesale distribution of plastics materials, and of unsupported plastics film, sheets, sheeting, rods, tubes, and other basic forms and shapes.

**Chemicals and allied products, n.e.c. (SIC 5169).** Establishments primarily engaged in the wholesale distribution of chemicals and allied products, not elsewhere classified,

such as acids, industrial and heavy chemicals, dyestuffs, industrial salts, rosin, and turpentine. Establishments primarily engaged in the wholesale distribution of ammunition are classified in Industry Group 509; those distributing agricultural chemicals and pesticides are classified in Industry 5191; those distributing drugs are classified in Industry 5122; and those distributing pigments, paints, and varnishes are classified in Industry 5198.

SIC 5169 is subdivided in some tables into—

1. Industrial gases, except LP.
2. Other chemicals and allied products.

### **Petroleum and petroleum products (SIC 517)**

This industry group includes establishments primarily engaged in the wholesale distribution of crude petroleum and petroleum products. Included are establishments primarily engaged in the distribution of liquefied petroleum gas. Establishments primarily engaged in the transmission and/or distribution of natural gas are classified in Utilities, Industry Group 492.

**Petroleum bulk stations and terminals (SIC 5171).** Establishments primarily engaged in the wholesale distribution of crude petroleum and petroleum products from bulk liquid storage facilities. These establishments have a bulk liquid storage capacity of 10,000 gallons or more.

SIC 5171 is subdivided in some tables into—

1. Petroleum bulk stations and terminals, except LP.
2. Liquefied petroleum gas bulk stations and terminals.

**Petroleum and petroleum products wholesalers, except bulk stations and terminals (SIC 5172).** Establishments primarily engaged in the wholesale distribution of crude petroleum and petroleum products. These establishments do not have a bulk liquid storage capacity of 10,000 gallons or more. Included are packaged and bottled petroleum products distributors, truck jobbers, and others marketing petroleum and its products at wholesale.

### **Beer, wine, and distilled alcoholic beverages (SIC 518)**

**Beer and ale (SIC 5181).** Establishments primarily engaged in the wholesale distribution of beer, ale, porter, and other fermented malt beverages.

**Wine and distilled alcoholic beverages (SIC 5182).** Establishments primarily engaged in the wholesale distribution of distilled spirits, including neutral spirits and ethyl alcohol used in blended wines and distilled liquors.

SIC 5182 is subdivided in some tables into—

1. Wine and distilled alcoholic beverages—licensed.
2. Wine and distilled alcoholic beverages—State operated.

### **Miscellaneous nondurable goods (SIC 519)**

**Farm supplies (SIC 5191).** Establishments primarily engaged in the wholesale distribution of animal feeds, fertilizers, agricultural chemicals, pesticides, seeds, and other farm supplies, except grains. Establishments primarily engaged in the wholesale distribution of pet food are classified in Industry 5149, and those distributing pet supplies are classified in Industry 5199.

SIC 5191 is subdivided in some tables into—

1. Farm supplies—farm dealers.
2. Farm supplies—wholesale distributors.

**Books, periodicals, and newspapers (SIC 5192).** Establishments primarily engaged in the wholesale distribution of books, periodicals, and newspapers.

**Flowers, nursery stock, and florists' supplies (SIC 5193).** Establishments primarily engaged in the wholesale distribution of flowers, nursery stock, and florists' supplies.

**Tobacco and tobacco products (SIC 5194).** Establishments primarily engaged in the wholesale distribution of tobacco and its products. Leaf tobacco wholesalers are classified in Industry 5159, and establishments primarily engaged in stemming and redrying tobacco are classified in Manufacturing, Industry 2141.

**Paints, varnishes, and supplies (SIC 5198).** Establishments primarily engaged in the wholesale distribution of paints, varnishes, wallpaper, and supplies. Establishments selling to the general public and known as retail in the trade are classified in Retail Trade, Industry 5231.

**Nondurable goods, n.e.c. (SIC 5199).** Establishments primarily engaged in the wholesale distribution of nondurable goods, not elsewhere classified, such as art goods, industrial yarns, textile bags, and bagging and burlap.

SIC 5199 is subdivided in some tables into—

1. Art goods.
2. General merchandise—nondurable.
3. Textile bags and bagging.
4. Specialty advertising (sale of merchandise).
5. Other nondurable goods.

### **TYPE-OF-OPERATION CLASSIFICATIONS**

In addition to being classified by kind of business, each wholesale establishment was classified for the census by type of operation according to the ownership of the business, ownership of the goods sold, or character of the principal transactions. Establishments in wholesale trade are grouped into the following three major types of operation and related subgroups:

**Merchant wholesalers.** Establishments primarily engaged in buying and selling merchandise on their own account. Included here are such types of establishments as wholesale merchants or jobbers, industrial distributors, voluntary group wholesalers, importers, exporters, cash and carry wholesalers, retailer cooperative warehouses, terminal and country grain elevators, farm products assemblers, wholesale cooperative associations, and petroleum bulk plants and terminals operated by nonrefining companies.

*Wholesale distributors and jobbers.* Establishments primarily engaged in buying and selling merchandise in the domestic market not manufactured by the parent company.

*Importers.* Establishments buying and selling goods at wholesale on their own account, whose principal source of purchases was foreign.

*Exporters.* Establishments primarily engaged in purchasing goods in the United States and selling them to foreign customers.

*Terminal grain elevators.* Grain elevators primarily engaged in buying and selling grain received from country grain elevators and grain marketing establishments. They have sizable space for grain storage, and products are received primarily by rail or barge rather than by truck.

*Country grain elevators.* Grain elevators, cooperative or other, buying and receiving grain directly from farmers by truck and selling at wholesale.

*Assemblers of farm products, except country grain elevators.* Establishments primarily engaged in purchasing directly from farmers and assembling and marketing farm products at wholesale.

**Manufacturers' sales branches and offices.** Establishments maintained by manufacturing, refining, and mining companies apart from their plants or mines for marketing their products at wholesale. Branch stores selling to household consumers and individual users are classified in retail trade. Sales branches and offices located at plants and administrative offices are included when separate records are available.

*Manufacturers' sales branches.* A branch with a stock of merchandise for sale. Included are refiner—marketers owned and operated by petroleum refining companies primarily for marketing their products.

*Manufacturers' sales offices.* An office without a stock of merchandise for sale.

**Agents, brokers, and commission merchants.** Establishments whose operators are in business for themselves and are primarily engaged in selling or buying goods for others. Included here are such types of operations as auction companies, import agents, export agents, selling agents, merchandise brokers, and commission merchants. "Sales" as shown in census publications for agents, brokers, and commission merchants represent the gross sales (or purchase) value of the goods in the transactions negotiated.

*Auction companies.* Wholesale establishments primarily engaged in selling merchandise on an agency basis by auction.

*Brokers (representing buyers or sellers).* Wholesale establishments primarily engaged in selling or buying merchandise in the domestic market on a brokerage basis but not receiving the goods on consignment.

*Commission merchants.* Wholesale establishments operating in the domestic market receiving goods for sale on consignment.

*Import agents.* Merchandise agents and brokers in the domestic market buying merchandise from or selling merchandise for foreign firms.

*Export agents.* Merchandise agents and brokers in the domestic market selling to or buying for foreign customers.

*Manufacturers' agents.* Wholesale establishments in the domestic market selling for a limited number of manufacturers on a continuing agency basis.



# Appendix C. Kind-of-Business Titles and Reporting-Form Numbers

[Listed below are wholesale kind-of-business titles and their corresponding reporting-form numbers. Requests for copies of any of these forms, including the inquiries used to classify establishment by kind of business, should be directed to the Services Division, Bureau of the Census, Washington, DC 20233]

SIC code	Title	Standard form CB-	Short form CB-	SIC code	Title	Standard form CB-	Short form CB-
<b>DURABLE GOODS</b>				<b>DURABLE GOODS—Con.</b>			
501	Motor vehicles and motor vehicle parts and supplies:			509	Miscellaneous durable goods:		
5012	Automobiles and other motor vehicles -----	5012	5003	5091	Sporting and recreational goods and supplies -----	5091	5003
5013	Motor vehicle supplies and new parts -----	5013	5003	5092	Toys and hobby goods and supplies -----	5091	5003
5014	Tires and tubes -----	5013	5003	5093	Scrap and waste materials -----	5093	5003
5015	Motor vehicle parts, used -----	5013	5003	5094	Jewelry, watches, precious stones, and precious metals -----	5094	5003
				5099	Durable goods, n.e.c. -----	5099	5003
<b>DURABLE GOODS</b>				<b>NONDURABLE GOODS</b>			
502	Furniture and homefurnishings:			511	Paper and paper products:		
5021	Furniture -----	5020	5001	5111	Printing and writing paper -----	5110	5102
5023	Homefurnishings -----	5020	5001	5112	Stationery and office supplies -----	5110	5102
				5113	Industrial and personal service paper -----	5110	5102
503	Lumber and other construction materials:			512	Drugs, drug proprietaries, and druggists' sundries:		
5031	Lumber, plywood, millwork, and wood panels -----	5030	5001	5122	Drugs, drug proprietaries, and druggists' sundries -----	5122	5102
5032	Brick, stone, and related construction materials -----	5030	5001				
5033	Roofing, siding, and insulation materials -----	5030	5001				
5039	Construction materials, n.e.c. -----	5030	5001	513	Apparel, piece goods, and notions:		
				5131	Piece goods, notions, and other dry goods -----	5131	5102
504	Professional and commercial equipment and supplies:			5136	Men's and boys' clothing and furnishings -----	5136	5102
5043	Photographic equipment and supplies -----	5043	5003	5137	Women's, children's, and infants' clothing and accessories -----	5136	5102
5044	Office equipment -----	5045	5002	5139	Footwear -----	5136	5102
5045	Computers and computer peripheral equipment and software -----	5045	5002				
5046	Commercial equipment, n.e.c. -----	5043	5002	514	Groceries and related products:		
5047	Medical, dental, and hospital equipment and supplies -----	5047	5002	5141	Groceries, general line -----	5141	5101
5048	Ophthalmic goods -----	5047	5002	5142	Packaged frozen foods -----	5142	5101
5049	Professional equipment and supplies, n.e.c. -----	5047	5002	5143	Dairy products, except dried or canned -----	5143	5101
				5144	Poultry and poultry products -----	5144	5101
				5145	Confectionery -----	5145	5101
				5146	Fish and seafoods -----	5146	5101
505	Metals and minerals, except petroleum:			5147	Meats and meat products -----	5147	5101
5051	Metals service centers and offices -----	5051	5003	5148	Fresh fruits and vegetables -----	5148	5101
5052	Coal and other minerals and ores -----	5052	5003	5149	Groceries and related products, n.e.c. -----	5141	5101
				515	Farm-product raw materials:		
506	Electrical goods:			5153	Grain and field beans -----	5150	5103
5063	Electrical apparatus and equipment, wiring supplies, and construction materials -----	5060	5001	5154	Livestock -----	5150	5103
5064	Electrical appliances, television and radio sets -----	5060	5001	5159	Farm-product raw materials, n.e.c. -----	5150	5103
5065	Electronic parts and equipment, n.e.c. -----	5060	5001	516	Chemicals and allied products:		
				5162	Plastics materials and basic forms and shapes -----	5160	5102
				5169	Chemicals and allied products, n.e.c. -----	5160	5102
507	Hardware, and plumbing and heating equipment and supplies:			517	Petroleum and petroleum products:		
5072	Hardware -----	5070	5001	5171	Petroleum bulk stations and terminals -----	5170	1NA
5074	Plumbing and heating equipment and supplies (hydronics) -----	5070	5001	5172	Petroleum and petroleum products wholesalers, except bulk stations and terminals -----	5170	1NA
5075	Warm air heating and air-conditioning equipment and supplies -----	5070	5001				
5078	Refrigeration equipment and supplies -----	5070	5001	518	Beer, wine, and distilled alcoholic beverages:		
				5181	Beer and ale -----	5180	5103
				5182	Wine and distilled alcoholic beverages -----	5180	5103
508	Machinery, equipment, and supplies:			519	Miscellaneous nondurable goods:		
5082	Construction and mining (except petroleum) machinery and equipment -----	5082	5002	5191	Farm supplies -----	5191	5102
5083	Farm and garden machinery and equipment -----	5083	5002	5192	Books, periodicals, and newspapers -----	5192	5102
5084	Industrial machinery and equipment -----	5084	5002	5193	Flowers, nursery stock, and florists' supplies -----	5192	5102
5085	Industrial supplies -----	5085	5002	5194	Tobacco and tobacco products -----	5194	5102
5087	Service establishment equipment and supplies -----	5087	5002	5198	Paints, varnishes, and supplies -----	5198	5102
5088	Transportation equipment and supplies, except motor vehicles -----	5088	5002	5199	Nondurable goods, n.e.c. -----	5199	5102

<sup>1</sup>Petroleum wholesalers were all sent form CB-5170.

## Appendix D. Metropolitan Areas

---

(Titles and definitions shown for MSA's, CMSA's, and PMSA's are those established by the Office of Management and Budget, as of June 30, 1993)

### **NORTH DAKOTA**

#### **Bismarck, ND MSA**

Burleigh County, ND

Morton County, ND

#### **Fargo-Moorhead, ND-MN MSA**

Clay County, MN

Cass County, ND

#### **Grand Forks, ND-MN MSA**

Polk County, MN

Grand Forks County, ND



# Appendix E.

## Percent of Sales Data Based on Administrative Records and Estimation for the State: 1992

[For meaning of abbreviations and symbols and for more information on reliability of data, see introductory text. For explanation of terms and comparability of 1987 and 1992 censuses, see appendix A.]

SIC code	Kind of business	Percent of sales† —		SIC code	Kind of business	Percent of sales‡ —	
		From administrative records <sup>1</sup>	Estimated <sup>2</sup>			From administrative records <sup>1</sup>	Estimated <sup>2</sup>
	<b>Wholesale trade</b> .....	<b>3.7</b>	<b>5.4</b>		<b>Wholesale trade —Con.</b>		
<b>50</b>	<b>Durable goods</b> .....	<b>3.9</b>	<b>4.0</b>	<b>50</b>	<b>Durable goods —Con.</b>		
				509	Miscellaneous durable goods .....	(D)	(D)
				5091	Sporting and recreational goods and supplies .....	6.8	—
				5092	Toys and hobby goods and supplies .....	8.1	.9
501	Motor vehicles and motor vehicle parts and supplies .....	4.3	2.2	5093	Scrap and waste materials .....	6.1	56.3
5012	Automobiles and other motor vehicles .....	3.7	.5	5094	Jewelry, watches, precious stones, and precious metals .....	—	—
5013	Motor vehicle supplies and new parts .....	6.0	2.5	5099	Durable goods, n.e.c. .....	(D)	(D)
5014	Tires and tubes .....	—	5.6				
5015	Motor vehicle parts, used .....	22.8	8.6	<b>51</b>	<b>Nondurable goods</b> .....	<b>3.7</b>	<b>6.0</b>
502	Furniture and home furnishings .....	(D)	(D)	511	Paper and paper products .....	.2	9.9
5021	Furniture .....	(D)	(D)	5111	Printing and writing paper .....	—	—
5023	Home furnishings .....	(D)	(D)	5112	Stationery and office supplies .....	—	.3
				5113	Industrial and personal service paper .....	.3	16.2
503	Lumber and other construction materials .....	1.7	2.3				
5031	Lumber, plywood, millwork, and wood panels .....	2.5	.3	512	Drugs, drug proprietaries, and druggists' sundries .....	(D)	(D)
5032	Brick, stone, and related construction materials .....	.5	12.4	5122	Drugs, drug proprietaries, and druggists' sundries .....	(D)	(D)
5033	Roofing, siding, and insulation materials .....	(D)	(D)	513	Apparel, piece goods, and notions .....	(D)	(D)
5039	Construction materials, n.e.c. .....	(D)	(D)	5131	Piece goods, notions, and other dry goods .....	—	—
504	Professional and commercial equipment and supplies .....	2.5	7.5	5136	Men's and boys' clothing and furnishings .....	(D)	(D)
5043	Photographic equipment and supplies .....	(D)	(D)	5137	Women's, children's, and infants' clothing and accessories .....	(D)	(D)
5044	Office equipment .....	6.8	5.6	5139	Footwear .....	(D)	(D)
5045	Computers and computer peripheral equipment and software .....	.2	16.0	514	Groceries and related products .....	.8	2.0
5046	Commercial equipment, n.e.c. .....	12.0	(D)	5141	Groceries, general line .....	—	—
5047	Medical, dental, and hospital equipment and supplies .....	(D)	(D)	5142	Packaged frozen foods .....	(D)	(D)
5048	Ophthalmic goods .....	1.1	—	5143	Dairy products, except dried or canned .....	4.9	—
5049	Professional equipment and supplies, n.e.c. .....	(D)	(D)	5144	Poultry and poultry products .....	(D)	(D)
				5145	Confectionery .....	(D)	(D)
505	Metals and minerals, except petroleum .....	10.6	—	5146	Fish and seafoods .....	(D)	(D)
5051	Metals service centers and offices .....	(D)	(D)	5147	Meats and meat products .....	(D)	(D)
5052	Coal and other minerals and ores .....	(D)	(D)	5148	Fresh fruits and vegetables .....	9.4	23.7
				5149	Groceries and related products, n.e.c. .....	.1	2.5
506	Electrical goods .....	2.7	4.2	515	Farm-product raw materials .....	5.1	7.9
5063	Electrical apparatus and equipment, wiring supplies, and construction materials .....	—	.5	5153	Grain and field beans .....	5.3	5.5
5064	Electrical appliances, television and radio sets .....	1.9	.7	5154	Livestock .....	(D)	(D)
5065	Electronic parts and equipment, n.e.c. .....	3.2	25.8	5159	Farm-product raw materials, n.e.c. .....	(D)	(D)
507	Hardware, and plumbing and heating equipment and supplies .....	3.4	.8	516	Chemicals and allied products .....	2.1	14.3
5072	Hardware .....	4.2	3.9	5162	Plastics materials and basic forms and shapes .....	—	—
5074	Plumbing and heating equipment and supplies (hydronics) .....	—	—	5169	Chemicals and allied products, n.e.c. .....	2.2	15.1
5075	Warm air heating and air-conditioning equipment and supplies .....	3.4	—	517	Petroleum and petroleum products .....	5.1	4.4
5078	Refrigeration equipment and supplies .....	7.1	—	5171	Petroleum bulk stations and terminals .....	5.3	5.0
				5172	Petroleum and petroleum products wholesalers, except bulk stations and terminals .....	3.7	1.1
508	Machinery, equipment, and supplies .....	4.8	3.3	518	Beer, wine, and distilled alcoholic beverages .....	—	—
5082	Construction and mining (except petroleum) machinery and equipment .....	1.9	.1	5181	Beer and ale .....	(D)	(D)
5083	Farm and garden machinery and equipment .....	6.3	2.1	5182	Wine and distilled alcoholic beverages .....	(D)	(D)
5084	Industrial machinery and equipment .....	1.3	13.5	519	Miscellaneous nondurable goods .....	4.0	8.8
5085	Industrial supplies .....	2.0	4.3	5191	Farm supplies .....	4.1	10.5
5087	Service establishment equipment and supplies .....	.8	—	5192	Books, periodicals, and newspapers .....	1.5	3.2
5088	Transportation equipment and supplies, except motor vehicles .....	40.7	4.2	5193	Flowers, nursery stock, and florists' supplies .....	(D)	(D)
				5194	Tobacco and tobacco products .....	—	—
				5198	Paints, varnishes, and supplies .....	(D)	(D)
				5199	Nondurable goods, n.e.c. .....	(D)	(D)

<sup>1</sup>Includes sales information obtained from administrative records of other Federal agencies.

<sup>2</sup>Includes sales information which was imputed based on historic company ratios or administrative records, or on industry averages.

## Appendix F. Geographic Notes

---

### **NORTH DAKOTA**

There are no geographic notes for the State of North Dakota.

# Appendix G.

## Establishments in Business Any Time During Year and Establishments in Business at End of Year for the State: 1992 and 1987

[For meaning of abbreviations and symbols, see introductory text. For explanation of terms and comparability of 1987 and 1992 censuses, see appendix A]

SIC code	Kind of business	Establishments in business —			
		Any time during year		At end of year	
		1992	1987	1992	1987
	<b>Wholesale trade</b> .....	<b>2 086</b>	<b>2 049</b>	<b>1 978</b>	<b>1 959</b>
<b>50</b>	<b>Durable goods</b> .....	<b>973</b>	<b>947</b>	<b>926</b>	<b>899</b>
501	Motor vehicles and automotive parts and supplies .....	215	200	205	191
5012	Automobiles and other motor vehicles .....	40	35	38	34
5013	Motor vehicle supplies and new parts .....	127	131	124	123
5014	Tires and tubes .....	26	13	26	13
5015	Motor vehicle parts, used .....	22	21	17	21
502	Furniture and homefurnishings .....	14	13	11	13
5021	Furniture .....	8	7	8	7
5023	Homefurnishings .....	6	6	3	6
503	Lumber and other construction materials .....	62	56	59	50
5031	Lumber, plywood, millwork, and wood panels .....	19	20	18	19
5032	Brick, stone, and related construction materials .....	16	14	16	11
5033	Roofing, siding, and insulation materials .....	10	5	9	5
5039	Construction materials, n.e.c. ....	17	17	16	15
504	Professional and commercial equipment and supplies .....	103	102	99	99
5043	Photographic equipment and supplies .....	1	1	1	1
5044	Office equipment .....	28	31	28	29
5045	Computers and computer peripheral equipment and software .....	36	31	33	30
5046	Commercial equipment, n.e.c. ....	8	16	8	16
5047	Medical, dental, and hospital equipment and supplies .....	13	9	13	9
5048	Ophthalmic goods .....	9	8	8	8
5049	Professional equipment and supplies, n.e.c. ....	8	6	8	6
505	Metals and minerals, except petroleum .....	5	8	5	8
5051	Metals service centers and offices .....	4	7	4	7
5052	Coal and other minerals and ores .....	1	1	1	1
506	Electrical goods .....	69	51	64	49
5063	Electrical apparatus and equipment, wiring supplies, and construction materials .....	37	35	36	34
5064	Electrical appliances, television and radio sets .....	5	4	4	4
5065	Electronic parts and equipment, n.e.c. ....	27	12	24	11
507	Hardware, and plumbing and heating equipment and supplies .....	51	48	48	45
5072	Hardware .....	18	11	17	10
5074	Plumbing and heating equipment and supplies (hydronics) .....	19	24	19	23
5075	Warm air heating and air-conditioning equipment and supplies .....	10	9	8	9
5078	Refrigeration equipment and supplies .....	4	4	4	3
508	Machinery, equipment, and supplies .....	390	431	373	406
5082	Construction and mining (except petroleum) machinery and equipment .....	22	19	21	19
5083	Farm and garden machinery and equipment .....	230	283	222	265
5084	Industrial machinery and equipment .....	82	78	79	75
5085	Industrial supplies .....	24	21	20	19
5087	Service establishment equipment and supplies .....	28	28	27	26
5088	Transportation equipment and supplies, except motor vehicles .....	4	2	4	2
509	Miscellaneous durable goods .....	64	38	62	38
5091	Sporting and recreational goods and supplies .....	10	6	10	6
5092	Toys and hobby goods and supplies .....	9	6	9	6
5093	Scrap and waste materials .....	27	17	25	17
5094	Jewelry, watches, precious stones, and precious metals .....	7	3	7	3
5099	Durable goods, n.e.c. ....	11	6	11	6
<b>51</b>	<b>Nondurable goods</b> .....	<b>1 113</b>	<b>1 102</b>	<b>1 052</b>	<b>1 060</b>
511	Paper and paper products .....	43	28	41	28
5111	Printing and writing paper .....	7	2	7	2
5112	Stationery and office supplies .....	25	18	24	18
5113	Industrial and personal service paper .....	11	8	10	8
512	Drugs, drug proprietaries, and druggists sundries .....	10	4	10	4
5122	Drugs, drug proprietaries, and druggists sundries .....	10	4	10	4
513	Apparel, piece goods, and notions .....	7	2	7	2
5131	Piece goods, notions, and other dry goods .....	—	—	—	—
5136	Men's and boys' clothing and furnishings .....	3	—	3	—
5137	Women's, children's, and infants' clothing and accessories .....	3	1	3	1
5139	Footwear .....	1	1	1	1

SIC code	Kind of business	Establishments in business —			
		Any time during year		At end of year	
		1992	1987	1992	1987
<b>51</b>	<b>Nondurable goods — Con.</b>				
514	Groceries and related products .....	119	129	112	125
5141	Groceries, general line .....	16	20	16	19
5142	Packaged frozen foods .....	4	10	4	10
5143	Dairy products, except dried or canned .....	25	25	24	25
5144	Poultry and poultry products .....	1	2	—	2
5145	Confectionery .....	9	8	8	8
5146	Fish and seafoods .....	1	—	1	—
5147	Meats and meat products .....	2	9	2	9
5148	Fresh fruits and vegetables .....	27	28	23	27
5149	Groceries and related products, n.e.c. ....	34	27	34	25
515	Farm-product raw materials .....	400	456	378	439
5153	Grain and field beans .....	363	412	343	398
5154	Livestock .....	32	35	30	32
5159	Farm-product raw materials, n.e.c. ....	5	9	5	9
516	Chemicals and allied products .....	40	44	35	39
5162	Plastics materials and basic forms and shapes .....	4	3	4	2
5169	Chemicals and allied products, n.e.c. ....	36	41	31	37
517	Petroleum and petroleum products .....	247	225	236	217
5171	Petroleum bulk stations and terminals .....	222	206	211	200
5172	Petroleum and petroleum products wholesalers, except bulk stations and terminals .....	25	19	25	17
518	Beer, wine, and distilled alcoholic beverages .....	29	27	29	27
5181	Beer and ale .....	24	22	24	22
5182	Wine and distilled alcoholic beverages .....	5	5	5	5
519	Miscellaneous nondurable goods .....	218	187	204	179
5191	Farm supplies .....	161	140	150	133
5192	Books, periodicals, and newspapers .....	13	9	12	9
5193	Flowers, nursery stock, and florists' supplies .....	7	3	7	3
5194	Tobacco and tobacco products .....	11	9	11	9
5198	Paints, varnishes and supplies .....	6	10	6	9
5199	Nondurable goods, n.e.c. ....	20	16	18	16

# Publication Program

## 1992 CENSUS OF WHOLESALE TRADE

Publications of the 1992 Census of Wholesale Trade, containing data on wholesale trade establishments with payroll in the United States, are described below. Publications order forms for specific reports may be obtained from any Department of Commerce district office or from Data User Services Division, Customer Services, Bureau of the Census, Washington, DC 20233-8300. The first results were issued in press releases. Final detailed statistics are issued in separate paperbound reports and compact disc-read only memory (CD-ROM).

### Final Reports

#### Geographic area series—52 reports (WC92-A-1 to -52)

A separate paperbound report containing data for establishments with payroll is published for each State, the District of Columbia, and the United States. Each report presents general statistics for establishments with payroll, on number of establishments, sales, payroll, employment, operating expenses, and inventories. At the State level, data also are presented separately for the following types of wholesale operations: merchant wholesalers; manufacturers' sales branches and offices; and agents, brokers, and commission merchants. Less type-of-operation detail is shown below the State level. For States, MA's, and counties and places with 200 wholesale establishments or more, statistics are presented by kind of business. Greater kind-of-business detail is shown for larger areas. In addition, data are shown for all places with 2,500 inhabitants or more and all counties (with no kind-of-business detail). For each State, the District of Columbia, and the United States, 1992 data are provided on sales and employees per establishment, sales and payroll per employee, payroll as a percent of operating expenses, and operating expenses and end-of-year inventories as percentages of sales. Comparative statistics showing percent changes in sales and payroll between 1987 and 1992 also are shown by kind of business.

#### Subject series—4 reports (WC92-S-1 to -4)

The *Establishment and Firm Size* report (WC92-S-1) presents data for establishments with payroll, based on size of establishment, size of company or firm, and legal form of organization. Establishment statistics are presented by sales size and by employment size; statistics for firms by sales size (including concentration by largest firms), by employment size, and by number of establishments operated (single units and multiunits). Statistics are presented by kind of business on the number of establishments, sales, payroll, and employment for the United States.

The *Measures of Value Produced, Capital Expenditures, Depreciable Assets, and Operating Expenses* report (WC92-S-2) presents data on measures of value produced, capital expenditures, depreciable assets, and operating expenses for firms with payroll

for the United States by major kinds of business. Measures of value produced include gross margin, value added, and net income produced at market prices and factor costs. Operating expenses include annual payroll, supplemental labor costs, purchased services, etc. Sales, purchases, and beginning and ending inventories data also are provided.

The *Commodity Line Sales* report (WC92-S-3) presents data on major categories of commodities sold by wholesale kinds of business for the United States. Data for 15 selected MA's and 15 selected States will be available on electronic media only. Tables present data for each kind of business and show, for each commodity line, the number of establishments handling the line and their sales of the line; the percentage of total sales of the kind of business accounted for by each of the lines carried; and, for establishments actually handling a specific line, the percentage of total sales represented by sales of that line. Summary statistics also are provided for the broad commodity line categories, including counts of establishments and the amount and percentage of the line sold by various kinds of wholesale businesses.

The *Miscellaneous Subjects* report (WC92-S-4) contains data by kind of business on employment by principal activity; sales by class of customer; inventory valuation methods; commissions and gross selling value of business conducted for others by agents and brokers; gross margins, gross profits, and their components; and on petroleum bulk stations and terminals. Data are presented for the United States as a whole; for petroleum bulk stations and terminals, States, and counties.

### Electronic Media

All data included in the printed reports are available on CD-ROM. The CD-ROM's provide the same information found in the final reports as well as additional information not published in the final reports, such as commodity line sales data for States (WC92-S-3). Electronic media products are available for users who wish to summarize, rearrange, or process large amounts of data. These products, with corresponding technical documentation, are sold by Data User Services Division, Customer Services, Bureau of the Census, Washington, DC 20233-8300.

## OTHER ECONOMIC CENSUS REPORTS

Data on retail trade, service industries, transportation, communications, utilities, financial, insurance, real estate, construction industries, manufactures, mineral industries, enterprise statistics, minority-owned business enterprises, and women-owned businesses also are available from the 1992 Economic Census. A separate series of reports covers the census of outlying areas: Puerto Rico, Virgin Islands of the United States, Guam, and the Northern Marianas. Separate announcements describing these reports are available free of charge from Data User Services Division, Customer Services, Bureau of the Census, Washington, DC 20233-8300.