


1992

Census of Wholesale Trade

WC92-A-32

GEOGRAPHIC AREA SERIES

New Mexico



Acknowledgments

Many persons participated in the various activities of the 1992 Census of Wholesale Trade. The overall planning and review of the census operations were performed by the Economic Census Staff of the Economic Planning and Coordination Division.

This report was prepared in the Services Division. **Bobby E. Russell**, Assistant Chief for Census Programs, was responsible for the overall planning, management, and coordination of the census of wholesale trade. Planning and implementation were under the direction of **John R. Trimble**, Chief, Wholesale Census Branch, with primary staff assistance by **Steven L. Barron**, **John L. Vignali**, **Gary E. Swenson**, **Scott P. Handmaker**, **Daniel C. Collier**, **Barbara A. Collier**, **Cary L. Fletcher**, **Dennis R. Johnson**, and **Karen K. Sigmon**.

Systems and procedures for mailout, receipt, correspondence, data input, industry classification, other clerical processing, administrative record processing, quality control, and the associated electronic computer programs, were developed in the Economic Planning and Coordination Division.

Mailout preparation and receipt operations, clerical and analytical review activities, data keying, and geocoding review were performed by the staff of the Data Preparation Division, **Judith N. Petty**, Chief.

Geographic coding procedures and associated computer programs were developed by the staff of the Geography Division.

The computer processing systems were developed and coordinated in the Economic Statistical Methods and Programming Division, **Charles P. Pautler, Jr.**, Chief. **H. Ray Dennis**, Assistant Chief for Business Programs, was responsible for the design and implementation of the computer systems. The computer programs were prepared under the supervision of **Steven G. McCraith**, Chief, Utilities and Financial Census Branch, and **William C. Wester**, Chief, Business Census Branch, assisted by **Dennis P. Kelly**, **Barbara L. Lambert**, **Josephine S. McLaughlin**, **William D. McClain**, **David Wang**, and **David L. Sipes**.

Computer processing was performed in the Computer Services Division, **Marvin D. Raines**, Chief.

The staff of the Administrative and Publications Services Division, **Walter C. Odom**, Chief, performed planning, design, composition, editorial review, and printing planning and procurement for publications and report forms. **Gladys Rea** provided publication coordination and editing.

Special acknowledgment is also due the many businesses whose cooperation has contributed to the publication of these data.

If you have any questions concerning the statistics in this report, call 301-763-5281.

1992 Census of Wholesale Trade

WC92-A-32

GEOGRAPHIC AREA SERIES

New Mexico

+



+



U.S. Department of Commerce
Ronald H. Brown, Secretary
David J. Barram, Deputy Secretary

Economics and Statistics Administration
Everett M. Ehrlich, Under Secretary
for Economic Affairs

BUREAU OF THE CENSUS
Harry A. Scarr, Acting Director



**Economics and Statistics
Administration**

Everett M. Ehrlich, Under Secretary
for Economic Affairs



BUREAU OF THE CENSUS

Harry A. Scarr, Acting Director

Paula J. Schneider, Principal Associate
Director for Programs

Charles A. Waite, Associate Director for
Economic Programs

Thomas L. Mesenbourg, Assistant Director for
Economic Programs

ECONOMIC PLANNING AND COORDINATION DIVISION

Thomas L. Mesenbourg, Acting Chief

SERVICES DIVISION

Thomas L. Mesenbourg, Acting Chief

Introduction to the Economic Census

PURPOSES AND USES OF THE ECONOMIC CENSUS

The economic census is the major source of facts about the structure and functioning of the Nation's economy. It provides essential information for government, business, industry, and the general public.

The economic census furnishes an important part of the framework for such composite measures as the gross domestic product, input/output measures, production and price indexes, and other statistical series that measure short-term changes in economic conditions.

Policymaking agencies of the Federal Government use the data, especially in monitoring economic activity and providing assistance to business.

State and local governments use the data to assess business activities and tax bases within their jurisdictions and to develop programs to attract business.

Trade associations study trends in their own and competing industries and keep their members informed of market changes.

Individual businesses use the data to locate potential markets and to analyze their own production and sales performance relative to industry or area averages.

AUTHORITY AND SCOPE

Title 13 of the United States Code (sections 131, 191, and 224) directs the Census Bureau to take the economic census every 5 years, covering years ending in 2 and 7. The 1992 Economic Census consists of the following eight censuses:

- Census of Retail Trade
- Census of Wholesale Trade
- Census of Service Industries
- Census of Financial, Insurance, and Real Estate Industries
- Census of Transportation, Communications, and Utilities
- Census of Manufactures
- Census of Mineral Industries
- Census of Construction Industries

Special programs also cover enterprise statistics and minority-owned and women-owned businesses. (The 1992 Census of Agriculture and 1992 Census of Governments are conducted separately.) The next economic census is scheduled to be taken in 1998 covering the year 1997.

AVAILABILITY OF THE DATA

The results of the economic census are available in printed reports for sale by the U.S. Government Printing Office and on compact discs for sale by the Census Bureau. Order forms for all types of products are available on request from Customer Services, Bureau of the Census, Washington, DC 20233-8300. A more complete description of publications being issued from this census is on the inside back cover of this document.

Census facts are also widely disseminated by trade associations, business journals, and newspapers. Volumes containing census statistics are available in most major public and college libraries. Finally, State data centers in every State as well as business and industry data centers in many States also supply economic census statistics.

WHAT'S NEW IN 1992

The 1992 Economic Census covers more of the economy than any previous census. New for 1992 are data on communications, utilities, finance, insurance, and real estate, as well as coverage of more transportation industries. The economic, agriculture, and governments censuses now collectively cover nearly 98 percent of all economic activity.

Among other changes, new 1992 definitions affect the boundaries of about a third of all metropolitan areas. Also, the Survey of Women-Owned Businesses has now been expanded to include all corporations.

HISTORICAL INFORMATION

The economic census has been taken as an integrated program at 5-year intervals since 1967 and before that for 1963, 1958, and 1954. Prior to that time, the individual subcomponents of the economic census were taken separately at varying intervals.

The economic census traces its beginnings to the 1810 Decennial Census, when questions on manufacturing were included with those for population. Coverage of economic activities was expanded for 1840 and subsequent censuses to include mining and some commercial activities. In 1902, Congress established a permanent Census Bureau and directed that a census of manufactures be taken every 5 years. The 1905 Manufactures Census was the first time a census was taken apart from the regular every-10-year population census.

The first census of business was taken in 1930, covering 1929. Initially it covered retail and wholesale trade and construction industries, but it was broadened in 1933 to include some of the service trades.

The 1954 Economic Census was the first census to be fully integrated—providing comparable census data across economic sectors, using consistent time periods, concepts, definitions, classifications, and reporting units. It was the first census to be taken by mail, using lists of firms provided by the administrative records of other Federal agencies. Since 1963, administrative records also have been used to provide basic statistics for very small firms, reducing or eliminating the need to send them census questionnaires. The Enterprise Statistics Program, which publishes combined data from the economic census, was made possible with the implementation of the integrated census program in 1954.

The range of industries covered in the economic censuses has continued to expand. The census of construction industries began on a regular basis in 1967, and the scope of service industries was broadened in 1967, 1977, and 1987. The census of transportation began in 1963 as a set of surveys covering travel, transportation of commodities, and trucks, but expanded in 1987 to cover business establishments in several transportation industries. For 1992, these statistics are incorporated into a broadened census of transportation, communications, and utilities. Also new for 1992 is the census of financial, insurance, and real estate industries. This is part of a gradual expansion in coverage of industries previously subjected to government regulation.

The Survey of Minority-Owned Business Enterprises was first conducted as a special project in 1969 and was incorporated into the economic census in 1972 along with the Survey of Women-Owned Businesses.

An economic census has also been taken in Puerto Rico since 1909, in the Virgin Islands of the United States and Guam since 1958, and in the Commonwealth of the Northern Mariana Islands since 1982.

Statistical reports from the 1987 and earlier censuses provide historical figures for the study of long-term time series and are available in some large libraries. All of the census data published since 1967 are still available for sale on microfiche from the Census Bureau.

AVAILABILITY OF MORE FREQUENT ECONOMIC DATA

While the census provides complete enumerations every 5 years, there are many needs for more frequent data as well. The Census Bureau conducts a number of monthly, quarterly, and annual surveys, with the results appearing in publication series such as Current Business Reports (retail and wholesale trade and service industries), the Annual Survey of Manufactures, Current Industrial Reports, and the Quarterly Financial Report. Most of these surveys, while providing more frequent observations, yield less kind-of-business and geographic detail than the census. The County Business Patterns program offers annual statistics on the number of establishments, employment, and payroll classified by industry within each county.

SOURCES FOR MORE INFORMATION

More information about the scope, coverage, classification system, data items, and publications for each of the economic censuses and related surveys is published in the *Guide to the 1992 Economic Census and Related Statistics*. More information on the methodology, procedures, and history of the census will be published in the *History of the 1992 Economic Census*. Contact Customer Services for information on availability.

Census of Wholesale Trade

GENERAL

The 1992 Census of Wholesale Trade, part of the 1992 Economic Census, covered wholesale trade as defined in the *Standard Industrial Classification (SIC) Manual*.¹ It included all establishments with one or more paid employees primarily engaged in selling merchandise to retailers; other wholesalers; or industrial, commercial, institutional, farm, or professional users. Companies selling products to which they have title, as well as those acting as agents or brokers in buying or selling merchandise to others, are included. The census excluded governmental organizations classified in the covered industries except for wholesale liquor establishments operated by State and local governments.

The basic tabulations in this report do not include data for establishments which are "auxiliary" (primary function is providing a service, such as warehouses) to other establishments within the same organization. Data for auxiliaries are presented in a subsequent report issued as part of the 1992 Enterprise Statistics reports.

Wholesale firms without employees are excluded from the census. In the census of retail trade, the sales of firms with no paid employees are derived from administrative records of other Federal agencies rather than from a direct canvass. These sources proved impractical for wholesale firms without paid employees. In the census of wholesale trade, the sales value is the gross volume of business conducted. Firms which operated wholly or partly on a commission basis must provide both the gross volume of business conducted and commission receipts on census forms. Agents and brokers do not report to other Federal agencies the gross selling value of goods. Moreover, administrative records make no distinction between commission receipts and sales of products by wholesalers.

Appendix A gives a more detailed explanation of census coverage and methodology.

CENSUS DISCLOSURE RULES

In accordance with Federal law governing census reports, no data are published that would disclose the operations of an individual establishment or business. However, the number of establishments in a kind-of-business

classification is not considered a disclosure, therefore, this information may be released even though other information is withheld.

GEOGRAPHIC AREAS COVERED

This report series presents data for the following areas:

1. The United States as a whole.
2. Each State and the District of Columbia
3. Each consolidated metropolitan statistical area (CMSA) and primary metropolitan statistical area (PMSA) defined by the Office of Management and Budget (OMB) as of June 30, 1993. A CMSA is an area used to facilitate the presentation and analysis of data for large concentrations of metropolitan populations. It includes two or more contiguous PMSA's which have a population of at least 1,000,000² and which meet specific criteria of urban character and of social and economic integration.
4. Each metropolitan statistical area (MSA) defined by the OMB as of June 30, 1993. An MSA is an integrated economic and social unit with a population nucleus of at least 50,000 inhabitants.² Each MSA consists of one or more counties meeting standards of metropolitan character; in New England, cities and towns rather than counties are the component geographic units.
5. The area within the State outside metropolitan areas (MA's).
6. Each county or county equivalent.³ Counties are the primary divisions of States, except in Louisiana where they are called parishes and in Alaska where they are called boroughs and census areas. Maryland, Missouri, Nevada, and Virginia have one place or more that is independent of any county organization and constitutes primary divisions of their States. These places are treated as counties and as places.
7. Each consolidated city.³ Consolidated cities are consolidated governments which consists of separately incorporated municipalities.
8. Each municipality of 2,500 inhabitants or more incorporated as a city, borough, village, or town.^{2 3}

¹*Standard Industrial Classification Manual: 1987*. For sale by Superintendent of Documents, U.S. Government Printing Office, Washington, DC 20402. Stock No. 041-001-00314-2.

²According to 1990 Census of Population or subsequent special census.

³Those defined as of January 1, 1992.

For the economic census, boroughs and census areas in Alaska, and boroughs in New York, are not included in this category.

9. Special economic urban areas (SEUA's), which include townships in Michigan, New Jersey, and Pennsylvania and towns in New York, Wisconsin, and the six New England States with 10,000 inhabitants or more.⁴

DOLLAR VALUES

All dollar values presented in this report are expressed in current dollars, i.e., 1992 data are expressed in 1992 dollars and 1987 data in 1987 dollars. Consequently, when making comparisons to prior years, users of the data should consider the inflation that has occurred

RELIABILITY OF DATA

All data compiled in this report originated from either census questionnaires or administrative records of other Federal agencies and, therefore, are not subject to sampling errors. However, the data are subject to nonsampling errors. Nonsampling errors can be attributed to many sources: inability to identify all cases in the actual universe; definition and classification difficulties; differences in the interpretation of questions; errors in recording or coding the data obtained; and other errors of collection, response, coverage, and estimation for missing or misreported data.

The accuracy of these tabulated data is determined by the joint effects of the various nonsampling errors. No direct measurement of these effects has been obtained except for estimation for missing or misreported data; however, precautionary steps were taken in all phases of the collection, processing, and tabulation of the data in an effort to minimize the effects of nonsampling errors.

The Census Bureau obtains on computer tape limited information extracted from administrative records of other Federal agencies. This information is used in conjunction with other information available to the Census Bureau to develop estimates for nonemployers, small employers, and other establishments for which responses were not received in time for publication. For an indication of the extent that data included in these reports were obtained from the administrative records of other Federal agencies and from estimation, rather than reports directly from respondents, see appendix E. Also, see appendix A for a more detailed explanation of census coverage and methodology.

SPECIAL TABULATIONS

Special tabulations of data collected in the 1992 Census of Wholesale Trade may be obtained, depending on availability of time and personnel, on diskette, computer tape,

⁴According to 1990 Census of Population or subsequent special census.

or in tabular form. The data will be in summary form and subject to the same rules prohibiting disclosure of confidential information (including name, address, kind of business, or other data for individual business establishments or companies) as are the regular publications.

Special tabulations are prepared on a cost basis. A request for a cost estimate, as well as exact specifications on the type and format of the data to be provided, should be directed to the Chief, Services Division, Bureau of the Census, Washington, DC 20233.

To discuss a special tabulation before submitting specifications, call 1-800-541-8345.

ABBREVIATIONS AND SYMBOLS

The following abbreviations and symbols are used in this publication:

–	Represents zero.
(D)	Withheld to avoid disclosing data for individual companies; data are included in broader kind-of-business totals.
(IC)	Independent city.
(NA)	Not available.
(NC)	Not comparable.
(X)	Not applicable.
CMSA	Consolidated metropolitan statistical area.
MA	Metropolitan area.
MSA	Metropolitan statistical area.
n.e.c.	Not elsewhere classified.
PMSA	Primary metropolitan statistical area.
pt.	Part.
r	Revised.
SEUA	Standard economic urban area.
SIC	Standard Industrial Classification.

The following symbols are used in this publication to show employment size ranges for employment data that has been withheld to avoid disclosing data for individual companies (employment size range codes are provided for the first time in the 1992 Economic Census):

Symbol	Employment size
AA	0—19
BB	20—99
CC	100—249
EE	250—499
FF	500—999
GG	1,000—2,499
HH	2,500—4,999
II	5,000—9,999
JJ	10,000—24,999
KK	25,000—49,999
LL	50,000—99,999
MM	100,000 or more

Users' Guide for Locating Statistics in This Report by Table Number

Information shown in tables	Table									
	1	2	3	4	5	6	7	8	9	10
GEOGRAPHIC AREAS										
The State	X	X	X						X	X
Metropolitan Areas (MA's) in the State.....							X			
Area of the State not in any MA								X		
Counties in the State				X						X
Places in the State				² X	¹ X	¹ X			² X	
DATA ITEMS³										
Establishments.....	X		X	⁴ X	⁴ X	⁴ X	⁴ X	⁴ X		
Sales	X		X	⁴ X	⁴ X	⁴ X	⁴ X	⁴ X	X	X
Annual payroll	X		X	⁴ X	⁴ X	⁴ X	⁴ X	⁴ X		
First-quarter payroll.....	X									
Paid employees for pay period including March 12, 1992	X		X	⁵ X	⁵ X	⁵ X	⁵ X	⁵ X		
Inventories	X									
Operating expenses	X									
Sales per establishment.....		X								
Sales per employee		X								
Annual payroll per employee.....		X								
Annual payroll as a percent of operating expenses.....		X								
Employees per establishment.....		X								
Operating expenses as a percent of sales		X								
End-of-year inventories as a percent of sales....		X								
1987 to 1992 comparative statistics (sales, payroll, etc.).....			X							
Counties ranked by volume of sales										X
Places ranked by volume of sales.....									² X	

¹Includes areas with 200 wholesale establishments or more.

²Includes places with 2,500 inhabitants or more, according to the 1990 Census of Population.

³See Explanation of Terms, appendix A.

⁴Manufacturers' sales branches and offices, and agents, brokers, and commission merchants are combined and displayed as "other types of operation."

⁵Presented for total and merchant wholesalers only.

Users' Guide for Locating Statistics in the 1992 Census of Wholesale Trade Reports

Report and geographic area	Information shown in reports by kind of business or industry category										
	Number of establishments	Sales (\$1,000)	Payroll (\$1,000)	Number of employees	Inventories (\$1,000)	Operating expenses (\$1,000)	Commodity line sales (\$1,000)	Sales size and employment size ¹	Legal form of organization	Petroleum bulk stations and terminals	Selected topics
GEOGRAPHIC AREA SERIES											
United States	X	X	X	X	X	X	X				
State	X	X	X	X	X	X	X				
MA	X	X	X	X	X						
County	X	X	X	X	X						
Place	X	X	X	X	X						
ESTABLISHMENT AND FIRM SIZE (INCLUDING LEGAL FORM OF ORGANIZATION)											
United States	X	X	² X	² X	² X	² X		X	X		
MEASURES OF VALUE PRODUCED, CAPITAL EXPENDITURES, DEPRECIABLE ASSETS, AND OPERATING EXPENSES											
United States ²		X	X		X	X			X		³ X
COMMODITY LINE SALES											
United States	X	X					X				
State ⁴	X	X					X				
MA ⁴	X	X					X				
MISCELLANEOUS SUBJECTS											
United States	X	X	X	X	X	X				X	⁵ X
State						X				X	
County						X				X	

¹Establishments and firms.

²Merchant wholesalers only.

³Value produced, capital expenditures, depreciable assets, and selected operating expenses detail.

⁴Available on CD ROM only.

⁵Class of customer; employment by principal activity; detailed type of operation; inventory detail; commissions of agents and brokers; and gross margins, gross profits, and their components of merchant wholesalers.

Contents

New Mexico

[Page numbers listed here omit the prefix that appears as part of the number of each page]

	Page
Introduction to the Economic Census	III
Census of Wholesale Trade	V
Users' Guide for Locating Statistics in This Report by Table Number	VII
Users' Guide for Locating Statistics in the 1992 Census of Wholesale Trade Reports ...	VIII
Summary of Findings	2

FIGURES

1. Percent of Wholesale Sales by Type of Operation: 1992 and 1987	3
2. Wholesale Sales by Industry Group: 1992 and 1987	4
3. Wholesale Employment by Industry Group: 1992 and 1987	5
Maps	6

TABLES

1. Summary Statistics for the State: 1992	7
2. Selected Ratios for the State: 1992	11
3. Comparative Statistics for the State: 1992 and 1987	14
4. Summary Statistics for Counties and for Places With 2,500 Inhabitants or More: 1992	17
5. Summary Statistics for Places With 200 Establishments or More: 1992	19
6. Summary Statistics for Counties With 200 Establishments or More: 1992	20
7. Summary Statistics for Metropolitan Areas: 1992	22
8. Summary Statistics for the Area Outside Metropolitan Areas: 1992	24
9. Places With 2,500 Inhabitants or More Ranked by Volume of Sales: 1992	26
10. Counties Ranked by Volume of Sales: 1992	26

APPENDIXES

A. General Explanation	A-1
B. Sample Report Form and Instructions	B-1
C. Kind-of-Business Titles and Reporting-Form Numbers	C-1
D. Metropolitan Areas	D-1
E. Percent of Sales Data Based on Administrative Records and Estimation for the State: 1992	E-1
F. Geographic Notes	F-1
G. Establishments in Business Any Time During Year and Establishments in Business at End of Year for the State: 1992 and 1987	G-1

Publication Program..... Inside back cover

Summary of Findings

New Mexico had 2,515 wholesale establishments in 1992 with \$6.3 billion in sales. This represents a 4.9 percent increase in wholesale establishments and a 22.8 percent increase in sales over 1987 according to the 1992 Census of Wholesale Trade conducted by the Bureau of the Census, U.S. Department of Commerce.

Merchant wholesalers accounted for 86.6 percent or 2,178 of the total establishments and 72.3 percent or \$4.5 billion of the total sales in 1992 compared with 86.6 percent of the establishments and 76.3 percent of the sales in 1987. Manufacturers' sales branches and offices with 194 establishments and \$976.9 million in sales and agents, brokers, and commission merchants with 143 establishments and \$761.2 million in sales made up the rest of the wholesale trade total in 1992.

Petroleum bulk stations and terminals were the largest group of wholesalers by kind of business in terms of sales with \$813.3 million followed by automobiles and other motor vehicles wholesalers with \$333.2 million and computers and computer peripheral equipment and software wholesalers with \$316.8 million. Out of 69 kind of business groups, these three accounted for 23.4 percent of the total sales in the State.

Annual payroll for all wholesalers in the State was up from \$421.8 million in 1987 to \$513.5 million in 1992. Merchant wholesalers had annual payroll of \$410.1 million in 1992 while manufacturers' sales branches and offices

recorded \$86.3 million and agents, brokers, and commission merchants had \$17.1 million.

Employment by all wholesalers in New Mexico as of mid-March 1992 was 22,603, an increase of 2.1 percent since 1987. Merchant wholesalers with 19,122 employees accounted for 84.6 percent of the total wholesale employment in 1992 compared with 86.3 percent in 1987.

Inventories of \$521.3 million were held at wholesale establishments in the State at the end of 1992. Merchant wholesalers held 90.9 percent of these inventories while manufacturers' sales branches and sales offices held 8.9 percent and agent, brokers, and commission merchants held .3 percent. Inventories of all wholesalers increased during 1992 by .1 percent while those of merchant wholesalers increased .3 percent.

Payroll per employee in the State averaged \$22.7 thousand for all wholesalers in 1992, an increase of 19.2 percent since 1987. Merchant wholesalers averaged \$21.4 thousand per employee while manufacturers' sales branches and offices was \$32.9 thousand and agents, brokers, and commission merchants were \$20.0 thousand in 1992.

Annual payroll as a percent of operating expenses for all wholesalers increased from 49.7 percent in 1987 to 49.8 percent in 1992. The ratio for merchant wholesalers was 49.7 percent; for manufacturers' sales branches and offices it was 50.6 percent; and for agents, brokers and commission merchants it was 49.1 percent.

Figure 1. Percent of Wholesale Sales by Type of Operation: 1992 and 1987

(Percents may not add to 100 because of rounding. For meaning of abbreviations and symbols, see introductory text)

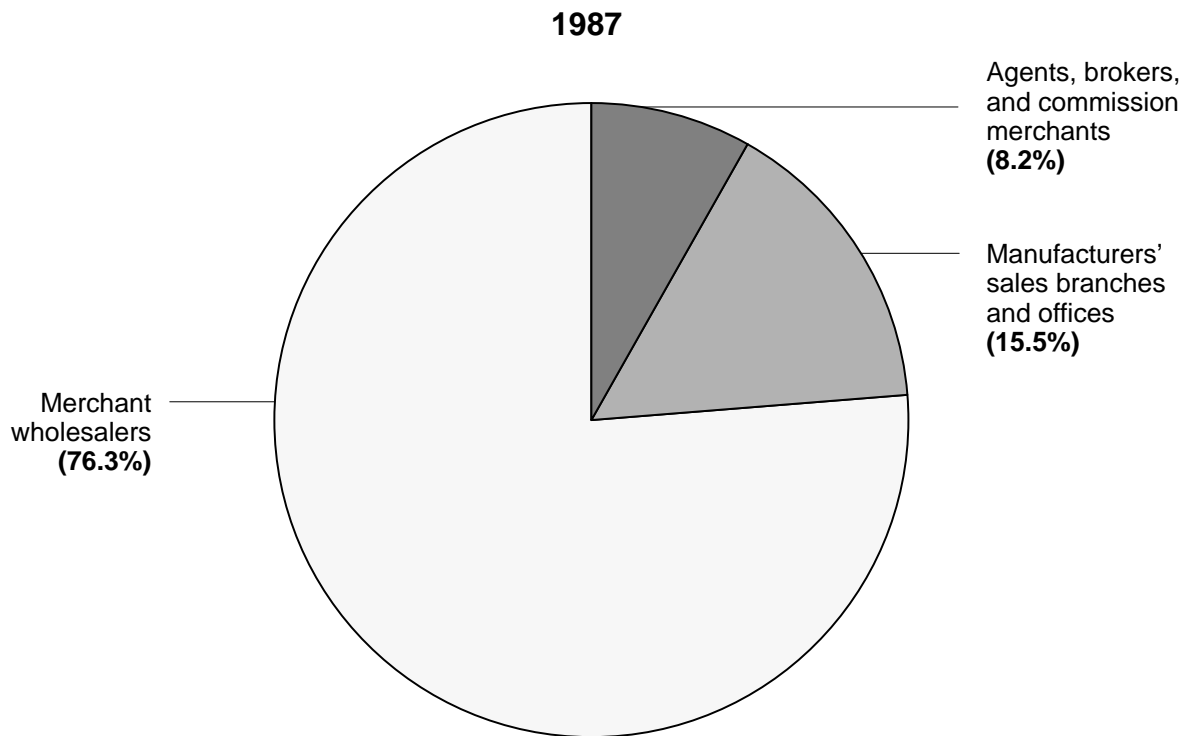
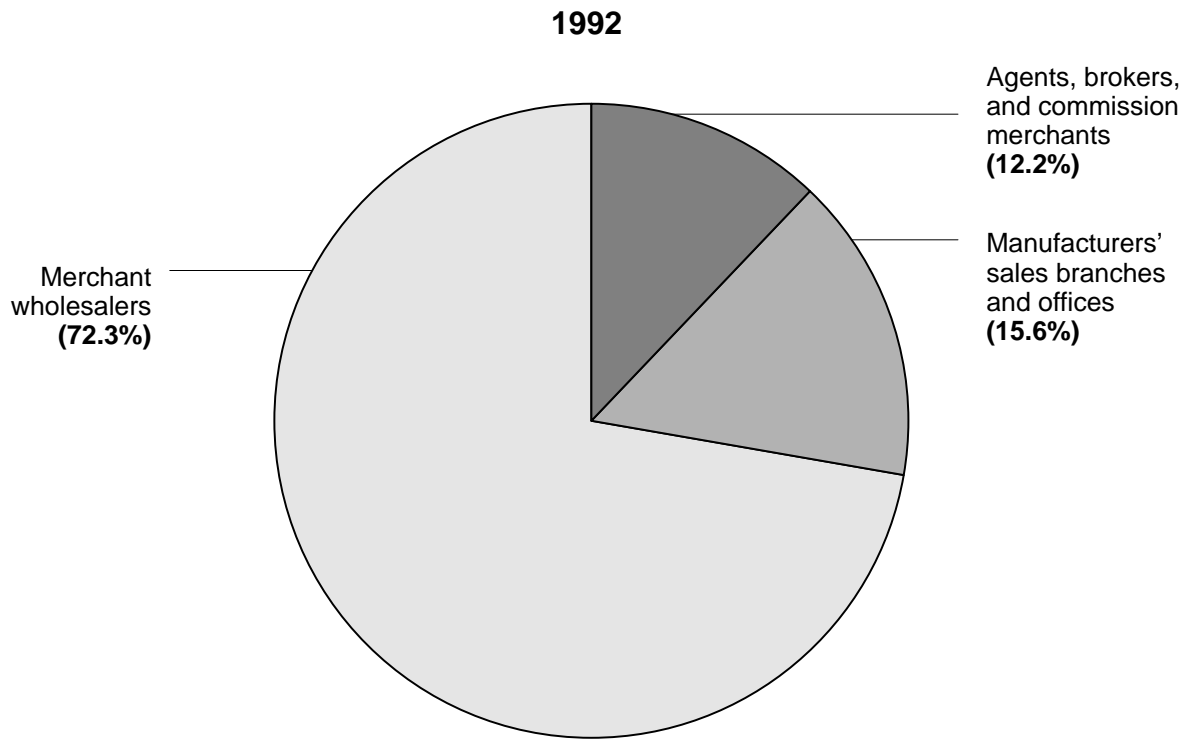


Figure 2. **Wholesale Sales by Industry Group: 1992 and 1987**

(Millions of dollars. For meaning of abbreviations and symbols, see introductory text)

1992 
1987 

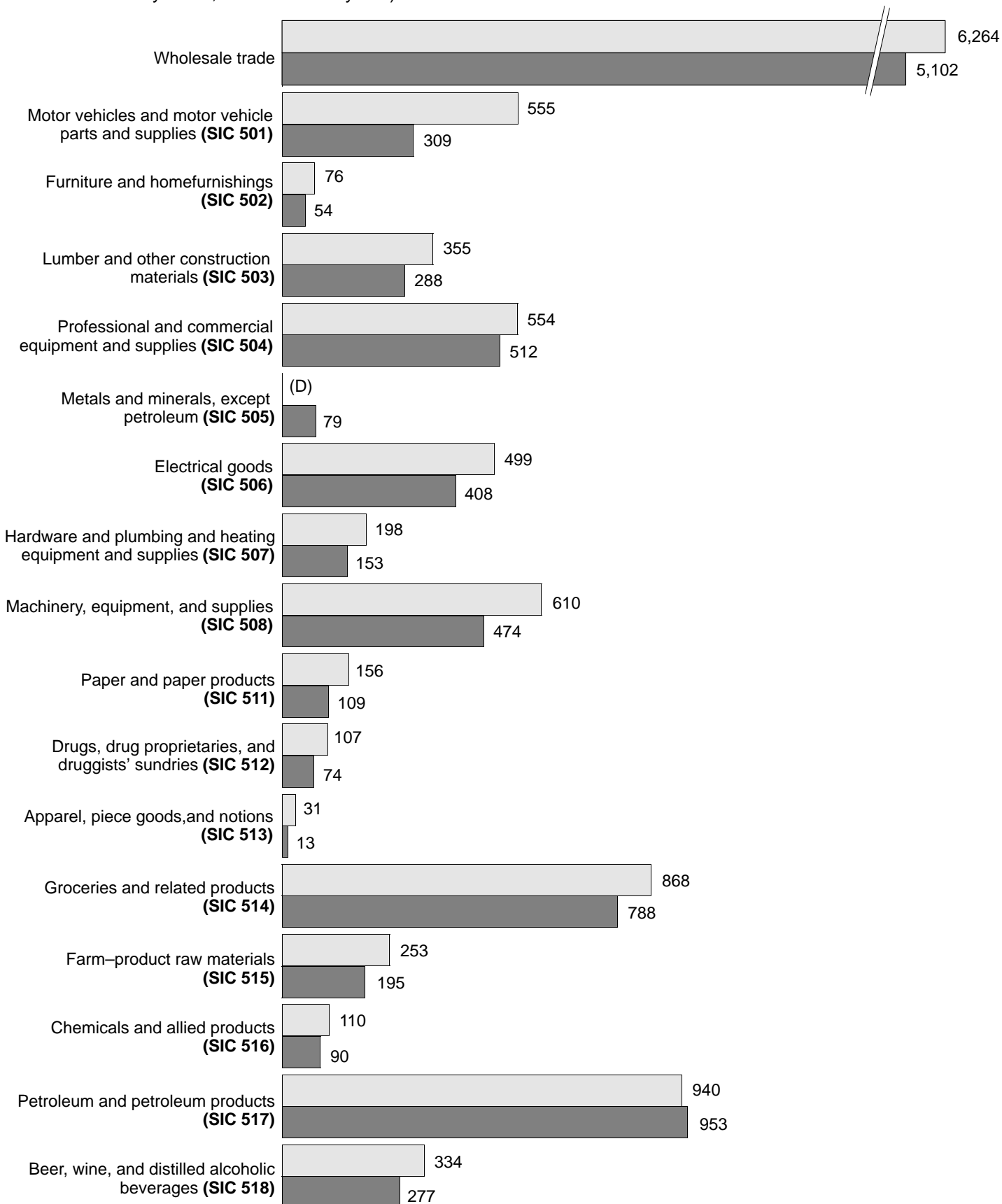


Figure 3. **Wholesale Employment by Industry Group: 1992 and 1987**
 (Number. For meaning of abbreviations and symbols, see introductory text)

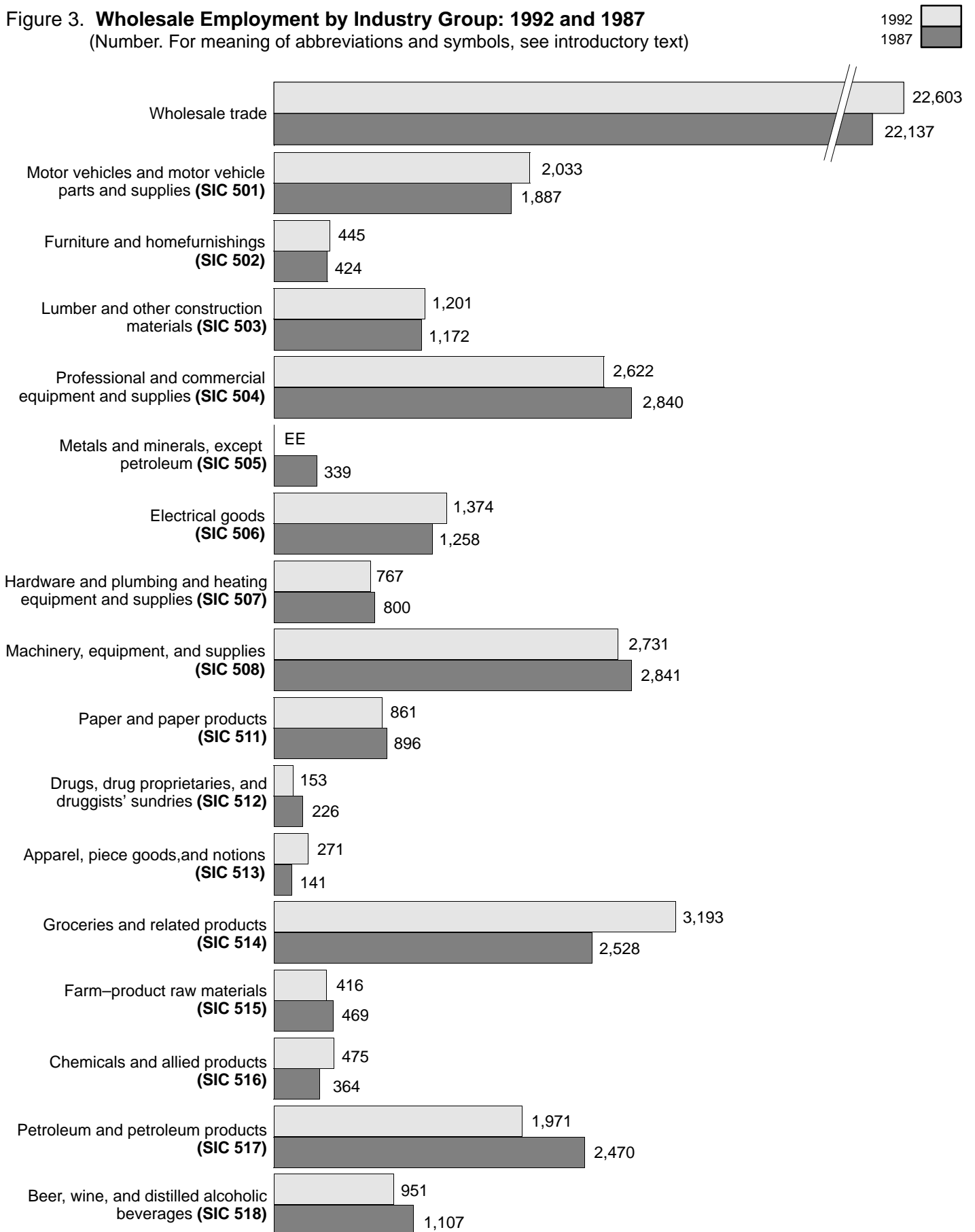




Table 1. Summary Statistics for the State: 1992

[For meaning of abbreviations and symbols, see introductory text. For explanation of terms and comparability of 1987 and 1992 censuses, see appendix A]

SIC code	Type of operation and kind of business	Establishments (number)	Sales (\$1,000)	Annual payroll (\$1,000)	First-quarter payroll (\$1,000)	Paid employees for pay period including March 12 (number)	Operating expenses (\$1,000)	End-of-1991 inventories (\$1,000)	End-of-1992 inventories (\$1,000)
	Wholesale trade -----	2 515	6 264 418	513 472	121 584	22 603	1 030 313	520 807	521 331
	TYPES OF OPERATION								
	Merchant wholesalers -----	2 178	4 526 396	410 071	96 046	19 122	825 001	472 371	473 786
	Wholesale distributors and jobbers -----	2 134	4 454 183	403 559	94 469	18 859	810 830	466 857	466 193
	Importers -----	21	35 456	3 080	733	116	7 268	3 222	4 442
	Exporters -----	11	9 926	2 043	569	55	3 431	548	505
	Terminal grain elevators -----	—	—	—	—	—	—	—	—
	Country grain elevators -----	5	(D)	(D)	(D)	BB	(D)	(D)	(D)
	Assemblers of farm products, except country grain elevators -----	7	9 324	654	123	52	2 187	302	378
	Manufacturers' sales branches and sales offices -----	194	976 853	86 325	21 238	2 627	170 516	47 428	46 196
	Sales branches (with stock) -----	150	773 776	66 643	16 246	2 153	131 271	47 428	46 196
	Sales offices (without stock) -----	44	203 077	19 682	4 992	474	39 245	—	—
	Agents, brokers, and commission merchants ----	143	761 169	17 076	4 300	854	34 796	1 008	1 349
	Auction companies -----	12	400 902	3 966	965	395	9 525	9	22
	Brokers -----	25	112 646	3 150	1 055	120	5 447	235	213
	Commission merchants -----	16	40 300	1 712	394	47	3 944	140	928
	Import agents -----	4	(D)	(D)	(D)	AA	(D)	(D)	(D)
	Export agents -----	1	(D)	(D)	(D)	AA	(D)	(D)	(D)
	Manufacturers' agents -----	85	198 587	8 014	1 824	272	15 001	624	186
	TYPES OF OPERATION BY KIND OF BUSINESS								
	Wholesale trade -----	2 515	6 264 418	513 472	121 584	22 603	1 030 313	520 807	521 331
50	Durable goods -----	1 615	3 186 682	323 707	76 009	13 133	613 369	349 784	338 018
501	Motor vehicles and motor vehicle parts and supplies -----	245	555 369	38 946	9 250	2 033	76 068	50 875	49 306
5012	Automobiles and other motor vehicles -----	37	333 169	9 623	2 321	478	29 651	10 164	9 980
5013	Motor vehicle supplies and new parts -----	138	164 028	21 930	5 127	1 161	43 432	32 710	32 396
5014	Tires and tubes -----	22	44 554	4 337	1 095	188	8 468	6 336	5 316
5015	Motor vehicle parts, used -----	48	13 618	3 056	707	206	6 281	1 665	1 614
502	Furniture and homefurnishings -----	64	76 477	9 381	2 101	445	18 953	8 078	6 366
5021	Furniture -----	25	39 559	4 906	1 161	222	8 842	4 428	3 196
5023	Homefurnishings -----	39	36 918	4 475	940	223	10 111	3 650	3 170
503	Lumber and other construction materials -----	122	354 651	29 813	6 545	1 201	57 228	26 972	28 974
5031	Lumber, plywood, millwork, and wood panels -----	39	229 958	16 881	3 883	627	29 651	17 433	18 842
5032	Brick, stone, and related construction materials -----	31	44 298	4 076	780	192	9 972	2 696	2 883
5033	Roofing, siding, and insulation materials -----	19	39 198	2 886	591	120	5 233	2 881	2 820
5039	Construction materials, n.e.c. -----	33	41 197	5 970	1 291	262	12 372	3 962	4 429
504	Professional and commercial equipment and supplies -----	255	553 739	80 378	19 543	2 622	145 561	30 433	32 286
5043	Photographic equipment and supplies -----	3	562	72	17	6	193	42	7
5044	Office equipment -----	69	112 112	22 458	5 544	850	39 668	8 622	8 443
5045	Computers and computer peripheral equipment and software -----	96	316 757	42 102	10 155	1 128	75 721	11 427	13 713
5046	Commercial equipment, n.e.c. -----	24	25 520	3 634	850	181	7 283	3 463	3 441
5047	Medical, dental, and hospital equipment and supplies -----	39	65 884	9 285	2 280	302	17 024	4 009	3 957
5048	Ophthalmic goods -----	6	3 079	755	185	56	1 412	497	476
5049	Professional equipment and supplies, n.e.c. -----	18	29 825	2 072	512	99	4 260	2 373	2 249
505	Metals and minerals, except petroleum -----	39	(D)	(D)	(D)	EE	(D)	(D)	(D)
5051	Metals service centers and offices -----	37	(D)	(D)	(D)	EE	(D)	(D)	(D)
5052	Coal and other minerals and ores -----	2	(D)	(D)	(D)	AA	(D)	(D)	(D)
506	Electrical goods -----	201	499 078	41 335	9 860	1 374	72 922	34 961	36 062
5063	Electrical apparatus and equipment, wiring supplies, and construction materials -----	101	269 435	26 677	6 429	838	45 439	26 227	28 370
5064	Electrical appliances, television and radio sets -----	13	16 807	961	225	56	2 399	2 306	2 407
5065	Electronic parts and equipment, n.e.c. -----	87	212 836	13 697	3 206	480	25 084	6 428	5 285
507	Hardware, and plumbing and heating equipment and supplies -----	114	198 356	19 961	4 476	767	38 336	27 521	25 871
5072	Hardware -----	25	25 816	4 305	1 031	171	6 966	4 825	4 773
5074	Plumbing and heating equipment and supplies (hydronics) -----	61	110 670	11 143	2 490	450	21 692	15 629	14 297
5075	Warm air heating and air-conditioning equipment and supplies -----	21	57 346	4 122	866	128	8 732	6 420	6 082
5078	Refrigeration equipment and supplies -----	7	4 524	391	89	18	946	647	719
508	Machinery, equipment, and supplies -----	389	610 248	66 869	15 905	2 731	124 964	125 151	112 488
5082	Construction and mining (except petroleum) machinery and equipment -----	37	159 966	17 624	4 150	591	28 182	49 772	43 891
5083	Farm and garden machinery and equipment -----	40	63 590	5 810	1 316	305	13 068	16 970	15 906
5084	Industrial machinery and equipment -----	189	250 164	27 774	6 648	1 098	51 455	38 140	34 815
5085	Industrial supplies -----	64	87 252	9 191	2 337	432	19 210	14 866	12 444
5087	Service establishment equipment and supplies -----	50	39 383	5 864	1 329	273	11 774	4 786	4 729
5088	Transportation equipment and supplies, except motor vehicles -----	9	9 893	606	125	32	1 275	617	703
509	Miscellaneous durable goods -----	186	(D)	(D)	(D)	GG	(D)	(D)	(D)
5091	Sporting and recreational goods and supplies -----	10	11 232	1 527	363	90	2 796	1 871	1 787
5092	Toys and hobby goods and supplies -----	12	5 524	746	121	51	2 059	731	838
5093	Scrap and waste materials -----	34	33 872	4 910	1 336	217	8 038	1 800	2 651
5094	Jewelry, watches, precious stones, and precious metals -----	103	187 097	20 581	4 214	1 178	42 262	23 376	27 012
5099	Durable goods, n.e.c. -----	27	(D)	(D)	(D)	BB	(D)	(D)	(D)

Table 1. Summary Statistics for the State: 1992 —Con.

[For meaning of abbreviations and symbols, see introductory text. For explanation of terms and comparability of 1987 and 1992 censuses, see appendix A]

SIC code	Type of operation and kind of business	Establishments (number)	Sales (\$1,000)	Annual payroll (\$1,000)	First-quarter payroll (\$1,000)	Paid employees for pay period including March 12 (number)	Operating expenses (\$1,000)	End-of-1991 inventories (\$1,000)	End-of-1992 inventories (\$1,000)
TYPES OF OPERATION BY KIND OF BUSINESS — Con.									
Wholesale trade — Con.									
51	Nondurable goods	900	3 077 736	189 765	45 575	9 470	416 944	171 023	183 313
511	Paper and paper products	89	155 982	18 382	4 274	861	34 058	14 366	15 640
5111	Printing and writing paper	10	29 768	2 892	626	109	5 658	3 198	3 260
5112	Stationery and office supplies	63	76 808	10 903	2 600	574	19 309	7 413	7 919
5113	Industrial and personal service paper	16	49 406	4 587	1 048	178	9 091	3 755	4 461
512	Drugs, drug proprietaries, and druggists' sundries	23	107 286	3 494	879	153	8 291	17 245	19 311
5122	Drugs, drug proprietaries, and druggists' sundries	23	107 286	3 494	879	153	8 291	17 245	19 311
513	Apparel, piece goods, and notions	36	30 780	3 729	884	271	8 957	4 106	4 736
5131	Piece goods, notions, and other dry goods	11	5 250	758	182	53	1 316	829	942
5136	Men's and boys' clothing and furnishings	13	20 565	2 103	492	134	5 826	2 205	3 337
5137	Women's, children's, and infants' clothing and accessories	12	4 965	868	210	84	1 815	1 072	457
5139	Footwear	—	—	—	—	—	—	—	—
514	Groceries and related products	226	868 017	70 991	17 031	3 193	141 627	35 089	38 959
5141	Groceries, general line	31	315 491	20 869	5 022	800	40 923	19 462	22 818
5142	Packaged frozen foods	15	45 610	2 388	579	122	5 012	594	866
5143	Dairy products, except dried or canned	24	24 971	2 097	496	108	4 504	484	815
5144	Poultry and poultry products	3	22 168	1 606	382	93	3 727	1 054	941
5145	Confectionery	21	47 084	3 918	904	253	8 593	951	1 074
5146	Fish and seafoods	7	15 784	1 007	314	68	2 626	709	822
5147	Meats and meat products	12	48 031	2 510	603	97	5 356	1 322	1 001
5148	Fresh fruits and vegetables	21	69 361	7 300	1 831	244	12 003	1 115	1 091
5149	Groceries and related products, n.e.c.	92	279 517	29 296	6 900	1 408	58 883	9 398	9 531
515	Farm-product raw materials	39	253 359	3 875	873	416	10 759	3 061	4 137
5153	Grain and field beans	12	21 727	873	183	55	1 738	1 646	2 789
5154	Livestock	16	191 406	1 843	474	307	6 048	1 188	531
5159	Farm-product raw materials, n.e.c.	11	40 226	1 159	216	54	2 973	1 227	817
516	Chemicals and allied products	82	110 476	12 344	3 262	475	27 247	8 500	7 707
5162	Plastics materials and basic forms and shapes	13	16 361	1 276	300	58	2 999	1 627	1 637
5169	Chemicals and allied products, n.e.c.	69	94 115	11 068	2 962	417	24 248	6 873	6 070
517	Petroleum and petroleum products	164	940 244	32 116	7 931	1 971	84 241	28 652	31 795
5171	Petroleum bulk stations and terminals	127	813 297	27 392	6 660	1 539	72 006	25 511	27 224
5172	Petroleum and petroleum products wholesalers, except bulk stations and terminals	37	126 947	4 724	1 271	432	12 235	3 141	4 571
518	Beer, wine, and distilled alcoholic beverages	38	334 103	25 087	5 683	951	55 522	33 433	33 260
5181	Beer and ale	26	215 980	15 419	3 358	541	35 984	10 961	12 863
5182	Wine and distilled alcoholic beverages	12	118 123	9 668	2 325	410	19 538	22 472	20 397
519	Miscellaneous nondurable goods	203	277 489	19 747	4 758	1 179	46 242	26 571	27 768
5191	Farm supplies	88	141 492	8 478	2 186	539	20 451	16 169	16 758
5192	Books, periodicals, and newspapers	16	38 409	2 461	528	119	6 095	1 164	1 815
5193	Flowers, nursery stock, and florists' supplies	12	6 043	1 115	233	70	2 287	514	311
5194	Tobacco and tobacco products	5	45 461	1 819	375	99	3 796	2 334	2 607
5198	Paints, varnishes, and supplies	14	13 193	2 062	492	96	4 120	1 619	1 900
5199	Nondurable goods, n.e.c.	68	32 891	3 812	944	256	9 493	4 771	4 377
Merchant wholesalers		2 178	4 526 396	410 071	96 046	19 122	825 001	472 371	473 786
50	Durable goods	1 414	2 257 452	254 920	59 038	11 289	485 450	318 578	306 566
501	Motor vehicles and motor vehicle parts and supplies	237	(D)	(D)	(D)	GG	(D)	(D)	(D)
5012	Automobiles and other motor vehicles	35	(D)	(D)	(D)	EE	(D)	(D)	(D)
5013	Motor vehicle supplies and new parts	133	154 291	21 352	4 980	1 126	41 734	32 111	31 127
5014	Tires and tubes	21	(D)	(D)	(D)	CC	(D)	(D)	(D)
5015	Motor vehicle parts, used	48	13 618	3 056	707	206	6 281	1 665	1 614
502	Furniture and homefurnishings	61	74 174	9 320	2 077	441	18 744	8 078	6 366
5021	Furniture	23	(D)	(D)	(D)	CC	(D)	(D)	(D)
5023	Homefurnishings	38	(D)	(D)	(D)	CC	(D)	(D)	(D)
503	Lumber and other construction materials	106	280 077	26 312	5 680	1 062	51 105	22 108	24 695
5031	Lumber, plywood, millwork, and wood panels	36	(D)	(D)	(D)	FF	(D)	(D)	(D)
5032	Brick, stone, and related construction materials	23	24 027	3 220	569	154	8 226	1 780	2 152
5033	Roofing, siding, and insulation materials	17	(D)	(D)	(D)	CC	(D)	(D)	(D)
5039	Construction materials, n.e.c.	30	(D)	(D)	(D)	CC	(D)	(D)	(D)
504	Professional and commercial equipment and supplies	217	295 260	39 989	9 419	1 804	72 714	24 827	24 904
5043	Photographic equipment and supplies	3	562	72	17	6	193	42	7
5044	Office equipment	61	52 263	12 779	3 109	604	21 826	6 157	5 018
5045	Computers and computer peripheral equipment and software	77	147 501	14 506	3 277	618	26 021	8 744	9 997
5046	Commercial equipment, n.e.c.	23	(D)	(D)	(D)	CC	(D)	(D)	(D)
5047	Medical, dental, and hospital equipment and supplies	33	46 905	6 759	1 593	266	12 704	3 636	3 833
5048	Ophthalmic goods	6	3 079	755	185	56	1 412	497	476
5049	Professional equipment and supplies, n.e.c.	14	(D)	(D)	(D)	BB	(D)	(D)	(D)
505	Metals and minerals, except petroleum	31	57 001	5 431	1 404	245	14 841	13 764	10 014
5051	Metals service centers and offices	29	(D)	(D)	(D)	CC	(D)	(D)	(D)
5052	Coal and other minerals and ores	2	(D)	(D)	(D)	AA	(D)	(D)	(D)
506	Electrical goods	140	308 778	31 499	7 565	1 084	55 984	29 685	31 513
5063	Electrical apparatus and equipment, wiring supplies, and construction materials	72	185 989	21 691	5 167	684	36 986	22 137	24 457
5064	Electrical appliances, television and radio sets	11	(D)	(D)	(D)	BB	(D)	(D)	(D)
5065	Electronic parts and equipment, n.e.c.	57	(D)	(D)	(D)	EE	(D)	(D)	(D)

Table 1. Summary Statistics for the State: 1992 —Con.

[For meaning of abbreviations and symbols, see introductory text. For explanation of terms and comparability of 1987 and 1992 censuses, see appendix A]

SIC code	Type of operation and kind of business	Establishments (number)	Sales (\$1,000)	Annual payroll (\$1,000)	First-quarter payroll (\$1,000)	Paid employees for pay period including March 12 (number)	Operating expenses (\$1,000)	End-of-1991 inventories (\$1,000)	End-of-1992 inventories (\$1,000)
TYPES OF OPERATION BY KIND OF BUSINESS —Con.									
Merchant wholesalers —Con.									
50	Durable goods —Con.								
507	Hardware, and plumbing and heating equipment and supplies	108	180 059	19 669	4 411	755	37 546	27 521	25 871
5072	Hardware	25	25 816	4 305	1 031	171	6 966	4 825	4 773
5074	Plumbing and heating equipment and supplies (hydronics)	57	(D)	(D)	(D)	EE	(D)	(D)	(D)
5075	Warm air heating and air-conditioning equipment and supplies	19	(D)	(D)	(D)	CC	(D)	(D)	(D)
5078	Refrigeration equipment and supplies	7	4 524	391	89	18	946	647	719
508	Machinery, equipment, and supplies	335	523 371	60 620	14 340	2 532	112 838	117 568	105 858
5082	Construction and mining (except petroleum) machinery and equipment	34	157 388	17 456	4 108	585	27 798	49 418	43 389
5083	Farm and garden machinery and equipment	38	(D)	(D)	(D)	EE	(D)	(D)	(D)
5084	Industrial machinery and equipment	145	176 584	22 338	5 294	927	41 416	31 622	29 512
5085	Industrial supplies	63	(D)	(D)	(D)	EE	(D)	(D)	(D)
5087	Service establishment equipment and supplies	47	35 836	5 558	1 240	264	11 119	4 369	4 347
5088	Transportation equipment and supplies, except motor vehicles	8	(D)	(D)	(D)	BB	(D)	(D)	(D)
509	Miscellaneous durable goods	179	(D)	(D)	(D)	GG	(D)	(D)	(D)
5091	Sporting and recreational goods and supplies	9	(D)	(D)	(D)	BB	(D)	(D)	(D)
5092	Toys and hobby goods and supplies	12	5 524	746	121	51	2 059	731	838
5093	Scrap and waste materials	33	(D)	(D)	(D)	CC	(D)	(D)	(D)
5094	Jewelry, watches, precious stones, and precious metals	99	(D)	(D)	(D)	GG	(D)	(D)	(D)
5099	Durable goods, n.e.c.	26	(D)	(D)	(D)	BB	(D)	(D)	(D)
51	Nondurable goods	764	2 268 944	155 151	37 008	7 833	339 551	153 793	167 220
511	Paper and paper products	78	133 357	16 930	3 894	805	30 320	13 058	14 440
5111	Printing and writing paper	9	(D)	(D)	(D)	BB	(D)	(D)	(D)
5112	Stationery and office supplies	55	68 874	10 160	2 392	551	17 586	7 164	7 673
5113	Industrial and personal service paper	14	(D)	(D)	(D)	CC	(D)	(D)	(D)
512	Drugs, drug proprietaries, and druggists' sundries	22	(D)	(D)	(D)	CC	(D)	(D)	(D)
5122	Drugs, drug proprietaries, and druggists' sundries	22	(D)	(D)	(D)	CC	(D)	(D)	(D)
513	Apparel, piece goods, and notions	33	28 058	3 287	747	240	7 921	3 692	4 440
5131	Piece goods, notions, and other dry goods	10	(D)	(D)	(D)	BB	(D)	(D)	(D)
5136	Men's and boys' clothing and furnishings	11	(D)	(D)	(D)	CC	(D)	(D)	(D)
5137	Women's, children's, and infants' clothing and accessories	12	4 965	868	210	84	1 815	1 072	457
5139	Footwear	—	—	—	—	—	—	—	—
514	Groceries and related products	158	523 766	47 808	11 347	2 168	93 945	28 099	32 666
5141	Groceries, general line	25	271 271	20 117	4 799	752	39 401	19 462	22 818
5142	Packaged frozen foods	9	10 082	1 538	346	83	3 225	344	632
5143	Dairy products, except dried or canned	16	11 485	1 180	268	77	2 903	375	706
5144	Poultry and poultry products	1	(D)	(D)	(D)	AA	(D)	(D)	(D)
5145	Confectionery	16	(D)	(D)	(D)	BB	(D)	(D)	(D)
5146	Fish and seafoods	6	(D)	(D)	(D)	BB	(D)	(D)	(D)
5147	Meats and meat products	10	(D)	(D)	(D)	BB	(D)	(D)	(D)
5148	Fresh fruits and vegetables	16	56 331	5 849	1 324	237	10 255	1 115	1 091
5149	Groceries and related products, n.e.c.	59	(D)	(D)	(D)	FF	(D)	(D)	(D)
515	Farm-product raw materials	26	63 786	2 129	417	141	4 726	3 052	3 916
5153	Grain and field beans	11	(D)	(D)	(D)	BB	(D)	(D)	(D)
5154	Livestock	5	(D)	(D)	(D)	BB	(D)	(D)	(D)
5159	Farm-product raw materials, n.e.c.	10	(D)	(D)	(D)	BB	(D)	(D)	(D)
516	Chemicals and allied products	63	67 253	7 714	2 060	317	16 584	6 210	5 590
5162	Plastics materials and basic forms and shapes	12	(D)	(D)	(D)	BB	(D)	(D)	(D)
5169	Chemicals and allied products, n.e.c.	51	(D)	(D)	(D)	EE	(D)	(D)	(D)
517	Petroleum and petroleum products	159	771 535	31 034	7 681	1 942	82 092	22 926	27 371
5171	Petroleum bulk stations and terminals	122	644 588	26 310	6 410	1 510	69 857	19 785	22 800
5172	Petroleum and petroleum products wholesalers, except bulk stations and terminals	37	126 947	4 724	1 271	432	12 235	3 141	4 571
518	Beer, wine, and distilled alcoholic beverages	36	(D)	(D)	(D)	FF	(D)	(D)	(D)
5181	Beer and ale	25	(D)	(D)	(D)	FF	(D)	(D)	(D)
5182	Wine and distilled alcoholic beverages	11	(D)	(D)	(D)	EE	(D)	(D)	(D)
519	Miscellaneous nondurable goods	189	(D)	(D)	(D)	GG	(D)	(D)	(D)
5191	Farm supplies	86	(D)	(D)	(D)	FF	(D)	(D)	(D)
5192	Books, periodicals, and newspapers	11	20 411	1 751	423	101	4 238	1 076	1 113
5193	Flowers, nursery stock, and florists' supplies	11	(D)	(D)	(D)	BB	(D)	(D)	(D)
5194	Tobacco and tobacco products	5	45 461	1 819	375	99	3 796	2 334	2 607
5198	Paints, varnishes, and supplies	10	(D)	(D)	(D)	BB	(D)	(D)	(D)
5199	Nondurable goods, n.e.c.	66	(D)	(D)	(D)	EE	(D)	(D)	(D)
Manufacturers' sales branches and sales offices									
50	Durable goods	111	504 019	57 720	14 338	1 421	107 373	30 262	30 974
501	Motor vehicles and motor vehicle parts and supplies	6	(D)	(D)	(D)	BB	(D)	(D)	(D)
502	Furniture and homefurnishings	—	—	—	—	—	—	—	—
503	Lumber and other construction materials	13	(D)	(D)	(D)	CC	(D)	(D)	(D)
504	Professional and commercial equipment and supplies	26	234 026	37 779	9 461	755	67 990	5 463	7 217
505	Metals and minerals, except petroleum	7	(D)	(D)	(D)	BB	(D)	(D)	(D)
506	Electrical goods	17	62 372	5 324	1 263	141	8 617	4 538	4 289

Table 1. **Summary Statistics for the State: 1992** —Con.

[For meaning of abbreviations and symbols, see introductory text. For explanation of terms and comparability of 1987 and 1992 censuses, see appendix A]

SIC code	Type of operation and kind of business	Estab-lish-ments (number)	Sales (\$1,000)	Annual payroll (\$1,000)	First-quarter payroll (\$1,000)	Paid employees for pay period including March 12 (number)	Operating expenses (\$1,000)	End-of-1991 inventories (\$1,000)	End-of-1992 inventories (\$1,000)
TYPES OF OPERATION BY KIND OF BUSINESS									
— Con.									
Manufacturers' sales branches and sales offices — Con.									
50	Durable goods — Con.								
507	Hardware, and plumbing and heating equipment and supplies -----	—	—	—	—	—	—	—	—
508	Machinery, equipment, and supplies -----	41	69 231	5 486	1 385	166	10 604	7 559	6 577
509	Miscellaneous durable goods -----	1	(D)	(D)	(D)	CC	(D)	(D)	(D)
51	Nondurable goods -----	83	472 834	28 605	6 900	1 206	63 143	17 166	15 222
511	Paper and paper products -----	7	16 413	1 259	322	49	3 376	1 279	1 187
512	Drugs, drug proprietaries, and druggists' sundries -----	1	(D)	(D)	(D)	AA	(D)	(D)	(D)
513	Apparel, piece goods, and notions -----	2	(D)	(D)	(D)	BB	(D)	(D)	(D)
514	Groceries and related products -----	40	223 627	19 922	4 658	900	41 685	6 964	6 267
515	Farm-product raw materials -----	—	—	—	—	—	—	—	—
516	Chemicals and allied products -----	19	43 223	4 630	1 202	158	10 663	2 290	2 117
517	Petroleum and petroleum products -----	4	(D)	(D)	(D)	BB	(D)	(D)	(D)
518	Beer, wine, and distilled alcoholic beverages -----	1	(D)	(D)	(D)	AA	(D)	(D)	(D)
519	Miscellaneous nondurable goods -----	9	(D)	(D)	(D)	BB	(D)	(D)	(D)
	Agents, brokers, and commission merchants ----	143	761 169	17 076	4 300	854	34 796	1 008	1 349
50	Durable goods -----	90	425 211	11 067	2 633	423	20 546	944	478
501	Motor vehicles and motor vehicle parts and supplies -----	2	(D)	(D)	(D)	CC	(D)	(D)	(D)
502	Furniture and homefurnishings -----	3	2 303	61	24	4	209	—	—
503	Lumber and other construction materials -----	3	(D)	(D)	(D)	AA	(D)	(D)	(D)
504	Professional and commercial equipment and supplies -----	12	24 453	2 610	663	63	4 857	143	165
505	Metals and minerals, except petroleum -----	1	(D)	(D)	(D)	AA	(D)	(D)	(D)
506	Electrical goods -----	44	127 928	4 512	1 032	149	8 321	738	260
507	Hardware, and plumbing and heating equipment and supplies -----	6	18 297	292	65	12	790	—	—
508	Machinery, equipment, and supplies -----	13	17 646	763	180	33	1 522	24	53
509	Miscellaneous durable goods -----	6	(D)	(D)	(D)	BB	(D)	(D)	(D)
51	Nondurable goods -----	53	335 958	6 009	1 667	431	14 250	64	871
511	Paper and paper products -----	4	6 212	193	58	7	362	29	13
512	Drugs, drug proprietaries, and druggists' sundries -----	—	—	—	—	—	—	—	—
513	Apparel, piece goods, and notions -----	1	(D)	(D)	(D)	AA	(D)	(D)	(D)
514	Groceries and related products -----	28	120 624	3 261	1 026	125	5 997	26	26
515	Farm-product raw materials -----	13	189 573	1 746	456	275	6 033	9	221
516	Chemicals and allied products -----	—	—	—	—	—	—	—	—
517	Petroleum and petroleum products -----	1	(D)	(D)	(D)	AA	(D)	(D)	(D)
518	Beer, wine, and distilled alcoholic beverages -----	1	(D)	(D)	(D)	AA	(D)	(D)	(D)
519	Miscellaneous nondurable goods -----	5	17 827	636	91	15	1 509	—	611

Table 2. Selected Ratios for the State: 1992

[For meaning of abbreviations and symbols, see introductory text. For explanation of terms and comparability of 1987 and 1992 censuses, see appendix A]

SIC code	Type of operation and kind of business	Sales		Annual payroll		Employees per establishment ¹ (number)	Operating expenses as percent of sales	End-of-1992 inventories as percent of sales
		Per establishment (dollars)	Per employee ¹ (dollars)	Per employee ¹ (dollars)	As percent of operating expenses			
	Wholesale trade -----	2 490 822	277 150	22 717	49.8	9	16.4	8.3
50	Durable goods -----	1 973 178	242 647	24 648	52.8	8	19.2	10.6
501	Motor vehicles and motor vehicle parts and supplies -----	2 266 812	273 177	19 157	51.2	8	13.7	8.9
5012	Automobiles and other motor vehicles -----	9 004 568	697 006	20 132	53.8	13	5.4	3.0
5013	Motor vehicle supplies and new parts -----	1 188 609	141 282	18 889	50.5	8	26.5	19.8
5014	Tires and tubes -----	2 025 182	236 989	23 069	51.2	9	19.0	11.9
5015	Motor vehicle parts, used -----	283 708	66 107	14 835	48.7	4	46.1	11.9
502	Furniture and home furnishings -----	1 194 953	171 858	21 081	49.5	7	24.8	8.3
5021	Furniture -----	1 582 360	178 194	22 099	55.5	9	22.4	8.1
5023	Home furnishings -----	946 615	165 552	20 067	44.3	6	27.4	8.6
503	Lumber and other construction materials -----	2 906 975	295 296	24 823	52.1	10	16.1	8.2
5031	Lumber, plywood, millwork, and wood panels -----	5 896 359	366 759	26 923	56.9	16	12.9	8.2
5032	Brick, stone, and related construction materials -----	1 428 968	230 719	21 229	40.9	6	22.5	6.5
5033	Roofing, siding, and insulation materials -----	2 063 053	326 650	24 050	55.2	6	13.4	7.2
5039	Construction materials, n.e.c. -----	1 248 394	157 240	22 786	48.3	8	30.0	10.8
504	Professional and commercial equipment and supplies -----	2 171 525	211 190	30 655	55.2	10	26.3	5.8
5043	Photographic equipment and supplies -----	187 333	93 667	12 000	37.3	2	34.3	1.2
5044	Office equipment -----	1 624 812	131 896	26 421	56.6	12	35.4	7.5
5045	Computers and computer peripheral equipment and software -----	3 299 552	280 813	37 324	55.6	12	23.9	4.3
5046	Commercial equipment, n.e.c. -----	1 063 333	140 994	20 077	49.9	8	28.5	13.5
5047	Medical, dental, and hospital equipment and supplies -----	1 689 333	218 159	30 745	54.5	8	25.8	6.0
5048	Ophthalmic goods -----	513 167	54 982	13 482	53.5	9	45.9	15.5
5049	Professional equipment and supplies, n.e.c. -----	1 656 944	301 263	20 929	48.6	6	14.3	7.5
505	Metals and minerals, except petroleum -----	(D)	(D)	(D)	(D)	(D)	(D)	(D)
5051	Metals service centers and offices -----	(D)	(D)	(D)	(D)	(D)	(D)	(D)
5052	Coal and other minerals and ores -----	(D)	(D)	(D)	(D)	(D)	(D)	(D)
506	Electrical goods -----	2 482 975	363 230	30 084	56.7	7	14.6	7.2
5063	Electrical apparatus and equipment, wiring supplies, and construction materials -----	2 667 673	321 521	31 834	58.7	8	16.9	10.5
5064	Electrical appliances, television and radio sets -----	1 292 846	300 125	17 161	40.1	4	14.3	14.3
5065	Electronic parts and equipment, n.e.c. -----	2 446 391	443 408	28 535	54.6	6	11.8	2.5
507	Hardware, and plumbing and heating equipment and supplies -----	1 739 965	258 613	26 025	52.1	7	19.3	13.0
5072	Hardware -----	1 032 640	150 971	25 175	61.8	7	27.0	18.5
5074	Plumbing and heating equipment and supplies (hydronics) -----	1 814 262	245 933	24 762	51.4	7	19.6	12.9
5075	Warm air heating and air-conditioning equipment and supplies -----	2 730 762	448 016	32 203	47.2	6	15.2	10.6
5078	Refrigeration equipment and supplies -----	646 286	251 333	21 722	41.3	3	20.9	15.9
508	Machinery, equipment, and supplies -----	1 568 761	223 452	24 485	53.5	7	20.5	18.4
5082	Construction and mining (except petroleum) machinery and equipment -----	4 323 405	270 670	29 821	62.5	16	17.6	27.4
5083	Farm and garden machinery and equipment -----	1 589 750	208 492	19 049	44.5	8	20.6	25.0
5084	Industrial machinery and equipment -----	1 323 619	227 836	25 295	54.0	6	20.6	13.9
5085	Industrial supplies -----	1 363 313	201 972	21 275	47.8	7	22.0	14.3
5087	Service establishment equipment and supplies -----	787 660	144 260	21 480	49.8	5	29.9	12.0
5088	Transportation equipment and supplies, except motor vehicles -----	1 099 222	309 156	18 938	47.5	4	12.9	7.1
509	Miscellaneous durable goods -----	(D)	(D)	(D)	(D)	(D)	(D)	(D)
5091	Sporting and recreational goods and supplies -----	1 123 200	124 800	16 967	54.6	9	24.9	15.9
5092	Toys and hobby goods and supplies -----	460 333	108 314	14 627	36.2	4	37.3	15.2
5093	Scrap and waste materials -----	996 235	156 092	22 627	61.1	6	23.7	7.8
5094	Jewelry, watches, precious stones, and precious metals -----	1 816 476	158 826	17 471	48.7	11	22.6	14.4
5099	Durable goods, n.e.c. -----	(D)	(D)	(D)	(D)	(D)	(D)	(D)
51	Nondurable goods -----	3 419 707	324 999	20 039	45.5	11	13.5	6.0
511	Paper and paper products -----	1 752 607	181 164	21 350	54.0	10	21.8	10.0
5111	Printing and writing paper -----	2 976 800	273 101	26 532	51.1	11	19.0	11.0
5112	Stationery and office supplies -----	1 219 175	133 812	18 995	56.5	9	25.1	10.3
5113	Industrial and personal service paper -----	3 087 875	277 562	25 770	50.5	11	18.4	9.0
512	Drugs, drug proprietaries, and druggists' sundries -----	4 664 609	701 216	22 837	42.1	7	7.7	18.0
5122	Drugs, drug proprietaries, and druggists' sundries -----	4 664 609	701 216	22 837	42.1	7	7.7	18.0
513	Apparel, piece goods, and notions -----	855 000	113 579	13 760	41.6	8	29.1	15.4
5131	Piece goods, notions, and other dry goods -----	477 273	99 057	14 302	57.6	5	25.1	17.9
5136	Men's and boys' clothing and furnishings -----	1 581 923	153 470	15 694	36.1	10	28.3	16.2
5137	Women's, children's, and infants' clothing and accessories -----	413 750	59 107	10 333	47.8	7	36.6	9.2
5139	Footwear -----	(D)	(D)	(D)	(D)	(D)	(D)	(D)
514	Groceries and related products -----	3 840 783	271 850	22 233	50.1	14	16.3	4.5
5141	Groceries, general line -----	10 177 129	394 364	26 086	51.0	26	13.0	7.2
5142	Packaged frozen foods -----	3 040 667	373 852	19 574	47.6	8	11.0	1.9
5143	Dairy products, except dried or canned -----	1 040 458	231 213	19 417	46.6	5	18.0	3.3
5144	Poultry and poultry products -----	7 389 333	238 366	17 269	43.1	31	16.8	4.2
5145	Confectionery -----	2 242 095	186 103	15 486	45.6	12	18.3	2.3
5146	Fish and seafoods -----	2 254 857	232 118	14 809	38.3	10	16.6	5.2
5147	Meats and meat products -----	4 002 583	495 165	25 876	46.9	8	11.2	2.1
5148	Fresh fruits and vegetables -----	3 302 905	284 266	29 918	60.8	12	17.3	1.6
5149	Groceries and related products, n.e.c. -----	3 038 228	198 521	20 807	49.8	15	21.1	3.4
515	Farm-product raw materials -----	6 496 385	609 036	9 315	36.0	11	4.2	1.6
5153	Grain and field beans -----	1 810 583	395 036	15 873	50.2	5	8.0	12.8
5154	Livestock -----	11 962 875	623 472	6 003	30.5	19	3.2	.3
5159	Farm-product raw materials, n.e.c. -----	3 656 909	744 926	21 463	39.0	5	7.4	2.0
516	Chemicals and allied products -----	1 347 268	232 581	25 987	45.3	6	24.7	7.0
5162	Plastics materials and basic forms and shapes -----	1 258 538	282 086	22 000	42.5	4	18.3	10.0
5169	Chemicals and allied products, n.e.c. -----	1 363 986	225 695	26 542	45.6	6	25.8	6.4

See footnotes at end of table.

WHOLESALE TRADE—GEOGRAPHIC AREA SERIES

Table 2. Selected Ratios for the State: 1992 – Con.

[For meaning of abbreviations and symbols, see introductory text. For explanation of terms and comparability of 1987 and 1992 censuses, see appendix A]

SIC code	Type of operation and kind of business	Sales		Annual payroll		Employees per establishment ¹ (number)	Operating expenses as percent of sales	End-of-1992 inventories as percent of sales
		Per establishment (dollars)	Per employee ¹ (dollars)	Per employee ¹ (dollars)	As percent of operating expenses			
	Wholesale trade – Con.							
51	Nondurable goods – Con.							
517	Petroleum and petroleum products	5 733 195	477 039	16 294	38.1	12	9.0	3.4
5171	Petroleum bulk stations and terminals	6 403 913	528 458	17 799	38.0	12	8.9	3.3
5172	Petroleum and petroleum products wholesalers, except bulk stations and terminals	3 431 000	293 859	10 935	38.6	12	9.6	3.6
518	Beer, wine, and distilled alcoholic beverages	8 792 184	351 318	26 380	45.2	25	16.6	10.0
5181	Beer and ale	8 306 923	399 224	28 501	42.8	21	16.7	6.0
5182	Wine and distilled alcoholic beverages	9 843 583	288 105	23 580	49.5	34	16.5	17.3
519	Miscellaneous nondurable goods	1 366 941	235 360	16 749	42.7	6	16.7	10.0
5191	Farm supplies	1 607 864	262 508	15 729	41.5	6	14.5	11.8
5192	Books, periodicals, and newspapers	2 400 563	322 785	20 681	40.4	7	15.9	4.7
5193	Flowers, nursery stock, and florists' supplies	503 583	86 329	15 929	48.8	6	37.8	5.1
5194	Tobacco and tobacco products	9 092 200	459 202	18 374	47.9	20	8.4	5.7
5198	Paints, varnishes, and supplies	942 357	137 427	21 479	50.0	7	31.2	14.4
5199	Nondurable goods, n.e.c.	483 691	128 480	14 891	40.2	4	28.9	13.3
	Merchant wholesalers	2 078 235	236 711	21 445	49.7	9	18.2	10.5
50	Durable goods	1 596 501	199 969	22 581	52.5	8	21.5	13.6
501	Motor vehicles and motor vehicle parts and supplies	(D)	(D)	(D)	(D)	(D)	(D)	(D)
5012	Automobiles and other motor vehicles	(D)	(D)	(D)	(D)	(D)	(D)	(D)
5013	Motor vehicle supplies and new parts	1 160 083	137 026	18 963	51.2	8	27.0	20.2
5014	Tires and tubes	(D)	(D)	(D)	(D)	(D)	(D)	(D)
5015	Motor vehicle parts, used	283 708	66 107	14 835	48.7	4	46.1	11.9
502	Furniture and home furnishings	1 215 967	168 195	21 134	49.7	7	25.3	8.6
5021	Furniture	(D)	(D)	(D)	(D)	(D)	(D)	(D)
5023	Home furnishings	(D)	(D)	(D)	(D)	(D)	(D)	(D)
503	Lumber and other construction materials	2 642 236	263 726	24 776	51.5	10	18.2	8.8
5031	Lumber, plywood, millwork, and wood panels	(D)	(D)	(D)	(D)	(D)	(D)	(D)
5032	Brick, stone, and related construction materials	1 044 652	156 019	20 909	39.1	7	34.2	9.0
5033	Roofing, siding, and insulation materials	(D)	(D)	(D)	(D)	(D)	(D)	(D)
5039	Construction materials, n.e.c.	(D)	(D)	(D)	(D)	(D)	(D)	(D)
504	Professional and commercial equipment and supplies	1 360 645	163 670	22 167	55.0	8	24.6	8.4
5043	Photographic equipment and supplies	187 333	93 667	12 000	37.3	2	34.3	1.2
5044	Office equipment	856 770	86 528	21 157	58.5	10	41.8	9.6
5045	Computers and computer peripheral equipment and software	1 915 597	238 675	23 472	55.7	8	17.6	6.8
5046	Commercial equipment, n.e.c.	(D)	(D)	(D)	(D)	(D)	(D)	(D)
5047	Medical, dental, and hospital equipment and supplies	1 421 364	176 335	25 410	53.2	8	27.1	8.2
5048	Ophthalmic goods	513 167	54 982	13 482	53.5	9	45.9	15.5
5049	Professional equipment and supplies, n.e.c.	(D)	(D)	(D)	(D)	(D)	(D)	(D)
505	Metals and minerals, except petroleum	1 838 742	232 657	22 167	36.6	8	26.0	17.6
5051	Metals service centers and offices	(D)	(D)	(D)	(D)	(D)	(D)	(D)
5052	Coal and other minerals and ores	(D)	(D)	(D)	(D)	(D)	(D)	(D)
506	Electrical goods	2 205 557	284 851	29 058	56.3	8	18.1	10.2
5063	Electrical apparatus and equipment, wiring supplies, and construction materials	2 583 181	271 914	31 712	58.6	10	19.9	13.1
5064	Electrical appliances, television and radio sets	(D)	(D)	(D)	(D)	(D)	(D)	(D)
5065	Electronic parts and equipment, n.e.c.	(D)	(D)	(D)	(D)	(D)	(D)	(D)
507	Hardware, and plumbing and heating equipment and supplies	1 667 213	238 489	26 052	52.4	7	20.9	14.4
5072	Hardware	1 032 640	150 971	25 175	61.8	7	27.0	18.5
5074	Plumbing and heating equipment and supplies (hydronics)	(D)	(D)	(D)	(D)	(D)	(D)	(D)
5075	Warm air heating and air-conditioning equipment and supplies	(D)	(D)	(D)	(D)	(D)	(D)	(D)
5078	Refrigeration equipment and supplies	646 286	251 333	21 722	41.3	3	20.9	15.9
508	Machinery, equipment, and supplies	1 562 301	206 703	23 942	53.7	8	21.6	20.2
5082	Construction and mining (except petroleum) machinery and equipment	4 629 059	269 039	29 839	62.8	17	17.7	27.6
5083	Farm and garden machinery and equipment	(D)	(D)	(D)	(D)	(D)	(D)	(D)
5084	Industrial machinery and equipment	1 217 821	190 490	24 097	53.9	6	23.5	16.7
5085	Industrial supplies	(D)	(D)	(D)	(D)	(D)	(D)	(D)
5087	Service establishment equipment and supplies	762 468	135 742	21 053	50.0	6	31.0	12.1
5088	Transportation equipment and supplies, except motor vehicles	(D)	(D)	(D)	(D)	(D)	(D)	(D)
509	Miscellaneous durable goods	(D)	(D)	(D)	(D)	(D)	(D)	(D)
5091	Sporting and recreational goods and supplies	(D)	(D)	(D)	(D)	(D)	(D)	(D)
5092	Toys and hobby goods and supplies	460 333	108 314	14 627	36.2	4	37.3	15.2
5093	Scrap and waste materials	(D)	(D)	(D)	(D)	(D)	(D)	(D)
5094	Jewelry, watches, precious stones, and precious metals	(D)	(D)	(D)	(D)	(D)	(D)	(D)
5099	Durable goods, n.e.c.	(D)	(D)	(D)	(D)	(D)	(D)	(D)
51	Nondurable goods	2 969 822	289 665	19 807	45.7	10	15.0	7.4
511	Paper and paper products	1 709 705	165 661	21 031	55.8	10	22.7	10.8
5111	Printing and writing paper	(D)	(D)	(D)	(D)	(D)	(D)	(D)
5112	Stationery and office supplies	1 252 255	124 998	18 439	57.8	10	25.5	11.1
5113	Industrial and personal service paper	(D)	(D)	(D)	(D)	(D)	(D)	(D)
512	Drugs, drug proprietaries, and druggists' sundries	(D)	(D)	(D)	(D)	(D)	(D)	(D)
5122	Drugs, drug proprietaries, and druggists' sundries	(D)	(D)	(D)	(D)	(D)	(D)	(D)
513	Apparel, piece goods, and notions	850 242	116 908	13 696	41.5	7	28.2	15.8
5131	Piece goods, notions, and other dry goods	(D)	(D)	(D)	(D)	(D)	(D)	(D)
5136	Men's and boys' clothing and furnishings	(D)	(D)	(D)	(D)	(D)	(D)	(D)
5137	Women's, children's, and infants' clothing and accessories	413 750	59 107	10 333	47.8	7	36.6	9.2
5139	Footwear	(D)	(D)	(D)	(D)	(D)	(D)	(D)

See footnotes at end of table.

Table 2. Selected Ratios for the State: 1992 – Con.

[For meaning of abbreviations and symbols, see introductory text. For explanation of terms and comparability of 1987 and 1992 censuses, see appendix A]

SIC code	Type of operation and kind of business	Sales		Annual payroll		Employees per establishment ¹ (number)	Operating expenses as percent of sales	End-of-1992 inventories as percent of sales
		Per establishment (dollars)	Per employee ¹ (dollars)	Per employee ¹ (dollars)	As percent of operating expenses			
Merchant wholesalers – Con.								
51	Nondurable goods – Con.							
514	Groceries and related products	3 314 975	241 589	22 052	50.9	14	17.9	6.2
5141	Groceries, general line	10 850 840	360 733	26 751	51.1	30	14.5	8.4
5142	Packaged frozen foods	1 120 222	121 470	18 530	47.7	9	32.0	6.3
5143	Dairy products, except dried or canned	717 813	149 156	15 325	40.6	5	25.3	6.1
5144	Poultry and poultry products	(D)	(D)	(D)	(D)	(D)	(D)	(D)
5145	Confectionery	(D)	(D)	(D)	(D)	(D)	(D)	(D)
5146	Fish and seafoods	(D)	(D)	(D)	(D)	(D)	(D)	(D)
5147	Meats and meat products	(D)	(D)	(D)	(D)	(D)	(D)	(D)
5148	Fresh fruits and vegetables	3 520 688	237 684	24 679	57.0	15	18.2	1.9
5149	Groceries and related products, n.e.c.	(D)	(D)	(D)	(D)	(D)	(D)	(D)
515	Farm-product raw materials	2 453 308	452 383	15 099	45.0	5	7.4	6.1
5153	Grain and field beans	(D)	(D)	(D)	(D)	(D)	(D)	(D)
5154	Livestock	(D)	(D)	(D)	(D)	(D)	(D)	(D)
5159	Farm-product raw materials, n.e.c.	(D)	(D)	(D)	(D)	(D)	(D)	(D)
516	Chemicals and allied products	1 067 508	212 155	24 334	46.5	5	24.7	8.3
5162	Plastics materials and basic forms and shapes	(D)	(D)	(D)	(D)	(D)	(D)	(D)
5169	Chemicals and allied products, n.e.c.	(D)	(D)	(D)	(D)	(D)	(D)	(D)
517	Petroleum and petroleum products	4 852 421	397 289	15 980	37.8	12	10.6	3.5
5171	Petroleum bulk stations and terminals	5 283 508	426 879	17 424	37.7	12	10.8	3.5
5172	Petroleum and petroleum products wholesalers, except bulk stations and terminals	3 431 000	293 859	10 935	38.6	12	9.6	3.6
518	Beer, wine, and distilled alcoholic beverages	(D)	(D)	(D)	(D)	(D)	(D)	(D)
5181	Beer and ale	(D)	(D)	(D)	(D)	(D)	(D)	(D)
5182	Wine and distilled alcoholic beverages	(D)	(D)	(D)	(D)	(D)	(D)	(D)
519	Miscellaneous nondurable goods	(D)	(D)	(D)	(D)	(D)	(D)	(D)
5191	Farm supplies	(D)	(D)	(D)	(D)	(D)	(D)	(D)
5192	Books, periodicals, and newspapers	1 855 545	202 089	17 337	41.3	9	20.8	5.5
5193	Flowers, nursery stock, and florists' supplies	(D)	(D)	(D)	(D)	(D)	(D)	(D)
5194	Tobacco and tobacco products	9 092 200	459 202	18 374	47.9	20	8.4	5.7
5198	Paints, varnishes, and supplies	(D)	(D)	(D)	(D)	(D)	(D)	(D)
5199	Nondurable goods, n.e.c.	(D)	(D)	(D)	(D)	(D)	(D)	(D)
Manufacturers' sales branches and sales offices		5 035 325	371 851	32 861	50.6	14	17.5	4.7
50	Durable goods	4 540 712	354 693	40 619	53.8	13	21.3	6.1
501	Motor vehicles and motor vehicle parts and supplies	(D)	(D)	(D)	(D)	(D)	(D)	(D)
502	Furniture and home furnishings	767 667	575 750	15 250	29.2	1	9.1	–
503	Lumber and other construction materials	(D)	(D)	(D)	(D)	(D)	(D)	(D)
504	Professional and commercial equipment and supplies	2 037 750	388 143	41 429	53.7	5	19.9	.7
505	Metals and minerals, except petroleum	(D)	(D)	(D)	(D)	(D)	(D)	(D)
506	Electrical goods	3 668 941	442 355	37 759	61.8	8	13.8	6.9
507	Hardware, and plumbing and heating equipment and supplies	–	–	–	–	–	–	–
508	Machinery, equipment, and supplies	1 688 561	417 054	33 048	51.7	4	15.3	9.5
509	Miscellaneous durable goods	(D)	(D)	(D)	(D)	(D)	(D)	(D)
51	Nondurable goods	5 696 795	392 068	23 719	45.3	15	13.4	3.2
511	Paper and paper products	2 344 714	334 959	25 694	37.3	7	20.6	7.2
512	Drugs, drug proprietaries, and druggists' sundries	(D)	(D)	(D)	(D)	(D)	(D)	(D)
513	Apparel, piece goods, and notions	(D)	(D)	(D)	(D)	(D)	(D)	(D)
514	Groceries and related products	5 590 675	248 474	22 136	47.8	23	18.6	2.8
515	Farm-product raw materials	–	–	–	–	–	–	–
516	Chemicals and allied products	2 274 895	273 563	29 304	43.4	8	24.7	4.9
517	Petroleum and petroleum products	(D)	(D)	(D)	(D)	(D)	(D)	(D)
518	Beer, wine, and distilled alcoholic beverages	(D)	(D)	(D)	(D)	(D)	(D)	(D)
519	Miscellaneous nondurable goods	(D)	(D)	(D)	(D)	(D)	(D)	(D)
Agents, brokers, and commission merchants		5 322 860	891 299	19 995	49.1	6	4.6	.2
50	Durable goods	4 724 567	1 005 227	26 163	53.9	5	4.8	.1
501	Motor vehicles and motor vehicle parts and supplies	(D)	(D)	(D)	(D)	(D)	(D)	(D)
502	Furniture and home furnishings	767 667	575 750	15 250	29.2	1	9.1	–
503	Lumber and other construction materials	(D)	(D)	(D)	(D)	(D)	(D)	(D)
504	Professional and commercial equipment and supplies	2 037 750	388 143	41 429	53.7	5	19.9	.7
505	Metals and minerals, except petroleum	(D)	(D)	(D)	(D)	(D)	(D)	(D)
506	Electrical goods	2 907 455	858 577	30 282	54.2	3	6.5	.2
507	Hardware, and plumbing and heating equipment and supplies	3 049 500	1 524 750	24 333	37.0	2	4.3	–
508	Machinery, equipment, and supplies	1 357 385	534 727	23 121	50.1	3	8.6	.3
509	Miscellaneous durable goods	(D)	(D)	(D)	(D)	(D)	(D)	(D)
51	Nondurable goods	6 338 830	779 485	13 942	42.2	8	4.2	.3
511	Paper and paper products	1 553 000	887 429	27 571	53.3	2	5.8	.2
512	Drugs, drug proprietaries, and druggists' sundries	–	–	–	–	–	–	–
513	Apparel, piece goods, and notions	(D)	(D)	(D)	(D)	(D)	(D)	(D)
514	Groceries and related products	4 308 000	964 992	26 088	54.4	4	5.0	–
515	Farm-product raw materials	14 582 538	689 356	6 349	28.9	21	3.2	.1
516	Chemicals and allied products	–	–	–	–	–	–	–
517	Petroleum and petroleum products	(D)	(D)	(D)	(D)	(D)	(D)	(D)
518	Beer, wine, and distilled alcoholic beverages	(D)	(D)	(D)	(D)	(D)	(D)	(D)
519	Miscellaneous nondurable goods	3 565 400	1 188 467	42 400	42.1	3	8.5	3.4

¹Based on number of employees for pay period including March 12.

Table 3. Comparative Statistics for the State: 1992 and 1987

[For meaning of abbreviations and symbols, see introductory text. For explanation of terms and comparability of 1987 and 1992 censuses, see appendix A]

SIC code	Type of operation and kind of business	Establishments		Sales			Annual payroll			Paid employees for pay period including March 12	
		1992 (number)	1987 (number)	1992 (\$1,000)	1987 (\$1,000)	Percent change 1987 to 1992	1992 (\$1,000)	1987 (\$1,000)	Percent change 1987 to 1992	1992 (number)	1987 (number)
	Wholesale trade -----	2 515	2 398	6 264 418	5 102 353	22.8	513 472	421 783	21.7	22 603	22 137
50	Durable goods -----	1 615	1 550	3 186 682	2 445 403	30.3	323 707	262 870	23.1	13 133	12 680
501	Motor vehicles and motor vehicle parts and supplies ---	245	243	555 369	309 016	79.7	38 946	32 787	18.8	2 033	1 887
5012	Automobiles and other motor vehicles -----	37	37	333 169	128 757	158.8	9 623	8 535	12.7	478	443
5013	Motor vehicle supplies and new parts -----	138	143	164 028	137 634	19.2	21 930	18 528	18.4	1 161	1 076
5014	Tires and tubes -----	22	21	44 554	30 580	45.7	4 337	3 195	35.7	188	154
5015	Motor vehicle parts, used -----	48	42	13 618	12 045	13.1	3 056	2 529	20.8	206	214
502	Furniture and homefurnishings -----	64	51	76 477	54 478	40.4	9 381	7 640	22.8	445	424
5021	Furniture -----	25	22	39 559	30 674	29.0	4 906	4 600	6.7	222	253
5023	Homefurnishings -----	39	29	36 918	23 804	55.1	4 475	3 040	47.2	223	171
503	Lumber and other construction materials -----	122	115	354 651	288 381	23.0	29 813	23 693	25.8	1 201	1 172
5031	Lumber, plywood, millwork, and wood panels -----	39	46	229 958	191 625	20.0	16 881	13 265	27.3	627	623
5032	Brick, stone, and related construction materials -----	31	29	44 298	48 911	-9.4	4 076	4 448	-8.4	192	226
5033	Roofing, siding, and insulation materials -----	19	11	39 198	20 621	90.1	2 886	1 452	98.8	120	81
5039	Construction materials, n.e.c. -----	33	29	41 197	27 224	51.3	5 970	4 528	31.8	262	242
504	Professional and commercial equipment and supplies ---	255	247	553 739	511 723	8.2	80 378	70 615	13.8	2 622	2 840
5043	Photographic equipment and supplies -----	3	6	562	(D)	(D)	72	(D)	(D)	6	AA
5044	Office equipment -----	69	66	112 112	82 669	35.6	22 458	16 110	39.4	850	798
5045	Computers and computer peripheral equipment and software -----	96	85	316 757	312 931	1.2	42 102	38 508	9.3	1 128	1 257
5046	Commercial equipment, n.e.c. -----	24	18	25 520	20 863	22.3	3 634	3 040	19.1	181	149
5047	Medical, dental, and hospital equipment and supplies -	39	34	65 884	60 035	9.7	9 285	8 587	8.1	302	376
5048	Ophthalmic goods -----	6	12	3 079	(D)	(D)	755	(D)	(D)	56	BB
5049	Professional equipment and supplies, n.e.c. -----	18	26	29 825	24 375	22.4	2 072	3 124	-33.7	99	167
505	Metals and minerals, except petroleum -----	39	36	(D)	79 228	(D)	(D)	6 485	(D)	EE	339
5051	Metals service centers and offices -----	37	35	(D)	(D)	(D)	(D)	(D)	(D)	EE	EE
5052	Coal and other minerals and ores -----	2	1	(D)	(D)	(D)	(D)	(D)	(D)	AA	AA
506	Electrical goods -----	201	181	499 078	408 218	22.3	41 335	30 216	36.8	1 374	1 258
5063	Electrical apparatus and equipment, wiring supplies, and construction materials -----	101	81	269 435	192 413	40.0	26 677	15 912	67.7	838	659
5064	Electrical appliances, television and radio sets -----	13	8	16 807	16 997	-1.1	961	961	-	56	49
5065	Electronic parts and equipment, n.e.c. -----	87	92	212 836	198 808	7.1	13 697	13 343	2.7	480	550
507	Hardware, and plumbing and heating equipment and supplies -----	114	110	198 356	152 586	30.0	19 961	16 648	19.9	767	800
5072	Hardware -----	25	22	25 816	(D)	(D)	4 305	(D)	(D)	171	CC
5074	Plumbing and heating equipment and supplies (hydronics) -----	61	59	110 670	91 498	21.0	11 143	9 469	17.7	450	474
5075	Warm air heating and air-conditioning equipment and supplies -----	21	27	57 346	42 592	34.6	4 122	3 764	9.5	128	173
5078	Refrigeration equipment and supplies -----	7	2	4 524	(D)	(D)	391	(D)	(D)	18	AA
508	Machinery, equipment, and supplies -----	389	408	610 248	474 172	28.7	66 869	58 867	13.6	2 731	2 841
5082	Construction and mining (except petroleum) machinery and equipment -----	37	40	159 966	108 019	48.1	17 624	15 408	14.4	591	601
5083	Farm and garden machinery and equipment -----	40	57	63 590	50 848	25.1	5 810	6 072	-4.3	305	341
5084	Industrial machinery and equipment -----	189	185	250 164	209 820	19.2	27 774	24 057	15.5	1 098	1 178
5085	Industrial supplies -----	64	60	87 252	74 502	17.1	9 191	8 180	12.4	432	426
5087	Service establishment equipment and supplies -----	50	61	39 383	29 568	33.2	5 864	4 925	19.1	273	284
5088	Transportation equipment and supplies, except motor vehicles -----	9	5	9 893	1 415	599.2	606	225	169.3	32	11
509	Miscellaneous durable goods -----	186	159	(D)	167 601	(D)	(D)	15 919	(D)	GG	1 119
5091	Sporting and recreational goods and supplies -----	10	8	11 232	6 457	74.0	1 527	747	104.4	90	58
5092	Toys and hobby goods and supplies -----	12	4	5 524	4 063	36.0	746	322	131.7	51	36
5093	Scrap and waste materials -----	34	39	33 872	30 424	11.3	4 910	3 102	58.3	217	218
5094	Jewelry, watches, precious stones, and precious metals -----	103	85	187 097	118 119	58.4	20 581	10 745	91.5	1 178	703
5099	Durable goods, n.e.c. -----	27	23	(D)	8 538	(D)	(D)	1 003	(D)	BB	104
51	Nondurable goods -----	900	848	3 077 736	2 656 950	15.8	189 765	158 913	19.4	9 470	9 457
511	Paper and paper products -----	89	73	155 982	108 773	43.4	18 382	15 604	17.8	861	896
5111	Printing and writing paper -----	10	6	29 768	19 798	50.4	2 892	2 202	31.3	109	109
5112	Stationery and office supplies -----	63	56	76 808	58 207	32.0	10 903	10 363	5.2	574	649
5113	Industrial and personal service paper -----	16	11	49 406	30 768	60.6	4 587	3 039	50.9	178	138
512	Drugs, drug proprietaries, and druggists' sundries -----	23	23	107 286	74 093	44.8	3 494	4 015	-13.0	153	226
5122	Drugs, drug proprietaries, and druggists' sundries -----	23	23	107 286	74 093	44.8	3 494	4 015	-13.0	153	226
513	Apparel, piece goods, and notions -----	36	18	30 780	13 148	134.1	3 729	1 668	123.6	271	141
5131	Piece goods, notions, and other dry goods -----	11	5	5 250	(D)	(D)	758	(D)	(D)	53	BB
5136	Men's and boys' clothing and furnishings -----	13	2	20 565	(D)	(D)	2 103	(D)	(D)	134	BB
5137	Women's, children's, and infants' clothing and accessories -----	12	10	4 965	3 763	31.9	868	586	48.1	84	58
5139	Footwear -----	-	1	-	(D)	(D)	-	(D)	(D)	-	AA
514	Groceries and related products -----	226	209	868 017	787 752	10.2	70 991	51 113	38.9	3 193	2 528
5141	Groceries, general line -----	31	26	315 491	386 816	-18.4	20 869	20 821	.2	800	789
5142	Packaged frozen foods -----	15	13	45 610	38 723	17.8	2 388	1 220	95.7	122	75
5143	Dairy products, except dried or canned -----	24	36	24 971	35 732	-30.1	2 097	2 472	-15.2	108	182
5144	Poultry and poultry products -----	3	4	22 168	(D)	(D)	1 606	(D)	(D)	93	BB
5145	Confectionery -----	21	25	47 084	40 927	15.0	3 918	2 406	62.8	253	148

Table 3. Comparative Statistics for the State: 1992 and 1987 — Con.

[For meaning of abbreviations and symbols, see introductory text. For explanation of terms and comparability of 1987 and 1992 censuses, see appendix A]

SIC code	Type of operation and kind of business	Establishments		Sales			Annual payroll			Paid employees for pay period including March 12	
		1992 (number)	1987 (number)	1992 (\$1,000)	1987 (\$1,000)	Percent change 1987 to 1992	1992 (\$1,000)	1987 (\$1,000)	Percent change 1987 to 1992	1992 (number)	1987 (number)
	Wholesale trade — Con.										
51	Nondurable goods — Con.										
514	Groceries and related products — Con.										
5146	Fish and seafoods	7	5	15 784	(D)	(D)	1 007	(D)	(D)	68	AA
5147	Meats and meat products	12	18	48 031	58 025	-17.2	2 510	3 005	-16.5	97	192
5148	Fresh fruits and vegetables	21	15	69 361	53 837	28.8	7 300	5 853	24.7	244	264
5149	Groceries and related products, n.e.c.	92	67	279 517	146 095	91.3	29 296	13 914	110.6	1 408	809
515	Farm-product raw materials	39	36	253 359	194 782	30.1	3 875	3 785	2.4	416	469
5153	Grain and field beans	12	12	21 727	36 996	-41.3	873	1 403	-37.8	55	101
5154	Livestock	16	15	191 406	131 146	45.9	1 843	1 514	21.7	307	305
5159	Farm-product raw materials, n.e.c.	11	9	40 226	26 640	51.0	1 159	868	33.5	54	63
516	Chemicals and allied products	82	70	110 476	89 728	23.1	12 344	8 461	45.9	475	364
5162	Plastics materials and basic forms and shapes	13	7	16 361	10 859	50.7	1 276	674	89.3	58	34
5169	Chemicals and allied products, n.e.c.	69	63	94 115	78 869	19.3	11 068	7 787	42.1	417	330
517	Petroleum and petroleum products	164	164	940 244	952 809	-1.3	32 116	35 892	-10.5	1 971	2 470
5171	Petroleum bulk stations and terminals	127	132	813 297	845 536	-3.8	27 392	30 678	-10.7	1 539	2 048
5172	Petroleum and petroleum products wholesalers, except bulk stations and terminals	37	32	126 947	107 273	18.3	4 724	5 214	-9.4	432	422
518	Beer, wine, and distilled alcoholic beverages	38	47	334 103	276 804	20.7	25 087	23 127	8.5	951	1 107
5181	Beer and ale	26	28	215 980	170 192	26.9	15 419	13 326	15.7	541	606
5182	Wine and distilled alcoholic beverages	12	19	118 123	106 612	10.8	9 668	9 801	-1.4	410	501
519	Miscellaneous nondurable goods	203	208	277 489	159 061	74.5	19 747	15 248	29.5	1 179	1 256
5191	Farm supplies	88	95	141 492	71 162	98.8	8 478	6 841	23.9	539	613
5192	Books, periodicals, and newspapers	16	15	38 409	20 973	83.1	2 461	1 947	26.4	119	101
5193	Flowers, nursery stock, and florists' supplies	12	13	6 043	(D)	(D)	1 115	(D)	(D)	70	CC
5194	Tobacco and tobacco products	5	10	45 461	(D)	(D)	1 819	(D)	(D)	99	CC
5198	Paints, varnishes, and supplies	14	22	13 193	11 323	16.5	2 062	1 470	40.3	96	98
5199	Nondurable goods, n.e.c.	68	53	32 891	15 825	107.8	3 812	2 031	87.7	256	185
	Merchant wholesalers	2 178	2 076	4 526 396	3 894 541	16.2	410 071	348 267	17.7	19 122	19 112
50	Durable goods	1 414	1 349	2 257 452	1 808 326	24.8	254 920	207 795	22.7	11 289	10 799
501	Motor vehicles and motor vehicle parts and supplies	237	232	(D)	286 015	(D)	(D)	31 169	(D)	GG	1 811
5012	Automobiles and other motor vehicles	35	34	(D)	(D)	(D)	(D)	(D)	(D)	EE	EE
5013	Motor vehicle supplies and new parts	133	138	154 291	134 370	14.8	21 352	18 258	16.9	1 126	1 056
5014	Tires and tubes	21	18	(D)	(D)	(D)	(D)	(D)	(D)	CC	CC
5015	Motor vehicle parts, used	48	42	13 618	12 045	13.1	3 056	2 529	20.8	206	214
502	Furniture and home furnishings	61	45	74 174	51 919	42.9	9 320	7 503	24.2	441	414
5021	Furniture	23	20	(D)	(D)	(D)	(D)	(D)	(D)	CC	EE
5023	Home furnishings	38	25	(D)	(D)	(D)	(D)	(D)	(D)	CC	CC
503	Lumber and other construction materials	106	98	280 077	215 307	30.1	26 312	19 731	33.4	1 062	973
5031	Lumber, plywood, millwork, and wood panels	36	40	(D)	150 502	(D)	(D)	11 323	(D)	FF	545
5032	Brick, stone, and related construction materials	23	24	24 027	23 078	4.1	3 220	3 411	-5.6	154	174
5033	Roofing, siding, and insulation materials	17	11	(D)	20 621	(D)	(D)	1 452	(D)	CC	81
5039	Construction materials, n.e.c.	30	23	(D)	21 106	(D)	(D)	3 545	(D)	CC	173
504	Professional and commercial equipment and supplies	217	207	295 260	215 530	37.0	39 989	35 295	13.3	1 804	1 787
5043	Photographic equipment and supplies	3	6	562	(D)	(D)	72	(D)	(D)	6	AA
5044	Office equipment	61	60	52 263	42 547	22.8	12 779	8 894	43.7	604	542
5045	Computers and computer peripheral equipment and software	77	61	147 501	71 704	105.7	14 506	11 888	22.0	618	521
5046	Commercial equipment, n.e.c.	23	17	(D)	(D)	(D)	(D)	(D)	(D)	CC	CC
5047	Medical, dental, and hospital equipment and supplies	33	31	46 905	52 552	-10.7	6 759	7 695	-12.2	266	338
5048	Ophthalmic goods	6	11	3 079	(D)	(D)	755	(D)	(D)	56	BB
5049	Professional equipment and supplies, n.e.c.	14	21	(D)	18 464	(D)	(D)	2 555	(D)	BB	145
505	Metals and minerals, except petroleum	31	29	57 001	61 932	-8.0	5 431	5 838	-7.0	245	308
5051	Metals service centers and offices	29	28	(D)	(D)	(D)	(D)	(D)	(D)	CC	EE
5052	Coal and other minerals and ores	2	1	(D)	(D)	(D)	(D)	(D)	(D)	AA	AA
506	Electrical goods	140	117	308 778	249 056	24.0	31 499	21 989	43.2	1 084	972
5063	Electrical apparatus and equipment, wiring supplies, and construction materials	72	55	185 989	(D)	(D)	21 691	(D)	(D)	684	FF
5064	Electrical appliances, television and radio sets	11	7	(D)	(D)	(D)	(D)	(D)	(D)	BB	BB
5065	Electronic parts and equipment, n.e.c.	57	55	(D)	96 153	(D)	(D)	8 325	(D)	EE	376
507	Hardware, and plumbing and heating equipment and supplies	108	104	180 059	145 175	24.0	19 669	16 212	21.3	755	777
5072	Hardware	25	20	25 816	(D)	(D)	4 305	(D)	(D)	171	CC
5074	Plumbing and heating equipment and supplies (hydronics)	57	56	(D)	86 620	(D)	(D)	9 291	(D)	EE	465
5075	Warm air heating and air-conditioning equipment and supplies	19	26	(D)	(D)	(D)	(D)	(D)	(D)	CC	CC
5078	Refrigeration equipment and supplies	7	2	4 524	(D)	(D)	391	(D)	(D)	18	AA
508	Machinery, equipment, and supplies	335	370	523 371	427 743	22.4	60 620	54 644	10.9	2 532	2 673
5082	Construction and mining (except petroleum) machinery and equipment	34	38	157 388	(D)	(D)	17 456	(D)	(D)	585	FF
5083	Farm and garden machinery and equipment	38	54	(D)	(D)	(D)	(D)	(D)	(D)	EE	EE
5084	Industrial machinery and equipment	145	154	176 584	174 086	1.4	22 338	20 624	8.3	927	1 041
5085	Industrial supplies	63	59	(D)	(D)	(D)	(D)	(D)	(D)	EE	EE
5087	Service establishment equipment and supplies	47	60	35 836	(D)	(D)	5 558	(D)	(D)	264	EE
5088	Transportation equipment and supplies, except motor vehicles	8	5	(D)	1 415	(D)	(D)	225	(D)	BB	11
509	Miscellaneous durable goods	179	147	(D)	155 649	(D)	(D)	15 414	(D)	GG	1 084
5091	Sporting and recreational goods and supplies	9	7	(D)	(D)	(D)	(D)	(D)	(D)	BB	BB
5092	Toys and hobby goods and supplies	12	4	5 524	4 063	36.0	746	322	131.7	51	36
5093	Scrap and waste materials	33	35	(D)	(D)	(D)	(D)	(D)	(D)	CC	CC
5094	Jewelry, watches, precious stones, and precious metals	99	80	(D)	(D)	(D)	(D)	(D)	(D)	GG	FF
5099	Durable goods, n.e.c.	26	21	(D)	(D)	(D)	(D)	(D)	(D)	BB	CC

Table 3. Comparative Statistics for the State: 1992 and 1987 — Con.

[For meaning of abbreviations and symbols, see introductory text. For explanation of terms and comparability of 1987 and 1992 censuses, see appendix A]

SIC code	Type of operation and kind of business	Establishments		Sales			Annual payroll			Paid employees for pay period including March 12	
		1992 (number)	1987 (number)	1992 (\$1,000)	1987 (\$1,000)	Percent change 1987 to 1992	1992 (\$1,000)	1987 (\$1,000)	Percent change 1987 to 1992	1992 (number)	1987 (number)
	Merchant wholesalers — Con.										
51	Nondurable goods	764	727	2 268 944	2 086 215	8.8	155 151	140 472	10.4	7 833	8 313
511	Paper and paper products	78	66	133 357	(D)	(D)	16 930	(D)	(D)	805	FF
5111	Printing and writing paper	9	5	(D)	(D)	(D)	(D)	(D)	(D)	BB	BB
5112	Stationery and office supplies	55	50	68 874	(D)	(D)	10 160	(D)	(D)	551	FF
5113	Industrial and personal service paper	14	11	(D)	30 768	(D)	(D)	3 039	(D)	CC	138
512	Drugs, drug proprietaries, and druggists' sundries	22	22	(D)	(D)	(D)	(D)	(D)	(D)	CC	CC
5122	Drugs, drug proprietaries, and druggists' sundries	22	22	(D)	(D)	(D)	(D)	(D)	(D)	CC	CC
513	Apparel, piece goods, and notions	33	18	28 058	13 148	113.4	3 287	1 668	97.1	240	141
5131	Piece goods, notions, and other dry goods	10	5	(D)	(D)	(D)	(D)	(D)	(D)	BB	BB
5136	Men's and boys' clothing and furnishings	11	2	(D)	(D)	(D)	(D)	(D)	(D)	CC	BB
5137	Women's, children's, and infants' clothing and accessories	12	10	4 965	3 763	31.9	868	586	48.1	84	58
5139	Footwear	—	1	—	(D)	(D)	—	(D)	(D)	—	AA
514	Groceries and related products	158	154	523 766	563 047	-7.0	47 808	41 534	15.1	2 168	1 976
5141	Groceries, general line	25	21	271 271	343 172	-21.0	20 117	20 160	-2	752	754
5142	Packaged frozen foods	9	7	10 082	7 227	39.5	1 538	685	124.5	83	46
5143	Dairy products, except dried or canned	16	28	11 485	(D)	(D)	1 180	(D)	(D)	77	CC
5144	Poultry and poultry products	1	1	(D)	(D)	(D)	(D)	(D)	(D)	AA	BB
5145	Confectionery	16	17	(D)	13 379	(D)	(D)	1 008	(D)	BB	93
5146	Fish and seafoods	6	5	(D)	(D)	(D)	(D)	(D)	(D)	BB	AA
5147	Meats and meat products	10	16	(D)	(D)	(D)	(D)	(D)	(D)	BB	CC
5148	Fresh fruits and vegetables	16	13	56 331	(D)	(D)	5 849	(D)	(D)	237	EE
5149	Groceries and related products, n.e.c.	59	46	(D)	69 100	(D)	(D)	8 965	(D)	FF	517
515	Farm-product raw materials	26	25	63 786	(D)	(D)	2 129	(D)	(D)	141	CC
5153	Grain and field beans	11	12	(D)	36 996	(D)	(D)	1 403	(D)	BB	101
5154	Livestock	5	4	(D)	(D)	(D)	(D)	(D)	(D)	BB	BB
5159	Farm-product raw materials, n.e.c.	10	9	(D)	26 640	(D)	(D)	868	(D)	BB	63
516	Chemicals and allied products	63	49	67 253	52 933	27.1	7 714	4 772	61.7	317	220
5162	Plastics materials and basic forms and shapes	12	6	(D)	(D)	(D)	(D)	(D)	(D)	BB	BB
5169	Chemicals and allied products, n.e.c.	51	43	(D)	(D)	(D)	(D)	(D)	(D)	EE	CC
517	Petroleum and petroleum products	159	159	771 535	807 242	-4.4	31 034	35 114	-11.6	1 942	2 446
5171	Petroleum bulk stations and terminals	122	128	644 588	(D)	(D)	26 310	(D)	(D)	1 510	GG
5172	Petroleum and petroleum products wholesalers, except bulk stations and terminals	37	31	126 947	(D)	(D)	4 724	(D)	(D)	432	EE
518	Beer, wine, and distilled alcoholic beverages	36	45	(D)	(D)	(D)	(D)	(D)	(D)	FF	GG
5181	Beer and ale	25	28	(D)	170 192	(D)	(D)	13 326	(D)	FF	606
5182	Wine and distilled alcoholic beverages	11	17	(D)	(D)	(D)	(D)	(D)	(D)	EE	EE
519	Miscellaneous nondurable goods	189	189	(D)	145 158	(D)	(D)	14 035	(D)	GG	1 180
5191	Farm supplies	86	81	(D)	68 550	(D)	(D)	6 559	(D)	FF	598
5192	Books, periodicals, and newspapers	11	12	20 411	(D)	(D)	1 751	(D)	(D)	101	BB
5193	Flowers, nursery stock, and florists' supplies	11	13	(D)	(D)	(D)	(D)	(D)	(D)	BB	CC
5194	Tobacco and tobacco products	5	10	45 461	(D)	(D)	1 819	(D)	(D)	99	CC
5198	Paints, varnishes, and supplies	10	14	(D)	(D)	(D)	(D)	(D)	(D)	BB	BB
5199	Nondurable goods, n.e.c.	66	49	(D)	14 595	(D)	(D)	1 828	(D)	EE	166
	Manufacturers' sales branches and sales offices	194	176	976 853	788 909	23.8	86 325	61 752	39.8	2 627	2 203
50	Durable goods	111	101	504 019	475 109	6.1	57 720	47 490	21.5	1 421	1 552
501	Motor vehicles and motor vehicle parts and supplies	6	6	(D)	(D)	(D)	(D)	(D)	(D)	BB	BB
502	Furniture and home furnishings	—	—	—	—	—	—	—	—	—	—
503	Lumber and other construction materials	13	12	(D)	(D)	(D)	(D)	(D)	(D)	CC	CC
504	Professional and commercial equipment and supplies	26	30	234 026	280 541	-16.6	37 779	33 774	11.9	755	985
505	Metals and minerals, except petroleum	7	5	(D)	(D)	(D)	(D)	(D)	(D)	BB	BB
506	Electrical goods	17	14	62 372	(D)	(D)	5 324	(D)	(D)	141	CC
507	Hardware, and plumbing and heating equipment and supplies	—	2	—	(D)	(D)	—	(D)	(D)	—	AA
508	Machinery, equipment, and supplies	41	32	69 231	(D)	(D)	5 486	(D)	(D)	166	CC
509	Miscellaneous durable goods	1	—	(D)	—	(X)	(D)	(X)	(X)	CC	—
51	Nondurable goods	83	75	472 834	313 800	50.7	28 605	14 262	100.6	1 206	651
511	Paper and paper products	7	5	16 413	(D)	(D)	1 259	(D)	(D)	49	BB
512	Drugs, drug proprietaries, and druggists' sundries	1	1	(D)	(D)	(D)	(D)	(D)	(D)	AA	AA
513	Apparel, piece goods, and notions	2	—	(D)	(X)	(D)	(D)	(X)	(X)	BB	—
514	Groceries and related products	40	31	223 627	105 530	111.9	19 922	7 079	181.4	900	357
515	Farm-product raw materials	19	19	43 223	(D)	(D)	4 630	(D)	(D)	158	CC
516	Chemicals and allied products	19	19	43 223	(D)	(D)	4 630	(D)	(D)	158	CC
517	Petroleum and petroleum products	4	5	(D)	145 567	(D)	(D)	778	(D)	BB	24
518	Beer, wine, and distilled alcoholic beverages	1	1	(D)	(D)	(D)	(D)	(D)	(D)	AA	AA
519	Miscellaneous nondurable goods	9	13	(D)	8 646	(D)	(D)	982	(D)	BB	56
	Agents, brokers, and commission merchants	143	146	761 169	418 903	81.7	17 076	11 764	45.2	854	822
50	Durable goods	90	100	425 211	161 968	162.5	11 067	7 585	45.9	423	329
501	Motor vehicles and motor vehicle parts and supplies	2	5	(D)	(D)	(D)	(D)	(D)	(D)	CC	AA
502	Furniture and home furnishings	3	6	2 303	2 559	-10.0	61	137	-55.5	4	10
503	Lumber and other construction materials	3	5	(D)	(D)	(D)	(D)	(D)	(D)	AA	AA
504	Professional and commercial equipment and supplies	12	10	24 453	15 652	56.2	2 610	1 546	68.8	63	68
505	Metals and minerals, except petroleum	1	2	(D)	(D)	(D)	(D)	(D)	(D)	AA	AA
506	Electrical goods	44	50	127 928	(D)	(D)	4 512	(D)	(D)	149	CC

Table 3. Comparative Statistics for the State: 1992 and 1987 — Con.

[For meaning of abbreviations and symbols, see introductory text. For explanation of terms and comparability of 1987 and 1992 censuses, see appendix A]

SIC code	Type of operation and kind of business	Establishments		Sales			Annual payroll			Paid employees for pay period including March 12	
		1992 (number)	1987 (number)	1992 (\$1,000)	1987 (\$1,000)	Percent change 1987 to 1992	1992 (\$1,000)	1987 (\$1,000)	Percent change 1987 to 1992	1992 (number)	1987 (number)
	Agents, brokers, and commission merchants — Con.										
50	Durable goods — Con.										
507	Hardware, and plumbing and heating equipment and supplies	6	4	18 297	(D)	(D)	292	(D)	(D)	12	AA
508	Machinery, equipment, and supplies	13	6	17 646	(D)	(D)	763	(D)	(D)	33	AA
509	Miscellaneous durable goods	6	12	(D)	11 952	(D)	(D)	505	(D)	BB	35
51	Nondurable goods	53	46	335 958	256 935	30.8	6 009	4 179	43.8	431	493
511	Paper and paper products	4	2	6 212	(D)	(D)	193	(D)	(D)	7	AA
512	Drugs, drug proprietaries, and druggists' sundries	—	—	—	—	—	—	—	—	—	—
513	Apparel, piece goods, and notions	1	—	(D)	—	(X)	(D)	—	(X)	AA	—
514	Groceries and related products	28	24	120 624	119 175	1.2	3 261	2 500	30.4	125	195
515	Farm-product raw materials	13	11	189 573	(D)	(D)	1 746	(D)	(D)	275	EE
516	Chemicals and allied products	—	2	—	(D)	(D)	—	(D)	(D)	—	AA
517	Petroleum and petroleum products	1	—	(D)	—	(X)	(D)	—	(X)	AA	—
518	Beer, wine, and distilled alcoholic beverages	1	1	(D)	(D)	(D)	(D)	(D)	(D)	AA	AA
519	Miscellaneous nondurable goods	5	6	17 827	5 257	239.1	636	231	175.3	15	20

Table 4. Summary Statistics for Counties and for Places With 2,500 Inhabitants or More: 1992

[For meaning of abbreviations and symbols, see introductory text. For explanation of terms and comparability of 1987 and 1992 censuses, see appendix A. For information on geographic areas followed by ▲, see appendix F]

Geographic area	Estab-lish-ments (number)	Sales (\$1,000)	Annual payroll (\$1,000)	Paid employees for pay period including March 12 (number)	Merchant wholesalers			Other operating types		
					Estab-lish-ments (number)	Sales (\$1,000)	Annual payroll (\$1,000)	Paid employees for pay period including March 12 (number)	Estab-lish-ments (number)	Sales (\$1,000)
New Mexico	2 515	6 264 418	513 472	22 603	2 178	4 526 396	410 071	19 122	337	1 738 022
Bernalillo County	1 182	3 789 875	325 588	12 960	977	2 503 650	249 919	10 621	205	1 286 225
Albuquerque	1 068	3 448 249	297 780	11 758	877	2 257 109	225 276	9 566	191	1 191 140
Corrales (part) ▲	—	—	—	—	—	—	—	—	—	—
Los Ranchos de Albuquerque	4	2 166	58	5	4	2 166	58	5	—	—
Balance of county	110	339 460	27 750	1 197	96	244 375	24 585	1 050	14	95 085
Catron County	—	—	—	—	—	—	—	—	—	—
Chaves County	99	297 813	17 500	1 139	91	225 977	14 805	984	8	71 836
Roswell	86	292 764	16 855	1 089	78	220 928	14 160	934	8	71 836
Balance of county	13	5 049	645	50	13	5 049	645	50	—	—
Cibola County	23	22 274	1 552	95	21	(D)	(D)	BB	2	(D)
Grants	9	(D)	(D)	BB	7	(D)	(D)	BB	2	(D)
Balance of county	14	(D)	(D)	BB	14	(D)	(D)	BB	—	—
Colfax County	16	19 678	1 136	65	15	(D)	(D)	BB	1	(D)
Raton	12	16 741	966	56	11	(D)	(D)	BB	1	(D)
Balance of county	4	2 937	170	9	4	2 937	170	9	—	—
Curry County	57	154 156	8 069	497	53	96 498	7 025	406	4	57 658
Clovis	53	148 681	7 731	479	49	91 023	6 687	388	4	57 658
Balance of county	4	5 475	338	18	4	5 475	338	18	—	—
DeBaca County	2	(D)	(D)	AA	2	(D)	(D)	AA	—	—
Dona Ana County	156	290 570	23 937	1 211	145	255 111	20 152	1 066	11	35 459
Las Cruces	116	228 892	18 508	891	108	205 831	16 037	822	8	23 061
Sunland Park	1	(D)	(D)	AA	1	(D)	(D)	AA	—	—
Balance of county	39	(D)	(D)	EE	36	(D)	(D)	CC	3	12 398
Eddy County	76	163 893	11 798	537	70	156 268	11 313	513	6	7 625
Artesia	27	45 876	3 267	151	26	(D)	(D)	CC	1	(D)
Carlsbad	41	112 315	8 045	345	36	(D)	(D)	EE	5	(D)
Balance of county	8	5 702	486	41	8	5 702	486	41	—	—
Grant County	34	50 799	3 147	195	32	(D)	(D)	CC	2	(D)
Bayard	5	(D)	(D)	BB	5	(D)	(D)	BB	—	—
Silver City	24	38 272	2 422	142	22	(D)	(D)	CC	2	(D)
Balance of county	5	(D)	(D)	AA	5	(D)	(D)	AA	—	—
Guadalupe County	3	(D)	(D)	AA	3	(D)	(D)	AA	—	—
Harding County	—	—	—	—	—	—	—	—	—	—
Hidalgo County	5	15 673	1 066	73	5	15 673	1 066	73	—	—
Lordsburg	4	(D)	(D)	BB	4	(D)	(D)	BB	—	—
Balance of county	1	(D)	(D)	AA	1	(D)	(D)	AA	—	—
Lea County	149	278 737	20 774	936	120	227 967	16 683	766	29	50 770
Eunice	6	(D)	(D)	AA	4	1 549	221	12	2	(D)
Hobbs	110	231 554	16 106	692	87	192 778	12 851	579	23	38 776
Loveington	20	15 565	1 582	79	18	(D)	(D)	BB	2	(D)
Balance of county	13	(D)	(D)	CC	11	(D)	(D)	CC	2	(D)

Table 4. Summary Statistics for Counties and for Places With 2,500 Inhabitants or More: 1992—Con.

[For meaning of abbreviations and symbols, see introductory text. For explanation of terms and comparability of 1987 and 1992 censuses, see appendix A. For information on geographic areas followed by ▲, see appendix F]

Geographic area	Estab-lish-ments (number)	Sales (\$1,000)	Annual payroll (\$1,000)	Paid employees for pay period including March 12 (number)	Merchant wholesalers			Other operating types		
					Estab-lish-ments (number)	Sales (\$1,000)	Annual payroll (\$1,000)	Paid employees for pay period including March 12 (number)	Estab-lish-ments (number)	Sales (\$1,000)
New Mexico—Con.										
Lincoln County	18	13 841	670	54	16	(D)	(D)	BB	2	(D)
Ruidoso	10	(D)	(D)	BB	9	(D)	(D)	BB	1	(D)
Balance of county	8	(D)	(D)	BB	7	(D)	(D)	BB	1	(D)
Los Alamos County	13	(D)	(D)	CC	11	(D)	(D)	BB	2	(D)
Luna County	25	41 020	2 401	165	24	(D)	(D)	CC	1	(D)
Deming	21	(D)	(D)	CC	21	(D)	(D)	CC	1	(D)
Balance of county	4	(D)	(D)	BB	3	(D)	(D)	AA	1	(D)
McKinley County	85	214 480	15 326	916	78	193 370	14 340	859	7	21 110
Gallup	73	193 922	14 047	841	68	(D)	(D)	FF	5	(D)
Balance of county	12	20 558	1 279	75	10	(D)	(D)	BB	2	(D)
Mora County	1	(D)	(D)	AA	1	(D)	(D)	AA	—	—
Otero County	41	29 465	3 104	190	37	22 260	2 459	166	4	7 205
Alamogordo	30	25 330	2 601	155	28	(D)	(D)	CC	2	(D)
Tularosa	—	—	—	—	—	—	—	—	—	—
Balance of county	11	4 135	503	35	9	(D)	(D)	BB	2	(D)
Quay County	13	16 113	729	63	13	16 113	729	63	—	—
Tucumcari	10	14 121	535	44	10	14 121	535	44	—	—
Balance of county	3	1 992	194	19	3	1 992	194	19	—	—
Rio Arriba County	14	36 049	1 689	105	12	(D)	(D)	CC	2	(D)
Espanola (part) ▲	11	(D)	(D)	CC	10	(D)	(D)	BB	1	(D)
Balance of county	3	(D)	(D)	AA	2	(D)	(D)	AA	1	(D)
Roosevelt County	22	(D)	(D)	CC	20	(D)	(D)	CC	2	(D)
Portales	20	(D)	(D)	CC	18	(D)	(D)	CC	2	(D)
Balance of county	2	(D)	(D)	AA	2	(D)	(D)	AA	—	—
Sandoval County	38	52 582	3 644	136	32	(D)	(D)	CC	6	(D)
Bernalillo	3	(D)	(D)	AA	3	(D)	(D)	AA	—	—
Corrales (part) ▲	7	14 025	1 194	43	7	14 025	1 194	43	—	—
Rio Rancho	19	31 577	1 734	64	15	5 245	651	40	4	26 332
Balance of county	9	(D)	(D)	BB	7	2 489	502	19	2	(D)
San Juan County	167	313 693	28 835	1 275	146	282 225	25 278	1 140	21	31 468
Aztec	7	(D)	(D)	BB	5	(D)	(D)	BB	2	(D)
Bloomfield	2	(D)	(D)	AA	2	(D)	(D)	AA	—	—
Farmington	130	257 302	24 505	1 060	113	237 126	21 982	961	17	20 176
Balance of county	28	(D)	(D)	CC	26	(D)	(D)	CC	2	(D)
San Miguel County	21	24 741	1 198	98	18	16 480	983	74	3	8 261
Las Vegas	19	(D)	(D)	BB	17	(D)	(D)	BB	2	(D)
Balance of county	2	(D)	(D)	AA	1	(D)	(D)	AA	1	(D)
Santa Fe County	174	(D)	(D)	GG	163	(D)	(D)	GG	11	(D)
Espanola (part) ▲	1	(D)	(D)	AA	1	(D)	(D)	AA	—	—
Santa Fe	162	249 257	28 919	1 239	152	202 666	23 423	1 109	10	46 591
Balance of county	11	(D)	(D)	BB	10	(D)	(D)	BB	1	(D)
Sierra County	9	5 961	434	30	9	5 961	434	30	—	—
Truth or Consequences	8	(D)	(D)	BB	8	(D)	(D)	BB	—	—
Balance of county	1	(D)	(D)	AA	1	(D)	(D)	AA	—	—
Socorro County	12	4 574	339	48	10	(D)	(D)	BB	2	(D)
Socorro	6	2 536	274	40	5	(D)	(D)	BB	1	(D)
Balance of county	6	2 038	65	8	5	(D)	(D)	AA	1	(D)
Taos County	25	18 116	1 697	87	22	17 495	1 629	84	3	621
Taos	12	(D)	(D)	BB	11	6 502	434	38	1	(D)
Balance of county	13	(D)	(D)	BB	11	10 993	1 195	46	2	(D)
Torrance County	8	8 434	346	28	8	8 434	346	28	—	—
Union County	6	4 079	264	17	5	(D)	(D)	AA	1	(D)
Valencia County	21	39 947	1 573	96	19	(D)	(D)	BB	2	(D)
Belen	10	28 021	649	63	8	(D)	(D)	BB	2	(D)
Bosque Farms	1	(D)	(D)	AA	1	(D)	(D)	AA	—	—
Los Lunas	5	8 535	628	19	5	8 535	628	19	—	—
Balance of county	5	(D)	(D)	AA	5	(D)	(D)	AA	—	—

Table 5. Summary Statistics for Places With 200 Establishments or More: 1992

[For meaning of abbreviations and symbols, see introductory text. For explanation of terms and comparability of 1987 and 1992 censuses, see appendix A. For information on geographic areas followed by ▲, see appendix F]

SIC code	Geographic area and kind of business	Estab-lish-ments (number)	Sales (\$1,000)	Annual payroll (\$1,000)	Paid employees for pay period including March 12 (number)	Merchant wholesalers				Other operating types	
						Estab-lish-ments (number)	Sales (\$1,000)	Annual payroll (\$1,000)	Paid employees for pay period including March 12 (number)	Estab-lish-ments (number)	Sales (\$1,000)
ALBUQUERQUE											
	Wholesale trade -----	1 068	3 448 249	297 780	11 758	877	2 257 109	225 276	9 566	191	1 191 140
50	Durable goods -----	778	2 059 172	208 761	7 799	652	1 319 550	155 762	6 418	126	739 622
501	Motor vehicles and motor vehicle parts and supplies -----	107	421 671	22 972	1 162	100	(D)	(D)	FF	7	(D)
5012	Automobiles and other motor vehicles -----	17	(D)	(D)	EE	16	(D)	(D)	CC	1	(D)
5013	Motor vehicle supplies and new parts -----	62	109 585	13 225	688	57	99 848	12 647	653	5	9 737
5014	Tires and tubes -----	14	(D)	(D)	CC	13	(D)	(D)	CC	1	(D)
5015	Motor vehicle parts, used -----	14	(D)	(D)	BB	14	(D)	(D)	BB	-	-
502	Furniture and homefurnishings -----	43	66 438	8 047	371	40	64 135	7 986	367	3	2 303
5021	Furniture -----	17	(D)	(D)	CC	15	(D)	(D)	CC	2	(D)
5023	Homefurnishings -----	26	(D)	(D)	CC	25	(D)	(D)	CC	1	(D)
503	Lumber and other construction materials -----	61	188 457	18 673	704	52	(D)	(D)	FF	9	(D)
5031	Lumber, plywood, millwork, and wood panels -----	23	(D)	(D)	EE	21	(D)	(D)	EE	2	(D)
5032	Brick, stone, and related construction materials -----	12	(D)	(D)	BB	8	8 843	993	42	4	(D)
5033	Roofing, siding, and insulation materials -----	9	(D)	(D)	BB	7	(D)	(D)	BB	2	(D)
5039	Construction materials, n.e.c. -----	17	(D)	(D)	CC	16	(D)	(D)	CC	1	(D)
504	Professional and commercial equipment and supplies -----	162	442 438	64 566	2 036	134	(D)	(D)	GG	28	(D)
5043	Photographic equipment and supplies -----	2	(D)	(D)	AA	2	(D)	(D)	AA	-	-
5044	Office equipment -----	38	89 118	17 428	614	31	(D)	(D)	EE	7	(D)
5045	Computers and computer peripheral equipment and software -----	63	(D)	(D)	FF	52	122 232	12 081	499	11	(D)
5046	Commercial equipment, n.e.c. -----	18	(D)	(D)	CC	17	(D)	(D)	CC	1	(D)
5047	Medical, dental, and hospital equipment and supplies -----	26	(D)	(D)	CC	20	(D)	(D)	CC	6	18 979
5048	Ophthalmic goods -----	4	(D)	(D)	BB	4	(D)	(D)	BB	-	-
5049	Professional equipment and supplies, n.e.c. -----	11	17 223	1 512	77	8	(D)	(D)	BB	3	(D)
505	Metals and minerals, except petroleum -----	16	48 610	3 860	170	10	16 306	1 984	99	6	32 304
5051	Metals service centers and offices -----	16	48 610	3 860	170	10	16 306	1 984	99	6	32 304
5052	Coal and other minerals and ores -----	-	-	-	-	-	-	-	-	-	-
506	Electrical goods -----	137	404 661	31 477	994	81	219 646	21 959	719	56	185 015
5063	Electrical apparatus and equipment, wiring supplies, and construction materials -----	67	206 779	19 801	589	40	126 666	15 003	445	27	80 113
5064	Electrical appliances, television and radio sets -----	9	(D)	(D)	BB	8	(D)	(D)	BB	1	(D)
5065	Electronic parts and equipment, n.e.c. -----	61	(D)	(D)	EE	33	(D)	(D)	CC	28	(D)
507	Hardware, and plumbing and heating equipment and supplies -----	64	133 773	12 885	444	60	(D)	(D)	EE	4	(D)
5072	Hardware -----	13	(D)	(D)	CC	13	(D)	(D)	CC	-	-
5074	Plumbing and heating equipment and supplies (hydronics) -----	31	59 793	5 803	211	28	51 852	5 689	205	3	7 941
5075	Warm air heating and air-conditioning equipment and supplies -----	16	53 827	3 733	114	15	(D)	(D)	CC	1	(D)
5078	Refrigeration equipment and supplies -----	4	(D)	(D)	AA	4	(D)	(D)	AA	-	-
508	Machinery, equipment, and supplies -----	113	235 400	30 019	1 145	103	221 727	29 077	1 114	10	13 673
5082	Construction and mining (except petroleum) machinery and equipment -----	12	88 188	11 545	365	11	(D)	(D)	EE	1	(D)
5083	Farm and garden machinery and equipment -----	7	(D)	(D)	BB	7	(D)	(D)	BB	-	-
5084	Industrial machinery and equipment -----	44	77 440	9 800	377	38	67 258	9 157	355	6	10 182
5085	Industrial supplies -----	21	(D)	(D)	CC	21	(D)	(D)	CC	-	-
5087	Service establishment equipment and supplies -----	25	27 347	4 352	188	23	(D)	(D)	CC	2	(D)
5088	Transportation equipment and supplies, except motor vehicles -----	4	(D)	(D)	AA	3	(D)	(D)	AA	1	(D)
509	Miscellaneous durable goods -----	75	117 724	16 262	773	72	(D)	(D)	FF	3	(D)
5091	Sporting and recreational goods and supplies -----	6	9 153	1 066	57	5	(D)	(D)	BB	1	(D)
5092	Toys and hobby goods and supplies -----	6	(D)	(D)	BB	6	(D)	(D)	BB	-	-
5093	Scrap and waste materials -----	7	11 660	2 586	88	7	11 660	2 586	88	-	-
5094	Jewelry, watches, precious stones, and precious metals -----	48	(D)	(D)	FF	47	(D)	(D)	EE	1	(D)
5099	Durable goods, n.e.c. -----	8	(D)	(D)	AA	7	(D)	(D)	AA	1	(D)
51	Nondurable goods -----	290	1 389 077	89 019	3 959	225	937 559	69 514	3 148	65	451 518
511	Paper and paper products -----	47	126 195	11 384	515	38	(D)	(D)	EE	9	(D)
5111	Printing and writing paper -----	8	(D)	(D)	CC	7	(D)	(D)	BB	1	(D)
5112	Stationery and office supplies -----	26	50 633	4 628	263	20	(D)	(D)	CC	6	(D)
5113	Industrial and personal service paper -----	13	(D)	(D)	CC	11	(D)	(D)	CC	2	(D)
512	Drugs, drug proprietaries, and druggists' sundries -----	11	(D)	(D)	CC	10	(D)	(D)	BB	1	(D)
5122	Drugs, drug proprietaries, and druggists' sundries -----	11	(D)	(D)	CC	10	(D)	(D)	BB	1	(D)
513	Apparel, piece goods, and notions -----	20	(D)	(D)	CC	18	16 851	1 824	159	2	(D)
5131	Piece goods, notions, and other dry goods -----	5	(D)	(D)	BB	5	(D)	(D)	BB	-	-
5136	Men's and boys' clothing and furnishings -----	9	13 110	1 076	77	7	(D)	(D)	BB	2	(D)
5137	Women's, children's, and infants' clothing and accessories -----	6	3 941	706	69	6	3 941	706	69	-	-
5139	Footwear -----	-	-	-	-	-	-	-	-	-	-
514	Groceries and related products -----	91	(D)	(D)	GG	59	364 235	31 212	1 286	32	(D)
5141	Groceries, general line -----	19	292 993	19 859	735	13	248 773	19 107	687	6	44 220
5142	Packaged frozen foods -----	8	40 722	1 566	90	5	(D)	(D)	BB	3	(D)
5143	Dairy products, except dried or canned -----	3	4 043	325	15	2	(D)	(D)	AA	1	(D)
5144	Poultry and poultry products -----	2	(D)	(D)	BB	1	(D)	(D)	AA	1	(D)
5145	Confectionery -----	9	(D)	(D)	CC	5	(D)	(D)	BB	4	(D)

Table 5. Summary Statistics for Places With 200 Establishments or More: 1992 —Con.

[For meaning of abbreviations and symbols, see introductory text. For explanation of terms and comparability of 1987 and 1992 censuses, see appendix A. For information on geographic areas followed by ▲, see appendix F]

SIC code	Geographic area and kind of business	Estab-lish-ments (number)	Sales (\$1,000)	Annual payroll (\$1,000)	Paid employees for pay period including March 12 (number)	Merchant wholesalers			Other operating types	
						Estab-lish-ments (number)	Sales (\$1,000)	Annual payroll (\$1,000)	Paid employees for pay period including March 12 (number)	Estab-lish-ments (number)
ALBUQUERQUE—Con.										
51	Nondurable goods —Con.									
514	Groceries and related products —Con.									
5146	Fish and seafoods	4	11 816	788	41	3	(D)	(D)	BB	1 (D)
5147	Meats and meat products	7	38 225	2 141	84	6	(D)	(D)	BB	1 (D)
5148	Fresh fruits and vegetables	4	(D)	(D)	AA	2	(D)	(D)	AA	2 (D)
5149	Groceries and related products, n.e.c.	35	143 695	14 944	666	22	(D)	(D)	EE	13 (D)
515	Farm-product raw materials	4	(D)	(D)	AA	3	(D)	(D)	AA	1 (D)
5153	Grain and field beans	2	(D)	(D)	AA	1	(D)	(D)	AA	1 (D)
5154	Livestock	1	(D)	(D)	AA	1	(D)	(D)	AA	—
5159	Farm-product raw materials, n.e.c.	1	(D)	(D)	AA	1	(D)	(D)	AA	—
516	Chemicals and allied products	35	43 299	5 923	229	28	(D)	(D)	CC	7 (D)
5162	Plastics materials and basic forms and shapes ...	9	(D)	(D)	BB	9	(D)	(D)	BB	—
5169	Chemicals and allied products, n.e.c.	26	(D)	(D)	CC	19	(D)	(D)	CC	7 (D)
517	Petroleum and petroleum products	21	260 594	5 849	278	19	(D)	(D)	EE	2 (D)
5171	Petroleum bulk stations and terminals	14	243 638	5 081	243	12	(D)	(D)	CC	2 (D)
5172	Petroleum and petroleum products wholesalers, except bulk stations and terminals	7	16 956	768	35	7	16 956	768	35	—
518	Beer, wine, and distilled alcoholic beverages	7	(D)	(D)	EE	6	132 409	9 192	350	1 (D)
5181	Beer and ale	2	(D)	(D)	CC	2	(D)	(D)	CC	—
5182	Wine and distilled alcoholic beverages	5	(D)	(D)	CC	4	(D)	(D)	CC	1 (D)
519	Miscellaneous nondurable goods	54	(D)	(D)	EE	44	(D)	(D)	EE	10 (D)
5191	Farm supplies	8	6 971	810	47	8	6 971	810	47	—
5192	Books, periodicals, and newspapers	8	30 484	1 707	83	3	12 486	997	65	5 17 998
5193	Flowers, nursery stock, and florists' supplies	5	(D)	(D)	BB	4	(D)	(D)	BB	1 (D)
5194	Tobacco and tobacco products	1	(D)	(D)	BB	1	(D)	(D)	BB	—
5198	Paints, varnishes, and supplies	10	11 294	1 691	77	6	(D)	(D)	BB	4 (D)
5199	Nondurable goods, n.e.c.	22	(D)	(D)	CC	22	(D)	(D)	CC	—

Table 6. Summary Statistics for Counties With 200 Establishments or More: 1992

[For meaning of abbreviations and symbols, see introductory text. For explanation of terms and comparability of 1987 and 1992 censuses, see appendix A. For information on geographic areas followed by ▲, see appendix F]

SIC code	Geographic area and kind of business	Estab-lish-ments (number)	Sales (\$1,000)	Annual payroll (\$1,000)	Paid employees for pay period including March 12 (number)	Merchant wholesalers			Other operating types	
						Estab-lish-ments (number)	Sales (\$1,000)	Annual payroll (\$1,000)	Paid employees for pay period including March 12 (number)	Estab-lish-ments (number)
BERNALILLO COUNTY										
	Wholesale trade	1 182	3 789 875	325 588	12 960	977	2 503 650	249 919	10 621	205 1 286 225
50	Durable goods	863	2 237 691	223 871	8 446	727	(D)	(D)	11	136 (D)
501	Motor vehicles and motor vehicle parts and supplies	124	(D)	(D)	GG	116	(D)	(D)	GG	8 (D)
5012	Automobiles and other motor vehicles	21	(D)	(D)	EE	19	(D)	(D)	CC	2 (D)
5013	Motor vehicle supplies and new parts	69	(D)	(D)	FF	64	(D)	(D)	FF	5 9 737
5014	Tires and tubes	14	(D)	(D)	CC	13	(D)	(D)	CC	1 (D)
5015	Motor vehicle parts, used	20	7 448	1 851	112	20	7 448	1 851	112	—
502	Furniture and homefurnishings	48	(D)	(D)	EE	45	(D)	(D)	EE	3 2 303
5021	Furniture	18	38 385	4 690	204	16	(D)	(D)	CC	2 (D)
5023	Homefurnishings	30	(D)	(D)	CC	29	33 270	4 129	207	1 (D)
503	Lumber and other construction materials	77	(D)	(D)	FF	66	(D)	(D)	FF	11 (D)
5031	Lumber, plywood, millwork, and wood panels	31	212 164	15 639	562	28	(D)	(D)	EE	3 (D)
5032	Brick, stone, and related construction materials	12	(D)	(D)	BB	8	8 843	993	42	4 (D)
5033	Roofing, siding, and insulation materials	12	28 039	1 801	71	10	(D)	(D)	BB	2 (D)
5039	Construction materials, n.e.c.	22	29 196	4 408	195	20	(D)	(D)	CC	2 (D)
504	Professional and commercial equipment and supplies	163	(D)	(D)	GG	135	(D)	(D)	GG	28 (D)
5043	Photographic equipment and supplies	2	(D)	(D)	AA	2	(D)	(D)	AA	—
5044	Office equipment	38	89 118	17 428	614	31	(D)	(D)	EE	7 (D)
5045	Computers and computer peripheral equipment and software	63	(D)	(D)	FF	52	122 232	12 081	499	11 (D)
5046	Commercial equipment, n.e.c.	18	(D)	(D)	CC	17	(D)	(D)	CC	1 (D)
5047	Medical, dental, and hospital equipment and supplies	27	56 643	8 152	243	21	37 664	5 626	207	6 18 979
5048	Ophthalmic goods	4	(D)	(D)	BB	4	(D)	(D)	BB	—
5049	Professional equipment and supplies, n.e.c.	11	17 223	1 512	77	8	(D)	(D)	BB	3 (D)
505	Metals and minerals, except petroleum	21	(D)	(D)	CC	13	(D)	(D)	CC	8 (D)
5051	Metals service centers and offices	21	(D)	(D)	CC	13	(D)	(D)	CC	8 (D)
5052	Coal and other minerals and ores	—	—	—	—	—	—	—	—	—

Table 6. Summary Statistics for Counties With 200 Establishments or More: 1992 — Con.

[For meaning of abbreviations and symbols, see introductory text. For explanation of terms and comparability of 1987 and 1992 censuses, see appendix A. For information on geographic areas followed by ▲, see appendix F]

SIC code	Geographic area and kind of business	Estab-lish-ments (number)	Sales (\$1,000)	Annual payroll (\$1,000)	Paid employees for pay period including March 12 (number)	Merchant wholesalers			Other operating types		
						Estab-lish-ments (number)	Sales (\$1,000)	Annual payroll (\$1,000)	Paid employees for pay period including March 12 (number)	Estab-lish-ments (number)	Sales (\$1,000)
BERNALILLO COUNTY — Con.											
50	Durable goods — Con.										
506	Electrical goods	145	417 998	32 589	1 042	88	(D)	(D)	FF	57	(D)
5063	Electrical apparatus and equipment, wiring supplies, and construction materials	73	(D)	(D)	FF	46	(D)	(D)	EE	27	80 113
5064	Electrical appliances, television and radio sets	10	(D)	(D)	BB	9	(D)	(D)	BB	1	(D)
5065	Electronic parts and equipment, n.e.c.	62	183 263	10 878	366	33	(D)	(D)	CC	29	(D)
507	Hardware, and plumbing and heating equipment and supplies	69	(D)	(D)	FF	65	(D)	(D)	EE	4	(D)
5072	Hardware	13	(D)	(D)	CC	13	(D)	(D)	CC	—	—
5074	Plumbing and heating equipment and supplies (hydronics)	36	(D)	(D)	EE	33	(D)	(D)	EE	3	7 941
5075	Warm air heating and air-conditioning equipment and supplies	16	53 827	3 733	114	15	(D)	(D)	CC	1	(D)
5078	Refrigeration equipment and supplies	4	(D)	(D)	AA	4	(D)	(D)	AA	—	—
508	Machinery, equipment, and supplies	128	255 403	32 228	1 235	115	(D)	(D)	GG	13	(D)
5082	Construction and mining (except petroleum) machinery and equipment	15	(D)	(D)	EE	14	90 876	12 093	389	1	(D)
5083	Farm and garden machinery and equipment	9	15 753	1 937	83	9	15 753	1 937	83	—	—
5084	Industrial machinery and equipment	48	(D)	(D)	EE	41	68 058	9 340	366	7	(D)
5085	Industrial supplies	23	33 023	3 297	162	22	(D)	(D)	CC	1	(D)
5087	Service establishment equipment and supplies	28	(D)	(D)	CC	25	(D)	(D)	CC	3	3 547
5088	Transportation equipment and supplies, except motor vehicles	5	6 750	347	16	4	(D)	(D)	AA	1	(D)
509	Miscellaneous durable goods	88	(D)	(D)	FF	84	(D)	(D)	FF	4	(D)
5091	Sporting and recreational goods and supplies	6	9 153	1 066	57	5	(D)	(D)	BB	1	(D)
5092	Toys and hobby goods and supplies	8	5 118	681	42	8	5 118	681	42	—	—
5093	Scrap and waste materials	12	23 263	3 875	143	11	(D)	(D)	CC	1	(D)
5094	Jewelry, watches, precious stones, and precious metals	53	93 640	12 166	603	52	(D)	(D)	FF	1	(D)
5099	Durable goods, n.e.c.	9	(D)	(D)	AA	8	(D)	(D)	AA	1	(D)
51	Nondurable goods	319	1 552 184	101 717	4 514	250	(D)	(D)	HH	69	(D)
511	Paper and paper products	49	(D)	(D)	FF	40	(D)	(D)	EE	9	(D)
5111	Printing and writing paper	8	(D)	(D)	CC	7	(D)	(D)	BB	1	(D)
5112	Stationery and office supplies	27	(D)	(D)	EE	21	(D)	(D)	CC	6	(D)
5113	Industrial and personal service paper	14	(D)	(D)	CC	12	(D)	(D)	CC	2	(D)
512	Drugs, drug proprietaries, and druggists' sundries	12	(D)	(D)	CC	11	(D)	(D)	BB	1	(D)
5122	Drugs, drug proprietaries, and druggists' sundries	12	(D)	(D)	CC	11	(D)	(D)	BB	1	(D)
513	Apparel, piece goods, and notions	20	(D)	(D)	CC	18	16 851	1 824	159	2	(D)
5131	Piece goods, notions, and other dry goods	5	(D)	(D)	BB	5	(D)	(D)	BB	—	—
5136	Men's and boys' clothing and furnishings	9	13 110	1 076	77	7	(D)	(D)	BB	2	(D)
5137	Women's, children's, and infants' clothing and accessories	6	3 941	706	69	6	3 941	706	69	—	—
5139	Footwear	—	—	—	—	—	—	—	—	—	—
514	Groceries and related products	95	622 504	47 526	2 014	62	(D)	(D)	GG	33	(D)
5141	Groceries, general line	21	(D)	(D)	FF	15	(D)	(D)	FF	6	44 220
5142	Packaged frozen foods	8	40 722	1 566	90	5	(D)	(D)	BB	3	(D)
5143	Dairy products, except dried or canned	3	4 043	325	15	2	(D)	(D)	AA	1	(D)
5144	Poultry and poultry products	2	(D)	(D)	BB	1	(D)	(D)	AA	1	(D)
5145	Confectionery	9	(D)	(D)	CC	5	(D)	(D)	BB	4	(D)
5146	Fish and seafoods	4	11 816	788	41	3	(D)	(D)	BB	1	(D)
5147	Meats and meat products	7	38 225	2 141	84	6	(D)	(D)	BB	1	(D)
5148	Fresh fruits and vegetables	5	34 166	3 633	157	3	(D)	(D)	CC	2	(D)
5149	Groceries and related products, n.e.c.	36	(D)	(D)	FF	22	(D)	(D)	EE	14	(D)
515	Farm-product raw materials	5	(D)	(D)	BB	3	(D)	(D)	AA	2	(D)
5153	Grain and field beans	2	(D)	(D)	AA	1	(D)	(D)	AA	1	(D)
5154	Livestock	2	(D)	(D)	BB	1	(D)	(D)	AA	1	(D)
5159	Farm-product raw materials, n.e.c.	1	(D)	(D)	AA	1	(D)	(D)	AA	—	—
516	Chemicals and allied products	40	(D)	(D)	EE	32	35 889	4 661	189	8	(D)
5162	Plastics materials and basic forms and shapes	10	(D)	(D)	BB	10	(D)	(D)	BB	—	—
5169	Chemicals and allied products, n.e.c.	30	(D)	(D)	CC	22	(D)	(D)	CC	8	(D)
517	Petroleum and petroleum products	27	(D)	(D)	EE	24	134 076	6 622	309	3	(D)
5171	Petroleum bulk stations and terminals	18	(D)	(D)	EE	15	(D)	(D)	EE	3	(D)
5172	Petroleum and petroleum products wholesalers, except bulk stations and terminals	9	(D)	(D)	BB	9	(D)	(D)	BB	—	—
518	Beer, wine, and distilled alcoholic beverages	10	196 814	14 855	597	9	(D)	(D)	FF	1	(D)
5181	Beer and ale	3	85 946	5 979	222	3	85 946	5 979	222	—	—
5182	Wine and distilled alcoholic beverages	7	110 868	8 876	375	6	(D)	(D)	EE	1	(D)
519	Miscellaneous nondurable goods	61	101 248	7 659	437	51	(D)	(D)	EE	10	(D)
5191	Farm supplies	13	(D)	(D)	BB	13	(D)	(D)	BB	—	—
5192	Books, periodicals, and newspapers	8	30 484	1 707	83	3	12 486	997	65	5	17 998
5193	Flowers, nursery stock, and florists' supplies	5	(D)	(D)	BB	4	(D)	(D)	BB	1	(D)
5194	Tobacco and tobacco products	1	(D)	(D)	BB	1	(D)	(D)	BB	—	—
5198	Paints, varnishes, and supplies	10	11 294	1 691	77	6	(D)	(D)	BB	4	(D)
5199	Nondurable goods, n.e.c.	24	(D)	(D)	CC	24	(D)	(D)	CC	—	—

Table 7. Summary Statistics for Metropolitan Areas: 1992

[For meaning of abbreviations and symbols, see introductory text. For explanation of terms and comparability of 1987 and 1992 censuses, see appendix A. For definitions of CMSA's, MSA's, and PMSA's, see appendix D]

SIC code	Geographic area and kind of business	Estab-lish-ments (number)	Sales (\$1,000)	Annual payroll (\$1,000)	Paid employees for pay period including March 12 (number)	Merchant wholesalers				Other operating types	
						Estab-lish-ments (number)	Sales (\$1,000)	Annual payroll (\$1,000)	Paid employees for pay period including March 12 (number)	Estab-lish-ments (number)	Sales (\$1,000)
ALBUQUERQUE, NM MSA											
	Wholesale trade -----	1 241	3 882 404	330 805	13 192	1 028	2 545 489	253 573	10 787	213	1 336 915
50	Durable goods -----	897	2 290 698	227 540	8 559	756	1 474 456	171 019	7 067	141	816 242
501	Motor vehicles and motor vehicle parts and supplies -----	130	(D)	(D)	GG	122	(D)	(D)	GG	8	(D)
5012	Automobiles and other motor vehicles -----	22	(D)	(D)	EE	20	(D)	(D)	CC	2	(D)
5013	Motor vehicle supplies and new parts -----	73	117 237	14 663	754	68	107 500	14 085	719	5	9 737
5014	Tires and tubes -----	14	(D)	(D)	CC	13	(D)	(D)	CC	1	(D)
5015	Motor vehicle parts, used -----	21	(D)	(D)	CC	21	(D)	(D)	CC	-	-
502	Furniture and home furnishings -----	49	72 299	8 835	411	46	69 996	8 774	407	3	2 303
5021	Furniture -----	18	38 385	4 690	204	16	(D)	(D)	CC	2	(D)
5023	Home furnishings -----	31	33 914	4 145	207	30	(D)	(D)	CC	1	(D)
503	Lumber and other construction materials -----	78	(D)	(D)	FF	67	226 059	20 555	(D)	11	(D)
5031	Lumber, plywood, millwork, and wood panels -----	31	212 164	15 639	562	28	(D)	(D)	EE	3	(D)
5032	Brick, stone, and related construction materials -----	13	(D)	(D)	BB	9	(D)	(D)	BB	4	(D)
5033	Roofing, siding, and insulation materials -----	12	28 039	1 801	71	10	(D)	(D)	BB	2	(D)
5039	Construction materials, n.e.c. -----	22	29 196	4 408	195	20	(D)	(D)	CC	2	(D)
504	Professional and commercial equipment and supplies -----	165	444 119	64 773	2 046	136	228 008	31 413	1 363	29	216 111
5043	Photographic equipment and supplies -----	2	(D)	(D)	AA	2	(D)	(D)	AA	-	-
5044	Office equipment -----	38	89 118	17 428	614	31	(D)	(D)	EE	7	(D)
5045	Computers and computer peripheral equipment and software -----	65	257 789	33 960	907	53	(D)	(D)	FF	12	(D)
5046	Commercial equipment, n.e.c. -----	18	(D)	(D)	CC	17	(D)	(D)	CC	1	(D)
5047	Medical, dental, and hospital equipment and supplies -----	27	56 643	8 152	243	21	37 664	5 626	207	6	18 979
5048	Ophthalmic goods -----	4	(D)	(D)	BB	4	(D)	(D)	BB	-	-
5049	Professional equipment and supplies, n.e.c. -----	11	17 223	1 512	77	8	(D)	(D)	BB	3	(D)
505	Metals and minerals, except petroleum -----	22	54 403	4 472	201	14	(D)	(D)	CC	8	(D)
5051	Metals service centers and offices -----	22	54 403	4 472	201	14	(D)	(D)	CC	8	(D)
5052	Coal and other minerals and ores -----	-	-	-	-	-	-	-	-	-	-
506	Electrical goods -----	150	436 932	33 956	1 075	91	(D)	(D)	FF	59	(D)
5063	Electrical apparatus and equipment, wiring supplies, and construction materials -----	74	220 094	20 856	631	46	(D)	(D)	EE	28	(D)
5064	Electrical appliances, television and radio sets -----	10	(D)	(D)	BB	9	(D)	(D)	BB	1	(D)
5065	Electronic parts and equipment, n.e.c. -----	66	(D)	(D)	EE	36	(D)	(D)	EE	30	(D)
507	Hardware, and plumbing and heating equipment and supplies -----	70	(D)	(D)	FF	66	(D)	(D)	EE	4	(D)
5072	Hardware -----	13	(D)	(D)	CC	13	(D)	(D)	CC	-	-
5074	Plumbing and heating equipment and supplies (hydronics) -----	37	68 340	7 583	270	34	60 399	7 469	264	3	7 941
5075	Warm air heating and air-conditioning equipment and supplies -----	16	53 827	3 733	114	15	(D)	(D)	CC	1	(D)
5078	Refrigeration equipment and supplies -----	4	(D)	(D)	AA	4	(D)	(D)	AA	-	-
508	Machinery, equipment, and supplies -----	139	284 732	33 755	1 272	124	243 029	31 587	1 220	15	41 703
5082	Construction and mining (except petroleum) machinery and equipment -----	16	92 394	12 197	393	15	(D)	(D)	EE	1	(D)
5083	Farm and garden machinery and equipment -----	9	15 753	1 937	83	9	15 753	1 937	83	-	-
5084	Industrial machinery and equipment -----	54	104 351	11 224	412	45	69 545	9 492	373	9	34 806
5085	Industrial supplies -----	26	36 100	3 488	169	25	(D)	(D)	CC	1	(D)
5087	Service establishment equipment and supplies -----	29	29 384	4 562	199	26	25 837	4 256	190	3	3 547
5088	Transportation equipment and supplies, except motor vehicles -----	5	6 750	347	16	4	(D)	(D)	AA	1	(D)
509	Miscellaneous durable goods -----	94	(D)	(D)	FF	90	(D)	(D)	FF	4	(D)
5091	Sporting and recreational goods and supplies -----	6	9 153	1 066	57	5	(D)	(D)	BB	1	(D)
5092	Toys and hobby goods and supplies -----	9	(D)	(D)	BB	9	(D)	(D)	BB	-	-
5093	Scrap and waste materials -----	12	23 263	3 875	143	11	(D)	(D)	CC	1	(D)
5094	Jewelry, watches, precious stones, and precious metals -----	57	94 857	12 282	613	56	(D)	(D)	FF	1	(D)
5099	Durable goods, n.e.c. -----	10	(D)	(D)	BB	9	(D)	(D)	BB	1	(D)
51	Nondurable goods -----	344	1 591 706	103 265	4 633	272	1 071 033	82 554	3 720	72	520 673
511	Paper and paper products -----	52	128 909	11 875	534	43	(D)	(D)	EE	9	(D)
5111	Printing and writing paper -----	8	(D)	(D)	CC	7	(D)	(D)	BB	1	(D)
5112	Stationery and office supplies -----	30	51 891	4 929	270	24	(D)	(D)	CC	6	(D)
5113	Industrial and personal service paper -----	14	(D)	(D)	CC	12	(D)	(D)	CC	2	(D)
512	Drugs, drug proprietaries, and druggists' sundries -----	13	(D)	(D)	CC	12	(D)	(D)	CC	1	(D)
5122	Drugs, drug proprietaries, and druggists' sundries -----	13	(D)	(D)	CC	12	(D)	(D)	CC	1	(D)
513	Apparel, piece goods, and notions -----	21	21 611	2 487	194	19	(D)	(D)	CC	2	(D)
5131	Piece goods, notions, and other dry goods -----	6	4 560	705	48	6	4 560	705	48	-	-
5136	Men's and boys' clothing and furnishings -----	9	13 110	1 076	77	7	(D)	(D)	BB	2	(D)
5137	Women's, children's, and infants' clothing and accessories -----	6	3 941	706	69	6	3 941	706	69	-	-
5139	Footwear -----	-	-	-	-	-	-	-	-	-	-
514	Groceries and related products -----	103	626 486	47 740	2 035	68	394 366	34 665	1 435	35	232 120
5141	Groceries, general line -----	22	294 620	19 937	735	16	250 400	19 185	687	6	44 220
5142	Packaged frozen foods -----	9	(D)	(D)	BB	6	9 425	1 305	(D)	3	(D)
5143	Dairy products, except dried or canned -----	5	(D)	(D)	AA	3	(D)	(D)	AA	2	(D)
5144	Poultry and poultry products -----	2	(D)	(D)	BB	1	(D)	(D)	AA	1	(D)
5145	Confectionery -----	11	42 580	3 455	199	6	(D)	(D)	BB	5	(D)

Table 7. Summary Statistics for Metropolitan Areas: 1992 – Con.

[For meaning of abbreviations and symbols, see introductory text. For explanation of terms and comparability of 1987 and 1992 censuses, see appendix A. For definitions of CMSA's, MSA's, and PMSA's, see appendix D]

SIC code	Geographic area and kind of business	Estab-lish-ments (number)	Sales (\$1,000)	Annual payroll (\$1,000)	Paid employees for pay period including March 12 (number)	Merchant wholesalers			Other operating types	
						Estab-lish-ments (number)	Sales (\$1,000)	Annual payroll (\$1,000)	Paid employees for pay period including March 12 (number)	Estab-lish-ments (number)
ALBUQUERQUE, NM MSA—Con.										
51	Nondurable goods —Con.									
514	Groceries and related products —Con.									
5146	Fish and seafoods -----	4	11 816	788	41	3	(D)	(D)	BB	1 (D)
5147	Meats and meat products -----	7	38 225	2 141	84	6	(D)	(D)	BB	1 (D)
5148	Fresh fruits and vegetables -----	5	34 166	3 633	157	3	(D)	(D)	CC	2 (D)
5149	Groceries and related products, n.e.c. -----	38	(D)	(D)	FF	24	59 232	7 277	(D)	14 (D)
515	Farm-product raw materials -----	8	46 829	708	91	5	7 168	277	25	3 39 661
5153	Grain and field beans -----	2	(D)	(D)	AA	1	(D)	(D)	AA	1 (D)
5154	Livestock -----	3	(D)	(D)	BB	1	(D)	(D)	AA	2 (D)
5159	Farm-product raw materials, n.e.c. -----	3	(D)	(D)	BB	3	(D)	(D)	BB	—
516	Chemicals and allied products -----	41	61 495	7 301	279	33	(D)	(D)	CC	8 (D)
5162	Plastics materials and basic forms and shapes ---	10	(D)	(D)	BB	10	(D)	(D)	BB	—
5169	Chemicals and allied products, n.e.c. -----	31	(D)	(D)	CC	23	(D)	(D)	CC	8 (D)
517	Petroleum and petroleum products -----	30	303 065	7 587	336	27	(D)	(D)	EE	3 (D)
5171	Petroleum bulk stations and terminals -----	19	274 547	6 640	292	16	(D)	(D)	EE	3 (D)
5172	Petroleum and petroleum products wholesalers, except bulk stations and terminals -----	11	28 518	947	44	11	28 518	947	44	—
518	Beer, wine, and distilled alcoholic beverages -----	10	196 814	14 855	597	9	(D)	(D)	FF	1 (D)
5181	Beer and ale -----	3	85 946	5 979	222	3	85 946	5 979	222	—
5182	Wine and distilled alcoholic beverages -----	7	110 868	8 876	375	6	(D)	(D)	EE	1 (D)
519	Miscellaneous nondurable goods -----	66	(D)	(D)	EE	56	(D)	(D)	EE	10 (D)
5191	Farm supplies -----	14	13 019	1 241	77	14	13 019	1 241	77	—
5192	Books, periodicals, and newspapers -----	8	30 484	1 707	83	3	12 486	997	65	5 17 998
5193	Flowers, nursery stock, and florists' supplies ----	5	(D)	(D)	BB	4	(D)	(D)	BB	1 (D)
5194	Tobacco and tobacco products -----	1	(D)	(D)	BB	1	(D)	(D)	BB	—
5198	Paints, varnishes, and supplies -----	10	11 294	1 691	77	6	(D)	(D)	BB	4 (D)
5199	Nondurable goods, n.e.c. -----	28	(D)	(D)	CC	28	(D)	(D)	CC	—
LAS CRUCES, NM MSA										
	Wholesale trade -----	156	290 570	23 937	1 211	145	255 111	20 152	1 066	11 35 459
50	Durable goods -----	91	84 444	10 037	562	87	(D)	(D)	FF	4 (D)
501	Motor vehicles and motor vehicle parts and supplies -----	18	13 544	1 942	113	18	13 544	1 942	113	—
502	Furniture and homefurnishings -----	3	1 935	237	15	3	1 935	237	15	—
503	Lumber and other construction materials -----	8	14 837	1 748	87	7	(D)	(D)	BB	1 (D)
504	Professional and commercial equipment and supplies -----	15	13 820	1 640	82	15	13 820	1 640	82	—
505	Metals and minerals, except petroleum -----	2	(D)	(D)	AA	2	(D)	(D)	AA	—
506	Electrical goods -----	8	8 334	980	52	8	8 334	980	52	—
507	Hardware, and plumbing and heating equipment and supplies -----	10	10 289	1 039	56	10	10 289	1 039	56	—
508	Machinery, equipment, and supplies -----	19	17 138	1 878	114	17	(D)	(D)	CC	2 (D)
509	Miscellaneous durable goods -----	8	(D)	(D)	BB	7	(D)	(D)	BB	1 (D)
51	Nondurable goods -----	65	206 126	13 900	649	58	(D)	(D)	FF	7 (D)
511	Paper and paper products -----	4	4 692	1 099	55	3	(D)	(D)	BB	1 (D)
512	Drugs, drug proprietaries, and druggists' sundries ---	1	(D)	(D)	AA	1	(D)	(D)	AA	—
513	Apparel, piece goods, and notions -----	3	340	34	5	3	340	34	5	—
514	Groceries and related products -----	16	59 256	5 664	225	10	(D)	(D)	BB	6 (D)
515	Farm-product raw materials -----	4	(D)	(D)	AA	4	(D)	(D)	AA	—
516	Chemicals and allied products -----	2	(D)	(D)	AA	2	(D)	(D)	AA	—
517	Petroleum and petroleum products -----	16	47 441	1 866	141	16	47 441	1 866	141	—
518	Beer, wine, and distilled alcoholic beverages -----	5	29 732	2 001	72	5	29 732	2 001	72	—
519	Miscellaneous nondurable goods -----	14	(D)	(D)	CC	14	(D)	(D)	CC	—
SANTA FE, NM MSA										
	Wholesale trade -----	187	297 963	33 881	1 395	174	232 485	26 015	1 217	13 65 478
50	Durable goods -----	105	144 189	18 583	701	97	101 007	11 953	575	8 43 182
501	Motor vehicles and motor vehicle parts and supplies -----	9	(D)	(D)	BB	9	(D)	(D)	BB	—
502	Furniture and homefurnishings -----	5	1 077	232	10	5	1 077	232	10	—
503	Lumber and other construction materials -----	13	9 747	1 346	66	13	9 747	1 346	66	—
504	Professional and commercial equipment and supplies -----	28	71 037	9 876	259	22	(D)	(D)	CC	6 (D)
505	Metals and minerals, except petroleum -----	1	(D)	(D)	AA	1	(D)	(D)	AA	—
506	Electrical goods -----	9	12 227	1 543	57	9	12 227	1 543	57	—

Table 7. Summary Statistics for Metropolitan Areas: 1992 – Con.

[For meaning of abbreviations and symbols, see introductory text. For explanation of terms and comparability of 1987 and 1992 censuses, see appendix A. For definitions of CMSA's, MSA's, and PMSA's, see appendix D]

SIC code	Geographic area and kind of business	Estab-lish-ments (number)	Sales (\$1,000)	Annual payroll (\$1,000)	Paid employees for pay period including March 12 (number)	Merchant wholesalers				Other operating types	
						Estab-lish-ments (number)	Sales (\$1,000)	Annual payroll (\$1,000)	Paid employees for pay period including March 12 (number)	Estab-lish-ments (number)	Sales (\$1,000)
	SANTA FE, NM MSA – Con.										
50	Durable goods – Con.										
507	Hardware, and plumbing and heating equipment and supplies -----	6	(D)	(D)	BB	4	(D)	(D)	BB	2	(D)
508	Machinery, equipment, and supplies -----	12	8 213	819	43	12	8 213	819	43	–	–
509	Miscellaneous durable goods -----	22	(D)	(D)	CC	22	(D)	(D)	CC	–	–
51	Nondurable goods -----	82	153 774	15 298	694	77	131 478	14 062	642	5	22 296
511	Paper and paper products -----	7	6 413	1 791	58	7	6 413	1 791	58	–	–
512	Drugs, drug proprietaries, and druggists' sundries ---	2	(D)	(D)	AA	2	(D)	(D)	AA	–	–
513	Apparel, piece goods, and notions -----	6	5 330	680	33	6	5 330	680	33	–	–
514	Groceries and related products -----	29	56 666	6 974	335	25	(D)	(D)	EE	4	(D)
515	Farm-product raw materials -----	–	–	–	–	–	–	–	–	–	–
516	Chemicals and allied products -----	1	(D)	(D)	AA	1	(D)	(D)	AA	–	–
517	Petroleum and petroleum products -----	4	27 767	903	33	4	27 767	903	33	–	–
518	Beer, wine, and distilled alcoholic beverages -----	5	33 714	2 372	91	5	33 714	2 372	91	–	–
519	Miscellaneous nondurable goods -----	28	(D)	(D)	CC	27	(D)	(D)	CC	1	(D)

Table 8. Summary Statistics for the Area Outside Metropolitan Areas: 1992

[For meaning of abbreviations and symbols, see introductory text. For explanation of terms and comparability of 1987 and 1992 censuses, see appendix A. For definitions of CMSA's, MSA's, and PMSA's, see appendix D]

SIC code	Kind of business	Estab-lish-ments (number)	Sales (\$1,000)	Annual payroll (\$1,000)	Paid employees for pay period including March 12 (number)	Merchant wholesalers				Other operating types	
						Estab-lish-ments (number)	Sales (\$1,000)	Annual payroll (\$1,000)	Paid employees for pay period including March 12 (number)	Estab-lish-ments (number)	Sales (\$1,000)
	Wholesale trade -----	931	1 793 481	124 849	6 805	831	1 493 311	110 331	6 052	100	300 170
50	Durable goods -----	522	667 351	67 547	3 311	474	(D)	(D)	HH	48	(D)
501	Motor vehicles and motor vehicle parts and supplies -----	88	(D)	(D)	FF	88	(D)	(D)	FF	–	–
5012	Automobiles and other motor vehicles -----	9	(D)	(D)	CC	9	(D)	(D)	CC	–	–
5013	Motor vehicle supplies and new parts -----	51	36 231	5 568	296	51	36 231	5 568	296	–	–
5014	Tires and tubes -----	8	(D)	(D)	BB	8	(D)	(D)	BB	–	–
5015	Motor vehicle parts, used -----	20	(D)	(D)	BB	20	(D)	(D)	BB	–	–
502	Furniture and homefurnishings -----	7	1 166	77	9	7	1 166	77	9	–	–
5021	Furniture -----	2	(D)	(D)	AA	2	(D)	(D)	AA	–	–
5023	Homefurnishings -----	5	(D)	(D)	AA	5	(D)	(D)	AA	–	–
503	Lumber and other construction materials -----	23	(D)	(D)	CC	19	(D)	(D)	CC	4	(D)
5031	Lumber, plywood, millwork, and wood panels -----	3	(D)	(D)	BB	3	(D)	(D)	BB	–	–
5032	Brick, stone, and related construction materials ---	11	(D)	(D)	BB	8	(D)	(D)	BB	3	(D)
5033	Roofing, siding, and insulation materials -----	5	(D)	(D)	AA	5	(D)	(D)	AA	–	–
5039	Construction materials, n.e.c. -----	4	(D)	(D)	BB	3	(D)	(D)	AA	1	(D)
504	Professional and commercial equipment and supplies -----	47	24 763	4 089	235	44	(D)	(D)	CC	3	(D)
5043	Photographic equipment and supplies -----	1	(D)	(D)	AA	1	(D)	(D)	AA	–	–
5044	Office equipment -----	17	(D)	(D)	CC	17	(D)	(D)	CC	–	–
5045	Computers and computer peripheral equipment and software -----	14	7 263	944	50	12	(D)	(D)	BB	2	(D)
5046	Commercial equipment, n.e.c. -----	2	(D)	(D)	AA	2	(D)	(D)	AA	–	–
5047	Medical, dental, and hospital equipment and supplies -----	7	(D)	(D)	BB	7	(D)	(D)	BB	–	–
5048	Ophthalmic goods -----	1	(D)	(D)	AA	1	(D)	(D)	AA	–	–
5049	Professional equipment and supplies, n.e.c. -----	5	(D)	(D)	AA	4	(D)	(D)	AA	1	(D)
505	Metals and minerals, except petroleum -----	14	32 565	2 593	112	14	32 565	2 593	112	–	–
5051	Metals service centers and offices -----	12	(D)	(D)	CC	12	(D)	(D)	CC	–	–
5052	Coal and other minerals and ores -----	2	(D)	(D)	AA	2	(D)	(D)	AA	–	–
506	Electrical goods -----	34	41 585	4 856	190	32	(D)	(D)	CC	2	(D)
5063	Electrical apparatus and equipment, wiring supplies, and construction materials -----	18	(D)	(D)	CC	17	(D)	(D)	CC	1	(D)
5064	Electrical appliances, television and radio sets ---	2	(D)	(D)	AA	1	(D)	(D)	AA	1	(D)
5065	Electronic parts and equipment, n.e.c. -----	14	(D)	(D)	BB	14	(D)	(D)	BB	–	–
507	Hardware, and plumbing and heating equipment and supplies -----	28	(D)	(D)	CC	28	(D)	(D)	CC	–	–
5072	Hardware -----	9	(D)	(D)	BB	9	(D)	(D)	BB	–	–
5074	Plumbing and heating equipment and supplies (hydronics) -----	14	(D)	(D)	CC	14	(D)	(D)	CC	–	–
5075	Warm air heating and air-conditioning equipment and supplies -----	3	(D)	(D)	AA	3	(D)	(D)	AA	–	–
5078	Refrigeration equipment and supplies -----	2	(D)	(D)	AA	2	(D)	(D)	AA	–	–

Table 8. Summary Statistics for the Area Outside Metropolitan Areas: 1992 —Con.

[For meaning of abbreviations and symbols, see introductory text. For explanation of terms and comparability of 1987 and 1992 censuses, see appendix A. For definitions of CMSA's, MSA's, and PMSA's, see appendix D]

SIC code	Kind of business	Estab-lish-ments (number)	Sales (\$1,000)	Annual payroll (\$1,000)	Paid employees for pay period including March 12 (number)	Merchant wholesalers			Other operating types		
						Estab-lish-ments (number)	Sales (\$1,000)	Annual payroll (\$1,000)	Paid employees for pay period including March 12 (number)	Estab-lish-ments (number)	Sales (\$1,000)
Wholesale trade —Con.											
50	Durable goods —Con.										
508	Machinery, equipment, and supplies	219	300 165	30 417	1 302	182	(D)	(D)	GG	37	(D)
5082	Construction and mining (except petroleum) machinery and equipment	21	67 572	5 427	198	19	(D)	(D)	CC	2	(D)
5083	Farm and garden machinery and equipment	23	37 334	2 795	156	22	(D)	(D)	CC	1	(D)
5084	Industrial machinery and equipment	128	140 670	16 124	664	94	(D)	(D)	FF	34	(D)
5085	Industrial supplies	34	(D)	(D)	CC	34	(D)	(D)	CC	—	—
5087	Service establishment equipment and supplies	12	(D)	(D)	BB	12	(D)	(D)	BB	—	—
5088	Transportation equipment and supplies, except motor vehicles	1	(D)	(D)	AA	1	(D)	(D)	AA	—	—
509	Miscellaneous durable goods	62	92 297	8 345	559	60	(D)	(D)	FF	2	(D)
5091	Sporting and recreational goods and supplies	1	(D)	(D)	AA	1	(D)	(D)	AA	—	—
5092	Toys and hobby goods and supplies	1	(D)	(D)	AA	1	(D)	(D)	AA	—	—
5093	Scrap and waste materials	19	9 386	897	64	19	9 386	897	64	—	—
5094	Jewelry, watches, precious stones, and precious metals	29	77 826	6 433	439	27	(D)	(D)	EE	2	(D)
5099	Durable goods, n.e.c.	12	(D)	(D)	BB	12	(D)	(D)	BB	—	—
51	Nondurable goods	409	1 126 130	57 302	3 494	357	(D)	(D)	HH	52	(D)
511	Paper and paper products	26	15 968	3 617	214	25	(D)	(D)	CC	1	(D)
5111	Printing and writing paper	2	(D)	(D)	AA	2	(D)	(D)	AA	—	—
5112	Stationery and office supplies	22	13 812	3 084	191	21	(D)	(D)	CC	1	(D)
5113	Industrial and personal service paper	2	(D)	(D)	AA	2	(D)	(D)	AA	—	—
512	Drugs, drug proprietaries, and druggists' sundries	7	(D)	(D)	BB	7	(D)	(D)	BB	—	—
5122	Drugs, drug proprietaries, and druggists' sundries	7	(D)	(D)	BB	7	(D)	(D)	BB	—	—
513	Apparel, piece goods, and notions	6	3 499	528	39	5	(D)	(D)	BB	1	(D)
5131	Piece goods, notions, and other dry goods	3	(D)	(D)	AA	2	(D)	(D)	AA	1	(D)
5136	Men's and boys' clothing and furnishings	1	(D)	(D)	BB	1	(D)	(D)	BB	—	—
5137	Women's, children's, and infants' clothing and accessories	2	(D)	(D)	AA	2	(D)	(D)	AA	—	—
5139	Footwear	—	—	—	—	—	—	—	—	—	—
514	Groceries and related products	78	125 609	10 613	598	55	(D)	(D)	EE	23	(D)
5141	Groceries, general line	7	(D)	(D)	BB	7	(D)	(D)	BB	—	—
5142	Packages frozen foods	4	(D)	(D)	AA	2	(D)	(D)	AA	2	(D)
5143	Dairy products, except dried or canned	11	(D)	(D)	AA	7	(D)	(D)	AA	4	(D)
5144	Poultry and poultry products	—	—	—	—	—	—	—	—	—	—
5145	Confectionery	9	(D)	(D)	BB	9	(D)	(D)	BB	—	—
5146	Fish and seafoods	1	(D)	(D)	AA	1	(D)	(D)	AA	—	—
5147	Meats and meat products	—	—	—	—	—	—	—	—	—	—
5148	Fresh fruits and vegetables	7	(D)	(D)	BB	7	(D)	(D)	BB	—	—
5149	Groceries and related products, n.e.c.	39	94 238	7 918	414	22	35 330	2 789	179	17	58 908
515	Farm-product raw materials	27	(D)	(D)	EE	17	(D)	(D)	BB	10	149 912
5153	Grain and field beans	10	(D)	(D)	BB	10	(D)	(D)	BB	—	—
5154	Livestock	12	(D)	(D)	CC	3	(D)	(D)	BB	9	(D)
5159	Farm-product raw materials, n.e.c.	5	(D)	(D)	AA	4	(D)	(D)	AA	1	(D)
516	Chemicals and allied products	38	(D)	(D)	CC	27	(D)	(D)	CC	11	(D)
5162	Plastics materials and basic forms and shapes	3	(D)	(D)	AA	2	(D)	(D)	AA	1	(D)
5169	Chemicals and allied products, n.e.c.	35	(D)	(D)	CC	25	(D)	(D)	CC	10	(D)
517	Petroleum and petroleum products	114	561 971	21 760	1 461	112	(D)	(D)	GG	2	(D)
5171	Petroleum bulk stations and terminals	92	468 255	18 090	1 081	90	(D)	(D)	GG	2	(D)
5172	Petroleum and petroleum products wholesalers, except bulk stations and terminals	22	93 716	3 670	380	22	93 716	3 670	380	—	—
518	Beer, wine, and distilled alcoholic beverages	18	73 843	5 859	191	17	(D)	(D)	CC	1	(D)
5181	Beer and ale	16	(D)	(D)	CC	15	(D)	(D)	CC	1	(D)
5182	Wine and distilled alcoholic beverages	2	(D)	(D)	AA	2	(D)	(D)	AA	—	—
519	Miscellaneous nondurable goods	95	115 776	7 202	472	92	114 922	7 135	470	3	854
5191	Farm supplies	61	91 389	5 185	345	59	(D)	(D)	EE	2	(D)
5192	Books, periodicals, and newspapers	4	(D)	(D)	BB	4	(D)	(D)	BB	—	—
5193	Flowers, nursery stock, and florists' supplies	3	(D)	(D)	AA	3	(D)	(D)	AA	—	—
5194	Tobacco and tobacco products	2	(D)	(D)	AA	2	(D)	(D)	AA	—	—
5198	Paints, varnishes, and supplies	2	(D)	(D)	AA	2	(D)	(D)	AA	—	—
5199	Nondurable goods, n.e.c.	23	(D)	(D)	BB	22	(D)	(D)	BB	1	(D)

Table 9. Places With 2,500 Inhabitants or More Ranked by Volume of Sales: 1992

[For meaning of abbreviations and symbols, see introductory text. For explanation of terms and comparability of 1987 and 1992 censuses, see appendix A. For information on geographic areas followed by ▲, see appendix F]

Geographic area	Rank ¹	Sales (\$1,000)	Cumulative		Geographic area	Rank ¹	Sales (\$1,000)	Cumulative	
			Sales (\$1,000)	Percent of State total				Sales (\$1,000)	Percent of State total
New Mexico -----	(X)	6 264 418	6 264 418	100.0	New Mexico — Con.				
Albuquerque -----	1	3 448 249	3 448 249	55.0	Socorro -----	20	2 536	5 403 535	86.3
Roswell -----	2	292 764	3 741 013	59.7	Los Ranchos de Albuquerque -----	21	2 166	5 405 701	86.3
Farmington -----	3	257 302	3 998 315	63.8	Tularosa -----	(X)	—	5 405 701	86.3
Santa Fe -----	4	249 257	4 247 572	67.8	Aztec -----	(X)	(D)	(X)	(X)
Hobbs -----	5	231 554	4 479 126	71.5	Bayard -----	(X)	(D)	(X)	(X)
Las Cruces -----	6	228 892	4 708 018	75.2	Bernalillo -----	(X)	(D)	(X)	(X)
Gallup -----	7	193 922	4 901 940	78.3	Bloomfield -----	(X)	(D)	(X)	(X)
Clovis -----	8	148 681	5 050 621	80.6	Bosque Farms -----	(X)	(D)	(X)	(X)
Carlsbad -----	9	112 315	5 162 936	82.4	Deming -----	(X)	(D)	(X)	(X)
Artesia -----	10	45 876	5 208 812	83.1	Espanola ▲ -----	(X)	(D)	(X)	(X)
Silver City -----	11	38 272	5 247 084	83.8	Eunice -----	(X)	(D)	(X)	(X)
Rio Rancho -----	12	31 577	5 278 661	84.3	Grants -----	(X)	(D)	(X)	(X)
Belen -----	13	28 021	5 306 682	84.7	Las Vegas -----	(X)	(D)	(X)	(X)
Alamogordo -----	14	25 330	5 332 012	85.1	Lordsburg -----	(X)	(D)	(X)	(X)
Raton -----	15	16 741	5 348 753	85.4	Portales -----	(X)	(D)	(X)	(X)
Lovington -----	16	15 565	5 364 318	85.6	Ruidoso -----	(X)	(D)	(X)	(X)
Tucumcari -----	17	14 121	5 378 439	85.9	Sunland Park -----	(X)	(D)	(X)	(X)
Corrales ▲ -----	18	14 025	5 392 464	86.1	Taos -----	(X)	(D)	(X)	(X)
Los Lunas -----	19	8 535	5 400 999	86.2	Truth or Consequences -----	(X)	(D)	(X)	(X)

¹Places with suppressed sales (if applicable) are listed at end of table rather than by rank to avoid disclosing data for individual companies.

Table 10. Counties Ranked by Volume of Sales: 1992

[For meaning of abbreviations and symbols, see introductory text. For explanation of terms and comparability of 1987 and 1992 censuses, see appendix A. For information on geographic areas followed by ▲, see appendix F]

Geographic area	Rank ¹	Sales (\$1,000)	Cumulative		Geographic area	Rank ¹	Sales (\$1,000)	Cumulative	
			Sales (\$1,000)	Percent of State total				Sales (\$1,000)	Percent of State total
New Mexico -----	(X)	6 264 418	6 264 418	100.0	New Mexico — Con.				
Bernalillo -----	1	3 789 875	3 789 875	60.5	Cibola -----	16	22 274	5 800 094	92.6
San Juan -----	2	313 693	4 103 568	65.5	Colfax -----	17	19 678	5 819 772	92.9
Chaves -----	3	297 813	4 401 381	70.3	Taos -----	18	18 116	5 837 888	93.2
Dona Ana -----	4	290 570	4 691 951	74.9	Quay -----	19	16 113	5 854 001	93.4
Lea -----	5	278 737	4 970 688	79.3	Hidalgo -----	20	15 673	5 869 674	93.7
McKinley -----	6	214 480	5 185 168	82.8	Lincoln -----	21	13 841	5 883 515	93.9
Eddy -----	7	163 893	5 349 061	85.4	Torrance -----	22	8 434	5 891 949	94.1
Curry -----	8	154 156	5 503 217	87.8	Sierra -----	23	5 961	5 897 910	94.1
Sandoval -----	9	52 582	5 555 799	88.7	Socorro -----	24	4 574	5 902 484	94.2
Grant -----	10	50 799	5 606 598	89.5	Union -----	25	4 079	5 906 563	94.3
Luna -----	11	41 020	5 647 618	90.2	Catron -----	(X)	—	5 906 563	94.3
Valencia -----	12	39 947	5 687 565	90.8	Harding -----	(X)	—	5 906 563	94.3
Rio Arriba -----	13	36 049	5 723 614	91.4	DeBaca -----	(X)	(D)	(X)	(X)
Otero -----	14	29 465	5 753 079	91.8	Guadalupe -----	(X)	(D)	(X)	(X)
San Miguel -----	15	24 741	5 777 820	92.2	Los Alamos -----	(X)	(D)	(X)	(X)
					Mora -----	(X)	(D)	(X)	(X)
					Roosevelt -----	(X)	(D)	(X)	(X)
					Santa Fe -----	(X)	(D)	(X)	(X)

¹Counties with suppressed sales (if applicable) are listed at end of table rather than by rank to avoid disclosing data for individual companies.

Appendix A.

General Explanation

CENSUS COVERAGE AND METHODOLOGY

Structure and method of enumeration. All wholesale firms that had at least one quarter of payroll in 1992 were included in the census of wholesale trade and were mailed either a regular census form or a short form designed to collect basic data and classification information only. The coverage and the method of obtaining census information from each follow:

1. Large companies, i.e., all multiunit firms and all single unit firms above the payroll size cutoff established to separate large from small employers, and a 10-percent sample of the small employers were mailed the appropriate 1992 Census of Distributive Trades establishment report forms. Although the payroll cutoff varied by kind of business, small employers generally included firms with one to three employees and represented about 10 percent of total wholesale sales. For the large companies, a report of company organization is conducted periodically to identify firms which operated establishments at more than one location and to obtain information on payroll and mid-March employment at each location. The 1991 Report of Company Organization was used as a coverage check in the census. In the 1992 Census, all multiestablishment firms were asked to notify the Census Bureau of any establishments for which a form was not received. Report forms were subsequently provided to the firms for these establishments.
2. Small companies other than those included in the 10-percent sample described above were mailed the short forms, which did not include questions on sales by commodity lines and employment by principal activity.

Method of classifying kinds of business. Establishments receiving the regular census forms were classified on the basis of their answers to questions on sales by commodity lines and other inquiries. Those that received short forms were classified on the basis of their self-designation and answers to other inquiries.

COMPARABILITY OF THE 1987 AND 1992 CENSUSES

The 1987 and 1992 censuses were conducted under similar conditions and procedures except for the following:

Classifications. In both 1992 and 1987, classifications are based on the *1987 Standard Industrial Classification (SIC) Manual*.¹ As a result of a later clarification in 1992, the sale of industrial controls has been classified in electrical apparatus and equipment, wiring supplies, and construction materials (SIC 5063) as it was in 1982 and all previous censuses. In 1987, the sale of industrial controls was classified in industrial machinery and equipment (SIC 5084).

Geographic areas. The boundaries of a number of areas for which data are shown in the 1992 census are not the same as in the 1987 census because of annexations; other boundary changes; and redefinitions of metropolitan statistical areas (MSA's), primary metropolitan statistical areas (PMSA's), and consolidated metropolitan statistical areas (CMSA's).² In addition, data for consolidated cities are included in the 1992 census.

Data for special economic urban areas (SEUA's) with 10,000 inhabitants or more in Michigan, Minnesota, New York, and Wisconsin qualified for publication in the 1992 census. This included townships in Michigan and Minnesota and towns in New York and Wisconsin. However, Minnesota did not have any townships that met the publication criteria.

EXPLANATION OF TERMS

Establishments. An establishment is a single physical location at which business is conducted. It is not necessarily identical with a company or enterprise, which may consist of one establishment or more. Census of wholesale trade figures represent a summary of reports for individual establishments rather than companies. For cases where a census report was received, separate information was obtained for each location where business was conducted. When administrative records of other Federal agencies were used instead of a census report, no information was available on the number of locations operated. Estimates of this number were derived from a sample and are provided in the wholesale trade report, *Miscellaneous*

¹*Standard Industrial Classification Manual: 1987.* For sale by Superintendent of Documents, U.S. Government Printing Office, Washington, DC 20402. Stock No. 041-001-00314-2.

²Newly defined metropolitan areas (MA's) were announced by the Office of Management and Budget (OMB) effective June 30, 1993.

Subjects (WC92-S-4). Each wholesale establishment was tabulated according to the physical location at which the business was conducted. The count of establishments represents the number in business at any time during 1992. Appendix G provides a comparison of the number of establishments active any time during the year versus the number in business at the end of the year.

When two activities or more were carried on at a single location under a single ownership, all activities generally were grouped together as a single establishment. The entire establishment was classified on the basis of its major activity and all data for it were included in that classification. However, when distinct and separate economic activities (for which different industry classification codes were appropriate) were conducted at a single location under a single ownership, and when conditions prescribed by the SIC manual for recognizing the existence of more than one establishment were met, separate establishment reports for each of the different activities were obtained in the census.

Firms. A firm is a business organization or entity consisting of one domestic establishment (location) or more under common ownership or control. All establishments of subsidiary firms are included as part of the owning or controlling firm. For the economic census, the terms "firm" and "company" are synonymous.

Sales. Sales include merchandise sold for cash or credit at wholesale and retail by establishments primarily engaged in wholesale trade; receipts from rental or leasing of vehicles, equipment, instruments, tools, etc.; receipts for delivery, installation, maintenance, repair, alteration, storage, and other services; and gasoline, liquor, tobacco, and other excise taxes which are paid by the manufacturer and passed on to the wholesaler.

Sales are net after deductions for refunds and allowances for merchandise returned by customers. Trade-in allowances are not deducted from total sales. Total sales do not include carrying or other credit charges; sales (or other) taxes collected from customers and forwarded to taxing authorities; and nonoperating income from such sources as investments, rental or sale of real estate, etc.

Sales in this report do not include wholesale sales made by manufacturers, retailers, service establishments, or other businesses whose primary activity is other than wholesale trade. They do include receipts other than from the sale of merchandise at wholesale, e.g., service receipts, retail sales, etc., by establishments primarily engaged in wholesale trade.

Sales figures include sales of all establishments in business at any time during the year. Sales shown for agents and brokers represented the value of the goods involved in the transactions rather than the commissions received or earnings.

Annual payroll. Payroll includes all forms of compensation such as salaries, wages, commissions, bonuses, vacation allowances, sick-leave pay, employee contributions to

qualified pension plans, and the value of payments in kind (e.g., free meals and lodgings) paid during the year to all employees. For corporations, payroll includes amounts paid to officers and executives; for unincorporated businesses, it does not include profit or other compensation of proprietors or partners. Payroll is reported before deductions for social security, income tax, insurance, union dues, etc. This definition of payroll is the same as that used on Internal Revenue Service (IRS) form 941.

First quarter payroll. This item consists of payroll, as defined above, paid to persons employed at any time during the quarter January to March 1992.

Paid employees for pay period including March 12. Paid employees consist of the full- and part-time employees, including salaried officers and executives of corporations, who were on the payroll during the pay period including March 12. Included are employees on paid sick leave, paid holidays, and paid vacations; not included are proprietors and partners of unincorporated businesses. The definition of paid employees is the same as that used on IRS form 941.

1992 and 1991 inventories. Inventories consist of stocks of merchandise for sale at the end of 1992 and 1991. They were reported on an ownership basis; all merchandise owned by reporting establishments is included, even though some may be held by others for sale on consignment. Goods held by the reporting establishment, but owned by others, are not included. Data for 1992 and 1991 inventories LIFO composition are published in the 1992 Census of Wholesale Trade report, *Miscellaneous Subjects (WC92-S-4)*.

Operating expenses. Operating expenses include payroll as well as overhead expenses of the establishment. They do not include the cost of goods sold; income or excise taxes; or withdrawals by proprietors or partners of unincorporated businesses.

Auxiliary establishments. Each company included in this census was asked to identify and separately report auxiliary locations whose primary functions were to manage, administer, service, or support the activities of the other establishments of the company. Data presented in this report do not include auxiliary establishments. Data for auxiliaries are presented in a subsequent report issued as part of the 1992 Enterprise Statistics reports.

KIND-OF-BUSINESS CLASSIFICATIONS

Wholesale trade, major groups 50 and 51 in the 1987 SIC manual, includes establishments primarily engaged in selling merchandise to retailers; to industrial, commercial, institutional, farm, or professional business users; or to other wholesalers; or acting as agents or brokers in buying merchandise for or selling merchandise to such persons or companies.

The principal types of establishments included are:

1. Merchant wholesalers who take title to the goods they sell, such as wholesale merchants or jobbers, industrial distributors, voluntary group wholesalers, drop shippers, retailer cooperative warehouses, terminal elevators, and cooperative buying associations.
2. Manufacturers' sales branches and offices (but not retail stores) maintained by manufacturing or mining enterprises apart from their plants or mines for the purpose of marketing their products. Sales branches and offices located at plants are included when separate records are available.
3. Agents, brokers, and commission merchants who buy or sell products owned by others on a commission or agency basis.

Establishments primarily engaged in the wholesale distribution of used products are classified on the basis of the product sold. Establishments primarily engaged in selling merchandise to contractors are included in wholesale trade, with the exception of lumber yards and paint, glass, and wallpaper stores. These exceptions are classified in retail trade if they consider themselves retail, sell to the general public, and their sales to contractors and the general public is more than half their total sales.

Establishments covered by the census were assigned kind-of-business classifications according to the industry classifications defined in the 1987 SIC manual. When a more detailed classification than defined in the SIC manual was needed, additional kinds-of-business were identified within an SIC industry.

Kind-of-business classifications are not interchangeable with commodity classifications, because most businesses sell several kinds of commodities. The kind-of-business code assigned generally reflects either the individual commodity or the commodity group which is the primary source of the establishment's receipts, or some mixture of commodities which characterizes the establishment's business. Thus, the classification of establishments by kind of business does not make it possible to determine either the number of establishments handling a particular commodity or the sales of that commodity. For example, the groceries and related products classification excludes establishments selling food if the sale of food is not the primary source of receipts; moreover, even though establishments are classified as groceries and related products, some of their receipts may be derived from the sale of nonfood products. Information on the extent to which commodities are handled by different kinds of business is available in the 1992 Census of Wholesale Trade report, *Commodity Line Sales* (WC92-S-3). Descriptions of the 1992 Census of Wholesale Trade kind-of-business classifications follow:

Durable Goods (SIC Major Group 50)

This major group includes establishments primarily engaged in the wholesale distribution of durable goods.

Motor vehicles and motor vehicle parts and supplies (SIC 501)

Automobiles and other motor vehicles (SIC 5012). Establishments primarily engaged in the wholesale distribution of new and used passenger automobiles, trucks, trailers, and other motor vehicles, including motorcycles, motor homes, and snowmobiles. Automobile distributors primarily engaged in selling at retail to individual customers for personal use, and also selling a limited amount of new and used passenger automobiles and trucks at wholesale, are classified in Retail Trade, Industry 5511.

SIC 5012 is subdivided in some tables into—

1. Automobile, light trucks, motorcycles, busses and recreational vehicles.
 - a. Automobiles and motorcycles.
 - b. Buses and recreational vehicles.
 - c. Light trucks and vans (14,000 lb or less).
2. Medium and heavy trucks and tractors (over 14,000 lb).
 - a. Medium trucks (14,001 to 26,000 lb).
 - b. Heavy trucks and tractors (over 26,000 lb).

Motor vehicle supplies and new parts (SIC 5013). Establishments primarily engaged in the wholesale distribution of motor vehicle supplies, accessories, tools, and equipment; and new motor vehicle parts.

SIC 5013 is subdivided in some tables into—

1. Motor vehicle supplies and new parts—warehouse distributors.
2. Motor vehicle supplies and new parts—jobbers.
3. Petroleum products marketing equipment.

Tires and tubes (SIC 5014). Establishments primarily engaged in the wholesale distribution of tires and tubes for passenger and commercial vehicles.

Motor vehicle parts, used (SIC 5015). Establishments primarily engaged in the wholesale distribution at wholesale or retail of used motor vehicle parts. This industry includes establishments primarily engaged in dismantling motor vehicles for the purpose of selling parts. Establishments primarily engaged in dismantling motor vehicles for scrap are classified in Industry 5093.

Furniture and homefurnishings (SIC 502)

Furniture (SIC 5021). Establishments primarily engaged in the wholesale distribution of furniture, including bedsprings, mattresses, and other household furniture; office furniture;

and furniture for public parks and buildings. Establishments primarily engaged in the wholesale distribution of partitions, shelving, lockers, and store fixtures are classified in Industry 5046.

SIC 5021 is subdivided in some tables into—

1. Household and lawn furniture.
2. Office and business furniture.

Homefurnishings (SIC 5023). Establishments primarily engaged in the wholesale distribution of homefurnishings and housewares, including antiques; china; glassware and earthenware; lamps (including electric), curtains and draperies; linens and towels; and carpets, linoleum, and all other types of hard and soft surface floor coverings. Establishments primarily engaged in the wholesale distribution of other electrical household goods are classified in Industry 5064, and those distributing precious metal flatware are classified in Industry 5094.

SIC 5023 is subdivided in some tables into—

1. Household china, glassware, and crockery.
2. Linens, domestics, draperies, and curtains.
3. Floor coverings.
4. Other homefurnishings.

Lumber and other construction materials (SIC 503)

Lumber, plywood, millwork and wood panels (SIC 5031). Establishments, with or without yards, primarily engaged in the wholesale distribution of rough, dressed, and finished lumber (but not timber); plywood; reconstituted wood fiber products; doors and windows and their frames (all materials); wood fencing; and other wood or metal millwork.

SIC 5031 is subdivided in some tables into—

1. Lumber—without yard.
2. Lumber—with yard.
3. Plywood, millwork, and wood panels

Brick, stone, and related construction materials (SIC 5032). Establishments primarily engaged in the wholesale distribution of stone, cement, lime construction sand, and gravel; brick (except refractory); asphalt and concrete mixtures; and concrete, stone, and structural clay products (other than refractories). Distributors of industrial sand and of refractory materials are classified in Industry 5085. Establishments primarily engaged in producing ready-mixed concrete are classified in Manufacturing, Industry 3273.

SIC 5032 is subdivided in some tables into—

1. Brick, block, tile, clay/cement sewer pipe.
2. Sand, gravel, and stone.
3. Cement, lime, and related products.

Roofing, siding, and insulation materials (SIC 5033). Establishments primarily engaged in the wholesale distribution of roofing, siding (except wood), and insulation materials.

Construction materials, n.e.c. (SIC 5039). Establishments primarily engaged in the wholesale distribution of mobile homes and of construction materials, not elsewhere classified, including prefabricated buildings and glass. Establishments selling construction materials to the general public and known as retail in the trade are classified in Retail Trade, Industry 5211. Establishments primarily engaged in marketing heavy structural metal products are classified in Industry 5051.

SIC 5039 is subdivided in some tables into—

1. Flat glass and other construction glass.
2. Other construction materials.

Professional and commercial equipment and supplies (SIC 504)

Photographic equipment and supplies (SIC 5043). Establishments primarily engaged in the wholesale distribution of photographic equipment and supplies. Establishments primarily engaged in the wholesale distribution of photocopy, microfilm, and similar equipment are classified in Industry 5044.

Office equipment (SIC 5044). Establishments primarily engaged in the wholesale distribution of office machines and related equipment, including photocopy and microfilm equipment, and safes and vaults. These establishments frequently also sell office supplies. However, establishments primarily engaged in wholesaling most office supplies are classified in Industry Group 511. Establishments primarily engaged in wholesaling office furniture are classified in Industry 5021; and those wholesaling computers and peripheral equipment are classified in Industry 5045.

Computers and computer peripheral equipment and software (SIC 5045). Establishments primarily engaged in the wholesale distribution of computers, computer peripheral equipment, and computer software. These establishments frequently may sell related supplies, but establishments primarily engaged in wholesaling supplies are classified according to the individual product (for example, computer paper in Industry 5112). Establishments primarily engaged in the wholesale distribution of modems and other electronic communications equipment are classified in Industry 5065. Establishments primarily engaged in selling computers and computer peripheral equipment and software for other than business or professional use are classified in Retail Trade, Industry 5734.

SIC 5045 is subdivided in some tables into—

1. Computers and peripheral equipment (selling primarily to business customers).

- a. Computers and peripheral equipment sold for resale.
 - b. Computers and peripheral equipment sold for end use.
2. Computer software (prepackaged, off-the-shelf).

Commercial equipment, n.e.c. (SIC 5046). Establishments primarily engaged in the wholesale distribution of commercial and related machines and equipment, not elsewhere classified, such as commercial cooking and food service equipment; partitions, shelving, lockers, and store fixtures; electrical signs; and balances and scales, except laboratory.

SIC 5046 is subdivided in some tables into—

1. Restaurant and hotel equipment and supplies.
2. Store machines and equipment.

Medical, dental, and hospital equipment and supplies (SIC 5047). Establishments primarily engaged in the wholesale distribution of surgical and other medical instruments, apparatus, and equipment; dentist equipment; artificial limbs; operating room and hospital equipment; X-ray machines; and other electromedical equipment and apparatus used by physicians and in hospitals. Also included in this industry are establishments primarily engaged in the wholesale distribution of professional supplies used by medical and dental practitioners.

SIC 5047 is subdivided in some tables into—

1. Medical and hospital equipment.
2. Dental equipment and supplies.

Ophthalmic Goods (SIC 5048). Establishments primarily engaged in the wholesale distribution of professional equipment and goods used, prescribed, or sold by ophthalmologists, optometrists, and opticians, including ophthalmic frames, lenses, and sunglass lenses.

Professional equipment and supplies, n.e.c. (SIC 5049). Establishments primarily engaged in the wholesale distribution of professional equipment and supplies, not elsewhere classified, such as drafting instruments, laboratory equipment, and scientific instruments.

SIC 5049 is subdivided in some tables into—

1. Religious and school supplies.
2. Other professional equipment and supplies, n.e.c. Establishments primarily engaged in selling specialty lines of professional equipment and supplies not mentioned above, such as veterinarian equipment and supplies, drafting supplies, and scientific equipment.

Metals and minerals, except petroleum (SIC 505)

Metals service centers and offices (SIC 5051). Establishments primarily engaged in marketing semifinished metal products, except precious metals. Establishments in

this industry may operate with warehouses (metals service centers) or without warehouses (metals sales offices). Establishments primarily engaged in marketing precious metals are classified in Industry 5092.

SIC 5051 is subdivided in some tables into—

1. Ferrous metals service centers and offices.
 - a. Ferrous metals service centers.
 - b. Ferrous metals sales offices.
2. Nonferrous metals service centers and offices.
 - a. Nonferrous metals service centers.
 - b. Nonferrous metals sales offices.

Coal and other minerals and ores (SIC 5052). Establishments primarily engaged in the wholesale distribution of coal and coke; copper, iron, lead, and other metallic ores, including precious metal ores; and crude nonmetallic minerals (including concentrates), except crude petroleum. Establishments primarily engaged in the wholesale distribution of nonmetallic minerals used in construction, such as sand and gravel, are classified in Industry 5032. Establishments primarily engaged in the wholesale distribution of crude petroleum are classified in Industry Group 517.

SIC 5052 is subdivided in some tables into—

1. Coal.
2. Other minerals and ores.

Electrical goods (SIC 506)

This industry group includes establishments primarily engaged in the wholesale distribution of electrical generating, distributing, and wiring equipment. It also includes household appliances, whether electrically, manually, or mechanically powered. This industry group does not include electrical commercial and industrial machines, in which electricity does the work directly, e.g., heating, turning a shaft, or ionizing a substance, or electrically powered commercial and industrial machines which are classified in Industry Group 504 or 508.

Electrical apparatus and equipment, wiring supplies, and construction materials (SIC 5063). Establishments primarily engaged in the wholesale distribution of electrical power equipment for the generation, transmission, distribution, or control of electric energy; electrical construction materials for outside power transmission lines and for electrical systems and electric light fixtures and bulbs. Construction contractors primarily engaged in installing electrical systems and equipment from their own stock are classified in Construction, Industry 1731.

Electrical appliances, television and radio sets (SIC 5064). Establishments primarily engaged in the wholesale distribution of radio and television receiving sets, other household electronic sound or video equipment, self-contained air-conditioning room units, and household

electrical appliances. Also included are establishments primarily engaged in the wholesale distribution of household gas and electric laundry equipment and refrigerators and freezers.

Electronic parts and equipment, n.e.c. (SIC 5065).

Establishments primarily engaged in the wholesale distribution of electronic parts and electronic communications equipment, not elsewhere classified, such as telephone and telegraph equipment; radio and television broadcasting and communications equipment; and intercommunications equipment. Establishments primarily engaged in the wholesale distribution of radio and television receiving sets, phonographs, CD-players, and other household sound or video equipment are classified in Industry 5064.

SIC 5065 is subdivided in some tables into—

1. Communications equipment.
2. Other electronic parts and equipment.

Hardware, and plumbing and heating equipment and supplies (SIC 507)

Hardware (SIC 5072). Establishments primarily engaged in the wholesale distribution of cutlery and general hardware, including hand saws; saw blades; brads, staples, and tacks; and bolts, nuts, rivets, and screws. Establishments primarily engaged in the wholesale distribution of nails, noninsulated wire, and screening are classified in Industry 5051.

Plumbing and heating equipment and supplies (hydronics) (SIC 5074). Establishments primarily engaged in the wholesale distribution of hydronic plumbing and heating equipment and supplies. Construction contractors primarily engaged in installing plumbing and heating equipment from their own stock are classified in Construction, Industry 1711.

Warm air heating and air-conditioning equipment and supplies (SIC 5075). Establishments primarily engaged in the wholesale distribution of warm air heating and air-conditioning equipment and supplies. Construction contractors primarily engaged in installing warm air heating and air-conditioning equipment are classified in Construction, Industry 1711.

Refrigeration equipment and supplies (SIC 5078). Establishments primarily engaged in the wholesale distribution of refrigeration equipment and supplies. Construction contractors primarily engaged in installation of refrigeration equipment from their own stock are classified in Construction, Industry 1711.

Machinery, equipment, and supplies (SIC 508)

Construction and mining (except petroleum) machinery and equipment (SIC 5082). Establishments primarily engaged in the wholesale distribution of construction or mining cranes, excavating machinery and equipment, power

shovels, road construction and maintenance machinery, tractor-mounting equipment, and other specialized machinery and equipment used in the construction, mining, and logging industries. Establishments engaged in marketing oil well machinery and equipment are classified in Industry 5084.

Farm and garden machinery and equipment (SIC 5083).

Establishments primarily engaged in the wholesale distribution of agricultural machinery and equipment for use in preparation and maintenance of the soil, the planting and harvesting of crops, and other operations and processes pertaining to work on the farm, lawn, or garden; and dairy and other livestock equipment.

SIC 5083 is subdivided in some tables into—

1. Farm machinery and equipment—farm dealers.
2. Farm machinery and equipment—wholesale distributors.
3. Lawn and garden machinery and equipment.

Industrial machinery and equipment (SIC 5084). Establishments primarily engaged in the wholesale distribution of industrial machinery and equipment, not elsewhere classified.

SIC 5084 is subdivided in some tables into—

1. Food-processing machinery and equipment.
2. General-purpose industrial machinery, equipment, and parts.
3. Metalworking machinery and equipment.
4. Materials handling equipment.
5. Oil well, oil refinery, and pipeline machinery, equipment, and supplies.
6. Other industrial machinery and equipment. Establishments primarily engaged in selling special purpose industrial machinery not elsewhere classified, including printing machinery, paper and paper products machinery, smelting and metal refining machinery and equipment, cigar and cigarette machinery, and similar special industry machinery.

Industrial supplies (SIC 5085). Establishments primarily engaged in the wholesale distribution of industrial supplies, not elsewhere classified.

SIC 5085 is subdivided in some tables into—

1. General-line industrial supplies.
2. Mechanical power transmission equipment.
3. Hydraulic and pneumatic (fluid-power) parts, accessories, and supplies.
4. Welding supplies.
5. Industrial containers and supplies.
6. Industrial valves and fittings, except fluid-power.

7. Other industrial supplies—Establishments primarily engaged in selling a specialty line of industrial materials and supplies not elsewhere classified, such as abrasives, mechanical rubber goods, ropes, cordage, and industrial diamonds.

Service establishment equipment and supplies (SIC 5087). Establishments primarily engaged in the wholesale distribution of equipment and supplies for barber shops, beauty parlors, power laundries, dry-cleaning plants, upholsterers, undertakers, and related personal service establishments.

SIC 5087 is subdivided in some tables into—

1. Beauty and barber equipment and supplies.
2. Custodial (janitors') equipment and supplies.
3. Laundry and dry-cleaning equipment and supplies.
4. Other service establishment equipment and supplies—Establishments primarily engaged in selling a specialty line of service establishment supplies, such as upholsterers' equipment and supplies, seamstresses' supplies, tailors' supplies, undertakers' supplies, municipality equipment and supplies, and shoe repair supplies.

Transportation equipment and supplies, except motor vehicles (SIC 5088). Establishments primarily engaged in the wholesale distribution of transportation equipment and supplies. Establishments primarily engaged in the wholesale distribution of motor vehicles and motor vehicle parts are classified in Industry Group 501, and those distributing pleasure boats are classified in Industry 5091.

SIC 5088 is subdivided in some tables into—

1. Aircraft and aeronautical equipment and supplies.
2. Marine machinery, equipment, and supplies.
3. Other transportation equipment and supplies—Establishments primarily engaged in selling equipment and supplies used in the operation, maintenance, and repair of railroads, streetcars, buses, tramways, aerial hoists, and horsedrawn vehicles.

Miscellaneous durable goods (SIC 509)

Sporting and recreational goods and supplies (SIC 5091). Establishments primarily engaged in the wholesale distribution of sporting goods and accessories; billiard and pool supplies; sporting firearms and ammunition; and marine pleasure craft, equipment and supplies. Establishments primarily engaged in the wholesale distribution of motor vehicles and trailers are classified in Industry 5012; those distributing self-propelled golf carts are classified in Industry 5088; and those distributing athletic apparel and footwear are classified in Industry Group 513.

Toys and hobby goods and supplies (SIC 5092). Establishments primarily engaged in the wholesale distribution of games, toys, hobby goods and supplies, and related goods, such as fireworks and playing cards.

Scrap and waste materials (SIC 5093). Establishments primarily engaged in assembling, breaking up, sorting, and wholesale distribution of scrap and waste materials. This industry includes auto wreckers engaged in dismantling automobiles for scrap. However, those engaged in dismantling automobiles for the purpose of selling secondhand parts at retail are classified in Industry 5015.

SIC 5093 is subdivided in some tables into—

1. Iron and steel scrap processors and dealers.
 - a. Iron and steel scrap processors (using power processing equipment).
 - b. Iron and steel scrap dealers (not using power processing equipment).
2. Nonferrous recyclable materials.

Jewelry, watches, precious stones, and precious metals (SIC 5094). Establishments primarily engaged in the wholesale distribution of jewelry, precious stones and metals, costume jewelry, watches, clocks, silverware, and jewelers' findings. Establishments primarily engaged in the wholesale distribution of precious metal ores are classified in Industry 5052.

SIC 5094 is subdivided in some tables into—

1. Jewelry, watches, diamonds, precious stones, and silverware.
2. Precious metals (excluding ores).

Durable goods, n.e.c. (SIC 5099). Establishments primarily engaged in the wholesale distribution of durable goods, not elsewhere classified, such as musical instruments and forest products, except lumber.

SIC 5099 is subdivided in some tables into—

1. Musical instruments and supplies.
2. Forest products, except lumber.
3. General merchandise—durable.
4. Compact disks, prerecorded audio tapes, and phonograph records.
5. Fire extinguishers and fire safety equipment.
6. Other durable goods.

Nondurable Goods (SIC Major Group 51)

This major group includes establishments primarily engaged in the wholesale distribution of nondurable goods.

Paper and paper products (SIC 511)

Printing and writing paper (SIC 5111). Establishments primarily engaged in the wholesale distribution of printing and writing paper, including envelope paper; fine paper; and groundwood paper.

Stationery and office supplies (SIC 5112). Establishments primarily engaged in the wholesale distribution of stationery and office supplies, including computer and photocopy supplies, envelopes, typewriter paper, file cards and folders, pens, pencils, social stationery, and greeting cards.

Industrial and personal service paper (SIC 5113). Establishments primarily engaged in the wholesale distribution of wrapping and other coarse paper, paperboard, and converted paper and related disposable plastic products, such as bags, boxes, dishes, eating utensils, napkins, and shipping supplies.

Drugs, drug proprietaries, and druggists' sundries (SIC 512)

Drugs, drug proprietaries, and druggists' sundries (SIC 5122). Establishments primarily engaged in the wholesale distribution of prescription drugs, proprietary drugs, druggists' sundries, and toiletries. Establishments primarily engaged in the wholesale distribution of surgical, dental, and hospital equipment are classified in Industry 5047.

SIC 5122 is subdivided in some tables into—

1. General-line drugs—These are wholesalers who reported a substantial portion of their sales in "drugs and pharmaceuticals" and a combination of "proprietary (patent) medicines," "cosmetics," "perfumes," and "other toiletries and druggists' sundries."
2. Specialty-line drugs, pharmaceuticals, cosmetics, and toiletries. These are wholesale establishments engaged in selling limited lines among the above products.

Apparel, piece goods, and notions (SIC 513)

Piece goods, notions, and other dry goods (SIC 5131). Establishments primarily engaged in the wholesale distribution of piece goods or yard goods of natural or man-made fibers, notions (sewing and hair accessories, etc.), and other dry goods. Converters who buy fabric goods (except knit goods) in the grey, have them finished on contract, and sell at wholesale are included here. Converters of knit goods are classified in Manufacturing, Industry Group 225. This industry does not include establishments primarily engaged in the wholesale distribution of homefurnishings which are classified in Industry 5023.

SIC 5131 is subdivided in some tables into—

1. Piece goods.
 - a. Piece goods—jobbers.

b. Piece goods—converters.

2. Notions and other dry goods.

Men's and boys' clothing and furnishings (SIC 5136). Establishments primarily engaged in the wholesale distribution of men's and boys' apparel and furnishings, sportswear, hosiery, underwear, nightwear, and work clothing.

Women's, children's, and infants' clothing and accessories (SIC 5137). Establishments primarily engaged in the wholesale distribution of women's, children's, and infants' clothing and accessories, including hosiery, lingerie, millinery, and furs.

Footwear (SIC 5139). Establishments primarily engaged in the wholesale distribution of footwear (including athletic) made of leather, rubber, and other materials.

Groceries and related products (SIC 514)

Groceries, general-line (SIC 5141). Establishments primarily engaged in the wholesale distribution of a general line of groceries. Establishments primarily engaged in roasting coffee, blending tea, or grinding and packaging spices are classified in Manufacturing Major Group 20.

SIC 5141 is subdivided in some tables into—

1. Voluntary.
2. Retail cooperative.
3. Other general-line.

Packaged frozen foods (SIC 5142). Establishments primarily engaged in the wholesale distribution of packaged quick-frozen vegetables, juices, meats, fish, poultry, pastries, and other "deep freeze" products. Establishments primarily engaged in the wholesale distribution of frozen dairy products are classified in Industry 5143, and those distributing frozen poultry, fish, and meat which are not packaged are classified in Industries 5144, 5146, and 5147, respectively.

Dairy products, except dried or canned (SIC 5143). Establishments primarily engaged in the wholesale distribution of dairy products, such as butter, cheese, ice cream and ices, and fluid milk and cream. This industry does not include establishments primarily engaged in pasteurizing and bottling milk, which are classified in Manufacturing, Industry Group 202. Establishments primarily engaged in the wholesale distribution of dried or canned dairy products are classified in Industry 5149.

SIC 5143 is subdivided in some tables into—

1. Raw milk.
2. Dairy products, except raw milk.

Poultry and poultry products (SIC 5144). Establishments primarily engaged in the wholesale distribution of poultry and poultry products, except canned and packaged frozen products. This industry does not include establishments primarily engaged in the killing and dressing of poultry, which are classified in Manufacturing, Industry 2015. Establishments primarily engaged in the wholesale distribution of packaged frozen poultry are classified in Industry 5142, and those distributing canned poultry are classified in Industry 5149.

SIC 5144 is subdivided in some tables into—

1. Live poultry.
2. Poultry and poultry products, except live.

Confectionery (SIC 5145). Establishments primarily engaged in the wholesale distribution of confectionery and related products, such as candy, chewing gum, fountain fruits, salted or roasted nuts, popcorn, fountain syrups, and potato, corn, and similar chips.

Fish and seafoods (SIC 5146). Establishments primarily engaged in the wholesale distribution (but not packaging) of fresh, cured, or frozen fish and seafoods, except canned or packaged frozen. The preparation of fresh or frozen packaged fish and other seafood, and the shucking and packing of fresh oysters in nonsealed containers, are classified in Manufacturing, Industry 2092. Establishments primarily engaged in the wholesale distribution of canned seafood are classified in Industry 5149, and those distributing packaged frozen foods are classified in Industry 5142.

Meats and meat products (SIC 5147). Establishments primarily engaged in the wholesale distribution of fresh, cured, and processed (but not canned) meats and lard. Establishments primarily engaged in the wholesale distribution of frozen packaged meats are classified in Industry 5142, and those distributing canned meats are classified in Industry 5149.

SIC 5147 is subdivided in some tables into—

1. Meats and meat products, except boxed beef.
2. Packaging boxed beef.

Fresh fruits and vegetables (SIC 5148). Establishments primarily engaged in the wholesale distribution of fresh fruits and vegetables.

Groceries and related products, n.e.c. (SIC 5149). Establishments primarily engaged in the wholesale distribution of groceries and related products, not elsewhere classified. Establishments primarily engaged in the wholesale distribution of soft drinks, and in bottling and distributing natural spring and mineral waters, are classified in this industry, but establishments primarily engaged in bottling soft drinks are classified in Manufacturing, Major Group 20. This industry does not include establishments primarily

engaged in the wholesale distribution of farm-product raw materials classified in Industry Group 515, nor those distributing beer, wine, and distilled alcoholic beverages of Industry Group 518.

SIC 5149 is subdivided in some tables into—

1. Coffee, tea, and spices.
2. Bread and baked goods.
3. Soft drinks.
4. Canned goods.
5. Food and beverage basic materials.
6. Other grocery specialties.

Farm-product raw materials (SIC 515)

Grain and field beans (SIC 5153). Establishments primarily engaged in buying and/or marketing grain (such as corn, wheat, oats, barley, and unpolished rice), dry beans, soybeans, and other inedible beans. Country grain elevators primarily engaged in buying or receiving grain from farmers are included, as well as terminal elevators and other merchants marketing grain. Establishments primarily engaged in the wholesale distribution of field and garden seeds are classified in Industry 5191.

Livestock (SIC 5154). Establishments primarily engaged in buying and/or marketing cattle, hogs, sheep, and goats. This industry also includes the operation of livestock auction markets.

Farm-product raw materials, n.e.c. (SIC 5159). Establishments primarily engaged in buying and/or marketing farm products, not elsewhere classified. Establishments primarily engaged in the wholesale distribution of milk are classified in Industry 5143, and those distributing live poultry are classified in Industry 5144.

SIC 5159 is subdivided in some tables into—

1. Hides, skins, and pelts.
2. Leaf tobacco.
3. Wool, wool tops, and mohair.
4. Cotton.
5. Other farm-product raw materials.

Chemicals and allied products (SIC 516)

Plastics materials and basic forms and shapes (SIC 5162). Establishments primarily engaged in the wholesale distribution of plastics materials, and of unsupported plastics film, sheets, sheeting, rods, tubes, and other basic forms and shapes.

Chemicals and allied products, n.e.c. (SIC 5169). Establishments primarily engaged in the wholesale distribution of chemicals and allied products, not elsewhere classified,

such as acids, industrial and heavy chemicals, dyestuffs, industrial salts, rosin, and turpentine. Establishments primarily engaged in the wholesale distribution of ammunition are classified in Industry Group 509; those distributing agricultural chemicals and pesticides are classified in Industry 5191; those distributing drugs are classified in Industry 5122; and those distributing pigments, paints, and varnishes are classified in Industry 5198.

SIC 5169 is subdivided in some tables into—

1. Industrial gases, except LP.
2. Other chemicals and allied products.

Petroleum and petroleum products (SIC 517)

This industry group includes establishments primarily engaged in the wholesale distribution of crude petroleum and petroleum products. Included are establishments primarily engaged in the distribution of liquefied petroleum gas. Establishments primarily engaged in the transmission and/or distribution of natural gas are classified in Utilities, Industry Group 492.

Petroleum bulk stations and terminals (SIC 5171). Establishments primarily engaged in the wholesale distribution of crude petroleum and petroleum products from bulk liquid storage facilities. These establishments have a bulk liquid storage capacity of 10,000 gallons or more.

SIC 5171 is subdivided in some tables into—

1. Petroleum bulk stations and terminals, except LP.
2. Liquefied petroleum gas bulk stations and terminals.

Petroleum and petroleum products wholesalers, except bulk stations and terminals (SIC 5172). Establishments primarily engaged in the wholesale distribution of crude petroleum and petroleum products. These establishments do not have a bulk liquid storage capacity of 10,000 gallons or more. Included are packaged and bottled petroleum products distributors, truck jobbers, and others marketing petroleum and its products at wholesale.

Beer, wine, and distilled alcoholic beverages (SIC 518)

Beer and ale (SIC 5181). Establishments primarily engaged in the wholesale distribution of beer, ale, porter, and other fermented malt beverages.

Wine and distilled alcoholic beverages (SIC 5182). Establishments primarily engaged in the wholesale distribution of distilled spirits, including neutral spirits and ethyl alcohol used in blended wines and distilled liquors.

SIC 5182 is subdivided in some tables into—

1. Wine and distilled alcoholic beverages—licensed.
2. Wine and distilled alcoholic beverages—State operated.

Miscellaneous nondurable goods (SIC 519)

Farm supplies (SIC 5191). Establishments primarily engaged in the wholesale distribution of animal feeds, fertilizers, agricultural chemicals, pesticides, seeds, and other farm supplies, except grains. Establishments primarily engaged in the wholesale distribution of pet food are classified in Industry 5149, and those distributing pet supplies are classified in Industry 5199.

SIC 5191 is subdivided in some tables into—

1. Farm supplies—farm dealers.
2. Farm supplies—wholesale distributors.

Books, periodicals, and newspapers (SIC 5192). Establishments primarily engaged in the wholesale distribution of books, periodicals, and newspapers.

Flowers, nursery stock, and florists' supplies (SIC 5193). Establishments primarily engaged in the wholesale distribution of flowers, nursery stock, and florists' supplies.

Tobacco and tobacco products (SIC 5194). Establishments primarily engaged in the wholesale distribution of tobacco and its products. Leaf tobacco wholesalers are classified in Industry 5159, and establishments primarily engaged in stemming and redrying tobacco are classified in Manufacturing, Industry 2141.

Paints, varnishes, and supplies (SIC 5198). Establishments primarily engaged in the wholesale distribution of paints, varnishes, wallpaper, and supplies. Establishments selling to the general public and known as retail in the trade are classified in Retail Trade, Industry 5231.

Nondurable goods, n.e.c. (SIC 5199). Establishments primarily engaged in the wholesale distribution of nondurable goods, not elsewhere classified, such as art goods, industrial yarns, textile bags, and bagging and burlap.

SIC 5199 is subdivided in some tables into—

1. Art goods.
2. General merchandise—nondurable.
3. Textile bags and bagging.
4. Specialty advertising (sale of merchandise).
5. Other nondurable goods.

TYPE-OF-OPERATION CLASSIFICATIONS

In addition to being classified by kind of business, each wholesale establishment was classified for the census by type of operation according to the ownership of the business, ownership of the goods sold, or character of the principal transactions. Establishments in wholesale trade are grouped into the following three major types of operation and related subgroups:

Merchant wholesalers. Establishments primarily engaged in buying and selling merchandise on their own account. Included here are such types of establishments as wholesale merchants or jobbers, industrial distributors, voluntary group wholesalers, importers, exporters, cash and carry wholesalers, retailer cooperative warehouses, terminal and country grain elevators, farm products assemblers, wholesale cooperative associations, and petroleum bulk plants and terminals operated by nonrefining companies.

Wholesale distributors and jobbers. Establishments primarily engaged in buying and selling merchandise in the domestic market not manufactured by the parent company.

Importers. Establishments buying and selling goods at wholesale on their own account, whose principal source of purchases was foreign.

Exporters. Establishments primarily engaged in purchasing goods in the United States and selling them to foreign customers.

Terminal grain elevators. Grain elevators primarily engaged in buying and selling grain received from country grain elevators and grain marketing establishments. They have sizable space for grain storage, and products are received primarily by rail or barge rather than by truck.

Country grain elevators. Grain elevators, cooperative or other, buying and receiving grain directly from farmers by truck and selling at wholesale.

Assemblers of farm products, except country grain elevators. Establishments primarily engaged in purchasing directly from farmers and assembling and marketing farm products at wholesale.

Manufacturers' sales branches and offices. Establishments maintained by manufacturing, refining, and mining companies apart from their plants or mines for marketing their products at wholesale. Branch stores selling to household consumers and individual users are classified in retail trade. Sales branches and offices located at plants and administrative offices are included when separate records are available.

Manufacturers' sales branches. A branch with a stock of merchandise for sale. Included are refiner—marketers owned and operated by petroleum refining companies primarily for marketing their products.

Manufacturers' sales offices. An office without a stock of merchandise for sale.

Agents, brokers, and commission merchants. Establishments whose operators are in business for themselves and are primarily engaged in selling or buying goods for others. Included here are such types of operations as auction companies, import agents, export agents, selling agents, merchandise brokers, and commission merchants. "Sales" as shown in census publications for agents, brokers, and commission merchants represent the gross sales (or purchase) value of the goods in the transactions negotiated.

Auction companies. Wholesale establishments primarily engaged in selling merchandise on an agency basis by auction.

Brokers (representing buyers or sellers). Wholesale establishments primarily engaged in selling or buying merchandise in the domestic market on a brokerage basis but not receiving the goods on consignment.

Commission merchants. Wholesale establishments operating in the domestic market receiving goods for sale on consignment.

Import agents. Merchandise agents and brokers in the domestic market buying merchandise from or selling merchandise for foreign firms.

Export agents. Merchandise agents and brokers in the domestic market selling to or buying for foreign customers.

Manufacturers' agents. Wholesale establishments in the domestic market selling for a limited number of manufacturers on a continuing agency basis.



Appendix C. Kind-of-Business Titles and Reporting-Form Numbers

[Listed below are wholesale kind-of-business titles and their corresponding reporting-form numbers. Requests for copies of any of these forms, including the inquiries used to classify establishment by kind of business, should be directed to the Business Division, Bureau of the Census, Washington, DC 20233]

SIC code	Title	Standard form CB-	Short form CB-	SIC code	Title	Standard form CB-	Short form CB-
DURABLE GOODS				DURABLE GOODS—Con.			
501	Motor vehicles and motor vehicle parts and supplies:			509	Miscellaneous durable goods:		
5012	Automobiles and other motor vehicles -----	5012	5003	5091	Sporting and recreational goods and supplies -----	5091	5003
5013	Motor vehicle supplies and new parts -----	5013	5003	5092	Toys and hobby goods and supplies -----	5091	5003
5014	Tires and tubes -----	5013	5003	5093	Scrap and waste materials -----	5093	5003
5015	Motor vehicle parts, used -----	5013	5003	5094	Jewelry, watches, precious stones, and precious metals -----	5094	5003
				5099	Durable goods, n.e.c. -----	5099	5003
DURABLE GOODS				NONDURABLE GOODS			
502	Furniture and homefurnishings:			511	Paper and paper products:		
5021	Furniture -----	5020	5001	5111	Printing and writing paper -----	5110	5102
5023	Homefurnishings -----	5020	5001	5112	Stationery and office supplies -----	5110	5102
				5113	Industrial and personal service paper -----	5110	5102
503	Lumber and other construction materials:			512	Drugs, drug proprietaries, and druggists' sundries:		
5031	Lumber, plywood, millwork, and wood panels -----	5030	5001	5122	Drugs, drug proprietaries, and druggists' sundries -----	5122	5102
5032	Brick, stone, and related construction materials -----	5030	5001				
5033	Roofing, siding, and insulation materials -----	5030	5001	513	Apparel, piece goods, and notions:		
5039	Construction materials, n.e.c. -----	5030	5001	5131	Piece goods, notions, and other dry goods -----	5131	5102
				5136	Men's and boys' clothing and furnishings -----	5136	5102
504	Professional and commercial equipment and supplies:			5137	Women's, children's, and infants' clothing and accessories -----	5136	5102
5043	Photographic equipment and supplies -----	5043	5003	5139	Footwear -----	5136	5102
5044	Office equipment -----	5045	5002				
5045	Computers and computer peripheral equipment and software -----	5045	5002	514	Groceries and related products:		
5046	Commercial equipment, n.e.c. -----	5043	5002	5141	Groceries, general line -----	5141	5101
5047	Medical, dental, and hospital equipment and supplies -----	5047	5002	5142	Packaged frozen foods -----	5142	5101
5048	Ophthalmic goods -----	5047	5002	5143	Dairy products, except dried or canned -----	5143	5101
5049	Professional equipment and supplies, n.e.c. -----	5047	5002	5144	Poultry and poultry products -----	5144	5101
				5145	Confectionery -----	5145	5101
505	Metals and minerals, except petroleum:			5146	Fish and seafoods -----	5146	5101
5051	Metals service centers and offices -----	5051	5003	5147	Meats and meat products -----	5147	5101
5052	Coal and other minerals and ores -----	5052	5003	5148	Fresh fruits and vegetables -----	5148	5101
				5149	Groceries and related products, n.e.c. -----	5141	5101
				515	Farm-product raw materials:		
506	Electrical goods:			5153	Grain and field beans -----	5150	5103
5063	Electrical apparatus and equipment, wiring supplies, and construction materials -----	5060	5001	5154	Livestock -----	5150	5103
				5159	Farm-product raw materials, n.e.c. -----	5150	5103
5064	Electrical appliances, television and radio sets -----	5060	5001				
5065	Electronic parts and equipment, n.e.c. -----	5060	5001	516	Chemicals and allied products:		
				5162	Plastics materials and basic forms and shapes -----	5160	5102
				5169	Chemicals and allied products, n.e.c. -----	5160	5102
507	Hardware, and plumbing and heating equipment and supplies:			517	Petroleum and petroleum products:		
5072	Hardware -----	5070	5001	5171	Petroleum bulk stations and terminals -----	5170	1NA
5074	Plumbing and heating equipment and supplies (hydronics) -----	5070	5001	5172	Petroleum and petroleum products wholesalers, except bulk stations and terminals -----	5170	1NA
5075	Warm air heating and air-conditioning equipment and supplies -----	5070	5001				
5078	Refrigeration equipment and supplies -----	5070	5001	518	Beer, wine, and distilled alcoholic beverages:		
				5181	Beer and ale -----	5180	5103
				5182	Wine and distilled alcoholic beverages -----	5180	5103
508	Machinery, equipment, and supplies:			519	Miscellaneous nondurable goods:		
5082	Construction and mining (except petroleum) machinery and equipment -----	5082	5002	5191	Farm supplies -----	5191	5102
5083	Farm and garden machinery and equipment -----	5083	5002	5192	Books, periodicals, and newspapers -----	5192	5102
5084	Industrial machinery and equipment -----	5084	5002	5193	Flowers, nursery stock, and florists' supplies -----	5192	5102
5085	Industrial supplies -----	5085	5002	5194	Tobacco and tobacco products -----	5194	5102
5087	Service establishment equipment and supplies -----	5087	5002	5198	Paints, varnishes, and supplies -----	5198	5102
5088	Transportation equipment and supplies, except motor vehicles -----	5088	5002	5199	Nondurable goods, n.e.c. -----	5199	5102

¹Petroleum wholesalers were all sent form CB-5170.

Appendix D. Metropolitan Areas

(Titles and definitions shown for MSA's, CMSA's, and PMSA's are those established by the Office of Management and Budget, as of June 30, 1993)

NEW MEXICO

Albuquerque, NM MSA

Bernalillo County, NM
Sandoval County, NM
Valencia County, NM

Las Cruces, NM MSA

Dona Ana County, NM

Santa Fe, NM MSA

Los Alamos County, NM
Santa Fe County, NM

Appendix E.

Percent of Sales Data Based on Administrative Records and Estimation for the State: 1992

[For meaning of abbreviations and symbols and for more information on reliability of data, see introductory text. For explanation of terms and comparability of 1987 and 1992 censuses, see appendix A]

SIC code	Kind of business	Percent of sales† —		SIC code	Kind of business	Percent of sales‡ —	
		From administrative records ¹	Estimated ²			From administrative records ¹	Estimated ²
	Wholesale trade -----	3.5	6.0		Wholesale trade —Con.		
50	Durable goods -----	3.5	5.8	50	Durable goods —Con.		
				509	Miscellaneous durable goods -----	(D)	(D)
				5091	Sporting and recreational goods and supplies -----	17.3	—
				5092	Toys and hobby goods and supplies -----	15.4	.1
501	Motor vehicles and motor vehicle parts and supplies -----	2.9	1.8	5093	Scrap and waste materials -----	29.9	2.5
5012	Automobiles and other motor vehicles -----	1.0	.7	5094	Jewelry, watches, precious stones, and precious metals -----	4.4	4.6
5013	Motor vehicle supplies and new parts -----	5.2	4.2	5099	Durable goods, n.e.c. -----	(D)	(D)
5014	Tires and tubes -----	5.6	—				
5015	Motor vehicle parts, used -----	12.1	4.3	51	Nondurable goods -----	3.6	6.2
502	Furniture and homefurnishings -----	18.6	3.7	511	Paper and paper products -----	1.7	6.2
5021	Furniture -----	19.7	4.3	5111	Printing and writing paper -----	—	—
5023	Homefurnishings -----	17.4	3.0	5112	Stationery and office supplies -----	2.1	.9
				5113	Industrial and personal service paper -----	2.1	18.4
503	Lumber and other construction materials -----	1.1	6.9				
5031	Lumber, plywood, millwork, and wood panels -----	1.3	4.3	512	Drugs, drug proprietaries, and druggists' sundries -----	1.2	.1
5032	Brick, stone, and related construction materials -----	1.4	25.0	5122	Drugs, drug proprietaries, and druggists' sundries -----	1.2	.1
5033	Roofing, siding, and insulation materials -----	.9	.4				
5039	Construction materials, n.e.c. -----	.1	8.2	513	Apparel, piece goods, and notions -----	4.9	5.3
				5131	Piece goods, notions, and other dry goods -----	15.1	11.9
504	Professional and commercial equipment and supplies -----	2.6	3.5	5136	Men's and boys' clothing and furnishings -----	1.4	—
5043	Photographic equipment and supplies -----	—	20.5	5137	Women's, children's, and infants' clothing and accessories -----	8.4	20.5
5044	Office equipment -----	4.4	2.0	5139	Footwear -----	—	—
5045	Computers and computer peripheral equipment and software -----	1.8	4.5	514	Groceries and related products -----	2.6	3.7
5046	Commercial equipment, n.e.c. -----	8.8	—	5141	Groceries, general line -----	.2	3.6
5047	Medical, dental, and hospital equipment and supplies -----	1.6	3.7	5142	Packaged frozen foods -----	1.3	—
5048	Ophthalmic goods -----	.9	—	5143	Dairy products, except dried or canned -----	4.5	8.4
5049	Professional equipment and supplies, n.e.c. -----	2.1	1.8	5144	Poultry and poultry products -----	—	—
				5145	Confectionery -----	2.6	6.6
505	Metals and minerals, except petroleum -----	(D)	(D)	5146	Fish and seafoods -----	8.0	6.0
5051	Metals service centers and offices -----	(D)	(D)	5147	Meats and meat products -----	.9	1.3
5052	Coal and other minerals and ores -----	(D)	(D)	5148	Fresh fruits and vegetables -----	1.3	.6
				5149	Groceries and related products, n.e.c. -----	5.7	4.9
506	Electrical goods -----	1.8	11.1	515	Farm-product raw materials -----	.9	8.8
5063	Electrical apparatus and equipment, wiring supplies, and construction materials -----	2.5	5.0	5153	Grain and field beans -----	2.0	2.8
5064	Electrical appliances, television and radio sets -----	4.2	1.0	5154	Livestock -----	.5	11.3
5065	Electronic parts and equipment, n.e.c. -----	.9	19.7	5159	Farm-product raw materials, n.e.c. -----	2.5	—
				516	Chemicals and allied products -----	5.1	6.9
507	Hardware, and plumbing and heating equipment and supplies -----	3.5	5.7	5162	Plastics materials and basic forms and shapes -----	17.1	8.9
5072	Hardware -----	6.2	1.4	5169	Chemicals and allied products, n.e.c. -----	3.0	6.5
5074	Plumbing and heating equipment and supplies (hydronics) -----	3.4	9.0	517	Petroleum and petroleum products -----	5.4	5.4
5075	Warm air heating and air-conditioning equipment and supplies -----	2.4	.9	5171	Petroleum bulk stations and terminals -----	3.8	5.9
5078	Refrigeration equipment and supplies -----	3.2	9.9	5172	Petroleum and petroleum products wholesalers, except bulk stations and terminals -----	16.0	1.6
				518	Beer, wine, and distilled alcoholic beverages -----	.3	16.9
508	Machinery, equipment, and supplies -----	3.4	7.9	5181	Beer and ale -----	—	26.1
5082	Construction and mining (except petroleum) machinery and equipment -----	.3	10.5	5182	Wine and distilled alcoholic beverages -----	.9	—
5083	Farm and garden machinery and equipment -----	1.3	.9	519	Miscellaneous nondurable goods -----	8.5	4.1
5084	Industrial machinery and equipment -----	3.9	10.8	5191	Farm supplies -----	6.7	4.3
5085	Industrial supplies -----	7.7	4.1	5192	Books, periodicals, and newspapers -----	6.1	1.8
5087	Service establishment equipment and supplies -----	3.6	1.3	5193	Flowers, nursery stock, and florists' supplies -----	3.0	5.1
5088	Transportation equipment and supplies, except motor vehicles -----	14.0	—	5194	Tobacco and tobacco products -----	7.3	—
				5198	Paints, varnishes, and supplies -----	—	—
				5199	Nondurable goods, n.e.c. -----	25.3	12.6

¹Includes sales information obtained from administrative records of other Federal agencies.

²Includes sales information which was imputed based on historic company ratios or administrative records, or on industry averages.

Appendix F. Geographic Notes

NEW MEXICO

Corrales is in Bernalillo and Sandoval Counties.

Espanola is in Rio Arriba and Sante Fe Counties.

Appendix G.

Establishments in Business Any Time During Year and Establishments in Business at End of Year for the State: 1992 and 1987

[For meaning of abbreviations and symbols, see introductory text. For explanation of terms and comparability of 1987 and 1992 censuses, see appendix A]

SIC code	Kind of business	Establishments in business —			
		Any time during year		At end of year	
		1992	1987	1992	1987
	Wholesale trade	2 515	2 398	2 343	2 237
50	Durable goods	1 615	1 550	1 508	1 451
501	Motor vehicles and automotive parts and supplies	245	243	222	230
5012	Automobiles and other motor vehicles	37	37	32	33
5013	Motor vehicle supplies and new parts	138	143	128	136
5014	Tires and tubes	22	21	21	21
5015	Motor vehicle parts, used	48	42	41	40
502	Furniture and homefurnishings	64	51	61	48
5021	Furniture	25	22	24	21
5023	Homefurnishings	39	29	37	27
503	Lumber and other construction materials	122	115	110	105
5031	Lumber, plywood, millwork, and wood panels	39	46	35	43
5032	Brick, stone, and related construction materials	31	29	29	27
5033	Roofing, siding, and insulation materials	19	11	16	10
5039	Construction materials, n.e.c.	33	29	30	25
504	Professional and commercial equipment and supplies	255	247	236	237
5043	Photographic equipment and supplies	3	6	2	5
5044	Office equipment	69	66	62	64
5045	Computers and computer peripheral equipment and software	96	85	92	83
5046	Commercial equipment, n.e.c.	24	18	22	15
5047	Medical, dental, and hospital equipment and supplies	39	34	36	33
5048	Ophthalmic goods	6	12	6	12
5049	Professional equipment and supplies, n.e.c.	18	26	16	25
505	Metals and minerals, except petroleum	39	36	38	35
5051	Metals service centers and offices	37	35	36	34
5052	Coal and other minerals and ores	2	1	2	1
506	Electrical goods	201	181	195	171
5063	Electrical apparatus and equipment, wiring supplies, and construction materials	101	81	98	80
5064	Electrical appliances, television and radio sets	13	8	13	7
5065	Electronic parts and equipment, n.e.c.	87	92	84	84
507	Hardware, and plumbing and heating equipment and supplies	114	110	105	100
5072	Hardware	25	22	23	20
5074	Plumbing and heating equipment and supplies (hydronics)	61	59	56	54
5075	Warm air heating and air-conditioning equipment and supplies	21	27	21	24
5078	Refrigeration equipment and supplies	7	2	5	2
508	Machinery, equipment, and supplies	389	408	367	379
5082	Construction and mining (except petroleum) machinery and equipment	37	40	36	38
5083	Farm and garden machinery and equipment	40	57	38	51
5084	Industrial machinery and equipment	189	185	177	172
5085	Industrial supplies	64	60	60	56
5087	Service establishment equipment and supplies	50	61	47	57
5088	Transportation equipment and supplies, except motor vehicles	9	5	9	5
509	Miscellaneous durable goods	186	159	174	146
5091	Sporting and recreational goods and supplies	10	8	10	6
5092	Toys and hobby goods and supplies	12	4	11	3
5093	Scrap and waste materials	34	39	30	36
5094	Jewelry, watches, precious stones, and precious metals	103	85	100	81
5099	Durable goods, n.e.c.	27	23	23	20
51	Nondurable goods	900	848	835	786
511	Paper and paper products	89	73	86	69
5111	Printing and writing paper	10	6	10	6
5112	Stationery and office supplies	63	56	60	53
5113	Industrial and personal service paper	16	11	16	10
512	Drugs, drug proprietaries, and druggists sundries	23	23	18	20
5122	Drugs, drug proprietaries, and druggists sundries	23	23	18	20
513	Apparel, piece goods, and notions	36	18	33	16
5131	Piece goods, notions, and other dry goods	11	5	10	5
5136	Men's and boys' clothing and furnishings	13	2	13	2
5137	Women's, children's, and infants' clothing and accessories	12	10	10	9
5139	Footwear	—	1	—	—

SIC code	Kind of business	Establishments in business —			
		Any time during year		At end of year	
		1992	1987	1992	1987
51	Nondurable goods — Con.				
514	Groceries and related products	226	209	209	190
5141	Groceries, general line	31	26	31	23
5142	Packaged frozen foods	15	13	13	12
5143	Dairy products, except dried or canned	24	36	23	35
5144	Poultry and poultry products	3	4	3	4
5145	Confectionery	21	25	19	22
5146	Fish and seafoods	7	5	7	5
5147	Meats and meat products	12	18	9	17
5148	Fresh fruits and vegetables	21	15	20	14
5149	Groceries and related products, n.e.c.	92	67	84	58
515	Farm-product raw materials	39	36	36	33
5153	Grain and field beans	12	12	12	11
5154	Livestock	16	15	14	14
5159	Farm-product raw materials, n.e.c.	11	9	10	8
516	Chemicals and allied products	82	70	76	68
5162	Plastics materials and basic forms and shapes	13	7	13	7
5169	Chemicals and allied products, n.e.c.	69	63	63	61
517	Petroleum and petroleum products	164	164	156	153
5171	Petroleum bulk stations and terminals	127	132	122	124
5172	Petroleum and petroleum products wholesalers, except bulk stations and terminals	37	32	34	29
518	Beer, wine, and distilled alcoholic beverages	38	47	34	46
5181	Beer and ale	26	28	23	28
5182	Wine and distilled alcoholic beverages	12	19	11	18
519	Miscellaneous nondurable goods	203	208	187	191
5191	Farm supplies	88	95	81	87
5192	Books, periodicals, and newspapers	16	15	15	14
5193	Flowers, nursery stock, and florists' supplies	12	13	9	12
5194	Tobacco and tobacco products	5	10	5	9
5198	Paints, varnishes and supplies	14	22	14	22
5199	Nondurable goods, n.e.c.	68	53	63	47

Publication Program

1992 CENSUS OF WHOLESALE TRADE

Publications of the 1992 Census of Wholesale Trade, containing data on wholesale trade establishments with payroll in the United States, are described below. Publications order forms for specific reports may be obtained from any Department of Commerce district office or from Data User Services Division, Customer Services, Bureau of the Census, Washington, DC 20233-8300. The first results were issued in press releases. Final detailed statistics are issued in separate paperbound reports and compact disc-read only memory (CD-ROM).

Final Reports

Geographic area series—52 reports (WC92-A-1 to -52)

A separate paperbound report containing data for establishments with payroll is published for each State, the District of Columbia, and the United States. Each report presents general statistics for establishments with payroll, on number of establishments, sales, payroll, employment, operating expenses, and inventories. At the State level, data also are presented separately for the following types of wholesale operations: merchant wholesalers; manufacturers' sales branches and offices; and agents, brokers, and commission merchants. Less type-of-operation detail is shown below the State level. For States, MA's, and counties and places with 200 wholesale establishments or more, statistics are presented by kind of business. Greater kind-of-business detail is shown for larger areas. In addition, data are shown for all places with 2,500 inhabitants or more and all counties (with no kind-of-business detail). For each State, the District of Columbia, and the United States, 1992 data are provided on sales and employees per establishment, sales and payroll per employee, payroll as a percent of operating expenses, and operating expenses and end-of-year inventories as percentages of sales. Comparative statistics showing percent changes in sales and payroll between 1987 and 1992 also are shown by kind of business.

Subject series—4 reports (WC92-S-1 to -4)

The *Establishment and Firm Size* report (WC92-S-1) presents data for establishments with payroll, based on size of establishment, size of company or firm, and legal form of organization. Establishment statistics are presented by sales size and by employment size; statistics for firms by sales size (including concentration by largest firms), by employment size, and by number of establishments operated (single units and multiunits). Statistics are presented by kind of business on the number of establishments, sales, payroll, and employment for the United States.

The *Measures of Value Produced, Capital Expenditures, Depreciable Assets, and Operating Expenses* report (WC92-S-2) presents data on measures of value produced, capital expenditures, depreciable assets, and operating expenses for firms with payroll

for the United States by major kinds of business. Measures of value produced include gross margin, value added, and net income produced at market prices and factor costs. Operating expenses include annual payroll, supplemental labor costs, purchased services, etc. Sales, purchases, and beginning and ending inventories data also are provided.

The *Commodity Line Sales* report (WC92-S-3) presents data on major categories of commodities sold by wholesale kinds of business for the United States. Data for 15 selected MA's and 15 selected States will be available on electronic media only. Tables present data for each kind of business and show, for each commodity line, the number of establishments handling the line and their sales of the line; the percentage of total sales of the kind of business accounted for by each of the lines carried; and, for establishments actually handling a specific line, the percentage of total sales represented by sales of that line. Summary statistics also are provided for the broad commodity line categories, including counts of establishments and the amount and percentage of the line sold by various kinds of wholesale businesses.

The *Miscellaneous Subjects* report (WC92-S-4) contains data by kind of business on employment by principal activity; sales by class of customer; inventory valuation methods; commissions and gross selling value of business conducted for others by agents and brokers; gross margins, gross profits, and their components; and on petroleum bulk stations and terminals. Data are presented for the United States as a whole; for petroleum bulk stations and terminals, States, and counties.

Electronic Media

All data included in the printed reports are available on CD-ROM. The CD-ROM's provide the same information found in the final reports as well as additional information not published in the final reports, such as commodity line sales data for States (WC92-S-3). Electronic media products are available for users who wish to summarize, rearrange, or process large amounts of data. These products, with corresponding technical documentation, are sold by Data User Services Division, Customer Services, Bureau of the Census, Washington, DC 20233-8300.

OTHER ECONOMIC CENSUS REPORTS

Data on retail trade, service industries, transportation, communications, utilities, financial, insurance, real estate, construction industries, manufactures, mineral industries, enterprise statistics, minority-owned business enterprises, and women-owned businesses also are available from the 1992 Economic Census. A separate series of reports covers the census of outlying areas: Puerto Rico, Virgin Islands of the United States, Guam, and the Northern Marianas. Separate announcements describing these reports are available free of charge from Data User Services Division, Customer Services, Bureau of the Census, Washington, DC 20233-8300.