


1992

Census of Wholesale Trade

WC92-A-29

GEOGRAPHIC AREA SERIES

Nevada



Acknowledgments

Many persons participated in the various activities of the 1992 Census of Wholesale Trade. The overall planning and review of the census operations were performed by the Economic Census Staff of the Economic Planning and Coordination Division.

This report was prepared in the Services Division. **Bobby E. Russell**, Assistant Chief for Census Programs, was responsible for the overall planning, management, and coordination of the census of wholesale trade. Planning and implementation were under the direction of **John R. Trimble**, Chief, Wholesale Census Branch, with primary staff assistance by **Steven L. Barron**, **John L. Vignali**, **Gary E. Swenson**, **Scott P. Handmaker**, **Daniel C. Collier**, **Barbara A. Collier**, **Cary L. Fletcher**, **Dennis R. Johnson**, and **Karen K. Sigmon**.

Systems and procedures for mailout, receipt, correspondence, data input, industry classification, other clerical processing, administrative record processing, quality control, and the associated electronic computer programs, were developed in the Economic Planning and Coordination Division.

Mailout preparation and receipt operations, clerical and analytical review activities, data keying, and geocoding review were performed by the staff of the Data Preparation Division, **Judith N. Petty**, Chief.

Geographic coding procedures and associated computer programs were developed by the staff of the Geography Division.

The computer processing systems were developed and coordinated in the Economic Statistical Methods and Programming Division, **Charles P. Pautler, Jr.**, Chief. **H. Ray Dennis**, Assistant Chief for Business Programs, was responsible for the design and implementation of the computer systems. The computer programs were prepared under the supervision of **Steven G. McCraith**, Chief, Utilities and Financial Census Branch, and **William C. Wester**, Chief, Business Census Branch, assisted by **Dennis P. Kelly**, **Barbara L. Lambert**, **Josephine S. McLaughlin**, **William D. McClain**, **David Wang**, and **David L. Sipes**.

Computer processing was performed in the Computer Services Division, **Marvin D. Raines**, Chief.

The staff of the Administrative and Publications Services Division, **Walter C. Odom**, Chief, performed planning, design, composition, editorial review, and printing planning and procurement for publications and report forms. **Gladys Rea** provided publication coordination and editing.

Special acknowledgment is also due the many businesses whose cooperation has contributed to the publication of these data.

If you have any questions concerning the statistics in this report, call 301-763-5281.

1992 Census of Wholesale Trade

WC92-A-29

GEOGRAPHIC AREA SERIES

Nevada

+



+



U.S. Department of Commerce
Ronald H. Brown, Secretary
David J. Barram, Deputy Secretary

Economics and Statistics Administration
Everett M. Ehrlich, Under Secretary
for Economic Affairs

BUREAU OF THE CENSUS
Harry A. Scarr, Acting Director



**Economics and Statistics
Administration**

Everett M. Ehrlich, Under Secretary
for Economic Affairs



BUREAU OF THE CENSUS

Harry A. Scarr, Acting Director

Paula J. Schneider, Principal Associate
Director for Programs

Charles A. Waite, Associate Director for
Economic Programs

Thomas L. Mesenbourg, Assistant Director for
Economic Programs

ECONOMIC PLANNING AND COORDINATION DIVISION

Thomas L. Mesenbourg, Acting Chief

SERVICES DIVISION

Thomas L. Mesenbourg, Acting Chief

Introduction to the Economic Census

PURPOSES AND USES OF THE ECONOMIC CENSUS

The economic census is the major source of facts about the structure and functioning of the Nation's economy. It provides essential information for government, business, industry, and the general public.

The economic census furnishes an important part of the framework for such composite measures as the gross domestic product, input/output measures, production and price indexes, and other statistical series that measure short-term changes in economic conditions.

Policymaking agencies of the Federal Government use the data, especially in monitoring economic activity and providing assistance to business.

State and local governments use the data to assess business activities and tax bases within their jurisdictions and to develop programs to attract business.

Trade associations study trends in their own and competing industries and keep their members informed of market changes.

Individual businesses use the data to locate potential markets and to analyze their own production and sales performance relative to industry or area averages.

AUTHORITY AND SCOPE

Title 13 of the United States Code (sections 131, 191, and 224) directs the Census Bureau to take the economic census every 5 years, covering years ending in 2 and 7. The 1992 Economic Census consists of the following eight censuses:

- Census of Retail Trade
- Census of Wholesale Trade
- Census of Service Industries
- Census of Financial, Insurance, and Real Estate Industries
- Census of Transportation, Communications, and Utilities
- Census of Manufactures
- Census of Mineral Industries
- Census of Construction Industries

Special programs also cover enterprise statistics and minority-owned and women-owned businesses. (The 1992 Census of Agriculture and 1992 Census of Governments are conducted separately.) The next economic census is scheduled to be taken in 1998 covering the year 1997.

AVAILABILITY OF THE DATA

The results of the economic census are available in printed reports for sale by the U.S. Government Printing Office and on compact discs for sale by the Census Bureau. Order forms for all types of products are available on request from Customer Services, Bureau of the Census, Washington, DC 20233-8300. A more complete description of publications being issued from this census is on the inside back cover of this document.

Census facts are also widely disseminated by trade associations, business journals, and newspapers. Volumes containing census statistics are available in most major public and college libraries. Finally, State data centers in every State as well as business and industry data centers in many States also supply economic census statistics.

WHAT'S NEW IN 1992

The 1992 Economic Census covers more of the economy than any previous census. New for 1992 are data on communications, utilities, finance, insurance, and real estate, as well as coverage of more transportation industries. The economic, agriculture, and governments censuses now collectively cover nearly 98 percent of all economic activity.

Among other changes, new 1992 definitions affect the boundaries of about a third of all metropolitan areas. Also, the Survey of Women-Owned Businesses has now been expanded to include all corporations.

HISTORICAL INFORMATION

The economic census has been taken as an integrated program at 5-year intervals since 1967 and before that for 1963, 1958, and 1954. Prior to that time, the individual subcomponents of the economic census were taken separately at varying intervals.

The economic census traces its beginnings to the 1810 Decennial Census, when questions on manufacturing were included with those for population. Coverage of economic activities was expanded for 1840 and subsequent censuses to include mining and some commercial activities. In 1902, Congress established a permanent Census Bureau and directed that a census of manufactures be taken every 5 years. The 1905 Manufactures Census was the first time a census was taken apart from the regular every-10-year population census.

The first census of business was taken in 1930, covering 1929. Initially it covered retail and wholesale trade and construction industries, but it was broadened in 1933 to include some of the service trades.

The 1954 Economic Census was the first census to be fully integrated—providing comparable census data across economic sectors, using consistent time periods, concepts, definitions, classifications, and reporting units. It was the first census to be taken by mail, using lists of firms provided by the administrative records of other Federal agencies. Since 1963, administrative records also have been used to provide basic statistics for very small firms, reducing or eliminating the need to send them census questionnaires. The Enterprise Statistics Program, which publishes combined data from the economic census, was made possible with the implementation of the integrated census program in 1954.

The range of industries covered in the economic censuses has continued to expand. The census of construction industries began on a regular basis in 1967, and the scope of service industries was broadened in 1967, 1977, and 1987. The census of transportation began in 1963 as a set of surveys covering travel, transportation of commodities, and trucks, but expanded in 1987 to cover business establishments in several transportation industries. For 1992, these statistics are incorporated into a broadened census of transportation, communications, and utilities. Also new for 1992 is the census of financial, insurance, and real estate industries. This is part of a gradual expansion in coverage of industries previously subjected to government regulation.

The Survey of Minority-Owned Business Enterprises was first conducted as a special project in 1969 and was incorporated into the economic census in 1972 along with the Survey of Women-Owned Businesses.

An economic census has also been taken in Puerto Rico since 1909, in the Virgin Islands of the United States and Guam since 1958, and in the Commonwealth of the Northern Mariana Islands since 1982.

Statistical reports from the 1987 and earlier censuses provide historical figures for the study of long-term time series and are available in some large libraries. All of the census data published since 1967 are still available for sale on microfiche from the Census Bureau.

AVAILABILITY OF MORE FREQUENT ECONOMIC DATA

While the census provides complete enumerations every 5 years, there are many needs for more frequent data as well. The Census Bureau conducts a number of monthly, quarterly, and annual surveys, with the results appearing in publication series such as Current Business Reports (retail and wholesale trade and service industries), the Annual Survey of Manufactures, Current Industrial Reports, and the Quarterly Financial Report. Most of these surveys, while providing more frequent observations, yield less kind-of-business and geographic detail than the census. The County Business Patterns program offers annual statistics on the number of establishments, employment, and payroll classified by industry within each county.

SOURCES FOR MORE INFORMATION

More information about the scope, coverage, classification system, data items, and publications for each of the economic censuses and related surveys is published in the *Guide to the 1992 Economic Census and Related Statistics*. More information on the methodology, procedures, and history of the census will be published in the *History of the 1992 Economic Census*. Contact Customer Services for information on availability.

Census of Wholesale Trade

GENERAL

The 1992 Census of Wholesale Trade, part of the 1992 Economic Census, covered wholesale trade as defined in the *Standard Industrial Classification Manual: 1987*¹ (SIC). It included all establishments with one or more paid employees primarily engaged in selling merchandise to retailers; other wholesalers; or industrial, commercial, institutional, farm, or professional users. Companies selling products to which they have title, as well as those acting as agents or brokers in buying or selling merchandise to others, are included. The census excluded governmental organizations classified in the covered industries except for wholesale liquor establishments operated by State and local governments.

The basic tabulations in this report do not include data for establishments which are "auxiliary" (primary function is providing a service, such as warehouses) to other establishments within the same organization. Data for auxiliaries are presented in a subsequent report issued as part of the 1992 Enterprise Statistics reports.

Wholesale firms without employees are excluded from the census. In the census of retail trade, the sales of firms with no paid employees are derived from administrative records of other Federal agencies rather than from a direct canvass. These sources proved impractical for wholesale firms without paid employees. In the census of wholesale trade, the sales value is the gross volume of business conducted. Firms which operated wholly or partly on a commission basis must provide both the gross volume of business conducted and commission receipts on census forms. Agents and brokers do not report to other Federal agencies the gross selling value of goods. Moreover, administrative records make no distinction between commission receipts and sales of products by wholesalers.

Appendix A gives a more detailed explanation of census coverage and methodology.

CENSUS DISCLOSURE RULES

In accordance with Federal law governing census reports, no data are published that would disclose the operations of an individual establishment or business. However, the number of establishments in a kind-of-business

classification is not considered a disclosure, therefore, this information may be released even though other information is withheld.

GEOGRAPHIC AREAS COVERED

This report series presents data for the following areas:

1. The United States as a whole.
2. Each State and the District of Columbia
3. Each consolidated metropolitan statistical area (CMSA) and primary metropolitan statistical area (PMSA) defined by the Office of Management and Budget (OMB) as of June 30, 1993. A CMSA is an area used to facilitate the presentation and analysis of data for large concentrations of metropolitan populations. It includes two or more contiguous PMSA's which have a population of at least 1,000,000² and which meet specific criteria of urban character and of social and economic integration.
4. Each metropolitan statistical area (MSA) defined by the OMB as of June 30, 1993. An MSA is an integrated economic and social unit with a population nucleus of at least 50,000 inhabitants.² Each MSA consists of one or more counties meeting standards of metropolitan character; in New England, cities and towns rather than counties are the component geographic units.
5. The area within the State outside metropolitan areas (MA's).
6. Each county or county equivalent.³ Counties are the primary divisions of States, except in Louisiana where they are called parishes and in Alaska where they are called boroughs and census areas. Maryland, Missouri, Nevada, and Virginia have one place or more that is independent of any county organization and constitutes primary divisions of their States. These places are treated as counties and as places.
7. Each consolidated city.³ Consolidated cities are consolidated governments which consists of separately incorporated municipalities.
8. Each municipality of 2,500 inhabitants or more incorporated as a city, borough, village, or town.^{2 3}

¹*Standard Industrial Classification Manual: 1987*. For sale by Superintendent of Documents, U.S. Government Printing Office, Washington, DC 20402. Stock No. 041-001-00314-2.

²According to 1990 Census of Population or subsequent special census.

³Those defined as of January 1, 1992.

For the economic census, boroughs and census areas in Alaska, and boroughs in New York, are not included in this category.

9. Special economic urban areas (SEUA's), which include townships in Michigan, New Jersey, and Pennsylvania and towns in New York, Wisconsin, and the six New England States with 10,000 inhabitants or more.⁴

DOLLAR VALUES

All dollar values presented in this report are expressed in current dollars, i.e., 1992 data are expressed in 1992 dollars and 1987 data in 1987 dollars. Consequently, when making comparisons to prior years, users of the data should consider the inflation that has occurred

RELIABILITY OF DATA

All data compiled in this report originated from either census questionnaires or administrative records of other Federal agencies and, therefore, are not subject to sampling errors. However, the data are subject to nonsampling errors. Nonsampling errors can be attributed to many sources: inability to identify all cases in the actual universe; definition and classification difficulties; differences in the interpretation of questions; errors in recording or coding the data obtained; and other errors of collection, response, coverage, and estimation for missing or misreported data.

The accuracy of these tabulated data is determined by the joint effects of the various nonsampling errors. No direct measurement of these effects has been obtained except for estimation for missing or misreported data; however, precautionary steps were taken in all phases of the collection, processing, and tabulation of the data in an effort to minimize the effects of nonsampling errors.

The Census Bureau obtains on computer tape limited information extracted from administrative records of other Federal agencies. This information is used in conjunction with other information available to the Census Bureau to develop estimates for nonemployers, small employers, and other establishments for which responses were not received in time for publication. For an indication of the extent that data included in these reports were obtained from the administrative records of other Federal agencies and from estimation, rather than reports directly from respondents, see appendix E. Also, see appendix A for a more detailed explanation of census coverage and methodology.

SPECIAL TABULATIONS

Special tabulations of data collected in the 1992 Census of Wholesale Trade may be obtained, depending on availability of time and personnel, on diskette, computer tape,

⁴According to 1990 Census of Population or subsequent special census.

or in tabular form. The data will be in summary form and subject to the same rules prohibiting disclosure of confidential information (including name, address, kind of business, or other data for individual business establishments or companies) as are the regular publications.

Special tabulations are prepared on a cost basis. A request for a cost estimate, as well as exact specifications on the type and format of the data to be provided, should be directed to the Chief, Services Division, Bureau of the Census, Washington, DC 20233.

To discuss a special tabulation before submitting specifications, call 1-800-541-8345.

ABBREVIATIONS AND SYMBOLS

The following abbreviations and symbols are used in this publication:

–	Represents zero.
(D)	Withheld to avoid disclosing data for individual companies; data are included in broader kind-of-business totals.
(IC)	Independent city.
(NA)	Not available.
(NC)	Not comparable.
(X)	Not applicable.
CMSA	Consolidated metropolitan statistical area.
MA	Metropolitan area.
MSA	Metropolitan statistical area.
n.e.c.	Not elsewhere classified.
PMSA	Primary metropolitan statistical area.
pt.	Part.
r	Revised.
SEUA	Standard economic urban area.
SIC	Standard Industrial Classification.

The following symbols are used in this publication to show employment size ranges for employment data that has been withheld to avoid disclosing data for individual companies (employment size range codes are provided for the first time in the 1992 Economic Census):

Symbol	Employment size
AA	0—19
BB	20—99
CC	100—249
EE	250—499
FF	500—999
GG	1,000—2,499
HH	2,500—4,999
II	5,000—9,999
JJ	10,000—24,999
KK	25,000—49,999
LL	50,000—99,999
MM	100,000 or more

Users' Guide for Locating Statistics in This Report by Table Number

Information shown in tables	Table									
	1	2	3	4	5	6	7	8	9	10
GEOGRAPHIC AREAS										
The State	X	X	X						X	X
Metropolitan Areas (MA's) in the State.....							X			
Area of the State not in any MA								X		
Counties in the State				X						X
Places in the State				² X	¹ X	¹ X			² X	
DATA ITEMS³										
Establishments.....	X		X	⁴ X	⁴ X	⁴ X	⁴ X	⁴ X		
Sales	X		X	⁴ X	⁴ X	⁴ X	⁴ X	⁴ X	X	X
Annual payroll	X		X	⁴ X	⁴ X	⁴ X	⁴ X	⁴ X		
First-quarter payroll.....	X									
Paid employees for pay period including March 12, 1992	X		X	⁵ X	⁵ X	⁵ X	⁵ X	⁵ X		
Inventories	X									
Operating expenses	X									
Sales per establishment.....		X								
Sales per employee		X								
Annual payroll per employee.....		X								
Annual payroll as a percent of operating expenses.....		X								
Employees per establishment.....		X								
Operating expenses as a percent of sales		X								
End-of-year inventories as a percent of sales....		X								
1987 to 1992 comparative statistics (sales, payroll, etc.).....			X							
Counties ranked by volume of sales										X
Places ranked by volume of sales.....									² X	

¹Includes areas with 200 wholesale establishments or more.

²Includes places with 2,500 inhabitants or more, according to the 1990 Census of Population.

³See Explanation of Terms, appendix A.

⁴Manufacturers' sales branches and offices, and agents, brokers, and commission merchants are combined and displayed as "other types of operation."

⁵Presented for total and merchant wholesalers only.

Users' Guide for Locating Statistics in the 1992 Census of Wholesale Trade Reports

Report and geographic area	Information shown in reports by kind of business or industry category										
	Number of establishments	Sales (\$1,000)	Payroll (\$1,000)	Number of employees	Inventories (\$1,000)	Operating expenses (\$1,000)	Commodity line sales (\$1,000)	Sales size and employment size ¹	Legal form of organization	Petroleum bulk stations and terminals	Selected topics
GEOGRAPHIC AREA SERIES											
United States	X	X	X	X	X	X	X				
State	X	X	X	X	X	X	X				
MA	X	X	X	X	X						
County	X	X	X	X	X						
Place	X	X	X	X	X						
ESTABLISHMENT AND FIRM SIZE (INCLUDING LEGAL FORM OF ORGANIZATION)											
United States	X	X	² X	² X	² X	² X		X	X		
MEASURES OF VALUE PRODUCED, CAPITAL EXPENDITURES, DEPRECIABLE ASSETS, AND OPERATING EXPENSES											
United States ²		X	X		X	X			X		³ X
COMMODITY LINE SALES											
United States	X	X					X				
State ⁴	X	X					X				
MA ⁴	X	X					X				
MISCELLANEOUS SUBJECTS											
United States	X	X	X	X	X	X				X	⁵ X
State					X	X				X	
County					X	X				X	

¹Establishments and firms.

²Merchant wholesalers only.

³Value produced, capital expenditures, depreciable assets, and selected operating expenses detail.

⁴Available on CD ROM only.

⁵Class of customer; employment by principal activity; detailed type of operation; inventory detail; commissions of agents and brokers; and gross margins, gross profits, and their components of merchant wholesalers.

Contents

Nevada

[Page numbers listed here omit the prefix that appears as part of the number of each page]

	Page
Introduction to the Economic Census	III
Census of Wholesale Trade	V
Users' Guide for Locating Statistics in This Report by Table Number	VII
Users' Guide for Locating Statistics in the 1992 Census of Wholesale Trade Reports ...	VIII
Summary of Findings	2

FIGURES

1. Percent of Wholesale Sales by Type of Operation: 1992 and 1987	3
2. Wholesale Sales by Industry Group: 1992 and 1987	4
3. Wholesale Employment by Industry Group: 1992 and 1987	5
Maps	6

TABLES

1. Summary Statistics for the State: 1992	7
2. Selected Ratios for the State: 1992	11
3. Comparative Statistics for the State: 1992 and 1987	14
4. Summary Statistics for Counties and for Places With 2,500 Inhabitants or More: 1992	17
5. Summary Statistics for Places With 200 Establishments or More: 1992	18
6. Summary Statistics for Counties With 200 Establishments or More: 1992	19
7. Summary Statistics for Metropolitan Areas: 1992	21
8. Summary Statistics for the Area Outside Metropolitan Areas: 1992	24
9. Places With 2,500 Inhabitants or More Ranked by Volume of Sales: 1992	24
10. Counties Ranked by Volume of Sales: 1992	25

APPENDIXES

A. General Explanation	A-1
B. Sample Report Form and Instructions	B-1
C. Kind-of-Business Titles and Reporting-Form Numbers	C-1
D. Metropolitan Areas	D-1
E. Percent of Sales Data Based on Administrative Records and Estimation for the State: 1992	E-1
F. Geographic Notes	F-1
G. Establishments in Business Any Time During Year and Establishments in Business at End of Year for the State: 1992 and 1987	G-1

Publication Program

Inside back cover

Summary of Findings

Nevada had 2,075 wholesale establishments in 1992 with \$7.8 billion in sales. This represents a 30.6 percent increase in wholesale establishments and a 41.9 percent increase in sales over 1987 according to the 1992 Census of Wholesale Trade conducted by the Bureau of the Census, U.S. Department of Commerce.

Merchant wholesalers accounted for 88.8 percent or 1,843 of the total establishments and 66.6 percent or \$5.2 billion of the total sales in 1992 compared with 88.2 percent of the establishments and 68.9 percent of the sales in 1987. Manufacturers' sales branches and offices with 161 establishments and \$2.3 billion in sales and agents, brokers, and commission merchants with 71 establishments and \$341.4 million in sales made up the rest of the wholesale trade total in 1992.

Petroleum bulk stations and terminals were the largest group of wholesalers by kind of business in terms of sales with \$795.5 million followed by motor vehicle supplies and new parts wholesalers with \$371.5 million and construction and mining (ex. petroleum) machinery and equipment wholesalers with \$319.1 million. Out of 69 kind of business groups, these three accounted for 19.0 percent of the total sales in the State.

Annual payroll for all wholesalers in the State was up from \$379.1 million in 1987 to \$606.5 million in 1992. Merchant wholesalers had annual payroll of \$514.6 million in 1992 while manufacturers' sales branches and offices

recorded \$81.7 million and agents, brokers, and commission merchants had \$10.3 million.

Employment by all wholesalers in Nevada as of mid-March 1992 was 21,833, an increase of 23.9 percent since 1987. Merchant wholesalers with 18,946 employees accounted for 86.8 percent of the total wholesale employment in 1992 compared with 87.1 percent in 1987.

Inventories of \$754.5 million were held at wholesale establishments in the State at the end of 1992. Merchant wholesalers held 82.7 percent of these inventories while manufacturers' sales branches and sales offices held 17.1 percent and agent, brokers, and commission merchants held .3 percent. Inventories of all wholesalers increased during 1992 by 2.6 percent while those of merchant wholesalers increased .8 percent.

Payroll per employee in the State averaged \$27.8 thousand for all wholesalers in 1992, an increase of 29.2 percent since 1987. Merchant wholesalers averaged \$27.2 thousand per employee while manufacturers' sales branches and offices was \$31.6 thousand and agents, brokers, and commission merchants were \$33.6 thousand in 1992.

Annual payroll as a percent of operating expenses for all wholesalers increased from 48.5 percent in 1987 to 49.0 percent in 1992. The ratio for merchant wholesalers was 50.1 percent; for manufacturers' sales branches and offices it was 42.8 percent; and for agents, brokers and commission merchants it was 50.5 percent.

Figure 1. **Percent of Wholesale Sales by Type of Operation: 1992 and 1987**
(Percents may not add to 100 because of rounding. For meaning of abbreviations and symbols, see introductory text)

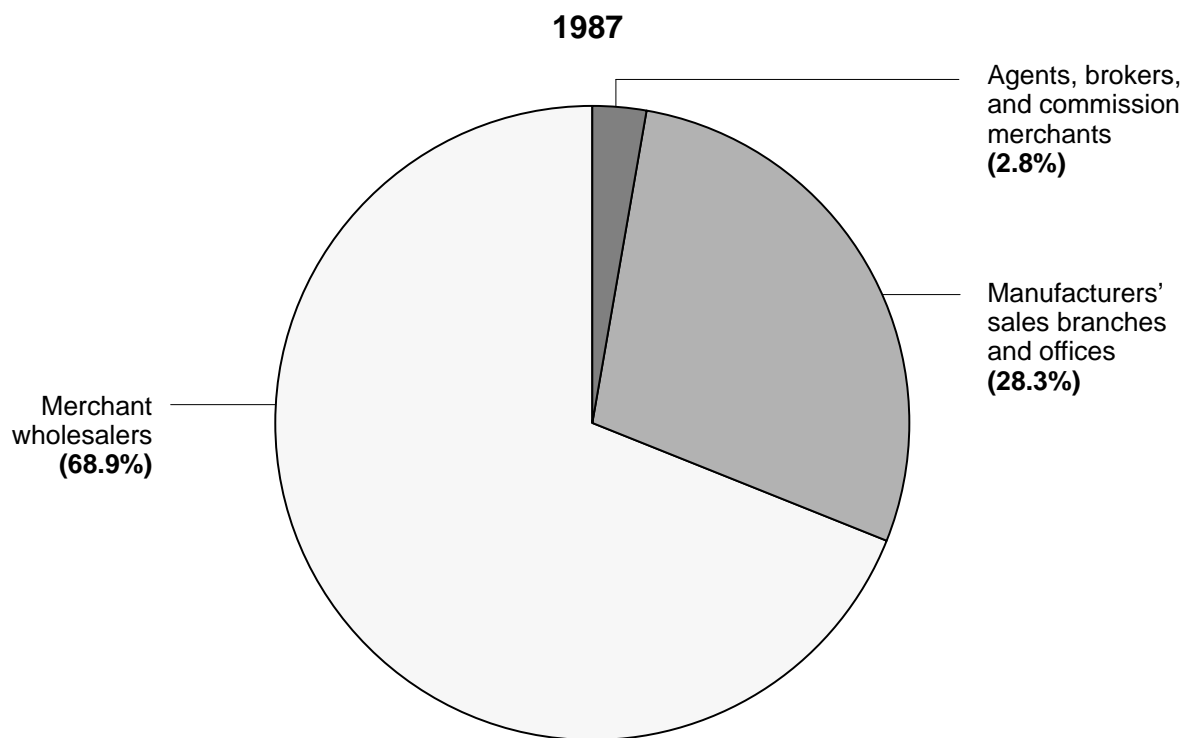
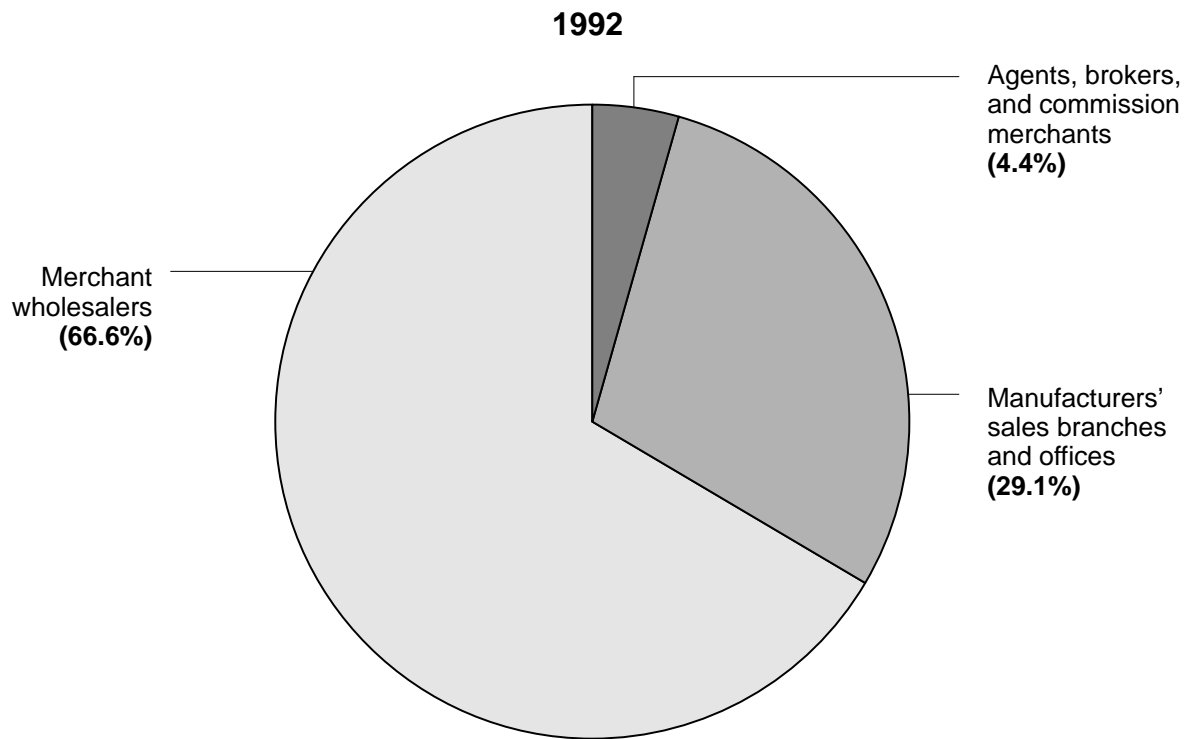




Figure 2. **Wholesale Sales by Industry Group: 1992 and 1987**
 (Millions of dollars. For meaning of abbreviations and symbols, see introductory text)

1992 
 1987 

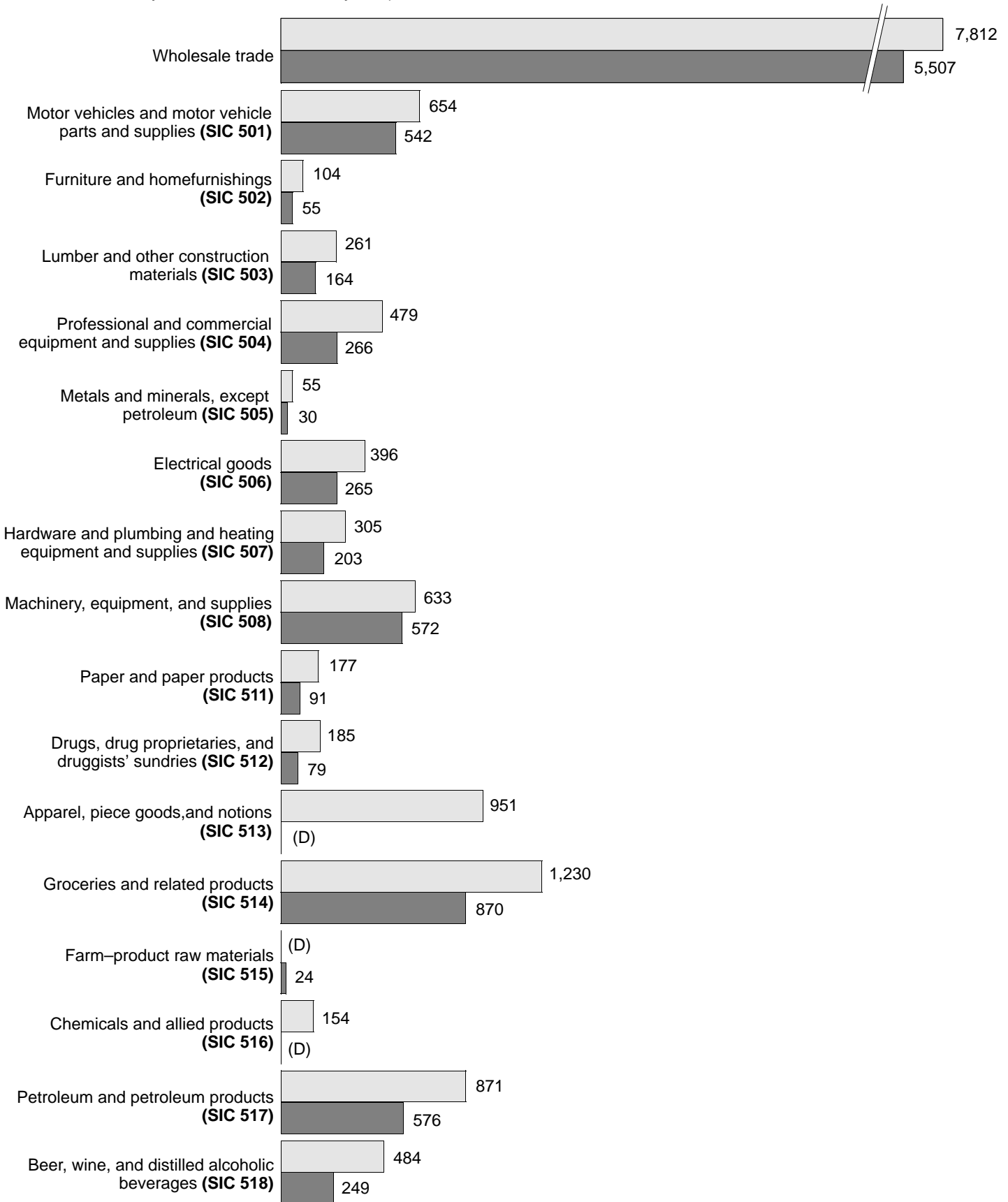



Figure 3. **Wholesale Employment by Industry Group: 1992 and 1987**
 (Number. For meaning of abbreviations and symbols, see introductory text)

1992 
 1987 

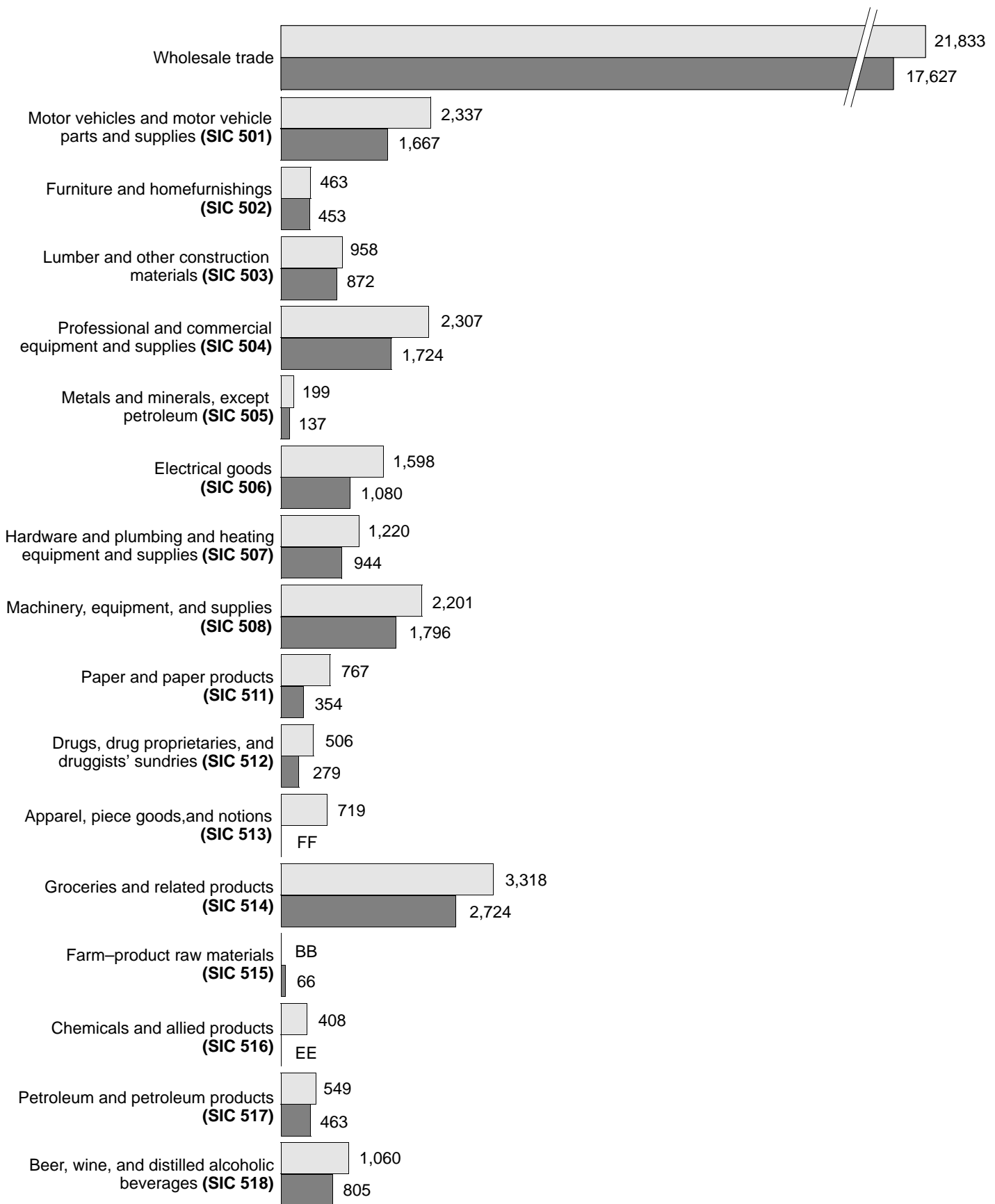




Table 1. Summary Statistics for the State: 1992

[For meaning of abbreviations and symbols, see introductory text. For explanation of terms and comparability of 1987 and 1992 censuses, see appendix A]

SIC code	Type of operation and kind of business	Estab-lish-ments (number)	Sales (\$1,000)	Annual payroll (\$1,000)	First-quarter payroll (\$1,000)	Paid employees for pay period including March 12 (number)	Operating expenses (\$1,000)	End-of-1991 inventories (\$1,000)	End-of-1992 inventories (\$1,000)
	Wholesale trade -----	2 075	7 811 988	606 531	142 393	21 833	1 238 447	735 580	754 548
	TYPES OF OPERATION								
	Merchant wholesalers -----	1 843	5 199 731	514 589	120 460	18 946	1 027 454	619 004	623 729
	Wholesale distributors and jobbers -----	1 777	4 945 040	493 905	115 349	18 258	975 551	577 645	586 694
	Importers -----	39	164 570	13 930	3 624	478	36 948	38 297	34 323
	Exporters -----	18	(D)	(D)	(D)	BB	(D)	(D)	(D)
	Terminal grain elevators -----	-	-	-	-	-	-	-	-
	Country grain elevators -----	2	(D)	(D)	(D)	AA	(D)	(D)	(D)
	Assemblers of farm products, except country grain elevators -----	7	12 571	1 905	424	127	4 367	908	299
	Manufacturers' sales branches and sales offices -----	161	2 270 899	81 687	20 019	2 582	190 681	115 102	128 785
	Sales branches (with stock) -----	119	2 118 020	71 579	17 470	2 264	168 650	115 102	128 785
	Sales offices (without stock) -----	42	152 879	10 108	2 549	318	22 031	-	-
	Agents, brokers, and commission merchants ----	71	341 358	10 255	1 914	305	20 312	1 474	2 034
	Auction companies -----	2	(D)	(D)	(D)	BB	(D)	(D)	(D)
	Brokers -----	9	26 833	1 207	270	30	2 001	24	25
	Commission merchants -----	18	93 621	2 468	387	71	4 455	705	1 121
	Import agents -----	3	(D)	(D)	(D)	AA	(D)	(D)	(D)
	Export agents -----	1	(D)	(D)	(D)	AA	(D)	(D)	(D)
	Manufacturers' agents -----	38	152 550	5 395	871	134	11 219	711	854
	TYPES OF OPERATION BY KIND OF BUSINESS								
	Wholesale trade -----	2 075	7 811 988	606 531	142 393	21 833	1 238 447	735 580	754 548
50	Durable goods -----	1 342	3 223 670	356 970	84 216	12 596	702 381	465 833	469 551
501	Motor vehicles and motor vehicle parts and supplies -----	213	653 804	57 612	14 705	2 337	125 708	86 774	83 629
5012	Automobiles and other motor vehicles -----	27	182 235	11 810	3 029	412	29 436	30 621	28 220
5013	Motor vehicle supplies and new parts -----	122	371 534	34 891	8 947	1 418	70 899	47 243	43 496
5014	Tires and tubes -----	28	80 773	6 399	1 630	250	16 523	6 616	9 342
5015	Motor vehicle parts, used -----	36	19 262	4 512	1 099	257	8 850	2 294	2 571
502	Furniture and homefurnishings -----	58	103 744	15 098	2 589	463	30 080	13 285	15 219
5021	Furniture -----	20	20 507	2 634	683	116	5 672	2 517	2 274
5023	Homefurnishings -----	38	83 237	12 464	1 906	347	24 408	10 768	12 945
503	Lumber and other construction materials -----	125	260 680	26 384	6 411	958	56 350	22 897	25 947
5031	Lumber, plywood, millwork, and wood panels -----	52	122 104	11 938	2 929	439	23 584	10 625	12 546
5032	Brick, stone, and related construction materials -----	35	52 559	5 662	1 326	191	14 082	4 581	5 402
5033	Roofing, siding, and insulation materials -----	11	(D)	(D)	(D)	CC	(D)	(D)	(D)
5039	Construction materials, n.e.c. -----	27	(D)	(D)	(D)	CC	(D)	(D)	(D)
504	Professional and commercial equipment and supplies ----	228	479 068	68 932	16 661	2 307	128 392	37 917	45 543
5043	Photographic equipment and supplies -----	6	(D)	(D)	(D)	BB	(D)	(D)	(D)
5044	Office equipment -----	49	79 779	17 174	4 301	718	28 793	7 704	8 038
5045	Computers and computer peripheral equipment and software -----	75	160 450	26 531	6 407	717	51 550	10 143	12 068
5046	Commercial equipment, n.e.c. -----	43	78 698	11 752	2 618	435	21 725	8 663	9 734
5047	Medical, dental, and hospital equipment and supplies ---	32	(D)	(D)	(D)	CC	(D)	(D)	(D)
5048	Ophthalmic goods -----	12	(D)	(D)	(D)	BB	(D)	(D)	(D)
5049	Professional equipment and supplies, n.e.c. -----	11	(D)	(D)	(D)	CC	(D)	(D)	(D)
505	Metals and minerals, except petroleum -----	22	55 228	6 870	1 606	199	12 511	7 207	8 453
5051	Metals service centers and offices -----	20	(D)	(D)	(D)	CC	(D)	(D)	(D)
5052	Coal and other minerals and ores -----	2	(D)	(D)	(D)	AA	(D)	(D)	(D)
506	Electrical goods -----	166	395 688	46 306	10 432	1 598	83 251	39 057	37 548
5063	Electrical apparatus and equipment, wiring supplies, and construction materials -----	96	260 352	25 911	6 184	1 042	47 748	27 386	28 975
5064	Electrical appliances, television and radio sets -----	14	(D)	(D)	(D)	BB	(D)	(D)	(D)
5065	Electronic parts and equipment, n.e.c. -----	56	(D)	(D)	(D)	EE	(D)	(D)	(D)
507	Hardware, and plumbing and heating equipment and supplies -----	118	304 870	31 767	7 755	1 220	62 141	53 290	46 689
5072	Hardware -----	31	(D)	(D)	(D)	EE	(D)	(D)	(D)
5074	Plumbing and heating equipment and supplies (hydronics) -----	49	159 374	14 794	3 566	556	31 568	29 932	25 712
5075	Warm air heating and air-conditioning equipment and supplies -----	30	75 386	7 709	2 209	318	14 598	14 373	10 626
5078	Refrigeration equipment and supplies -----	8	(D)	(D)	(D)	BB	(D)	(D)	(D)
508	Machinery, equipment, and supplies -----	275	633 155	66 895	16 254	2 201	126 102	159 391	151 792
5082	Construction and mining (except petroleum) machinery and equipment -----	54	319 085	31 069	7 540	930	54 942	120 761	114 002
5083	Farm and garden machinery and equipment -----	22	32 627	4 028	975	160	7 594	10 860	10 823
5084	Industrial machinery and equipment -----	61	67 097	7 814	1 977	262	16 283	5 336	4 652
5085	Industrial supplies -----	61	134 677	12 021	2 828	393	24 748	13 349	13 479
5087	Service establishment equipment and supplies -----	64	67 509	10 370	2 617	419	18 943	7 799	7 075
5088	Transportation equipment and supplies, except motor vehicles -----	13	12 160	1 593	317	37	3 592	1 286	1 761
509	Miscellaneous durable goods -----	137	337 433	37 106	7 803	1 313	77 846	46 015	54 731
5091	Sporting and recreational goods and supplies -----	36	116 603	9 080	1 484	282	22 418	16 287	21 407
5092	Toys and hobby goods and supplies -----	16	49 156	4 768	1 127	225	12 965	3 237	4 191
5093	Scrap and waste materials -----	24	19 298	3 780	746	209	8 898	1 102	1 229
5094	Jewelry, watches, precious stones, and precious metals -	20	32 255	3 733	872	119	6 347	9 530	6 466
5099	Durable goods, n.e.c. -----	41	120 121	15 745	3 574	478	27 218	15 859	21 438

WHOLESALE TRADE—GEOGRAPHIC AREA SERIES

NEVADA NV-7

Table 1. Summary Statistics for the State: 1992 —Con.

[For meaning of abbreviations and symbols, see introductory text. For explanation of terms and comparability of 1987 and 1992 censuses, see appendix A]

SIC code	Type of operation and kind of business	Estab-lish-ments (number)	Sales (\$1,000)	Annual payroll (\$1,000)	First-quarter payroll (\$1,000)	Paid employees for pay period including March 12 (number)	Operating expenses (\$1,000)	End-of-1991 inventories (\$1,000)	End-of-1992 inventories (\$1,000)
TYPES OF OPERATION BY KIND OF BUSINESS — Con.									
Wholesale trade — Con.									
51	Nondurable goods	733	4 588 318	249 561	58 177	9 237	536 066	269 747	284 997
511	Paper and paper products	87	177 144	16 375	4 138	767	35 797	12 317	9 819
5111	Printing and writing paper	10	(D)	(D)	(D)	BB	(D)	(D)	(D)
5112	Stationery and office supplies	62	91 818	10 981	2 644	546	21 802	5 209	5 355
5113	Industrial and personal service paper	15	(D)	(D)	(D)	CC	(D)	(D)	(D)
512	Drugs, drug proprietaries, and druggists' sundries	54	184 727	15 680	3 631	506	26 658	20 977	19 739
5122	Drugs, drug proprietaries, and druggists' sundries	54	184 727	15 680	3 631	506	26 658	20 977	19 739
513	Apparel, piece goods, and notions	44	951 135	17 921	4 123	719	42 547	62 066	81 400
5131	Piece goods, notions, and other dry goods	8	(D)	(D)	(D)	BB	(D)	(D)	(D)
5136	Men's and boys' clothing and furnishings	16	(D)	(D)	(D)	FF	(D)	(D)	(D)
5137	Women's, children's, and infants' clothing and accessories	16	(D)	(D)	(D)	CC	(D)	(D)	(D)
5139	Footwear	4	(D)	(D)	(D)	AA	(D)	(D)	(D)
514	Groceries and related products	199	1 229 867	89 134	20 170	3 318	182 974	51 112	49 214
5141	Groceries, general line	30	310 325	17 653	4 177	685	35 441	18 446	18 947
5142	Packaged frozen foods	9	(D)	(D)	(D)	CC	(D)	(D)	(D)
5143	Dairy products, except dried or canned	14	40 900	3 564	712	130	7 231	759	699
5144	Poultry and poultry products	4	(D)	(D)	(D)	BB	(D)	(D)	(D)
5145	Confectionery	9	(D)	(D)	(D)	BB	(D)	(D)	(D)
5146	Fish and seafoods	12	(D)	(D)	(D)	BB	(D)	(D)	(D)
5147	Meats and meat products	15	162 819	8 506	1 793	259	15 513	5 637	5 365
5148	Fresh fruits and vegetables	19	(D)	(D)	(D)	EE	(D)	(D)	(D)
5149	Groceries and related products, n.e.c.	87	(D)	(D)	(D)	GG	(D)	(D)	(D)
515	Farm-product raw materials	13	(D)	(D)	(D)	BB	(D)	(D)	(D)
5153	Grain and field beans	4	(D)	(D)	(D)	AA	(D)	(D)	(D)
5154	Livestock	6	26 317	378	80	33	938	66	190
5159	Farm-product raw materials, n.e.c.	3	(D)	(D)	(D)	BB	(D)	(D)	(D)
516	Chemicals and allied products	50	154 347	12 151	3 031	408	27 565	8 244	11 937
5162	Plastics materials and basic forms and shapes	14	39 473	2 989	631	94	8 341	3 177	3 997
5169	Chemicals and allied products, n.e.c.	36	114 874	9 162	2 400	314	19 224	5 067	7 940
517	Petroleum and petroleum products	77	871 051	15 651	3 510	549	49 471	18 709	20 389
5171	Petroleum bulk stations and terminals	52	795 541	12 846	2 845	430	41 633	17 462	18 791
5172	Petroleum and petroleum products wholesalers, except bulk stations and terminals	25	75 510	2 805	665	119	7 838	1 247	1 598
518	Beer, wine, and distilled alcoholic beverages	21	483 650	40 127	9 219	1 060	74 953	40 729	40 057
5181	Beer and ale	13	(D)	(D)	(D)	FF	(D)	(D)	(D)
5182	Wine and distilled alcoholic beverages	8	(D)	(D)	(D)	FF	(D)	(D)	(D)
519	Miscellaneous nondurable goods	188	(D)	(D)	(D)	GG	(D)	(D)	(D)
5191	Farm supplies	45	72 746	4 997	1 067	261	18 155	11 564	11 070
5192	Books, periodicals, and newspapers	27	149 616	9 839	2 839	614	22 405	18 182	12 520
5193	Flowers, nursery stock, and florists' supplies	25	18 370	2 558	613	143	5 353	1 852	2 092
5194	Tobacco and tobacco products	9	147 602	4 714	1 083	212	10 122	14 075	15 209
5198	Paints, varnishes, and supplies	12	22 007	1 487	334	59	5 858	2 041	2 283
5199	Nondurable goods, n.e.c.	70	(D)	(D)	(D)	FF	(D)	(D)	(D)
Merchant wholesalers		1 843	5 199 731	514 589	120 460	18 946	1 027 454	619 004	623 729
50	Durable goods	1 224	2 484 062	306 488	72 127	11 240	597 416	420 616	426 594
501	Motor vehicles and motor vehicle parts and supplies	200	361 837	45 546	11 566	1 895	96 636	68 756	71 000
5012	Automobiles and other motor vehicles	26	(D)	(D)	(D)	EE	(D)	(D)	(D)
5013	Motor vehicle supplies and new parts	111	(D)	(D)	(D)	GG	(D)	(D)	(D)
5014	Tires and tubes	27	(D)	(D)	(D)	CC	(D)	(D)	(D)
5015	Motor vehicle parts, used	36	19 262	4 512	1 099	257	8 850	2 294	2 571
502	Furniture and homefurnishings	56	(D)	(D)	(D)	EE	(D)	(D)	(D)
5021	Furniture	20	20 507	2 634	683	116	5 672	2 517	2 274
5023	Homefurnishings	36	(D)	(D)	(D)	EE	(D)	(D)	(D)
503	Lumber and other construction materials	106	226 912	23 274	5 682	852	49 314	19 715	22 597
5031	Lumber, plywood, millwork, and wood panels	46	117 365	11 189	2 770	411	22 489	10 334	12 312
5032	Brick, stone, and related construction materials	25	(D)	(D)	(D)	CC	(D)	(D)	(D)
5033	Roofing, siding, and insulation materials	11	(D)	(D)	(D)	CC	(D)	(D)	(D)
5039	Construction materials, n.e.c.	24	(D)	(D)	(D)	CC	(D)	(D)	(D)
504	Professional and commercial equipment and supplies	203	287 848	47 782	11 317	1 876	87 074	28 359	35 133
5043	Photographic equipment and supplies	5	(D)	(D)	(D)	BB	(D)	(D)	(D)
5044	Office equipment	46	(D)	(D)	(D)	FF	(D)	(D)	(D)
5045	Computers and computer peripheral equipment and software	63	85 611	13 136	2 930	486	25 435	6 413	8 361
5046	Commercial equipment, n.e.c.	39	(D)	(D)	(D)	EE	(D)	(D)	(D)
5047	Medical, dental, and hospital equipment and supplies	29	(D)	(D)	(D)	CC	(D)	(D)	(D)
5048	Ophthalmic goods	11	(D)	(D)	(D)	BB	(D)	(D)	(D)
5049	Professional equipment and supplies, n.e.c.	10	(D)	(D)	(D)	CC	(D)	(D)	(D)
505	Metals and minerals, except petroleum	21	(D)	(D)	(D)	CC	(D)	(D)	(D)
5051	Metals service centers and offices	19	53 949	6 809	1 597	197	12 230	6 999	8 259
5052	Coal and other minerals and ores	2	(D)	(D)	(D)	AA	(D)	(D)	(D)
506	Electrical goods	141	332 504	40 234	9 065	1 441	72 855	38 047	36 541
5063	Electrical apparatus and equipment, wiring supplies, and construction materials	79	(D)	(D)	(D)	FF	(D)	(D)	(D)
5064	Electrical appliances, television and radio sets	13	(D)	(D)	(D)	BB	(D)	(D)	(D)
5065	Electronic parts and equipment, n.e.c.	49	(D)	(D)	(D)	EE	(D)	(D)	(D)

Table 1. Summary Statistics for the State: 1992 —Con.

[For meaning of abbreviations and symbols, see introductory text. For explanation of terms and comparability of 1987 and 1992 censuses, see appendix A]

SIC code	Type of operation and kind of business	Establishments (number)	Sales (\$1,000)	Annual payroll (\$1,000)	First-quarter payroll (\$1,000)	Paid employees for pay period including March 12 (number)	Operating expenses (\$1,000)	End-of-1991 inventories (\$1,000)	End-of-1992 inventories (\$1,000)
TYPES OF OPERATION BY KIND OF BUSINESS — Con.									
Merchant wholesalers — Con.									
50	Durable goods — Con.								
507	Hardware, and plumbing and heating equipment and supplies -----	111	(D)	(D)	(D)	GG	(D)	(D)	(D)
5072	Hardware -----	30	(D)	(D)	(D)	EE	(D)	(D)	(D)
5074	Plumbing and heating equipment and supplies (hydronics) -----	48	(D)	(D)	(D)	FF	(D)	(D)	(D)
5075	Warm air heating and air-conditioning equipment and supplies -----	25	(D)	(D)	(D)	EE	(D)	(D)	(D)
5078	Refrigeration equipment and supplies -----	8	(D)	(D)	(D)	BB	(D)	(D)	(D)
508	Machinery, equipment, and supplies -----	259	568 882	64 770	15 812	2 140	121 050	153 066	146 175
5082	Construction and mining (except petroleum) machinery and equipment -----	52	(D)	(D)	(D)	FF	(D)	(D)	(D)
5083	Farm and garden machinery and equipment -----	21	(D)	(D)	(D)	CC	(D)	(D)	(D)
5084	Industrial machinery and equipment -----	57	64 859	7 639	1 947	259	15 867	5 298	4 652
5085	Industrial supplies -----	57	92 210	11 557	2 717	375	23 211	9 631	10 465
5087	Service establishment equipment and supplies -----	62	(D)	(D)	(D)	EE	(D)	(D)	(D)
5088	Transportation equipment and supplies, except motor vehicles -----	10	5 841	1 156	272	31	2 748	1 010	1 555
509	Miscellaneous durable goods -----	127	(D)	(D)	(D)	GG	(D)	(D)	(D)
5091	Sporting and recreational goods and supplies -----	32	(D)	(D)	(D)	EE	(D)	(D)	(D)
5092	Toys and hobby goods and supplies -----	16	49 156	4 768	1 127	225	12 965	3 237	4 191
5093	Scrap and waste materials -----	24	19 298	3 780	746	209	8 898	1 102	1 229
5094	Jewelry, watches, precious stones, and precious metals -----	19	(D)	(D)	(D)	CC	(D)	(D)	(D)
5099	Durable goods, n.e.c. -----	36	(D)	(D)	(D)	EE	(D)	(D)	(D)
51	Nondurable goods -----	619	2 715 669	208 101	48 333	7 706	430 038	198 388	197 135
511	Paper and paper products -----	77	149 811	13 946	3 451	668	30 072	11 281	9 100
5111	Printing and writing paper -----	8	(D)	(D)	(D)	BB	(D)	(D)	(D)
5112	Stationery and office supplies -----	54	(D)	(D)	(D)	EE	(D)	(D)	(D)
5113	Industrial and personal service paper -----	15	(D)	(D)	(D)	CC	(D)	(D)	(D)
512	Drugs, drug proprietaries, and druggists' sundries -----	49	(D)	(D)	(D)	EE	(D)	(D)	(D)
5122	Drugs, drug proprietaries, and druggists' sundries -----	49	(D)	(D)	(D)	EE	(D)	(D)	(D)
513	Apparel, piece goods, and notions -----	34	(D)	(D)	(D)	EE	(D)	(D)	(D)
5131	Piece goods, notions, and other dry goods -----	6	3 227	430	95	22	925	604	441
5136	Men's and boys' clothing and furnishings -----	12	(D)	(D)	(D)	EE	(D)	(D)	(D)
5137	Women's, children's, and infants' clothing and accessories -----	12	(D)	(D)	(D)	BB	(D)	(D)	(D)
5139	Footwear -----	4	(D)	(D)	(D)	AA	(D)	(D)	(D)
514	Groceries and related products -----	162	922 139	67 657	15 523	2 615	136 268	45 817	44 031
5141	Groceries, general line -----	29	(D)	(D)	(D)	FF	(D)	(D)	(D)
5142	Packaged frozen foods -----	6	(D)	(D)	(D)	BB	(D)	(D)	(D)
5143	Dairy products, except dried or canned -----	12	(D)	(D)	(D)	BB	(D)	(D)	(D)
5144	Poultry and poultry products -----	4	(D)	(D)	(D)	BB	(D)	(D)	(D)
5145	Confectionery -----	8	(D)	(D)	(D)	BB	(D)	(D)	(D)
5146	Fish and seafoods -----	12	(D)	(D)	(D)	BB	(D)	(D)	(D)
5147	Meats and meat products -----	15	162 819	8 506	1 793	259	15 513	5 637	5 365
5148	Fresh fruits and vegetables -----	19	(D)	(D)	(D)	EE	(D)	(D)	(D)
5149	Groceries and related products, n.e.c. -----	57	(D)	(D)	(D)	FF	(D)	(D)	(D)
515	Farm-product raw materials -----	12	(D)	(D)	(D)	BB	(D)	(D)	(D)
5153	Grain and field beans -----	4	(D)	(D)	(D)	AA	(D)	(D)	(D)
5154	Livestock -----	5	(D)	(D)	(D)	AA	(D)	(D)	(D)
5159	Farm-product raw materials, n.e.c. -----	3	(D)	(D)	(D)	BB	(D)	(D)	(D)
516	Chemicals and allied products -----	36	99 855	8 291	2 031	304	16 869	4 730	7 890
5162	Plastics materials and basic forms and shapes -----	10	(D)	(D)	(D)	BB	(D)	(D)	(D)
5169	Chemicals and allied products, n.e.c. -----	26	(D)	(D)	(D)	CC	(D)	(D)	(D)
517	Petroleum and petroleum products -----	60	392 288	13 086	2 899	479	40 007	10 098	9 524
5171	Petroleum bulk stations and terminals -----	41	340 613	10 963	2 375	378	34 468	9 189	8 335
5172	Petroleum and petroleum products wholesalers, except bulk stations and terminals -----	19	51 675	2 123	524	101	5 539	909	1 189
518	Beer, wine, and distilled alcoholic beverages -----	20	(D)	(D)	(D)	GG	(D)	(D)	(D)
5181	Beer and ale -----	13	(D)	(D)	(D)	FF	(D)	(D)	(D)
5182	Wine and distilled alcoholic beverages -----	7	(D)	(D)	(D)	FF	(D)	(D)	(D)
519	Miscellaneous nondurable goods -----	169	(D)	(D)	(D)	GG	(D)	(D)	(D)
5191	Farm supplies -----	43	(D)	(D)	(D)	EE	(D)	(D)	(D)
5192	Books, periodicals, and newspapers -----	20	(D)	(D)	(D)	FF	(D)	(D)	(D)
5193	Flowers, nursery stock, and florists' supplies -----	25	18 370	2 558	613	143	5 353	1 852	2 092
5194	Tobacco and tobacco products -----	9	147 602	4 714	1 083	212	10 122	14 075	15 209
5198	Paints, varnishes, and supplies -----	7	(D)	(D)	(D)	AA	(D)	(D)	(D)
5199	Nondurable goods, n.e.c. -----	65	(D)	(D)	(D)	FF	(D)	(D)	(D)
Manufacturers' sales branches and sales offices -----									
50	Durable goods -----	80	579 394	44 974	10 934	1 193	93 526	44 521	41 717
501	Motor vehicles and motor vehicle parts and supplies -----	11	(D)	(D)	(D)	EE	(D)	(D)	(D)
502	Furniture and homefurnishings -----	1	(D)	(D)	(D)	AA	(D)	(D)	(D)
503	Lumber and other construction materials -----	16	33 244	3 099	726	104	6 937	3 182	3 350
504	Professional and commercial equipment and supplies -----	19	163 317	19 559	4 958	377	37 834	9 004	9 792
505	Metals and minerals, except petroleum -----	1	(D)	(D)	(D)	AA	(D)	(D)	(D)
506	Electrical goods -----	16	34 755	4 776	1 050	125	7 941	1 010	1 007

Table 1. **Summary Statistics for the State: 1992** —Con.

[For meaning of abbreviations and symbols, see introductory text. For explanation of terms and comparability of 1987 and 1992 censuses, see appendix A]

SIC code	Type of operation and kind of business	Estab-lish-ments (number)	Sales (\$1,000)	Annual payroll (\$1,000)	First-quarter payroll (\$1,000)	Paid employees for pay period including March 12 (number)	Operating expenses (\$1,000)	End-of-1991 inventories (\$1,000)	End-of-1992 inventories (\$1,000)
TYPES OF OPERATION BY KIND OF BUSINESS									
— Con.									
Manufacturers' sales branches and sales offices — Con.									
50	Durable goods — Con.								
507	Hardware, and plumbing and heating equipment and supplies -----	2	(D)	(D)	(D)	AA	(D)	(D)	(D)
508	Machinery, equipment, and supplies -----	11	41 020	1 590	374	50	3 640	6 241	5 470
509	Miscellaneous durable goods -----	3	(D)	(D)	(D)	CC	(D)	(D)	(D)
51	Nondurable goods -----	81	1 691 505	36 713	9 085	1 389	97 155	70 581	87 068
511	Paper and paper products -----	10	27 333	2 429	687	99	5 725	1 036	719
512	Drugs, drug proprietaries, and druggists' sundries -----	4	24 621	940	279	33	2 488	379	307
513	Apparel, piece goods, and notions -----	5	(D)	(D)	(D)	EE	(D)	(D)	(D)
514	Groceries and related products -----	23	173 543	17 781	4 131	641	40 271	4 582	4 470
515	Farm-product raw materials -----	—	—	—	—	—	—	—	—
516	Chemicals and allied products -----	13	(D)	(D)	(D)	CC	(D)	(D)	(D)
517	Petroleum and petroleum products -----	14	(D)	(D)	(D)	BB	(D)	(D)	(D)
518	Beer, wine, and distilled alcoholic beverages -----	1	(D)	(D)	(D)	AA	(D)	(D)	(D)
519	Miscellaneous nondurable goods -----	11	46 406	1 833	598	73	8 466	5 262	2 339
	Agents, brokers, and commission merchants ----	71	341 358	10 255	1 914	305	20 312	1 474	2 034
50	Durable goods -----	38	160 214	5 508	1 155	163	11 439	696	1 240
501	Motor vehicles and motor vehicle parts and supplies -----	2	(D)	(D)	(D)	BB	(D)	(D)	(D)
502	Furniture and homefurnishings -----	1	(D)	(D)	(D)	AA	(D)	(D)	(D)
503	Lumber and other construction materials -----	3	524	11	3	2	99	—	—
504	Professional and commercial equipment and supplies -----	6	27 903	1 591	386	54	3 484	554	618
505	Metals and minerals, except petroleum -----	—	—	—	—	—	—	—	—
506	Electrical goods -----	9	28 429	1 296	317	32	2 455	—	—
507	Hardware, and plumbing and heating equipment and supplies -----	5	8 865	474	92	15	787	34	35
508	Machinery, equipment, and supplies -----	5	23 253	535	68	11	1 412	84	147
509	Miscellaneous durable goods -----	7	(D)	(D)	(D)	AA	(D)	(D)	(D)
51	Nondurable goods -----	33	181 144	4 747	759	142	8 873	778	794
511	Paper and paper products -----	—	—	—	—	—	—	—	—
512	Drugs, drug proprietaries, and druggists' sundries -----	1	(D)	(D)	(D)	AA	(D)	(D)	(D)
513	Apparel, piece goods, and notions -----	5	2 224	64	10	10	205	—	—
514	Groceries and related products -----	14	134 185	3 696	516	62	6 435	713	713
515	Farm-product raw materials -----	1	(D)	(D)	(D)	BB	(D)	(D)	(D)
516	Chemicals and allied products -----	1	(D)	(D)	(D)	AA	(D)	(D)	(D)
517	Petroleum and petroleum products -----	3	(D)	(D)	(D)	AA	(D)	(D)	(D)
518	Beer, wine, and distilled alcoholic beverages -----	—	—	—	—	—	—	—	—
519	Miscellaneous nondurable goods -----	8	(D)	(D)	(D)	BB	(D)	(D)	(D)

Table 2. Selected Ratios for the State: 1992

[For meaning of abbreviations and symbols, see introductory text. For explanation of terms and comparability of 1987 and 1992 censuses, see appendix A]

SIC code	Type of operation and kind of business	Sales		Annual payroll		Employees per establishment ¹ (number)	Operating expenses as percent of sales	End-of-1992 inventories as percent of sales
		Per establishment (dollars)	Per employee ¹ (dollars)	Per employee ¹ (dollars)	As percent of operating expenses			
	Wholesale trade -----	3 764 813	357 806	27 780	49.0	11	15.9	9.7
50	Durable goods -----	2 402 139	255 928	28 340	50.8	9	21.8	14.6
501	Motor vehicles and motor vehicle parts and supplies -----	3 069 502	279 762	24 652	45.8	11	19.2	12.8
5012	Automobiles and other motor vehicles -----	6 749 444	442 318	28 665	40.1	15	16.2	15.5
5013	Motor vehicle supplies and new parts -----	3 045 361	262 013	24 606	49.2	12	19.1	11.7
5014	Tires and tubes -----	2 884 750	323 092	25 596	38.7	9	20.5	11.6
5015	Motor vehicle parts, used -----	535 056	74 949	17 556	51.0	7	45.9	13.3
502	Furniture and home furnishings -----	1 788 690	224 069	32 609	50.2	8	29.0	14.7
5021	Furniture -----	1 025 350	176 784	22 707	46.4	6	27.7	11.1
5023	Home furnishings -----	2 190 447	239 876	35 919	51.1	9	29.3	15.6
503	Lumber and other construction materials -----	2 085 440	272 109	27 541	46.8	8	21.6	10.0
5031	Lumber, plywood, millwork, and wood panels -----	2 348 154	278 141	27 194	50.6	8	19.3	10.3
5032	Brick, stone, and related construction materials -----	1 501 686	275 178	29 644	40.2	5	28.8	10.3
5033	Roofing, siding, and insulation materials -----	(D)	(D)	(D)	(D)	(D)	(D)	(D)
5039	Construction materials, n.e.c. -----	(D)	(D)	(D)	(D)	(D)	(D)	(D)
504	Professional and commercial equipment and supplies -----	2 101 175	207 658	29 879	53.7	10	26.8	9.5
5043	Photographic equipment and supplies -----	(D)	(D)	(D)	(D)	(D)	(D)	(D)
5044	Office equipment -----	1 628 143	111 113	23 919	59.6	15	36.1	10.1
5045	Computers and computer peripheral equipment and software -----	2 139 333	223 780	37 003	51.5	10	32.1	7.5
5046	Commercial equipment, n.e.c. -----	1 830 186	180 915	27 016	54.1	10	27.6	12.4
5047	Medical, dental, and hospital equipment and supplies -----	(D)	(D)	(D)	(D)	(D)	(D)	(D)
5048	Ophthalmic goods -----	(D)	(D)	(D)	(D)	(D)	(D)	(D)
5049	Professional equipment and supplies, n.e.c. -----	(D)	(D)	(D)	(D)	(D)	(D)	(D)
505	Metals and minerals, except petroleum -----	2 510 364	277 528	34 523	54.9	9	22.7	15.3
5051	Metals service centers and offices -----	(D)	(D)	(D)	(D)	(D)	(D)	(D)
5052	Coal and other minerals and ores -----	(D)	(D)	(D)	(D)	(D)	(D)	(D)
506	Electrical goods -----	2 383 663	247 615	28 977	55.6	10	21.0	9.5
5063	Electrical apparatus and equipment, wiring supplies, and construction materials -----	2 712 000	249 858	24 867	54.3	11	18.3	11.1
5064	Electrical appliances, television and radio sets -----	(D)	(D)	(D)	(D)	(D)	(D)	(D)
5065	Electronic parts and equipment, n.e.c. -----	(D)	(D)	(D)	(D)	(D)	(D)	(D)
507	Hardware, and plumbing and heating equipment and supplies -----	2 583 644	249 893	26 039	51.1	10	20.4	15.3
5072	Hardware -----	(D)	(D)	(D)	(D)	(D)	(D)	(D)
5074	Plumbing and heating equipment and supplies (hydronics) -----	3 252 531	286 644	26 608	46.9	11	19.8	16.1
5075	Warm air heating and air-conditioning equipment and supplies -----	2 512 867	237 063	24 242	52.8	11	19.4	14.1
5078	Refrigeration equipment and supplies -----	(D)	(D)	(D)	(D)	(D)	(D)	(D)
508	Machinery, equipment, and supplies -----	2 302 382	287 667	30 393	53.0	8	19.9	24.0
5082	Construction and mining (except petroleum) machinery and equipment -----	5 908 981	343 102	33 408	56.5	17	17.2	35.7
5083	Farm and garden machinery and equipment -----	1 483 045	203 919	25 175	53.0	7	23.3	33.2
5084	Industrial machinery and equipment -----	1 099 951	256 095	29 824	48.0	4	24.3	6.9
5085	Industrial supplies -----	2 207 820	342 690	30 588	48.6	6	18.4	10.0
5087	Service establishment equipment and supplies -----	1 054 828	161 119	24 749	54.7	7	28.1	10.5
5088	Transportation equipment and supplies, except motor vehicles -----	935 385	328 649	43 054	44.3	3	29.5	14.5
509	Miscellaneous durable goods -----	2 463 015	256 994	28 260	47.7	10	23.1	16.2
5091	Sporting and recreational goods and supplies -----	3 238 972	413 486	32 199	40.5	8	19.2	18.4
5092	Toys and hobby goods and supplies -----	3 072 250	218 471	21 191	36.8	14	26.4	8.5
5093	Scrap and waste materials -----	804 083	92 335	18 086	42.5	9	46.1	6.4
5094	Jewelry, watches, precious stones, and precious metals -----	1 612 750	271 050	31 370	58.8	6	19.7	20.0
5099	Durable goods, n.e.c. -----	2 929 780	251 299	32 939	57.8	12	22.7	17.8
51	Nondurable goods -----	6 259 643	496 732	27 018	46.6	13	11.7	6.2
511	Paper and paper products -----	2 036 138	230 957	21 349	45.7	9	20.2	5.5
5111	Printing and writing paper -----	(D)	(D)	(D)	(D)	(D)	(D)	(D)
5112	Stationery and office supplies -----	1 480 935	168 165	20 112	50.4	9	23.7	5.8
5113	Industrial and personal service paper -----	(D)	(D)	(D)	(D)	(D)	(D)	(D)
512	Drugs, drug proprietaries, and druggists' sundries -----	3 420 870	365 073	30 988	58.8	9	14.4	10.7
5122	Drugs, drug proprietaries, and druggists' sundries -----	3 420 870	365 073	30 988	58.8	9	14.4	10.7
513	Apparel, piece goods, and notions -----	21 616 705	1 322 858	24 925	42.1	16	4.5	8.6
5131	Piece goods, notions, and other dry goods -----	(D)	(D)	(D)	(D)	(D)	(D)	(D)
5136	Men's and boys' clothing and furnishings -----	(D)	(D)	(D)	(D)	(D)	(D)	(D)
5137	Women's, children's, and infants' clothing and accessories -----	(D)	(D)	(D)	(D)	(D)	(D)	(D)
5139	Footwear -----	(D)	(D)	(D)	(D)	(D)	(D)	(D)
514	Groceries and related products -----	6 180 236	370 665	26 864	48.7	17	14.9	4.0
5141	Groceries, general line -----	10 344 167	453 029	25 771	49.8	23	11.4	6.1
5142	Packaged frozen foods -----	(D)	(D)	(D)	(D)	(D)	(D)	(D)
5143	Dairy products, except dried or canned -----	2 921 429	314 615	27 415	49.3	9	17.7	1.7
5144	Poultry and poultry products -----	(D)	(D)	(D)	(D)	(D)	(D)	(D)
5145	Confectionery -----	(D)	(D)	(D)	(D)	(D)	(D)	(D)
5146	Fish and seafoods -----	(D)	(D)	(D)	(D)	(D)	(D)	(D)
5147	Meats and meat products -----	10 854 600	628 645	32 842	54.8	17	9.5	3.3
5148	Fresh fruits and vegetables -----	(D)	(D)	(D)	(D)	(D)	(D)	(D)
5149	Groceries and related products, n.e.c. -----	(D)	(D)	(D)	(D)	(D)	(D)	(D)
515	Farm-product raw materials -----	(D)	(D)	(D)	(D)	(D)	(D)	(D)
5153	Grain and field beans -----	(D)	(D)	(D)	(D)	(D)	(D)	(D)
5154	Livestock -----	4 386 167	797 485	11 455	40.3	6	3.6	.7
5159	Farm-product raw materials, n.e.c. -----	(D)	(D)	(D)	(D)	(D)	(D)	(D)
516	Chemicals and allied products -----	3 086 940	378 301	29 782	44.1	8	17.9	7.7
5162	Plastics materials and basic forms and shapes -----	2 819 500	419 926	31 798	35.8	7	21.1	10.1
5169	Chemicals and allied products, n.e.c. -----	3 190 944	365 841	29 178	47.7	9	16.7	6.9

See footnotes at end of table.

Table 2. Selected Ratios for the State: 1992 – Con.

[For meaning of abbreviations and symbols, see introductory text. For explanation of terms and comparability of 1987 and 1992 censuses, see appendix A]

SIC code	Type of operation and kind of business	Sales		Annual payroll		Employees per establishment ¹ (number)	Operating expenses as percent of sales	End-of-1992 inventories as percent of sales
		Per establishment (dollars)	Per employee ¹ (dollars)	Per employee ¹ (dollars)	As percent of operating expenses			
	Wholesale trade – Con.							
51	Nondurable goods – Con.							
517	Petroleum and petroleum products	11 312 351	1 586 614	28 508	31.6	7	5.7	2.3
5171	Petroleum bulk stations and terminals	15 298 865	1 850 095	29 874	30.9	8	5.2	2.4
5172	Petroleum and petroleum products wholesalers, except bulk stations and terminals	3 020 400	634 538	23 571	35.8	5	10.4	2.1
518	Beer, wine, and distilled alcoholic beverages	23 030 952	456 274	37 856	53.5	50	15.5	8.3
5181	Beer and ale	(D)	(D)	(D)	(D)	(D)	(D)	(D)
5182	Wine and distilled alcoholic beverages	(D)	(D)	(D)	(D)	(D)	(D)	(D)
519	Miscellaneous nondurable goods	(D)	(D)	(D)	(D)	(D)	(D)	(D)
5191	Farm supplies	1 616 678	278 720	19 146	27.5	6	25.0	15.2
5192	Books, periodicals, and newspapers	5 541 333	243 674	16 024	43.9	23	15.0	8.4
5193	Flowers, nursery stock, and florists' supplies	734 800	128 462	17 888	47.8	6	29.1	11.4
5194	Tobacco and tobacco products	16 400 222	696 236	22 236	46.6	24	6.9	10.3
5198	Paints, varnishes, and supplies	1 833 917	373 000	25 203	25.4	5	26.6	10.4
5199	Nondurable goods, n.e.c.	(D)	(D)	(D)	(D)	(D)	(D)	(D)
	Merchant wholesalers	2 821 341	274 450	27 161	50.1	10	19.8	12.0
50	Durable goods	2 029 462	221 002	27 268	51.3	9	24.0	17.2
501	Motor vehicles and motor vehicle parts and supplies	1 809 185	190 943	24 035	47.1	9	26.7	19.6
5012	Automobiles and other motor vehicles	(D)	(D)	(D)	(D)	(D)	(D)	(D)
5013	Motor vehicle supplies and new parts	(D)	(D)	(D)	(D)	(D)	(D)	(D)
5014	Tires and tubes	(D)	(D)	(D)	(D)	(D)	(D)	(D)
5015	Motor vehicle parts, used	535 056	74 949	17 556	51.0	7	45.9	13.3
502	Furniture and home furnishings	(D)	(D)	(D)	(D)	(D)	(D)	(D)
5021	Furniture	1 025 350	176 784	22 707	46.4	6	27.7	11.1
5023	Home furnishings	(D)	(D)	(D)	(D)	(D)	(D)	(D)
503	Lumber and other construction materials	2 140 679	266 329	27 317	47.2	8	21.7	10.0
5031	Lumber, plywood, millwork, and wood panels	2 551 413	285 560	27 224	49.8	9	19.2	10.5
5032	Brick, stone, and related construction materials	(D)	(D)	(D)	(D)	(D)	(D)	(D)
5033	Roofing, siding, and insulation materials	(D)	(D)	(D)	(D)	(D)	(D)	(D)
5039	Construction materials, n.e.c.	(D)	(D)	(D)	(D)	(D)	(D)	(D)
504	Professional and commercial equipment and supplies	1 417 970	153 437	25 470	54.9	9	30.2	12.2
5043	Photographic equipment and supplies	(D)	(D)	(D)	(D)	(D)	(D)	(D)
5044	Office equipment	(D)	(D)	(D)	(D)	(D)	(D)	(D)
5045	Computers and computer peripheral equipment and software	1 358 905	176 154	27 029	51.6	8	29.7	9.8
5046	Commercial equipment, n.e.c.	(D)	(D)	(D)	(D)	(D)	(D)	(D)
5047	Medical, dental, and hospital equipment and supplies	(D)	(D)	(D)	(D)	(D)	(D)	(D)
5048	Ophthalmic goods	(D)	(D)	(D)	(D)	(D)	(D)	(D)
5049	Professional equipment and supplies, n.e.c.	(D)	(D)	(D)	(D)	(D)	(D)	(D)
505	Metals and minerals, except petroleum	(D)	(D)	(D)	(D)	(D)	(D)	(D)
5051	Metals service centers and offices	2 839 421	273 853	34 563	55.7	10	22.7	15.3
5052	Coal and other minerals and ores	(D)	(D)	(D)	(D)	(D)	(D)	(D)
506	Electrical goods	2 358 184	230 745	27 921	55.2	10	21.9	11.0
5063	Electrical apparatus and equipment, wiring supplies, and construction materials	(D)	(D)	(D)	(D)	(D)	(D)	(D)
5064	Electrical appliances, television and radio sets	(D)	(D)	(D)	(D)	(D)	(D)	(D)
5065	Electronic parts and equipment, n.e.c.	(D)	(D)	(D)	(D)	(D)	(D)	(D)
507	Hardware, and plumbing and heating equipment and supplies	(D)	(D)	(D)	(D)	(D)	(D)	(D)
5072	Hardware	(D)	(D)	(D)	(D)	(D)	(D)	(D)
5074	Plumbing and heating equipment and supplies (hydronics)	(D)	(D)	(D)	(D)	(D)	(D)	(D)
5075	Warm air heating and air-conditioning equipment and supplies	(D)	(D)	(D)	(D)	(D)	(D)	(D)
5078	Refrigeration equipment and supplies	(D)	(D)	(D)	(D)	(D)	(D)	(D)
508	Machinery, equipment, and supplies	2 196 456	265 833	30 266	53.5	8	21.3	25.7
5082	Construction and mining (except petroleum) machinery and equipment	(D)	(D)	(D)	(D)	(D)	(D)	(D)
5083	Farm and garden machinery and equipment	(D)	(D)	(D)	(D)	(D)	(D)	(D)
5084	Industrial machinery and equipment	1 137 877	250 421	29 494	48.1	5	24.5	7.2
5085	Industrial supplies	1 617 719	245 893	30 819	49.8	7	25.2	11.3
5087	Service establishment equipment and supplies	(D)	(D)	(D)	(D)	(D)	(D)	(D)
5088	Transportation equipment and supplies, except motor vehicles	584 100	188 419	37 290	42.1	3	47.0	26.6
509	Miscellaneous durable goods	(D)	(D)	(D)	(D)	(D)	(D)	(D)
5091	Sporting and recreational goods and supplies	(D)	(D)	(D)	(D)	(D)	(D)	(D)
5092	Toys and hobby goods and supplies	3 072 250	218 471	21 191	36.8	14	26.4	8.5
5093	Scrap and waste materials	804 083	92 335	18 086	42.5	9	46.1	6.4
5094	Jewelry, watches, precious stones, and precious metals	(D)	(D)	(D)	(D)	(D)	(D)	(D)
5099	Durable goods, n.e.c.	(D)	(D)	(D)	(D)	(D)	(D)	(D)
51	Nondurable goods	4 387 187	352 410	27 005	48.4	12	15.8	7.3
511	Paper and paper products	1 945 597	224 268	20 877	46.4	9	20.1	6.1
5111	Printing and writing paper	(D)	(D)	(D)	(D)	(D)	(D)	(D)
5112	Stationery and office supplies	(D)	(D)	(D)	(D)	(D)	(D)	(D)
5113	Industrial and personal service paper	(D)	(D)	(D)	(D)	(D)	(D)	(D)
512	Drugs, drug proprietaries, and druggists' sundries	(D)	(D)	(D)	(D)	(D)	(D)	(D)
5122	Drugs, drug proprietaries, and druggists' sundries	(D)	(D)	(D)	(D)	(D)	(D)	(D)
513	Apparel, piece goods, and notions	(D)	(D)	(D)	(D)	(D)	(D)	(D)
5131	Piece goods, notions, and other dry goods	537 833	146 682	19 545	46.5	4	28.7	13.7
5136	Men's and boys' clothing and furnishings	(D)	(D)	(D)	(D)	(D)	(D)	(D)
5137	Women's, children's, and infants' clothing and accessories	(D)	(D)	(D)	(D)	(D)	(D)	(D)
5139	Footwear	(D)	(D)	(D)	(D)	(D)	(D)	(D)

See footnotes at end of table.

Table 2. Selected Ratios for the State: 1992 – Con.

[For meaning of abbreviations and symbols, see introductory text. For explanation of terms and comparability of 1987 and 1992 censuses, see appendix A]

SIC code	Type of operation and kind of business	Sales		Annual payroll		Employees per establishment ¹ (number)	Operating expenses as percent of sales	End-of-1992 inventories as percent of sales
		Per establishment (dollars)	Per employee ¹ (dollars)	Per employee ¹ (dollars)	As percent of operating expenses			
Merchant wholesalers – Con.								
51	Nondurable goods – Con.							
514	Groceries and related products	5 692 216	352 634	25 873	49.6	16	14.8	4.8
5141	Groceries, general line	(D)	(D)	(D)	(D)	(D)	(D)	(D)
5142	Packaged frozen foods	(D)	(D)	(D)	(D)	(D)	(D)	(D)
5143	Dairy products, except dried or canned	(D)	(D)	(D)	(D)	(D)	(D)	(D)
5144	Poultry and poultry products	(D)	(D)	(D)	(D)	(D)	(D)	(D)
5145	Confectionery	(D)	(D)	(D)	(D)	(D)	(D)	(D)
5146	Fish and seafoods	(D)	(D)	(D)	(D)	(D)	(D)	(D)
5147	Meats and meat products	10 854 600	628 645	32 842	54.8	17	9.5	3.3
5148	Fresh fruits and vegetables	(D)	(D)	(D)	(D)	(D)	(D)	(D)
5149	Groceries and related products, n.e.c.	(D)	(D)	(D)	(D)	(D)	(D)	(D)
515	Farm-product raw materials	(D)	(D)	(D)	(D)	(D)	(D)	(D)
5153	Grain and field beans	(D)	(D)	(D)	(D)	(D)	(D)	(D)
5154	Livestock	(D)	(D)	(D)	(D)	(D)	(D)	(D)
5159	Farm-product raw materials, n.e.c.	(D)	(D)	(D)	(D)	(D)	(D)	(D)
516	Chemicals and allied products	2 773 750	328 470	27 273	49.1	8	16.9	7.9
5162	Plastics materials and basic forms and shapes	(D)	(D)	(D)	(D)	(D)	(D)	(D)
5169	Chemicals and allied products, n.e.c.	(D)	(D)	(D)	(D)	(D)	(D)	(D)
517	Petroleum and petroleum products	6 538 133	818 973	27 319	32.7	8	10.2	2.4
5171	Petroleum bulk stations and terminals	8 307 634	901 093	29 003	31.8	9	10.1	2.4
5172	Petroleum and petroleum products wholesalers, except bulk stations and terminals	2 719 737	511 634	21 020	38.3	5	10.7	2.3
518	Beer, wine, and distilled alcoholic beverages	(D)	(D)	(D)	(D)	(D)	(D)	(D)
5181	Beer and ale	(D)	(D)	(D)	(D)	(D)	(D)	(D)
5182	Wine and distilled alcoholic beverages	(D)	(D)	(D)	(D)	(D)	(D)	(D)
519	Miscellaneous nondurable goods	(D)	(D)	(D)	(D)	(D)	(D)	(D)
5191	Farm supplies	(D)	(D)	(D)	(D)	(D)	(D)	(D)
5192	Books, periodicals, and newspapers	(D)	(D)	(D)	(D)	(D)	(D)	(D)
5193	Flowers, nursery stock, and florists' supplies	734 800	128 462	17 888	47.8	6	29.1	11.4
5194	Tobacco and tobacco products	16 400 222	696 236	22 236	46.6	24	6.9	10.3
5198	Paints, varnishes, and supplies	(D)	(D)	(D)	(D)	(D)	(D)	(D)
5199	Nondurable goods, n.e.c.	(D)	(D)	(D)	(D)	(D)	(D)	(D)
Manufacturers' sales branches and sales offices		14 104 963	879 512	31 637	42.8	16	8.4	5.7
50	Durable goods	7 242 425	485 661	37 698	48.1	15	16.1	7.2
501	Motor vehicles and motor vehicle parts and supplies	(D)	(D)	(D)	(D)	(D)	(D)	(D)
502	Furniture and homefurnishings	(D)	(D)	(D)	(D)	(D)	(D)	(D)
503	Lumber and other construction materials	2 077 750	319 654	29 798	44.7	7	20.9	10.1
504	Professional and commercial equipment and supplies	8 595 632	433 202	51 881	51.7	20	23.2	6.0
505	Metals and minerals, except petroleum	(D)	(D)	(D)	(D)	(D)	(D)	(D)
506	Electrical goods	2 172 188	278 040	38 208	60.1	8	22.8	2.9
507	Hardware, and plumbing and heating equipment and supplies	(D)	(D)	(D)	(D)	(D)	(D)	(D)
508	Machinery, equipment, and supplies	3 729 091	820 400	31 800	43.7	5	8.9	13.3
509	Miscellaneous durable goods	(D)	(D)	(D)	(D)	(D)	(D)	(D)
51	Nondurable goods	20 882 778	1 217 786	26 431	37.8	17	5.7	5.1
511	Paper and paper products	2 733 300	276 091	24 535	42.4	10	20.9	2.6
512	Drugs, drug proprietaries, and druggists' sundries	6 155 250	746 091	28 485	37.8	8	10.1	1.2
513	Apparel, piece goods, and notions	(D)	(D)	(D)	(D)	(D)	(D)	(D)
514	Groceries and related products	7 545 348	270 738	27 739	44.2	28	23.2	2.6
515	Farm-product raw materials	(D)	(D)	(D)	(D)	(D)	(D)	(D)
516	Chemicals and allied products	(D)	(D)	(D)	(D)	(D)	(D)	(D)
517	Petroleum and petroleum products	(D)	(D)	(D)	(D)	(D)	(D)	(D)
518	Beer, wine, and distilled alcoholic beverages	(D)	(D)	(D)	(D)	(D)	(D)	(D)
519	Miscellaneous nondurable goods	4 218 727	635 699	25 110	21.7	7	18.2	5.0
Agents, brokers, and commission merchants		4 807 859	1 119 207	33 623	50.5	4	6.0	.6
50	Durable goods	4 216 158	982 908	33 791	48.2	4	7.1	.8
501	Motor vehicles and motor vehicle parts and supplies	(D)	(D)	(D)	(D)	(D)	(D)	(D)
502	Furniture and homefurnishings	(D)	(D)	(D)	(D)	(D)	(D)	(D)
503	Lumber and other construction materials	174 667	262 000	5 500	11.1	1	18.9	–
504	Professional and commercial equipment and supplies	4 650 500	516 722	29 463	45.7	9	12.5	2.2
505	Metals and minerals, except petroleum	(D)	(D)	(D)	(D)	(D)	(D)	(D)
506	Electrical goods	3 158 778	888 406	40 500	52.8	4	8.6	–
507	Hardware, and plumbing and heating equipment and supplies	1 773 000	591 000	31 600	60.2	3	8.9	.4
508	Machinery, equipment, and supplies	4 650 600	2 113 909	48 636	37.9	2	6.1	.6
509	Miscellaneous durable goods	(D)	(D)	(D)	(D)	(D)	(D)	(D)
51	Nondurable goods	5 489 212	1 275 662	33 430	53.5	4	4.9	.4
511	Paper and paper products	(D)	(D)	(D)	(D)	(D)	(D)	(D)
512	Drugs, drug proprietaries, and druggists' sundries	(D)	(D)	(D)	(D)	(D)	(D)	(D)
513	Apparel, piece goods, and notions	444 800	222 400	6 400	31.2	2	9.2	–
514	Groceries and related products	9 584 643	2 164 274	59 613	57.4	4	4.8	.5
515	Farm-product raw materials	(D)	(D)	(D)	(D)	(D)	(D)	(D)
516	Chemicals and allied products	(D)	(D)	(D)	(D)	(D)	(D)	(D)
517	Petroleum and petroleum products	(D)	(D)	(D)	(D)	(D)	(D)	(D)
518	Beer, wine, and distilled alcoholic beverages	(D)	(D)	(D)	(D)	(D)	(D)	(D)
519	Miscellaneous nondurable goods	(D)	(D)	(D)	(D)	(D)	(D)	(D)

¹Based on number of employees for pay period including March 12.

Table 3. Comparative Statistics for the State: 1992 and 1987

[For meaning of abbreviations and symbols, see introductory text. For explanation of terms and comparability of 1987 and 1992 censuses, see appendix A]

SIC code	Type of operation and kind of business	Establishments		Sales			Annual payroll			Paid employees for pay period including March 12	
		1992 (number)	1987 (number)	1992 (\$1,000)	1987 (\$1,000)	Percent change 1987 to 1992	1992 (\$1,000)	1987 (\$1,000)	Percent change 1987 to 1992	1992 (number)	1987 (number)
	Wholesale trade -----	2 075	1 589	7 811 988	5 506 851	41.9	606 531	379 113	60.0	21 833	17 627
50	Durable goods -----	1 342	1 035	3 223 670	2 549 460	26.4	356 970	218 787	63.2	12 596	10 170
501	Motor vehicles and motor vehicle parts and supplies ---	213	171	653 804	541 522	20.7	57 612	31 485	83.0	2 337	1 667
5012	Automobiles and other motor vehicles -----	27	20	182 235	322 447	-43.5	11 810	9 271	27.4	412	306
5013	Motor vehicle supplies and new parts -----	122	108	371 534	101 487	266.1	34 891	16 739	108.4	1 418	1 004
5014	Tires and tubes -----	28	13	80 773	105 843	-23.7	6 399	2 502	155.8	250	105
5015	Motor vehicle parts, used -----	36	30	19 262	11 745	64.0	4 512	2 973	51.8	257	252
502	Furniture and homefurnishings -----	58	44	103 744	55 331	87.5	15 098	6 587	129.2	463	453
5021	Furniture -----	20	17	20 507	16 246	26.2	2 634	3 012	-12.5	116	191
5023	Homefurnishings -----	38	27	83 237	39 085	113.0	12 464	3 575	248.6	347	262
503	Lumber and other construction materials -----	125	84	260 680	164 432	58.5	26 384	15 998	64.9	958	872
5031	Lumber, plywood, millwork, and wood panels -----	52	29	122 104	75 004	62.8	11 938	6 649	79.5	439	407
5032	Brick, stone, and related construction materials -----	35	22	52 559	26 604	97.6	5 662	2 929	93.3	191	140
5033	Roofing, siding, and insulation materials -----	11	9	(D)	17 117	(D)	(D)	1 299	(D)	CC	64
5039	Construction materials, n.e.c. -----	27	24	(D)	45 707	(D)	(D)	5 121	(D)	CC	261
504	Professional and commercial equipment and supplies ---	228	187	479 068	265 554	80.4	68 932	37 865	82.0	2 307	1 724
5043	Photographic equipment and supplies -----	6	3	(D)	(D)	(D)	(D)	(D)	(D)	BB	BB
5044	Office equipment -----	49	53	79 779	56 157	42.1	17 174	14 911	15.2	718	741
5045	Computers and computer peripheral equipment and software -----	75	54	160 450	106 358	50.9	26 531	10 192	160.3	717	377
5046	Commercial equipment, n.e.c. -----	43	34	78 698	42 451	85.4	11 752	5 845	101.1	435	270
5047	Medical, dental, and hospital equipment and supplies -	32	27	(D)	34 395	(D)	(D)	3 328	(D)	CC	143
5048	Ophthalmic goods -----	12	8	(D)	(D)	(D)	(D)	(D)	(D)	BB	BB
5049	Professional equipment and supplies, n.e.c. -----	11	8	(D)	(D)	(D)	(D)	(D)	(D)	CC	BB
505	Metals and minerals, except petroleum -----	22	17	55 228	30 132	83.3	6 870	2 813	144.2	199	137
5051	Metals service centers and offices -----	20	16	(D)	(D)	(D)	(D)	(D)	(D)	CC	CC
5052	Coal and other minerals and ores -----	2	1	(D)	(D)	(D)	(D)	(D)	(D)	AA	AA
506	Electrical goods -----	166	129	395 688	264 558	49.6	46 306	25 276	83.2	1 598	1 080
5063	Electrical apparatus and equipment, wiring supplies, and construction materials -----	96	69	260 352	196 359	32.6	25 911	14 061	84.3	1 042	608
5064	Electrical appliances, television and radio sets -----	14	13	(D)	14 902	(D)	(D)	1 834	(D)	BB	105
5065	Electronic parts and equipment, n.e.c. -----	56	47	(D)	53 297	(D)	(D)	9 381	(D)	EE	367
507	Hardware, and plumbing and heating equipment and supplies -----	118	96	304 870	203 047	50.1	31 767	22 377	42.0	1 220	944
5072	Hardware -----	31	27	(D)	43 292	(D)	(D)	6 964	(D)	EE	312
5074	Plumbing and heating equipment and supplies (hydronics) -----	49	35	159 374	107 080	48.8	14 794	10 841	36.5	556	432
5075	Warm air heating and air-conditioning equipment and supplies -----	30	28	75 386	47 902	57.4	7 709	4 138	86.3	318	176
5078	Refrigeration equipment and supplies -----	8	6	(D)	4 773	(D)	(D)	434	(D)	BB	24
508	Machinery, equipment, and supplies -----	275	204	633 155	571 659	10.8	66 895	44 712	49.6	2 201	1 796
5082	Construction and mining (except petroleum) machinery and equipment -----	54	37	319 085	203 749	56.6	31 069	15 350	102.4	930	535
5083	Farm and garden machinery and equipment -----	22	17	32 627	22 581	44.5	4 028	2 742	46.9	160	135
5084	Industrial machinery and equipment -----	61	54	67 097	115 629	-42.0	7 814	13 816	-43.4	262	550
5085	Industrial supplies -----	61	51	134 677	186 136	-27.6	12 021	7 351	63.5	393	316
5087	Service establishment equipment and supplies -----	64	39	67 509	27 932	141.7	10 370	4 958	109.2	419	242
5088	Transportation equipment and supplies, except motor vehicles -----	13	6	12 160	15 632	-22.2	1 593	495	221.8	37	18
509	Miscellaneous durable goods -----	137	103	337 433	453 225	-25.5	37 106	31 674	17.1	1 313	1 497
5091	Sporting and recreational goods and supplies -----	36	20	116 603	85 303	36.7	9 080	8 873	2.3	282	517
5092	Toys and hobby goods and supplies -----	16	8	49 156	(D)	(D)	4 768	(D)	(D)	225	BB
5093	Scrap and waste materials -----	24	20	19 298	(D)	(D)	3 780	(D)	(D)	209	CC
5094	Jewelry, watches, precious stones, and precious metals -----	20	17	32 255	(D)	(D)	3 733	(D)	(D)	119	BB
5099	Durable goods, n.e.c. -----	41	38	120 121	135 675	-11.5	15 745	17 010	-7.4	478	687
51	Nondurable goods -----	733	554	4 588 318	2 957 391	55.1	249 561	160 326	55.7	9 237	7 457
511	Paper and paper products -----	87	57	177 144	90 864	95.0	16 375	7 890	107.5	767	354
5111	Printing and writing paper -----	10	6	(D)	(D)	(D)	(D)	(D)	(D)	BB	BB
5112	Stationery and office supplies -----	62	40	91 818	28 909	217.6	10 981	4 320	154.2	546	217
5113	Industrial and personal service paper -----	15	11	(D)	(D)	(D)	(D)	(D)	(D)	CC	BB
512	Drugs, drug proprietaries, and druggists' sundries -----	54	31	184 727	79 126	133.5	15 680	5 401	190.3	506	279
5122	Drugs, drug proprietaries, and druggists' sundries -----	54	31	184 727	79 126	133.5	15 680	5 401	190.3	506	279
513	Apparel, piece goods, and notions -----	44	27	951 135	(D)	(D)	17 921	(D)	(D)	719	FF
5131	Piece goods, notions, and other dry goods -----	8	7	(D)	19 205	(D)	(D)	737	(D)	BB	44
5136	Men's and boys' clothing and furnishings -----	16	8	(D)	(D)	(D)	(D)	(D)	(D)	FF	EE
5137	Women's, children's, and infants' clothing and accessories -----	16	10	(D)	(D)	(D)	(D)	(D)	(D)	CC	CC
5139	Footwear -----	4	2	(D)	(D)	(D)	(D)	(D)	(D)	AA	AA
514	Groceries and related products -----	199	154	1 229 867	870 314	41.3	89 134	65 593	35.9	3 318	2 724
5141	Groceries, general line -----	30	19	310 325	173 344	79.0	17 653	10 332	70.9	685	454
5142	Packaged frozen foods -----	9	11	(D)	75 833	(D)	(D)	3 996	(D)	CC	123
5143	Dairy products, except dried or canned -----	14	15	40 900	37 609	8.8	3 564	2 823	26.2	130	145
5144	Poultry and poultry products -----	4	7	(D)	46 377	(D)	(D)	3 081	(D)	BB	104
5145	Confectionery -----	9	6	(D)	(D)	(D)	(D)	(D)	(D)	BB	104

Table 3. Comparative Statistics for the State: 1992 and 1987 — Con.

[For meaning of abbreviations and symbols, see introductory text. For explanation of terms and comparability of 1987 and 1992 censuses, see appendix A]

SIC code	Type of operation and kind of business	Establishments		Sales			Annual payroll			Paid employees for pay period including March 12	
		1992 (number)	1987 (number)	1992 (\$1,000)	1987 (\$1,000)	Percent change 1987 to 1992	1992 (\$1,000)	1987 (\$1,000)	Percent change 1987 to 1992	1992 (number)	1987 (number)
	Wholesale trade — Con.										
51	Nondurable goods — Con.										
514	Groceries and related products — Con.										
5146	Fish and seafoods	12	5	(D)	(D)	(D)	(D)	(D)	(D)	BB	BB
5147	Meats and meat products	15	16	162 819	131 649	23.7	8 506	6 585	29.2	259	229
5148	Fresh fruits and vegetables	19	12	(D)	61 251	(D)	(D)	7 550	(D)	EE	352
5149	Groceries and related products, n.e.c.	87	63	(D)	322 586	(D)	(D)	28 501	(D)	GG	1 197
515	Farm-product raw materials	13	10	(D)	24 409	(D)	(D)	597	(D)	BB	66
5153	Grain and field beans	4	6	(D)	(D)	(D)	(D)	(D)	(D)	AA	BB
5154	Livestock	6	—	26 317	(D)	(D)	378	(D)	(D)	CC	BB
5159	Farm-product raw materials, n.e.c.	3	4	(D)	(X)	(X)	(D)	(X)	(X)	BB	(—)
516	Chemicals and allied products	50	34	154 347	(D)	(D)	12 151	(D)	(D)	408	EE
5162	Plastics materials and basic forms and shapes	14	10	39 473	(D)	(D)	2 989	(D)	(D)	94	BB
5169	Chemicals and allied products, n.e.c.	36	24	114 874	(D)	(D)	9 162	(D)	(D)	314	CC
517	Petroleum and petroleum products	77	65	871 051	576 105	51.2	15 651	12 020	30.2	549	463
5171	Petroleum bulk stations and terminals	52	46	795 541	508 338	56.5	12 846	9 328	37.7	430	355
5172	Petroleum and petroleum products wholesalers, except bulk stations and terminals	25	19	75 510	67 767	11.4	2 805	2 692	4.2	119	108
518	Beer, wine, and distilled alcoholic beverages	21	25	483 650	249 183	94.1	40 127	21 918	83.1	1 060	805
5181	Beer and ale	13	12	(D)	115 032	(D)	(D)	10 554	(D)	FF	376
5182	Wine and distilled alcoholic beverages	8	13	(D)	134 151	(D)	(D)	11 364	(D)	FF	429
519	Miscellaneous nondurable goods	188	151	(D)	392 582	(D)	(D)	29 967	(D)	GG	1 949
5191	Farm supplies	45	38	72 746	51 896	40.2	4 997	3 773	32.4	261	212
5192	Books, periodicals, and newspapers	27	22	149 616	143 168	4.5	9 839	13 996	-29.7	614	789
5193	Flowers, nursery stock, and florists' supplies	25	15	18 370	12 030	52.7	2 558	2 035	25.7	143	151
5194	Tobacco and tobacco products	9	8	147 602	115 703	27.6	4 714	1 914	146.3	212	102
5198	Paints, varnishes, and supplies	12	9	22 007	14 195	55.0	1 487	1 047	42.0	59	53
5199	Nondurable goods, n.e.c.	70	59	(D)	55 590	(D)	(D)	7 202	(D)	FF	642
	Merchant wholesalers	1 843	1 401	5 199 731	3 795 369	37.0	514 589	317 709	62.0	18 946	15 348
50	Durable goods	1 224	938	2 484 062	2 048 046	21.3	306 488	189 724	61.5	11 240	9 143
501	Motor vehicles and motor vehicle parts and supplies	200	161	361 837	(D)	(D)	45 546	(D)	(D)	1 895	GG
5012	Automobiles and other motor vehicles	26	19	(D)	(D)	(D)	(D)	(D)	(D)	EE	EE
5013	Motor vehicle supplies and new parts	111	100	(D)	(D)	(D)	(D)	(D)	(D)	GG	FF
5014	Tires and tubes	27	12	(D)	(D)	(D)	(D)	(D)	(D)	CC	CC
5015	Motor vehicle parts, used	36	30	19 262	11 745	64.0	4 512	2 973	51.8	257	252
502	Furniture and homefurnishings	56	42	(D)	(D)	(D)	(D)	(D)	(D)	EE	EE
5021	Furniture	20	16	20 507	(D)	(D)	2 634	(D)	(D)	116	CC
5023	Homefurnishings	36	26	(D)	(D)	(D)	(D)	(D)	(D)	EE	EE
503	Lumber and other construction materials	106	78	226 912	(D)	(D)	23 274	(D)	(D)	852	FF
5031	Lumber, plywood, millwork, and wood panels	46	28	117 365	(D)	(D)	11 189	(D)	(D)	411	EE
5032	Brick, stone, and related construction materials	25	18	(D)	(D)	(D)	(D)	(D)	(D)	CC	CC
5033	Roofing, siding, and insulation materials	11	9	(D)	17 117	(D)	(D)	1 299	(D)	CC	64
5039	Construction materials, n.e.c.	24	23	(D)	(D)	(D)	(D)	(D)	(D)	CC	EE
504	Professional and commercial equipment and supplies	203	162	287 848	174 657	64.8	47 782	28 682	66.6	1 876	1 470
5043	Photographic equipment and supplies	5	2	(D)	(D)	(D)	(D)	(D)	(D)	BB	AA
5044	Office equipment	46	48	(D)	(D)	(D)	(D)	(D)	(D)	FF	FF
5045	Computers and computer peripheral equipment and software	63	41	85 611	39 938	114.4	13 136	4 721	178.2	486	245
5046	Commercial equipment, n.e.c.	39	33	(D)	(D)	(D)	(D)	(D)	(D)	EE	EE
5047	Medical, dental, and hospital equipment and supplies	29	24	(D)	(D)	(D)	(D)	(D)	(D)	CC	CC
5048	Ophthalmic goods	11	7	(D)	(D)	(D)	(D)	(D)	(D)	BB	BB
5049	Professional equipment and supplies, n.e.c.	10	7	(D)	(D)	(D)	(D)	(D)	(D)	CC	BB
505	Metals and minerals, except petroleum	21	17	(D)	30 132	(D)	(D)	2 813	(D)	CC	137
5051	Metals service centers and offices	19	16	53 949	(D)	(D)	6 809	(D)	(D)	197	CC
5052	Coal and other minerals and ores	2	1	(D)	(D)	(D)	(D)	(D)	(D)	AA	AA
506	Electrical goods	141	114	332 504	(D)	(D)	40 234	(D)	(D)	1 441	GG
5063	Electrical apparatus and equipment, wiring supplies, and construction materials	79	58	(D)	(D)	(D)	(D)	(D)	(D)	FF	FF
5064	Electrical appliances, television and radio sets	13	13	(D)	14 902	(D)	(D)	1 834	(D)	BB	105
5065	Electronic parts and equipment, n.e.c.	49	43	(D)	(D)	(D)	(D)	(D)	(D)	EE	EE
507	Hardware, and plumbing and heating equipment and supplies	111	86	(D)	188 961	(D)	(D)	20 400	(D)	GG	869
5072	Hardware	30	23	(D)	(D)	(D)	(D)	(D)	(D)	EE	EE
5074	Plumbing and heating equipment and supplies (hydronics)	48	35	(D)	107 080	(D)	(D)	10 841	(D)	FF	432
5075	Warm air heating and air-conditioning equipment and supplies	25	23	(D)	(D)	(D)	(D)	(D)	(D)	EE	CC
5078	Refrigeration equipment and supplies	8	5	(D)	(D)	(D)	(D)	(D)	(D)	BB	BB
508	Machinery, equipment, and supplies	259	186	568 882	(D)	(D)	64 770	(D)	(D)	2 140	GG
5082	Construction and mining (except petroleum) machinery and equipment	52	35	(D)	(D)	(D)	(D)	(D)	(D)	FF	FF
5083	Farm and garden machinery and equipment	21	15	(D)	(D)	(D)	(D)	(D)	(D)	CC	CC
5084	Industrial machinery and equipment	57	48	64 859	(D)	(D)	7 639	(D)	(D)	259	EE
5085	Industrial supplies	57	44	92 210	49 087	87.9	11 557	5 279	118.9	375	258
5087	Service establishment equipment and supplies	62	38	(D)	(D)	(D)	(D)	(D)	(D)	EE	CC
5088	Transportation equipment and supplies, except motor vehicles	10	6	5 841	15 632	-62.6	1 156	495	133.5	31	18
509	Miscellaneous durable goods	127	92	(D)	382 611	(D)	(D)	22 933	(D)	GG	1 158
5091	Sporting and recreational goods and supplies	32	17	(D)	(D)	(D)	(D)	(D)	(D)	EE	FF
5092	Toys and hobby goods and supplies	16	8	49 156	(D)	(D)	4 768	(D)	(D)	225	BB
5093	Scrap and waste materials	24	20	19 298	(D)	(D)	3 780	(D)	(D)	209	CC
5094	Jewelry, watches, precious stones, and precious metals	19	17	(D)	(D)	(D)	(D)	(D)	(D)	CC	BB
5099	Durable goods, n.e.c.	36	30	(D)	(D)	(D)	(D)	(D)	(D)	EE	EE

Table 3. Comparative Statistics for the State: 1992 and 1987 — Con.

[For meaning of abbreviations and symbols, see introductory text. For explanation of terms and comparability of 1987 and 1992 censuses, see appendix A]

SIC code	Type of operation and kind of business	Establishments		Sales			Annual payroll			Paid employees for pay period including March 12	
		1992 (number)	1987 (number)	1992 (\$1,000)	1987 (\$1,000)	Percent change 1987 to 1992	1992 (\$1,000)	1987 (\$1,000)	Percent change 1987 to 1992	1992 (number)	1987 (number)
Merchant wholesalers — Con.											
51	Nondurable goods	619	463	2 715 669	1 747 323	55.4	208 101	127 985	62.6	7 706	6 205
511	Paper and paper products	77	50	149 811	(D)	(D)	13 946	(D)	(D)	668	EE
5111	Printing and writing paper	8	5	(D)	(D)	(D)	(D)	(D)	(D)	BB	BB
5112	Stationery and office supplies	54	34	(D)	(D)	(D)	(D)	(D)	(D)	EE	CC
5113	Industrial and personal service paper	15	11	(D)	(D)	(D)	(D)	(D)	(D)	CC	BB
512	Drugs, drug proprietaries, and druggists' sundries	49	27	(D)	(D)	(D)	(D)	(D)	(D)	EE	EE
5122	Drugs, drug proprietaries, and druggists' sundries	49	27	(D)	(D)	(D)	(D)	(D)	(D)	EE	EE
513	Apparel, piece goods, and notions	34	20	(D)	31 154	(D)	(D)	2 829	(D)	EE	161
5131	Piece goods, notions, and other dry goods	6	6	3 227	(D)	(D)	430	(D)	(D)	22	BB
5136	Men's and boys' clothing and furnishings	12	5	(D)	(D)	(D)	(D)	(D)	(D)	EE	BB
5137	Women's, children's, and infants' clothing and accessories	12	7	(D)	7 177	(D)	(D)	860	(D)	BB	55
5139	Footwear	4	2	(D)	(D)	(D)	(D)	(D)	(D)	AA	AA
514	Groceries and related products	162	125	922 139	659 289	39.9	67 657	48 824	38.6	2 615	2 108
5141	Groceries, general line	29	18	(D)	(D)	(D)	(D)	(D)	(D)	FF	EE
5142	Packaged frozen foods	6	10	(D)	(D)	(D)	(D)	(D)	(D)	BB	CC
5143	Dairy products, except dried or canned	12	14	(D)	(D)	(D)	(D)	(D)	(D)	BB	CC
5144	Poultry and poultry products	4	7	(D)	46 377	(D)	(D)	3 081	(D)	BB	104
5145	Confectionery	8	3	(D)	(D)	(D)	(D)	(D)	(D)	BB	BB
5146	Fish and seafoods	12	5	(D)	(D)	(D)	(D)	(D)	(D)	BB	BB
5147	Meats and meat products	15	16	162 819	131 649	23.7	8 506	6 585	29.2	259	229
5148	Fresh fruits and vegetables	19	12	(D)	61 251	(D)	(D)	7 550	(D)	EE	352
5149	Groceries and related products, n.e.c.	57	40	(D)	153 649	(D)	(D)	13 793	(D)	FF	649
515	Farm-product raw materials	12	10	(D)	24 409	(D)	(D)	597	(D)	BB	66
5153	Grain and field beans	4	6	(D)	(D)	(D)	(D)	(D)	(D)	AA	BB
5154	Livestock	5	4	(D)	(D)	(D)	(D)	(D)	(D)	AA	BB
5159	Farm-product raw materials, n.e.c.	3	—	(D)	(X)	(X)	(D)	(X)	(X)	BB	—
516	Chemicals and allied products	36	25	99 855	(D)	(D)	8 291	(D)	(D)	304	CC
5162	Plastics materials and basic forms and shapes	10	7	(D)	(D)	(D)	(D)	(D)	(D)	BB	BB
5169	Chemicals and allied products, n.e.c.	26	18	(D)	48 958	(D)	(D)	4 478	(D)	CC	201
517	Petroleum and petroleum products	60	47	392 288	245 058	60.1	13 086	9 554	37.0	479	388
5171	Petroleum bulk stations and terminals	41	34	340 613	211 058	61.4	10 963	7 290	50.4	378	295
5172	Petroleum and petroleum products wholesalers, except bulk stations and terminals	19	13	51 675	34 000	52.0	2 123	2 264	-6.2	101	93
518	Beer, wine, and distilled alcoholic beverages	20	24	(D)	(D)	(D)	(D)	(D)	(D)	GG	FF
5181	Beer and ale	13	12	(D)	115 032	(D)	(D)	10 554	(D)	FF	376
5182	Wine and distilled alcoholic beverages	7	12	(D)	(D)	(D)	(D)	(D)	(D)	FF	EE
519	Miscellaneous nondurable goods	169	135	(D)	341 035	(D)	(D)	27 433	(D)	GG	1 847
5191	Farm supplies	43	36	(D)	(D)	(D)	(D)	(D)	(D)	EE	CC
5192	Books, periodicals, and newspapers	20	17	(D)	(D)	(D)	(D)	(D)	(D)	FF	FF
5193	Flowers, nursery stock, and florists' supplies	25	15	18 370	12 030	52.7	2 558	2 035	25.7	143	151
5194	Tobacco and tobacco products	9	8	147 602	115 703	27.6	4 714	1 914	146.3	212	102
5198	Paints, varnishes, and supplies	7	5	(D)	(D)	(D)	(D)	(D)	(D)	AA	BB
5199	Nondurable goods, n.e.c.	65	54	(D)	50 273	(D)	(D)	6 967	(D)	FF	630
Manufacturers' sales branches and sales offices											
50	Durable goods	80	62	579 394	453 714	27.7	44 974	26 659	68.7	1 193	913
501	Motor vehicles and motor vehicle parts and supplies	11	6	(D)	(D)	(D)	(D)	(D)	(D)	EE	BB
502	Furniture and home furnishings	1	—	(D)	(X)	(X)	(D)	(X)	(X)	AA	—
503	Lumber and other construction materials	16	5	33 244	(D)	(D)	3 099	(D)	(D)	104	BB
504	Professional and commercial equipment and supplies	19	21	163 317	86 270	89.3	19 559	8 801	122.2	377	241
505	Metals and minerals, except petroleum	1	—	(D)	(X)	(X)	(D)	(X)	(X)	AA	—
506	Electrical goods	16	5	34 755	(D)	(D)	4 776	(D)	(D)	125	BB
507	Hardware, and plumbing and heating equipment and supplies	2	5	(D)	6 687	(D)	(D)	1 705	(D)	AA	63
508	Machinery, equipment, and supplies	11	13	41 020	(D)	(D)	1 590	(D)	(D)	50	CC
509	Miscellaneous durable goods	3	7	(D)	(D)	(D)	(D)	(D)	(D)	CC	EE
51	Nondurable goods	81	63	1 691 505	1 105 877	53.0	36 713	29 405	24.9	1 389	1 143
511	Paper and paper products	10	4	27 333	(D)	(D)	2 429	(D)	(D)	99	BB
512	Drugs, drug proprietaries, and druggists' sundries	4	3	24 621	(D)	(D)	940	(D)	(D)	33	AA
513	Apparel, piece goods, and notions	5	4	(D)	(D)	(D)	(D)	(D)	(D)	EE	EE
514	Groceries and related products	23	22	173 543	(D)	(D)	17 781	(D)	(D)	641	FF
515	Farm-product raw materials	—	—	(D)	(D)	(D)	(D)	(D)	(D)	—	—
516	Chemicals and allied products	13	3	(D)	(D)	(D)	(D)	(D)	(D)	CC	AA
517	Petroleum and petroleum products	14	15	(D)	(D)	(D)	(D)	(D)	(D)	BB	BB
518	Beer, wine, and distilled alcoholic beverages	1	1	(D)	(D)	(D)	(D)	(D)	(D)	AA	AA
519	Miscellaneous nondurable goods	11	11	46 406	39 056	18.8	1 833	2 227	-17.7	73	86
Agents, brokers, and commission merchants											
50	Durable goods	38	35	160 214	47 700	235.9	5 508	2 404	129.1	163	114
501	Motor vehicles and motor vehicle parts and supplies	2	4	(D)	(D)	(D)	(D)	(D)	(D)	BB	AA
502	Furniture and home furnishings	1	2	(D)	(D)	(D)	(D)	(D)	(D)	AA	AA
503	Lumber and other construction materials	3	1	524	(D)	(D)	11	(D)	(D)	2	AA
504	Professional and commercial equipment and supplies	6	4	27 903	4 627	503.0	1 591	382	316.5	54	13
505	Metals and minerals, except petroleum	—	—	(D)	(D)	(D)	(D)	(D)	(D)	—	—
506	Electrical goods	9	10	28 429	(D)	(D)	1 296	(D)	(D)	32	BB

Table 3. Comparative Statistics for the State: 1992 and 1987 — Con.

[For meaning of abbreviations and symbols, see introductory text. For explanation of terms and comparability of 1987 and 1992 censuses, see appendix A]

SIC code	Type of operation and kind of business	Establishments		Sales			Annual payroll			Paid employees for pay period including March 12	
		1992 (number)	1987 (number)	1992 (\$1,000)	1987 (\$1,000)	Percent change 1987 to 1992	1992 (\$1,000)	1987 (\$1,000)	Percent change 1987 to 1992	1992 (number)	1987 (number)
	Agents, brokers, and commission merchants — Con.										
50	Durable goods — Con.										
507	Hardware, and plumbing and heating equipment and supplies.....	5	5	8 865	7 399	19.8	474	272	74.3	15	12
508	Machinery, equipment, and supplies	5	5	23 253	4 561	409.8	535	365	46.6	11	28
509	Miscellaneous durable goods	7	4	(D)	(D)	(D)	(D)	(D)	(D)	AA	AA
51	Nondurable goods	33	28	181 144	104 191	73.9	4 747	2 936	61.7	142	109
511	Paper and paper products	—	3	—	(D)	(D)	—	(D)	(D)	—	AA
512	Drugs, drug proprietaries, and druggists' sundries	1	1	(D)	(D)	(D)	(D)	(D)	(D)	AA	AA
513	Apparel, piece goods, and notions	5	3	2 224	(D)	(D)	64	(D)	(D)	10	AA
514	Groceries and related products	14	7	134 185	(D)	(D)	3 696	(D)	(D)	62	BB
515	Farm-product raw materials	1	—	(D)	(X)	(D)	(D)	(X)	(D)	BB	—
516	Chemicals and allied products	1	6	(D)	7 799	(D)	(D)	456	(D)	AA	12
517	Petroleum and petroleum products	3	3	(D)	(D)	(D)	(D)	(D)	(D)	AA	AA
518	Beer, wine, and distilled alcoholic beverages	—	—	—	—	—	—	—	—	—	—
519	Miscellaneous nondurable goods	8	5	(D)	12 491	(D)	(D)	307	(D)	BB	16

Table 4. Summary Statistics for Counties and for Places With 2,500 Inhabitants or More: 1992

[For meaning of abbreviations and symbols, see introductory text. For explanation of terms and comparability of 1987 and 1992 censuses, see appendix A. For information on geographic areas followed by ▲, see appendix F]

Geographic area	Estab-lish-ments (number)	Sales (\$1,000)	Annual payroll (\$1,000)	Paid employees for pay period including March 12 (number)	Merchant wholesalers			Other operating types		
					Estab-lish-ments (number)	Sales (\$1,000)	Annual payroll (\$1,000)	Paid employees for pay period including March 12 (number)	Estab-lish-ments (number)	Sales (\$1,000)
Nevada	2 075	7 811 988	606 531	21 833	1 843	5 199 731	514 589	18 946	232	2 612 257
Carson City (IC)	77	131 904	11 222	477	71	95 861	9 710	437	6	36 043
Churchill County	29	59 018	3 201	161	26	(D)	(D)	CC	3	(D)
Fallon	19	(D)	(D)	CC	16	(D)	(D)	BB	3	(D)
Balance of county	10	(D)	(D)	BB	10	(D)	(D)	BB	—	—
Clark County	1 135	4 759 753	354 491	12 781	1 008	2 951 149	297 668	11 007	127	1 808 604
Boulder City	13	8 494	1 245	57	13	8 494	1 245	57	—	—
Henderson	44	904 008	11 574	551	38	(D)	(D)	CC	6	(D)
Las Vegas	400	1 356 308	120 645	4 646	358	1 099 787	105 007	4 096	42	256 521
North Las Vegas	61	(D)	(D)	FF	59	(D)	(D)	FF	2	(D)
Balance of county	617	(D)	(D)	II	540	(D)	(D)	II	77	(D)
Douglas County	40	57 693	5 399	203	39	(D)	(D)	CC	1	(D)
Elko County	77	249 869	18 039	601	68	229 874	16 829	552	9	19 995
Elko	64	229 197	16 752	543	57	(D)	(D)	EE	7	(D)
Balance of county	13	20 672	1 287	58	11	(D)	(D)	BB	2	(D)
Esmeralda County	1	(D)	(D)	AA	1	(D)	(D)	AA	—	—
Eureka County	3	2 434	198	8	3	2 434	198	8	—	—
Humboldt County	30	57 105	3 612	174	25	41 918	3 086	155	5	15 187
Winnemucca	26	45 882	3 236	155	22	(D)	(D)	CC	4	(D)
Balance of county	4	11 223	376	19	3	(D)	(D)	AA	1	(D)
Lander County	10	18 097	1 276	43	10	18 097	1 276	43	—	—
Lincoln County	1	(D)	(D)	AA	1	(D)	(D)	AA	—	—
Lyon County	31	27 003	2 417	135	29	(D)	(D)	CC	2	(D)
Mineral County	2	(D)	(D)	BB	2	(D)	(D)	BB	—	—
Nye County	8	12 472	1 312	49	8	12 472	1 312	49	—	—
Pershing County	6	4 234	346	21	6	4 234	346	21	—	—
Storey County	—	—	—	—	—	—	—	—	—	—
Washoe County	608	2 395 288	202 549	7 044	529	1 681 967	171 168	6 083	79	713 321
Reno	277	861 191	81 292	3 022	238	652 777	66 795	2 600	39	208 414
Sparks	278	1 348 528	112 232	3 763	249	967 539	97 135	3 265	29	380 989
Balance of county	53	185 569	9 025	259	42	61 651	7 238	218	11	123 918
White Pine County	17	24 385	1 534	84	17	24 385	1 534	84	—	—
Ely	11	15 101	920	49	11	15 101	920	49	—	—
Balance of county	6	9 284	614	35	6	9 284	614	35	—	—

Table 5. Summary Statistics for Places With 200 Establishments or More: 1992

[For meaning of abbreviations and symbols, see introductory text. For explanation of terms and comparability of 1987 and 1992 censuses, see appendix A. For information on geographic areas followed by ▲, see appendix F]

SIC code	Geographic area and kind of business	Estab-lish-ments (number)	Sales (\$1,000)	Annual payroll (\$1,000)	Paid employees for pay period including March 12 (number)	Merchant wholesalers			Other operating types		
						Estab-lish-ments (number)	Sales (\$1,000)	Annual payroll (\$1,000)	Paid employees for pay period including March 12 (number)	Estab-lish-ments (number)	Sales (\$1,000)
LAS VEGAS											
	Wholesale trade	400	1 356 308	120 645	4 646	358	1 099 787	105 007	4 096	42	256 521
50	Durable goods	255	516 840	73 784	2 739	240	488 174	71 304	2 669	15	28 666
501	Motor vehicles and motor vehicle parts and supplies	27	28 024	5 799	296	26	(D)	(D)	EE	1	(D)
502	Furniture and homefurnishings	16	56 168	9 472	219	16	56 168	9 472	219	-	-
503	Lumber and other construction materials	17	38 147	3 500	129	17	38 147	3 500	129	-	-
504	Professional and commercial equipment and supplies	46	71 195	11 246	475	42	61 370	10 378	453	4	9 825
505	Metals and minerals, except petroleum	3	3 148	530	21	3	3 148	530	21	-	-
506	Electrical goods	40	110 153	14 921	492	37	101 251	13 886	458	3	8 902
507	Hardware, and plumbing and heating equipment and supplies	32	78 668	9 120	360	29	(D)	(D)	EE	3	(D)
508	Machinery, equipment, and supplies	46	51 626	6 757	249	43	(D)	(D)	CC	3	(D)
509	Miscellaneous durable goods	28	79 711	12 439	498	27	(D)	(D)	EE	1	(D)
51	Nondurable goods	145	839 468	46 861	1 907	118	611 613	33 703	1 427	27	227 855
511	Paper and paper products	16	22 793	2 779	137	12	(D)	(D)	BB	4	(D)
512	Drugs, drug proprietaries, and druggists' sundries	14	(D)	(D)	CC	13	(D)	(D)	CC	1	(D)
513	Apparel, piece goods, and notions	6	2 029	165	7	5	(D)	(D)	AA	1	(D)
514	Groceries and related products	52	381 844	24 766	975	43	263 940	15 905	657	9	117 904
515	Farm-product raw materials	-	-	-	-	-	-	-	-	-	-
516	Chemicals and allied products	8	41 616	2 453	76	6	(D)	(D)	BB	2	(D)
517	Petroleum and petroleum products	7	(D)	(D)	BB	4	(D)	(D)	BB	3	(D)
518	Beer, wine, and distilled alcoholic beverages	-	-	-	-	-	-	-	-	-	-
519	Miscellaneous nondurable goods	42	(D)	(D)	EE	35	(D)	(D)	EE	7	(D)
RENO											
	Wholesale trade	277	861 191	81 292	3 022	238	652 777	66 795	2 600	39	208 414
50	Durable goods	201	445 917	50 714	1 779	178	325 773	41 971	1 610	23	120 144
501	Motor vehicles and motor vehicle parts and supplies	30	(D)	(D)	EE	28	(D)	(D)	EE	2	(D)
502	Furniture and homefurnishings	8	(D)	(D)	BB	6	(D)	(D)	BB	2	(D)
503	Lumber and other construction materials	10	(D)	(D)	CC	9	(D)	(D)	CC	1	(D)
504	Professional and commercial equipment and supplies	50	105 304	19 763	593	44	(D)	(D)	EE	6	(D)
505	Metals and minerals, except petroleum	1	(D)	(D)	AA	1	(D)	(D)	AA	-	-
506	Electrical goods	21	66 704	4 784	171	16	59 123	4 386	162	5	7 581
507	Hardware, and plumbing and heating equipment and supplies	14	30 463	3 922	142	12	(D)	(D)	CC	2	(D)
508	Machinery, equipment, and supplies	41	73 445	6 627	215	36	30 012	6 051	191	5	43 433
509	Miscellaneous durable goods	26	(D)	(D)	CC	26	(D)	(D)	CC	-	-
51	Nondurable goods	76	415 274	30 578	1 243	60	327 004	24 824	990	16	88 270
511	Paper and paper products	16	31 198	3 374	154	13	(D)	(D)	CC	3	(D)
512	Drugs, drug proprietaries, and druggists' sundries	6	10 369	735	37	4	(D)	(D)	AA	2	(D)
513	Apparel, piece goods, and notions	7	(D)	(D)	BB	5	(D)	(D)	BB	2	(D)
514	Groceries and related products	19	151 278	14 074	535	13	116 717	9 887	349	6	34 561
515	Farm-product raw materials	2	(D)	(D)	AA	2	(D)	(D)	AA	-	-
516	Chemicals and allied products	2	(D)	(D)	AA	1	(D)	(D)	AA	1	(D)
517	Petroleum and petroleum products	5	39 402	847	39	4	(D)	(D)	BB	1	(D)
518	Beer, wine, and distilled alcoholic beverages	1	(D)	(D)	CC	1	(D)	(D)	CC	-	-
519	Miscellaneous nondurable goods	18	126 311	6 952	329	17	(D)	(D)	EE	1	(D)
SPARKS											
	Wholesale trade	278	1 348 528	112 232	3 763	249	967 539	97 135	3 265	29	380 989
50	Durable goods	186	797 217	72 754	2 390	170	546 849	59 283	1 957	16	250 368
501	Motor vehicles and motor vehicle parts and supplies	24	288 475	18 626	694	21	(D)	(D)	EE	3	(D)
502	Furniture and homefurnishings	9	10 295	943	41	9	10 295	943	41	-	-
503	Lumber and other construction materials	19	34 177	3 738	128	16	(D)	(D)	CC	3	(D)
504	Professional and commercial equipment and supplies	22	(D)	(D)	CC	19	(D)	(D)	CC	3	(D)
505	Metals and minerals, except petroleum	3	(D)	(D)	BB	3	(D)	(D)	BB	-	-
506	Electrical goods	22	38 955	5 558	147	20	(D)	(D)	CC	2	(D)

Table 5. Summary Statistics for Places With 200 Establishments or More: 1992 —Con.

[For meaning of abbreviations and symbols, see introductory text. For explanation of terms and comparability of 1987 and 1992 censuses, see appendix A. For information on geographic areas followed by ▲, see appendix F]

SIC code	Geographic area and kind of business	Estab-lish-ments (number)	Sales (\$1,000)	Annual payroll (\$1,000)	Paid employees for pay period including March 12 (number)	Merchant wholesalers				Other operating types	
						Estab-lish-ments (number)	Sales (\$1,000)	Annual payroll (\$1,000)	Paid employees for pay period including March 12 (number)	Estab-lish-ments (number)	Sales (\$1,000)
SPARKS—Con.											
50 Durable goods —Con.											
507	Hardware, and plumbing and heating equipment and supplies	16	75 842	8 045	310	16	75 842	8 045	310	—	—
508	Machinery, equipment, and supplies	51	192 529	20 590	637	49	(D)	(D)	FF	2	(D)
509	Miscellaneous durable goods	20	(D)	(D)	CC	17	(D)	(D)	CC	3	(D)
51	Nondurable goods	92	551 311	39 478	1 373	79	420 690	37 852	1 308	13	130 621
511	Paper and paper products	14	(D)	(D)	BB	13	(D)	(D)	BB	1	(D)
512	Drugs, drug proprietaries, and druggists' sundries	4	4 718	563	24	4	4 718	563	24	—	—
513	Apparel, piece goods, and notions	11	40 796	7 991	237	10	(D)	(D)	CC	1	(D)
514	Groceries and related products	20	83 357	9 718	368	16	(D)	(D)	EE	4	(D)
515	Farm-product raw materials	1	(D)	(D)	AA	1	(D)	(D)	AA	—	—
516	Chemicals and allied products	10	20 904	3 384	110	9	(D)	(D)	CC	1	(D)
517	Petroleum and petroleum products	11	226 826	4 480	121	5	108 348	3 900	104	6	118 478
518	Beer, wine, and distilled alcoholic beverages	4	94 568	7 096	215	4	94 568	7 096	215	—	—
519	Miscellaneous nondurable goods	17	(D)	(D)	CC	17	(D)	(D)	CC	—	—

Table 6. Summary Statistics for Counties With 200 Establishments or More: 1992

[For meaning of abbreviations and symbols, see introductory text. For explanation of terms and comparability of 1987 and 1992 censuses, see appendix A. For information on geographic areas followed by ▲, see appendix F]

SIC code	Geographic area and kind of business	Estab-lish-ments (number)	Sales (\$1,000)	Annual payroll (\$1,000)	Paid employees for pay period including March 12 (number)	Merchant wholesalers				Other operating types	
						Estab-lish-ments (number)	Sales (\$1,000)	Annual payroll (\$1,000)	Paid employees for pay period including March 12 (number)	Estab-lish-ments (number)	Sales (\$1,000)
CLARK COUNTY											
	Wholesale trade	1 135	4 759 753	354 491	12 781	1 008	2 951 149	297 668	11 007	127	1 808 604
50	Durable goods	746	(D)	(D)	11	680	(D)	(D)	11	66	(D)
501	Motor vehicles and motor vehicle parts and supplies	111	(D)	(D)	GG	104	(D)	(D)	FF	7	48 236
5012	Automobiles and other motor vehicles	10	92 087	4 701	168	9	(D)	(D)	CC	1	(D)
5013	Motor vehicle supplies and new parts	68	77 474	13 682	599	62	(D)	(D)	FF	6	(D)
5014	Tires and tubes	10	(D)	(D)	CC	10	(D)	(D)	CC	—	—
5015	Motor vehicle parts, used	23	(D)	(D)	CC	23	(D)	(D)	CC	—	—
502	Furniture and homefurnishings	38	(D)	(D)	EE	38	(D)	(D)	EE	—	—
5021	Furniture	12	7 548	744	42	12	7 548	744	42	—	—
5023	Homefurnishings	26	(D)	(D)	EE	26	(D)	(D)	EE	—	—
503	Lumber and other construction materials	76	183 468	17 737	640	64	161 758	15 203	552	12	21 710
5031	Lumber, plywood, millwork, and wood panels	30	91 281	8 777	319	27	87 898	8 168	296	3	3 383
5032	Brick, stone, and related construction materials	21	34 747	4 147	134	15	(D)	(D)	BB	6	(D)
5033	Roofing, siding, and insulation materials	6	(D)	(D)	BB	6	(D)	(D)	BB	—	—
5039	Construction materials, n.e.c.	19	(D)	(D)	CC	16	(D)	(D)	CC	3	(D)
504	Professional and commercial equipment and supplies	136	259 477	41 721	1 449	121	174 441	28 563	1 166	15	85 036
5043	Photographic equipment and supplies	4	5 310	591	26	4	5 310	591	26	—	—
5044	Office equipment	27	51 547	10 289	444	25	(D)	(D)	EE	2	(D)
5045	Computers and computer peripheral equipment and software	43	(D)	(D)	EE	36	(D)	(D)	EE	7	50 433
5046	Commercial equipment, n.e.c.	26	(D)	(D)	EE	23	(D)	(D)	CC	3	9 731
5047	Medical, dental, and hospital equipment and supplies	21	29 692	5 003	147	19	(D)	(D)	CC	2	(D)
5048	Ophthalmic goods	10	10 429	1 596	59	9	(D)	(D)	BB	1	(D)
5049	Professional equipment and supplies, n.e.c.	5	(D)	(D)	BB	5	(D)	(D)	BB	—	—
505	Metals and minerals, except petroleum	15	(D)	(D)	CC	14	(D)	(D)	CC	1	(D)
5051	Metals service centers and offices	14	(D)	(D)	CC	13	(D)	(D)	CC	1	(D)
5052	Coal and other minerals and ores	1	(D)	(D)	AA	1	(D)	(D)	AA	—	—
506	Electrical goods	102	263 599	33 162	1 187	86	216 155	28 260	1 056	16	47 444
5063	Electrical apparatus and equipment, wiring supplies, and construction materials	60	187 302	19 340	793	49	153 739	15 692	702	11	33 563
5064	Electrical appliances, television and radio sets	10	21 185	1 502	66	9	(D)	(D)	BB	1	(D)
5065	Electronic parts and equipment, n.e.c.	32	55 112	12 320	328	28	(D)	(D)	EE	4	(D)
507	Hardware, and plumbing and heating equipment and supplies	73	179 820	18 491	711	68	(D)	(D)	FF	5	(D)
5072	Hardware	19	(D)	(D)	CC	18	(D)	(D)	CC	1	(D)
5074	Plumbing and heating equipment and supplies (hydronics)	29	75 384	5 471	193	29	75 384	5 471	193	—	—
5075	Warm air heating and air-conditioning equipment and supplies	21	58 477	6 373	278	17	49 901	5 900	263	4	8 576
5078	Refrigeration equipment and supplies	4	(D)	(D)	AA	4	(D)	(D)	AA	—	—

Table 6. Summary Statistics for Counties With 200 Establishments or More: 1992 — Con.

[For meaning of abbreviations and symbols, see introductory text. For explanation of terms and comparability of 1987 and 1992 censuses, see appendix A. For information on geographic areas followed by ▲, see appendix F]

SIC code	Geographic area and kind of business	Estab-lish-ments (number)	Sales (\$1,000)	Annual payroll (\$1,000)	Paid employees for pay period including March 12 (number)	Merchant wholesalers			Other operating types		
						Estab-lish-ments (number)	Sales (\$1,000)	Annual payroll (\$1,000)	Paid employees for pay period including March 12 (number)	Estab-lish-ments (number)	Sales (\$1,000)
CLARK COUNTY — Con.											
50	Durable goods — Con.										
508	Machinery, equipment, and supplies -----	127	220 878	27 282	954	120	209 325	26 413	939	7	11 553
5082	Construction and mining (except petroleum) machinery and equipment -----	24	95 733	10 674	355	24	95 733	10 674	355	—	—
5083	Farm and garden machinery and equipment -----	8	13 494	1 698	62	8	13 494	1 698	62	—	—
5084	Industrial machinery and equipment -----	28	20 892	2 760	107	26	(D)	(D)	CC	2	(D)
5085	Industrial supplies -----	23	(D)	(D)	CC	22	(D)	(D)	CC	1	(D)
5087	Service establishment equipment and supplies -----	38	(D)	(D)	CC	37	(D)	(D)	CC	1	(D)
5088	Transportation equipment and supplies, except motor vehicles -----	6	(D)	(D)	BB	3	(D)	(D)	BB	3	6 319
509	Miscellaneous durable goods -----	68	(D)	(D)	FF	65	(D)	(D)	FF	3	(D)
5091	Sporting and recreational goods and supplies -----	15	27 791	3 329	108	14	(D)	(D)	CC	1	(D)
5092	Toys and hobby goods and supplies -----	11	45 777	4 116	201	11	45 777	4 116	201	—	—
5093	Scrap and waste materials -----	7	(D)	(D)	BB	7	(D)	(D)	BB	—	—
5094	Jewelry, watches, precious stones, and precious metals -----	17	30 129	3 306	111	17	30 129	3 306	111	—	—
5099	Durable goods, n.e.c. -----	18	(D)	(D)	EE	16	(D)	(D)	EE	2	(D)
51	Nondurable goods -----	389	(D)	(D)	II	328	(D)	(D)	HH	61	(D)
511	Paper and paper products -----	46	103 989	9 733	482	40	84 259	8 003	408	6	19 730
5111	Printing and writing paper -----	8	25 341	1 319	51	6	(D)	(D)	BB	2	(D)
5112	Stationery and office supplies -----	32	(D)	(D)	EE	28	(D)	(D)	EE	4	(D)
5113	Industrial and personal service paper -----	6	(D)	(D)	CC	6	(D)	(D)	CC	—	—
512	Drugs, drug proprietaries, and druggists' sundries -----	37	159 381	12 851	384	34	141 958	12 149	363	3	17 423
5122	Drugs, drug proprietaries, and druggists' sundries -----	37	159 381	12 851	384	34	141 958	12 149	363	3	17 423
513	Apparel, piece goods, and notions -----	23	(D)	(D)	EE	16	21 014	2 236	69	7	(D)
5131	Piece goods, notions, and other dry goods -----	3	1 002	63	3	2	(D)	(D)	AA	1	(D)
5136	Men's and boys' clothing and furnishings -----	7	(D)	(D)	EE	4	13 852	1 757	48	3	(D)
5137	Women's, children's, and infants' clothing and accessories -----	10	(D)	(D)	CC	7	(D)	(D)	AA	3	(D)
5139	Footwear -----	3	4 298	102	5	3	4 298	102	5	—	—
514	Groceries and related products -----	127	905 211	59 236	2 154	111	(D)	(D)	GG	16	(D)
5141	Groceries, general line -----	23	(D)	(D)	EE	22	(D)	(D)	EE	1	(D)
5142	Packages, frozen foods -----	8	(D)	(D)	BB	5	(D)	(D)	BB	3	(D)
5143	Dairy products, except dried or canned -----	6	(D)	(D)	BB	5	(D)	(D)	BB	1	(D)
5144	Poultry and poultry products -----	2	(D)	(D)	BB	2	(D)	(D)	BB	—	—
5145	Confectionery -----	7	17 789	1 393	48	7	17 789	1 393	48	—	—
5146	Fish and seafoods -----	10	28 996	1 326	45	10	28 996	1 326	45	—	—
5147	Meats and meat products -----	7	103 001	5 661	134	7	103 001	5 661	134	—	—
5148	Fresh fruits and vegetables -----	16	(D)	(D)	EE	16	(D)	(D)	EE	—	—
5149	Groceries and related products, n.e.c. -----	48	326 594	28 852	1 012	37	(D)	(D)	FF	11	(D)
515	Farm-product raw materials -----	1	(D)	(D)	AA	1	(D)	(D)	AA	—	—
5153	Grain and field beans -----	—	—	—	—	—	—	—	—	—	—
5154	Livestock -----	1	(D)	(D)	AA	1	(D)	(D)	AA	—	—
5159	Farm-product raw materials, n.e.c. -----	—	—	—	—	—	—	—	—	—	—
516	Chemicals and allied products -----	21	(D)	(D)	CC	15	(D)	(D)	CC	6	13 842
5162	Plastics materials and basic forms and shapes -----	7	14 383	2 213	68	5	(D)	(D)	BB	2	(D)
5169	Chemicals and allied products, n.e.c. -----	14	(D)	(D)	CC	10	(D)	(D)	CC	4	(D)
517	Petroleum and petroleum products -----	22	(D)	(D)	CC	16	(D)	(D)	CC	6	(D)
5171	Petroleum bulk stations and terminals -----	12	(D)	(D)	CC	8	(D)	(D)	CC	4	(D)
5172	Petroleum and petroleum products wholesalers, except bulk stations and terminals -----	10	(D)	(D)	BB	8	(D)	(D)	BB	2	(D)
518	Beer, wine, and distilled alcoholic beverages -----	7	(D)	(D)	FF	6	(D)	(D)	FF	1	(D)
5181	Beer and ale -----	2	(D)	(D)	CC	2	(D)	(D)	CC	—	—
5182	Wine and distilled alcoholic beverages -----	5	(D)	(D)	EE	4	(D)	(D)	EE	1	(D)
519	Miscellaneous nondurable goods -----	105	(D)	(D)	GG	89	(D)	(D)	FF	16	(D)
5191	Farm supplies -----	8	(D)	(D)	BB	7	(D)	(D)	BB	1	(D)
5192	Books, periodicals, and newspapers -----	20	57 035	3 788	283	14	26 564	3 098	259	6	30 471
5193	Flowers, nursery stock, and florists' supplies -----	18	(D)	(D)	BB	18	(D)	(D)	BB	—	—
5194	Tobacco and tobacco products -----	2	(D)	(D)	BB	2	(D)	(D)	BB	—	—
5198	Paints, varnishes, and supplies -----	7	(D)	(D)	BB	3	(D)	(D)	AA	4	(D)
5199	Nondurable goods, n.e.c. -----	50	(D)	(D)	EE	45	(D)	(D)	EE	5	2 879
WASHOE COUNTY (Coextensive with Reno, NV MSA; see table 7.)											

Table 7. Summary Statistics for Metropolitan Areas: 1992

[For meaning of abbreviations and symbols, see introductory text. For explanation of terms and comparability of 1987 and 1992 censuses, see appendix A. For definitions of CMSA's, MSA's, and PMSA's, see appendix D]

SIC code	Geographic area and kind of business	Estab-lishments (number)	Sales (\$1,000)	Annual payroll (\$1,000)	Paid employees for pay period including March 12 (number)	Merchant wholesalers				Other operating types	
						Estab-lishments (number)	Sales (\$1,000)	Annual payroll (\$1,000)	Paid employees for pay period including March 12 (number)	Estab-lishments (number)	Sales (\$1,000)
LAS VEGAS, NV-AZ MSA											
	Wholesale trade -----	1 288	5 041 359	377 583	13 896	1 154	3 210 322	319 038	12 042	134	1 831 037
50	Durable goods -----	850	1 735 083	214 147	7 941	782	1 451 028	186 879	7 210	68	284 055
501	Motor vehicles and motor vehicle parts and supplies -----	130	222 520	26 794	1 161	123	174 284	25 870	1 107	7	48 236
5012	Automobiles and other motor vehicles -----	12	(D)	(D)	CC	11	(D)	(D)	CC	1	(D)
5013	Motor vehicle supplies and new parts -----	82	88 867	15 379	700	76	(D)	(D)	FF	6	(D)
5014	Tires and tubes -----	11	26 830	3 466	117	11	26 830	3 466	117	--	--
5015	Motor vehicle parts, used -----	25	(D)	(D)	CC	25	(D)	(D)	CC	--	--
502	Furniture and home furnishings -----	42	77 446	12 259	341	42	77 446	12 259	341	--	--
5021	Furniture -----	12	7 548	744	42	12	7 548	744	42	--	--
5023	Home furnishings -----	30	69 898	11 515	299	30	69 898	11 515	299	--	--
503	Lumber and other construction materials -----	97	205 167	20 597	776	85	183 457	18 063	688	12	21 710
5031	Lumber, plywood, millwork, and wood panels -----	39	97 113	9 878	382	36	93 730	9 269	359	3	3 383
5032	Brick, stone, and related construction materials -----	27	45 022	5 240	180	21	(D)	(D)	CC	6	(D)
5033	Roofing, siding, and insulation materials -----	9	39 191	2 046	79	9	39 191	2 046	79	--	--
5039	Construction materials, n.e.c. -----	22	23 841	3 433	135	19	(D)	(D)	CC	3	(D)
504	Professional and commercial equipment and supplies -----	146	263 673	42 429	1 497	131	178 637	29 271	1 214	15	85 036
5043	Photographic equipment and supplies -----	4	5 310	591	26	4	5 310	591	26	--	--
5044	Office equipment -----	31	53 557	10 670	470	29	(D)	(D)	EE	2	(D)
5045	Computers and computer peripheral equipment and software -----	44	101 142	14 615	439	37	50 709	6 998	299	7	50 433
5046	Commercial equipment, n.e.c. -----	27	54 521	8 276	295	24	44 790	6 464	229	3	9 731
5047	Medical, dental, and hospital equipment and supplies -----	24	30 393	5 159	155	22	(D)	(D)	CC	2	(D)
5048	Ophthalmic goods -----	10	10 429	1 596	59	9	(D)	(D)	BB	1	(D)
5049	Professional equipment and supplies, n.e.c. -----	6	8 321	1 522	53	6	8 321	1 522	53	--	--
505	Metals and minerals, except petroleum -----	17	(D)	(D)	CC	15	(D)	(D)	CC	2	(D)
5051	Metals service centers and offices -----	16	34 336	3 717	144	14	(D)	(D)	CC	2	(D)
5052	Coal and other minerals and ores -----	1	(D)	(D)	AA	1	(D)	(D)	AA	--	--
506	Electrical goods -----	113	268 951	33 831	1 225	97	221 507	28 929	1 094	16	47 444
5063	Electrical apparatus and equipment, wiring supplies, and construction materials -----	66	191 007	19 665	813	55	157 444	16 017	722	11	33 563
5064	Electrical appliances, television and radio sets -----	10	21 185	1 502	66	9	(D)	(D)	BB	1	(D)
5065	Electronic parts and equipment, n.e.c. -----	37	56 759	12 664	346	33	(D)	(D)	EE	4	(D)
507	Hardware, and plumbing and heating equipment and supplies -----	92	255 939	23 004	913	86	(D)	(D)	FF	6	(D)
5072	Hardware -----	23	92 328	8 674	328	22	(D)	(D)	EE	1	(D)
5074	Plumbing and heating equipment and supplies (hydronics) -----	41	(D)	(D)	EE	40	87 180	6 797	(D)	1	(D)
5075	Warm air heating and air-conditioning equipment and supplies -----	24	60 785	6 579	291	20	52 209	6 106	276	4	8 576
5078	Refrigeration equipment and supplies -----	4	(D)	(D)	AA	4	(D)	(D)	AA	--	--
508	Machinery, equipment, and supplies -----	137	227 994	28 544	1 018	130	216 441	27 675	1 003	7	11 553
5082	Construction and mining (except petroleum) machinery and equipment -----	28	100 445	11 606	401	28	100 445	11 606	401	--	--
5083	Farm and garden machinery and equipment -----	8	13 494	1 698	62	8	13 494	1 698	62	--	--
5084	Industrial machinery and equipment -----	31	22 424	2 932	114	29	(D)	(D)	CC	2	(D)
5085	Industrial supplies -----	24	35 036	4 779	161	23	(D)	(D)	CC	1	(D)
5087	Service establishment equipment and supplies -----	39	46 754	6 256	252	38	(D)	(D)	CC	1	(D)
5088	Transportation equipment and supplies, except motor vehicles -----	7	9 841	1 273	28	4	3 522	836	22	3	6 319
509	Miscellaneous durable goods -----	76	(D)	(D)	FF	73	(D)	(D)	FF	3	(D)
5091	Sporting and recreational goods and supplies -----	18	28 999	3 496	125	17	(D)	(D)	CC	1	(D)
5092	Toys and hobby goods and supplies -----	11	45 777	4 116	201	11	45 777	4 116	201	--	--
5093	Scrap and waste materials -----	8	5 879	921	57	8	5 879	921	57	--	--
5094	Jewelry, watches, precious stones, and precious metals -----	20	31 202	3 507	118	20	31 202	3 507	118	--	--
5099	Durable goods, n.e.c. -----	19	(D)	(D)	EE	17	(D)	(D)	EE	2	(D)
51	Nondurable goods -----	438	3 306 276	163 436	5 955	372	1 759 294	132 159	4 832	66	1 546 982
511	Paper and paper products -----	50	113 287	10 343	512	44	93 557	8 613	438	6	19 730
5111	Printing and writing paper -----	8	25 341	1 319	51	6	(D)	(D)	BB	2	(D)
5112	Stationery and office supplies -----	34	54 600	6 070	323	30	(D)	(D)	EE	4	(D)
5113	Industrial and personal service paper -----	8	33 346	2 954	138	8	33 346	2 954	138	--	--
512	Drugs, drug proprietaries, and druggists' sundries -----	37	159 381	12 851	384	34	141 958	12 149	363	3	17 423
5122	Drugs, drug proprietaries, and druggists' sundries -----	37	159 381	12 851	384	34	141 958	12 149	363	3	17 423
513	Apparel, piece goods, and notions -----	23	(D)	(D)	EE	16	21 014	2 236	(D)	7	(D)
5131	Piece goods, notions, and other dry goods -----	3	1 002	63	3	2	(D)	(D)	AA	1	(D)
5136	Men's and boys' clothing and furnishings -----	7	(D)	(D)	EE	4	13 852	1 757	(D)	3	(D)
5137	Women's, children's, and infants' clothing and accessories -----	10	(D)	(D)	CC	7	(D)	(D)	AA	3	(D)
5139	Footwear -----	3	4 298	102	5	3	4 298	102	5	--	--
514	Groceries and related products -----	140	948 012	62 345	2 274	120	712 902	46 825	1 816	20	235 110
5141	Groceries, general line -----	25	252 574	11 928	502	24	(D)	(D)	EE	1	(D)
5142	Packaged frozen foods -----	9	120 243	3 728	94	6	(D)	(D)	BB	3	(D)
5143	Dairy products, except dried or canned -----	7	17 871	1 772	56	6	(D)	(D)	BB	1	(D)
5144	Poultry and poultry products -----	3	(D)	(D)	BB	3	(D)	(D)	BB	--	--
5145	Confectionery -----	7	17 789	1 393	48	7	17 789	1 393	48	--	--

Table 7. Summary Statistics for Metropolitan Areas: 1992 – Con.

[For meaning of abbreviations and symbols, see introductory text. For explanation of terms and comparability of 1987 and 1992 censuses, see appendix A. For definitions of CMSA's, MSA's, and PMSA's, see appendix D]

SIC code	Geographic area and kind of business	Estab-lish-ments (number)	Sales (\$1,000)	Annual payroll (\$1,000)	Paid employees for pay period including March 12 (number)	Merchant wholesalers			Other operating types	
						Estab-lish-ments (number)	Sales (\$1,000)	Annual payroll (\$1,000)	Paid employees for pay period including March 12 (number)	Estab-lish-ments (number)
LAS VEGAS, NV-AZ MSA – Con.										
51	Nondurable goods – Con.									
514	Groceries and related products – Con.									
5146	Fish and seafoods	10	28 996	1 326	45	10	28 996	1 326	45	–
5147	Meats and meat products	7	103 001	5 661	134	7	103 001	5 661	134	–
5148	Fresh fruits and vegetables	17	53 910	5 335	274	17	53 910	5 335	274	–
5149	Groceries and related products, n.e.c.	55	(D)	(D)	GG	40	(D)	(D)	FF	15 178 089
515	Farm-product raw materials	3	4 651	476	26	3	4 651	476	26	–
5153	Grain and field beans	1	(D)	(D)	AA	1	(D)	(D)	AA	–
5154	Livestock	1	(D)	(D)	AA	1	(D)	(D)	AA	–
5159	Farm-product raw materials, n.e.c.	1	(D)	(D)	AA	1	(D)	(D)	AA	–
516	Chemicals and allied products	22	65 311	5 669	206	16	51 469	3 390	142	6 13 842
5162	Plastics materials and basic forms and shapes ...	7	14 383	2 213	68	5	(D)	(D)	BB	2 (D)
5169	Chemicals and allied products, n.e.c.	15	50 928	3 456	138	11	(D)	(D)	CC	4 (D)
517	Petroleum and petroleum products	36	516 812	8 216	325	29	173 712	6 338	278	7 343 100
5171	Petroleum bulk stations and terminals	21	484 002	5 954	202	16	(D)	(D)	CC	5 (D)
5172	Petroleum and petroleum products wholesalers, except bulk stations and terminals	15	32 810	2 262	123	13	(D)	(D)	CC	2 (D)
518	Beer, wine, and distilled alcoholic beverages	14	344 318	27 201	694	13	(D)	(D)	FF	1 (D)
5181	Beer and ale	5	123 649	8 642	262	5	123 649	8 642	262	–
5182	Wine and distilled alcoholic beverages	9	220 669	18 559	432	8	(D)	(D)	EE	1 (D)
519	Miscellaneous nondurable goods	113	(D)	(D)	GG	97	(D)	(D)	GG	16 (D)
5191	Farm supplies	10	19 451	2 196	81	9	(D)	(D)	BB	1 (D)
5192	Books, periodicals, and newspapers	20	57 035	3 788	283	14	26 564	3 099	259	6 30 471
5193	Flowers, nursery stock, and florists' supplies	20	12 120	1 681	97	20	12 120	1 681	97	–
5194	Tobacco and tobacco products	3	(D)	(D)	CC	3	(D)	(D)	CC	–
5198	Paints, varnishes, and supplies	8	(D)	(D)	BB	4	(D)	(D)	AA	4 (D)
5199	Nondurable goods, n.e.c.	52	74 582	16 149	477	47	71 703	15 865	455	5 2 879
RENO, NV MSA										
	Wholesale trade	608	2 395 288	202 549	7 044	529	1 681 967	171 168	6 083	79 713 321
50	Durable goods	425	1 363 396	129 299	4 349	379	908 237	106 098	3 715	46 455 159
501	Motor vehicles and motor vehicle parts and supplies	60	404 387	27 072	1 037	55	(D)	(D)	FF	5 (D)
5012	Automobiles and other motor vehicles	12	(D)	(D)	CC	12	(D)	(D)	CC	–
5013	Motor vehicle supplies and new parts	32	(D)	(D)	FF	28	(D)	(D)	EE	4 (D)
5014	Tires and tubes	8	(D)	(D)	BB	7	(D)	(D)	BB	1 (D)
5015	Motor vehicle parts, used	8	(D)	(D)	CC	8	(D)	(D)	CC	–
502	Furniture and homefurnishings	17	(D)	(D)	CC	15	(D)	(D)	CC	2 (D)
5021	Furniture	8	12 959	1 890	74	8	12 959	1 890	74	–
5023	Homefurnishings	9	(D)	(D)	BB	7	(D)	(D)	BB	2 (D)
503	Lumber and other construction materials	35	65 506	7 660	274	30	(D)	(D)	EE	5 (D)
5031	Lumber, plywood, millwork, and wood panels	18	27 086	2 867	104	15	25 730	2 727	99	3 1 356
5032	Brick, stone, and related construction materials	6	(D)	(D)	BB	4	3 553	539	(D)	2 (D)
5033	Roofing, siding, and insulation materials	5	(D)	(D)	BB	5	(D)	(D)	BB	–
5039	Construction materials, n.e.c.	6	(D)	(D)	BB	6	(D)	(D)	BB	–
504	Professional and commercial equipment and supplies	75	209 948	25 820	789	65	103 764	17 828	641	10 106 184
5043	Photographic equipment and supplies	1	(D)	(D)	AA	–	–	–	(D)	1 (D)
5044	Office equipment	16	(D)	(D)	CC	15	(D)	(D)	CC	1 (D)
5045	Computers and computer peripheral equipment and software	27	59 728	11 924	281	22	35 322	6 146	190	5 24 406
5046	Commercial equipment, n.e.c.	15	(D)	(D)	CC	14	(D)	(D)	CC	1 (D)
5047	Medical, dental, and hospital equipment and supplies	9	(D)	(D)	BB	8	(D)	(D)	BB	1 (D)
5048	Ophthalmic goods	1	(D)	(D)	AA	1	(D)	(D)	AA	–
5049	Professional equipment and supplies, n.e.c.	6	(D)	(D)	BB	5	(D)	(D)	BB	1 (D)
505	Metals and minerals, except petroleum	5	(D)	(D)	BB	5	(D)	(D)	BB	–
5051	Metals service centers and offices	4	(D)	(D)	BB	4	(D)	(D)	BB	–
5052	Coal and other minerals and ores	1	(D)	(D)	AA	1	(D)	(D)	AA	–
506	Electrical goods	48	119 720	11 804	347	39	103 980	10 634	321	9 15 740
5063	Electrical apparatus and equipment, wiring supplies, and construction materials	23	61 752	5 401	196	17	(D)	(D)	CC	6 (D)
5064	Electrical appliances, television and radio sets	4	(D)	(D)	AA	4	(D)	(D)	AA	–
5065	Electronic parts and equipment, n.e.c.	21	(D)	(D)	CC	18	(D)	(D)	CC	3 (D)
507	Hardware, and plumbing and heating equipment and supplies	34	(D)	(D)	EE	32	(D)	(D)	EE	2 (D)
5072	Hardware	9	12 819	1 944	74	9	12 819	1 944	74	–
5074	Plumbing and heating equipment and supplies (hydronics)	15	(D)	(D)	EE	14	(D)	(D)	EE	1 (D)
5075	Warm air heating and air-conditioning equipment and supplies	6	15 752	1 245	35	5	(D)	(D)	BB	1 (D)
5078	Refrigeration equipment and supplies	4	(D)	(D)	AA	4	(D)	(D)	AA	–

NV–22 NEVADA

WHOLESALE TRADE—GEOGRAPHIC AREA SERIES

Table 7. Summary Statistics for Metropolitan Areas: 1992 – Con.

[For meaning of abbreviations and symbols, see introductory text. For explanation of terms and comparability of 1987 and 1992 censuses, see appendix A. For definitions of CMSA's, MSA's, and PMSA's, see appendix D]

SIC code	Geographic area and kind of business	Estab-lish-ments (number)	Sales (\$1,000)	Annual payroll (\$1,000)	Paid employees for pay period including March 12 (number)	Merchant wholesalers			Other operating types		
						Estab-lish-ments (number)	Sales (\$1,000)	Annual payroll (\$1,000)	Paid employees for pay period including March 12 (number)	Estab-lish-ments (number)	Sales (\$1,000)
RENO, NV MSA – Con.											
50	Durable goods – Con.										
508	Machinery, equipment, and supplies -----	97	272 004	27 422	866	89	(D)	(D)	FF	8	(D)
5082	Construction and mining (except petroleum) machinery and equipment -----	19	133 755	13 586	398	17	(D)	(D)	EE	2	(D)
5083	Farm and garden machinery and equipment -----	3	(D)	(D)	BB	2	(D)	(D)	BB	1	(D)
5084	Industrial machinery and equipment -----	24	37 727	4 237	118	23	(D)	(D)	CC	1	(D)
5085	Industrial supplies -----	24	72 382	4 343	151	21	(D)	(D)	CC	3	(D)
5087	Service establishment equipment and supplies -----	20	(D)	(D)	CC	19	18 150	3 785	(D)	1	(D)
5088	Transportation equipment and supplies, except motor vehicles -----	7	(D)	(D)	AA	7	(D)	(D)	AA	–	–
509	Miscellaneous durable goods -----	54	(D)	(D)	EE	49	(D)	(D)	EE	5	(D)
5091	Sporting and recreational goods and supplies -----	17	(D)	(D)	CC	15	(D)	(D)	CC	2	(D)
5092	Toys and hobby goods and supplies -----	4	(D)	(D)	BB	4	(D)	(D)	BB	–	–
5093	Scrap and waste materials -----	10	12 121	2 629	114	10	12 121	2 629	114	–	–
5094	Jewelry, watches, precious stones, and precious metals -----	3	2 126	427	8	2	(D)	(D)	AA	1	(D)
5099	Durable goods, n.e.c. -----	20	(D)	(D)	BB	18	(D)	(D)	BB	2	(D)
51	Nondurable goods -----	183	1 031 892	73 250	2 695	150	773 730	65 070	2 368	33	258 162
511	Paper and paper products -----	31	66 498	5 916	244	27	58 895	5 217	219	4	7 603
5111	Printing and writing paper -----	2	(D)	(D)	AA	2	(D)	(D)	AA	–	–
5112	Stationery and office supplies -----	21	32 821	4 289	189	17	25 218	3 590	164	4	7 603
5113	Industrial and personal service paper -----	8	(D)	(D)	BB	8	(D)	(D)	BB	–	–
512	Drugs, drug proprietaries, and druggists' sundries -----	10	15 087	1 298	61	8	(D)	(D)	BB	2	(D)
5122	Drugs, drug proprietaries, and druggists' sundries -----	10	15 087	1 298	61	8	(D)	(D)	BB	2	(D)
513	Apparel, piece goods, and notions -----	18	(D)	(D)	EE	15	(D)	(D)	EE	3	(D)
5131	Piece goods, notions, and other dry goods -----	5	(D)	(D)	BB	4	(D)	(D)	BB	1	(D)
5136	Men's and boys' clothing and furnishings -----	7	(D)	(D)	CC	6	(D)	(D)	CC	1	(D)
5137	Women's, children's, and infants' clothing and accessories -----	5	(D)	(D)	BB	4	(D)	(D)	AA	1	(D)
5139	Footwear -----	1	(D)	(D)	AA	1	(D)	(D)	AA	–	–
514	Groceries and related products -----	45	263 998	24 573	914	32	192 816	18 863	683	13	71 182
5141	Groceries, general line -----	6	(D)	(D)	CC	6	(D)	(D)	CC	–	–
5142	Packages frozen foods -----	1	(D)	(D)	BB	1	(D)	(D)	BB	–	–
5143	Dairy products, except dried or canned -----	4	10 921	480	22	3	(D)	(D)	AA	1	(D)
5144	Poultry and poultry products -----	2	(D)	(D)	BB	2	(D)	(D)	BB	–	–
5145	Confectionery -----	2	(D)	(D)	AA	1	(D)	(D)	AA	1	(D)
5146	Fish and seafoods -----	1	(D)	(D)	AA	1	(D)	(D)	AA	–	–
5147	Meats and meat products -----	5	(D)	(D)	CC	5	(D)	(D)	CC	–	–
5148	Fresh fruits and vegetables -----	2	(D)	(D)	CC	2	(D)	(D)	CC	–	–
5149	Groceries and related products, n.e.c. -----	22	(D)	(D)	EE	11	(D)	(D)	CC	11	(D)
515	Farm-product raw materials -----	4	(D)	(D)	AA	4	(D)	(D)	AA	–	–
5153	Grain and field beans -----	2	(D)	(D)	AA	2	(D)	(D)	AA	–	–
5154	Livestock -----	1	(D)	(D)	AA	1	(D)	(D)	AA	–	–
5159	Farm-product raw materials, n.e.c. -----	1	(D)	(D)	AA	1	(D)	(D)	AA	–	–
516	Chemicals and allied products -----	12	(D)	(D)	CC	10	(D)	(D)	CC	2	(D)
5162	Plastics materials and basic forms and shapes -----	4	(D)	(D)	BB	4	(D)	(D)	BB	–	–
5169	Chemicals and allied products, n.e.c. -----	8	(D)	(D)	BB	6	(D)	(D)	BB	2	(D)
517	Petroleum and petroleum products -----	16	266 228	5 327	160	9	(D)	(D)	CC	7	(D)
5171	Petroleum bulk stations and terminals -----	10	231 933	4 701	125	5	113 154	4 171	108	5	118 779
5172	Petroleum and petroleum products wholesalers, except bulk stations and terminals -----	6	34 295	626	35	4	(D)	(D)	BB	2	(D)
518	Beer, wine, and distilled alcoholic beverages -----	6	(D)	(D)	EE	6	(D)	(D)	EE	–	–
5181	Beer and ale -----	4	(D)	(D)	CC	4	(D)	(D)	CC	–	–
5182	Wine and distilled alcoholic beverages -----	2	(D)	(D)	CC	2	(D)	(D)	CC	–	–
519	Miscellaneous nondurable goods -----	41	(D)	(D)	FF	39	(D)	(D)	FF	2	(D)
5191	Farm supplies -----	11	(D)	(D)	BB	11	(D)	(D)	BB	–	–
5192	Books, periodicals, and newspapers -----	5	(D)	(D)	EE	4	(D)	(D)	EE	1	(D)
5193	Flowers, nursery stock, and florists' supplies -----	7	(D)	(D)	BB	7	(D)	(D)	BB	–	–
5194	Tobacco and tobacco products -----	3	(D)	(D)	BB	3	(D)	(D)	BB	–	–
5198	Paints, varnishes, and supplies -----	2	(D)	(D)	AA	1	(D)	(D)	AA	1	(D)
5199	Nondurable goods, n.e.c. -----	13	(D)	(D)	BB	13	(D)	(D)	BB	–	–

Table 8. Summary Statistics for the Area Outside Metropolitan Areas: 1992

[For meaning of abbreviations and symbols, see introductory text. For explanation of terms and comparability of 1987 and 1992 censuses, see appendix A. For definitions of CMSA's, MSA's, and PMSA's, see appendix D]

SIC code	Kind of business	Estab-lish-ments (number)	Sales (\$1,000)	Annual payroll (\$1,000)	Paid employees for pay period including March 12 (number)	Merchant wholesalers				Other operating types	
						Estab-lish-ments (number)	Sales (\$1,000)	Annual payroll (\$1,000)	Paid employees for pay period including March 12 (number)	Estab-lish-ments (number)	Sales (\$1,000)
	Wholesale trade -----	324	644 475	48 179	1 959	298	554 143	44 441	1 807	26	90 332
50	Durable goods -----	169	260 050	26 636	990	163	(D)	(D)	FF	6	(D)
501	Motor vehicles and motor vehicle parts and supplies -----	40	40 050	5 751	266	39	(D)	(D)	EE	1	(D)
502	Furniture and homefurnishings -----	3	(D)	(D)	AA	3	(D)	(D)	AA	-	-
503	Lumber and other construction materials -----	14	11 706	987	44	12	(D)	(D)	BB	2	(D)
504	Professional and commercial equipment and supplies -----	17	9 643	1 391	69	17	9 643	1 391	69	-	-
505	Metals and minerals, except petroleum -----	2	(D)	(D)	BB	2	(D)	(D)	BB	-	-
506	Electrical goods -----	16	12 369	1 340	64	16	12 369	1 340	64	-	-
507	Hardware, and plumbing and heating equipment and supplies -----	11	(D)	(D)	BB	11	(D)	(D)	BB	-	-
508	Machinery, equipment, and supplies -----	51	140 273	12 191	381	50	(D)	(D)	EE	1	(D)
509	Miscellaneous durable goods -----	15	(D)	(D)	BB	13	(D)	(D)	BB	2	(D)
51	Nondurable goods -----	155	384 425	21 543	969	135	(D)	(D)	FF	20	(D)
511	Paper and paper products -----	10	6 657	726	41	10	6 657	726	41	-	-
512	Drugs, drug proprietaries, and druggists' sundries -----	7	10 259	1 531	61	7	10 259	1 531	61	-	-
513	Apparel, piece goods, and notions -----	3	(D)	(D)	AA	3	(D)	(D)	AA	-	-
514	Groceries and related products -----	27	60 658	5 325	250	19	(D)	(D)	CC	8	(D)
515	Farm-product raw materials -----	7	(D)	(D)	BB	6	(D)	(D)	AA	1	(D)
516	Chemicals and allied products -----	17	(D)	(D)	BB	11	(D)	(D)	BB	6	(D)
517	Petroleum and petroleum products -----	35	121 152	4 257	167	31	(D)	(D)	CC	4	(D)
518	Beer, wine, and distilled alcoholic beverages -----	7	(D)	(D)	BB	7	(D)	(D)	BB	-	-
519	Miscellaneous nondurable goods -----	42	(D)	(D)	CC	41	(D)	(D)	CC	1	(D)

Table 9. Places With 2,500 Inhabitants or More Ranked by Volume of Sales: 1992

[For meaning of abbreviations and symbols, see introductory text. For explanation of terms and comparability of 1987 and 1992 censuses, see appendix A. For information on geographic areas followed by ▲, see appendix F]

Geographic area	Rank ¹	Sales (\$1,000)	Cumulative		Geographic area	Rank ¹	Sales (\$1,000)	Cumulative	
			Sales (\$1,000)	Percent of State total				Sales (\$1,000)	Percent of State total
Nevada -----	(X)	7 811 988	7 811 988	100.0	Nevada—Con.				
Las Vegas -----	1	1 356 308	1 356 308	17.4	Winnemucca -----	7	45 882	4 877 018	62.4
Sparks -----	2	1 348 528	2 704 836	34.6	Ely -----	8	15 101	4 892 119	62.6
Henderson -----	3	904 008	3 608 844	46.2	Boulder City -----	9	8 494	4 900 613	62.7
Reno -----	4	861 191	4 470 035	57.2	Fallon -----	(X)	(D)	(X)	(X)
Elko -----	5	229 197	4 699 232	60.2	North Las Vegas -----	(X)	(D)	(X)	(X)
Carson City (IC) -----	6	131 904	4 831 136	61.8					

¹Places with suppressed sales (if applicable) are listed at end of table rather than by rank to avoid disclosing data for individual companies.

Table 10. Counties Ranked by Volume of Sales: 1992

[For meaning of abbreviations and symbols, see introductory text. For explanation of terms and comparability of 1987 and 1992 censuses, see appendix A. For information on geographic areas followed by ▲, see appendix F]

Geographic area	Rank ¹	Sales (\$1,000)	Cumulative		Geographic area	Rank ¹	Sales (\$1,000)	Cumulative	
			Sales (\$1,000)	Percent of State total				Sales (\$1,000)	Percent of State total
Nevada -----	(X)	7 811 988	7 811 988	100.0	Nevada—Con.				
Clark -----	1	4 759 753	4 759 753	60.9	Lander -----	10	18 097	7 780 115	99.6
Washoe -----	2	2 395 288	7 155 041	91.6	Nye -----	11	12 472	7 792 587	99.8
Elko -----	3	249 869	7 404 910	94.8	Pershing -----	12	4 234	7 796 821	99.8
Carson City (IC) -----	4	131 904	7 536 814	96.5	Eureka -----	13	2 434	7 799 255	99.8
Churchill -----	5	59 018	7 595 832	97.2	Storey -----	(X)	-	7 799 255	99.8
Douglas -----	6	57 693	7 653 525	98.0					
Humboldt -----	7	57 105	7 710 630	98.7	Esmeralda -----	(X)	(D)	(X)	(X)
Lyon -----	8	27 003	7 737 633	99.0	Lincoln -----	(X)	(D)	(X)	(X)
White Pine -----	9	24 385	7 762 018	99.4	Mineral -----	(X)	(D)	(X)	(X)

¹Counties with suppressed sales (if applicable) are listed at end of table rather than by rank to avoid disclosing data for individual companies.

Appendix A.

General Explanation

CENSUS COVERAGE AND METHODOLOGY

Structure and method of enumeration. All wholesale firms that had at least one quarter of payroll in 1992 were included in the census of wholesale trade and were mailed either a regular census form or a short form designed to collect basic data and classification information only. The coverage and the method of obtaining census information from each follow:

1. Large companies, i.e., all multiunit firms and all single unit firms above the payroll size cutoff established to separate large from small employers, and a 10-percent sample of the small employers were mailed the appropriate 1992 Census of Distributive Trades establishment report forms. Although the payroll cutoff varied by kind of business, small employers generally included firms with one to three employees and represented about 10 percent of total wholesale sales. For the large companies, a report of company organization is conducted periodically to identify firms which operated establishments at more than one location and to obtain information on payroll and mid-March employment at each location. The 1991 Report of Company Organization was used as a coverage check in the census. In the 1992 Census, all multiestablishment firms were asked to notify the Census Bureau of any establishments for which a form was not received. Report forms were subsequently provided to the firms for these establishments.
2. Small companies other than those included in the 10-percent sample described above were mailed the short forms, which did not include questions on sales by commodity lines and employment by principal activity.

Method of classifying kinds of business. Establishments receiving the regular census forms were classified on the basis of their answers to questions on sales by commodity lines and other inquiries. Those that received short forms were classified on the basis of their self-designation and answers to other inquiries.

COMPARABILITY OF THE 1987 AND 1992 CENSUSES

The 1987 and 1992 censuses were conducted under similar conditions and procedures except for the following:

Classifications. In both 1992 and 1987, classifications are based on the *1987 Standard Industrial Classification (SIC) Manual*.¹ As a result of a later clarification in 1992, the sale of industrial controls has been classified in electrical apparatus and equipment, wiring supplies, and construction materials (SIC 5063) as it was in 1982 and all previous censuses. In 1987, the sale of industrial controls was classified in industrial machinery and equipment (SIC 5084).

Geographic areas. The boundaries of a number of areas for which data are shown in the 1992 census are not the same as in the 1987 census because of annexations; other boundary changes; and redefinitions of metropolitan statistical areas (MSA's), primary metropolitan statistical areas (PMSA's), and consolidated metropolitan statistical areas (CMSA's).² In addition, data for consolidated cities are included in the 1992 census.

Data for special economic urban areas (SEUA's) with 10,000 inhabitants or more in Michigan, Minnesota, New York, and Wisconsin qualified for publication in the 1992 census. This included townships in Michigan and Minnesota and towns in New York and Wisconsin. However, Minnesota did not have any townships that met the publication criteria.

EXPLANATION OF TERMS

Establishments. An establishment is a single physical location at which business is conducted. It is not necessarily identical with a company or enterprise, which may consist of one establishment or more. Census of wholesale trade figures represent a summary of reports for individual establishments rather than companies. For cases where a census report was received, separate information was obtained for each location where business was conducted. When administrative records of other Federal agencies were used instead of a census report, no information was available on the number of locations operated. Estimates of this number were derived from a sample and are provided in the wholesale trade report, *Miscellaneous*

¹*Standard Industrial Classification Manual: 1987.* For sale by Superintendent of Documents, U.S. Government Printing Office, Washington, DC 20402. Stock No. 041-001-00314-2.

²Newly defined metropolitan areas (MA's) were announced by the Office of Management and Budget (OMB) effective June 30, 1993.

Subjects (WC92-S-4). Each wholesale establishment was tabulated according to the physical location at which the business was conducted. The count of establishments represents the number in business at any time during 1992. Appendix G provides a comparison of the number of establishments active any time during the year versus the number in business at the end of the year.

When two activities or more were carried on at a single location under a single ownership, all activities generally were grouped together as a single establishment. The entire establishment was classified on the basis of its major activity and all data for it were included in that classification. However, when distinct and separate economic activities (for which different industry classification codes were appropriate) were conducted at a single location under a single ownership, and when conditions prescribed by the SIC manual for recognizing the existence of more than one establishment were met, separate establishment reports for each of the different activities were obtained in the census.

Firms. A firm is a business organization or entity consisting of one domestic establishment (location) or more under common ownership or control. All establishments of subsidiary firms are included as part of the owning or controlling firm. For the economic census, the terms "firm" and "company" are synonymous.

Sales. Sales include merchandise sold for cash or credit at wholesale and retail by establishments primarily engaged in wholesale trade; receipts from rental or leasing of vehicles, equipment, instruments, tools, etc.; receipts for delivery, installation, maintenance, repair, alteration, storage, and other services; and gasoline, liquor, tobacco, and other excise taxes which are paid by the manufacturer and passed on to the wholesaler.

Sales are net after deductions for refunds and allowances for merchandise returned by customers. Trade-in allowances are not deducted from total sales. Total sales do not include carrying or other credit charges; sales (or other) taxes collected from customers and forwarded to taxing authorities; and nonoperating income from such sources as investments, rental or sale of real estate, etc.

Sales in this report do not include wholesale sales made by manufacturers, retailers, service establishments, or other businesses whose primary activity is other than wholesale trade. They do include receipts other than from the sale of merchandise at wholesale, e.g., service receipts, retail sales, etc., by establishments primarily engaged in wholesale trade.

Sales figures include sales of all establishments in business at any time during the year. Sales shown for agents and brokers represented the value of the goods involved in the transactions rather than the commissions received or earnings.

Annual payroll. Payroll includes all forms of compensation such as salaries, wages, commissions, bonuses, vacation allowances, sick-leave pay, employee contributions to

qualified pension plans, and the value of payments in kind (e.g., free meals and lodgings) paid during the year to all employees. For corporations, payroll includes amounts paid to officers and executives; for unincorporated businesses, it does not include profit or other compensation of proprietors or partners. Payroll is reported before deductions for social security, income tax, insurance, union dues, etc. This definition of payroll is the same as that used on Internal Revenue Service (IRS) form 941.

First quarter payroll. This item consists of payroll, as defined above, paid to persons employed at any time during the quarter January to March 1992.

Paid employees for pay period including March 12. Paid employees consist of the full- and part-time employees, including salaried officers and executives of corporations, who were on the payroll during the pay period including March 12. Included are employees on paid sick leave, paid holidays, and paid vacations; not included are proprietors and partners of unincorporated businesses. The definition of paid employees is the same as that used on IRS form 941.

1992 and 1991 inventories. Inventories consist of stocks of merchandise for sale at the end of 1992 and 1991. They were reported on an ownership basis; all merchandise owned by reporting establishments is included, even though some may be held by others for sale on consignment. Goods held by the reporting establishment, but owned by others, are not included. Data for 1992 and 1991 inventories LIFO composition are published in the 1992 Census of Wholesale Trade report, *Miscellaneous Subjects (WC92-S-4)*.

Operating expenses. Operating expenses include payroll as well as overhead expenses of the establishment. They do not include the cost of goods sold; income or excise taxes; or withdrawals by proprietors or partners of unincorporated businesses.

Auxiliary establishments. Each company included in this census was asked to identify and separately report auxiliary locations whose primary functions were to manage, administer, service, or support the activities of the other establishments of the company. Data presented in this report do not include auxiliary establishments. Data for auxiliaries are presented in a subsequent report issued as part of the 1992 Enterprise Statistics reports.

KIND-OF-BUSINESS CLASSIFICATIONS

Wholesale trade, major groups 50 and 51 in the 1987 SIC manual, includes establishments primarily engaged in selling merchandise to retailers; to industrial, commercial, institutional, farm, or professional business users; or to other wholesalers; or acting as agents or brokers in buying merchandise for or selling merchandise to such persons or companies.

The principal types of establishments included are:

1. Merchant wholesalers who take title to the goods they sell, such as wholesale merchants or jobbers, industrial distributors, voluntary group wholesalers, drop shippers, retailer cooperative warehouses, terminal elevators, and cooperative buying associations.
2. Manufacturers' sales branches and offices (but not retail stores) maintained by manufacturing or mining enterprises apart from their plants or mines for the purpose of marketing their products. Sales branches and offices located at plants are included when separate records are available.
3. Agents, brokers, and commission merchants who buy or sell products owned by others on a commission or agency basis.

Establishments primarily engaged in the wholesale distribution of used products are classified on the basis of the product sold. Establishments primarily engaged in selling merchandise to contractors are included in wholesale trade, with the exception of lumber yards and paint, glass, and wallpaper stores. These exceptions are classified in retail trade if they consider themselves retail, sell to the general public, and their sales to contractors and the general public is more than half their total sales.

Establishments covered by the census were assigned kind-of-business classifications according to the industry classifications defined in the 1987 SIC manual. When a more detailed classification than defined in the SIC manual was needed, additional kinds-of-business were identified within an SIC industry.

Kind-of-business classifications are not interchangeable with commodity classifications, because most businesses sell several kinds of commodities. The kind-of-business code assigned generally reflects either the individual commodity or the commodity group which is the primary source of the establishment's receipts, or some mixture of commodities which characterizes the establishment's business. Thus, the classification of establishments by kind of business does not make it possible to determine either the number of establishments handling a particular commodity or the sales of that commodity. For example, the groceries and related products classification excludes establishments selling food if the sale of food is not the primary source of receipts; moreover, even though establishments are classified as groceries and related products, some of their receipts may be derived from the sale of nonfood products. Information on the extent to which commodities are handled by different kinds of business is available in the 1992 Census of Wholesale Trade report, *Commodity Line Sales* (WC92-S-3). Descriptions of the 1992 Census of Wholesale Trade kind-of-business classifications follow:

Durable Goods (SIC Major Group 50)

This major group includes establishments primarily engaged in the wholesale distribution of durable goods.

Motor vehicles and motor vehicle parts and supplies (SIC 501)

Automobiles and other motor vehicles (SIC 5012). Establishments primarily engaged in the wholesale distribution of new and used passenger automobiles, trucks, trailers, and other motor vehicles, including motorcycles, motor homes, and snowmobiles. Automobile distributors primarily engaged in selling at retail to individual customers for personal use, and also selling a limited amount of new and used passenger automobiles and trucks at wholesale, are classified in Retail Trade, Industry 5511.

SIC 5012 is subdivided in some tables into—

1. Automobile, light trucks, motorcycles, busses and recreational vehicles.
 - a. Automobiles and motorcycles.
 - b. Buses and recreational vehicles.
 - c. Light trucks and vans (14,000 lb or less).
2. Medium and heavy trucks and tractors (over 14,000 lb).
 - a. Medium trucks (14,001 to 26,000 lb).
 - b. Heavy trucks and tractors (over 26,000 lb).

Motor vehicle supplies and new parts (SIC 5013). Establishments primarily engaged in the wholesale distribution of motor vehicle supplies, accessories, tools, and equipment; and new motor vehicle parts.

SIC 5013 is subdivided in some tables into—

1. Motor vehicle supplies and new parts—warehouse distributors.
2. Motor vehicle supplies and new parts—jobbers.
3. Petroleum products marketing equipment.

Tires and tubes (SIC 5014). Establishments primarily engaged in the wholesale distribution of tires and tubes for passenger and commercial vehicles.

Motor vehicle parts, used (SIC 5015). Establishments primarily engaged in the wholesale distribution at wholesale or retail of used motor vehicle parts. This industry includes establishments primarily engaged in dismantling motor vehicles for the purpose of selling parts. Establishments primarily engaged in dismantling motor vehicles for scrap are classified in Industry 5093.

Furniture and homefurnishings (SIC 502)

Furniture (SIC 5021). Establishments primarily engaged in the wholesale distribution of furniture, including bedsprings, mattresses, and other household furniture; office furniture;

and furniture for public parks and buildings. Establishments primarily engaged in the wholesale distribution of partitions, shelving, lockers, and store fixtures are classified in Industry 5046.

SIC 5021 is subdivided in some tables into—

1. Household and lawn furniture.
2. Office and business furniture.

Homefurnishings (SIC 5023). Establishments primarily engaged in the wholesale distribution of homefurnishings and housewares, including antiques; china; glassware and earthenware; lamps (including electric), curtains and draperies; linens and towels; and carpets, linoleum, and all other types of hard and soft surface floor coverings. Establishments primarily engaged in the wholesale distribution of other electrical household goods are classified in Industry 5064, and those distributing precious metal flatware are classified in Industry 5094.

SIC 5023 is subdivided in some tables into—

1. Household china, glassware, and crockery.
2. Linens, domestics, draperies, and curtains.
3. Floor coverings.
4. Other homefurnishings.

Lumber and other construction materials (SIC 503)

Lumber, plywood, millwork and wood panels (SIC 5031). Establishments, with or without yards, primarily engaged in the wholesale distribution of rough, dressed, and finished lumber (but not timber); plywood; reconstituted wood fiber products; doors and windows and their frames (all materials); wood fencing; and other wood or metal millwork.

SIC 5031 is subdivided in some tables into—

1. Lumber—without yard.
2. Lumber—with yard.
3. Plywood, millwork, and wood panels

Brick, stone, and related construction materials (SIC 5032). Establishments primarily engaged in the wholesale distribution of stone, cement, lime construction sand, and gravel; brick (except refractory); asphalt and concrete mixtures; and concrete, stone, and structural clay products (other than refractories). Distributors of industrial sand and of refractory materials are classified in Industry 5085. Establishments primarily engaged in producing ready-mixed concrete are classified in Manufacturing, Industry 3273.

SIC 5032 is subdivided in some tables into—

1. Brick, block, tile, clay/cement sewer pipe.
2. Sand, gravel, and stone.
3. Cement, lime, and related products.

Roofing, siding, and insulation materials (SIC 5033). Establishments primarily engaged in the wholesale distribution of roofing, siding (except wood), and insulation materials.

Construction materials, n.e.c. (SIC 5039). Establishments primarily engaged in the wholesale distribution of mobile homes and of construction materials, not elsewhere classified, including prefabricated buildings and glass. Establishments selling construction materials to the general public and known as retail in the trade are classified in Retail Trade, Industry 5211. Establishments primarily engaged in marketing heavy structural metal products are classified in Industry 5051.

SIC 5039 is subdivided in some tables into—

1. Flat glass and other construction glass.
2. Other construction materials.

Professional and commercial equipment and supplies (SIC 504)

Photographic equipment and supplies (SIC 5043). Establishments primarily engaged in the wholesale distribution of photographic equipment and supplies. Establishments primarily engaged in the wholesale distribution of photocopy, microfilm, and similar equipment are classified in Industry 5044.

Office equipment (SIC 5044). Establishments primarily engaged in the wholesale distribution of office machines and related equipment, including photocopy and microfilm equipment, and safes and vaults. These establishments frequently also sell office supplies. However, establishments primarily engaged in wholesaling most office supplies are classified in Industry Group 511. Establishments primarily engaged in wholesaling office furniture are classified in Industry 5021; and those wholesaling computers and peripheral equipment are classified in Industry 5045.

Computers and computer peripheral equipment and software (SIC 5045). Establishments primarily engaged in the wholesale distribution of computers, computer peripheral equipment, and computer software. These establishments frequently may sell related supplies, but establishments primarily engaged in wholesaling supplies are classified according to the individual product (for example, computer paper in Industry 5112). Establishments primarily engaged in the wholesale distribution of modems and other electronic communications equipment are classified in Industry 5065. Establishments primarily engaged in selling computers and computer peripheral equipment and software for other than business or professional use are classified in Retail Trade, Industry 5734.

SIC 5045 is subdivided in some tables into—

1. Computers and peripheral equipment (selling primarily to business customers).

- a. Computers and peripheral equipment sold for resale.
 - b. Computers and peripheral equipment sold for end use.
2. Computer software (prepackaged, off-the-shelf).

Commercial equipment, n.e.c. (SIC 5046). Establishments primarily engaged in the wholesale distribution of commercial and related machines and equipment, not elsewhere classified, such as commercial cooking and food service equipment; partitions, shelving, lockers, and store fixtures; electrical signs; and balances and scales, except laboratory.

SIC 5046 is subdivided in some tables into—

1. Restaurant and hotel equipment and supplies.
2. Store machines and equipment.

Medical, dental, and hospital equipment and supplies (SIC 5047). Establishments primarily engaged in the wholesale distribution of surgical and other medical instruments, apparatus, and equipment; dentist equipment; artificial limbs; operating room and hospital equipment; X-ray machines; and other electromedical equipment and apparatus used by physicians and in hospitals. Also included in this industry are establishments primarily engaged in the wholesale distribution of professional supplies used by medical and dental practitioners.

SIC 5047 is subdivided in some tables into—

1. Medical and hospital equipment.
2. Dental equipment and supplies.

Ophthalmic Goods (SIC 5048). Establishments primarily engaged in the wholesale distribution of professional equipment and goods used, prescribed, or sold by ophthalmologists, optometrists, and opticians, including ophthalmic frames, lenses, and sunglass lenses.

Professional equipment and supplies, n.e.c. (SIC 5049). Establishments primarily engaged in the wholesale distribution of professional equipment and supplies, not elsewhere classified, such as drafting instruments, laboratory equipment, and scientific instruments.

SIC 5049 is subdivided in some tables into—

1. Religious and school supplies.
2. Other professional equipment and supplies, n.e.c. Establishments primarily engaged in selling specialty lines of professional equipment and supplies not mentioned above, such as veterinarian equipment and supplies, drafting supplies, and scientific equipment.

Metals and minerals, except petroleum (SIC 505)

Metals service centers and offices (SIC 5051). Establishments primarily engaged in marketing semifinished metal products, except precious metals. Establishments in

this industry may operate with warehouses (metals service centers) or without warehouses (metals sales offices). Establishments primarily engaged in marketing precious metals are classified in Industry 5092.

SIC 5051 is subdivided in some tables into—

1. Ferrous metals service centers and offices.
 - a. Ferrous metals service centers.
 - b. Ferrous metals sales offices.
2. Nonferrous metals service centers and offices.
 - a. Nonferrous metals service centers.
 - b. Nonferrous metals sales offices.

Coal and other minerals and ores (SIC 5052). Establishments primarily engaged in the wholesale distribution of coal and coke; copper, iron, lead, and other metallic ores, including precious metal ores; and crude nonmetallic minerals (including concentrates), except crude petroleum. Establishments primarily engaged in the wholesale distribution of nonmetallic minerals used in construction, such as sand and gravel, are classified in Industry 5032. Establishments primarily engaged in the wholesale distribution of crude petroleum are classified in Industry Group 517.

SIC 5052 is subdivided in some tables into—

1. Coal.
2. Other minerals and ores.

Electrical goods (SIC 506)

This industry group includes establishments primarily engaged in the wholesale distribution of electrical generating, distributing, and wiring equipment. It also includes household appliances, whether electrically, manually, or mechanically powered. This industry group does not include electrical commercial and industrial machines, in which electricity does the work directly, e.g., heating, turning a shaft, or ionizing a substance, or electrically powered commercial and industrial machines which are classified in Industry Group 504 or 508.

Electrical apparatus and equipment, wiring supplies, and construction materials (SIC 5063). Establishments primarily engaged in the wholesale distribution of electrical power equipment for the generation, transmission, distribution, or control of electric energy; electrical construction materials for outside power transmission lines and for electrical systems and electric light fixtures and bulbs. Construction contractors primarily engaged in installing electrical systems and equipment from their own stock are classified in Construction, Industry 1731.

Electrical appliances, television and radio sets (SIC 5064). Establishments primarily engaged in the wholesale distribution of radio and television receiving sets, other household electronic sound or video equipment, self-contained air-conditioning room units, and household

electrical appliances. Also included are establishments primarily engaged in the wholesale distribution of household gas and electric laundry equipment and refrigerators and freezers.

Electronic parts and equipment, n.e.c. (SIC 5065).

Establishments primarily engaged in the wholesale distribution of electronic parts and electronic communications equipment, not elsewhere classified, such as telephone and telegraph equipment; radio and television broadcasting and communications equipment; and intercommunications equipment. Establishments primarily engaged in the wholesale distribution of radio and television receiving sets, phonographs, CD-players, and other household sound or video equipment are classified in Industry 5064.

SIC 5065 is subdivided in some tables into—

1. Communications equipment.
2. Other electronic parts and equipment.

Hardware, and plumbing and heating equipment and supplies (SIC 507)

Hardware (SIC 5072). Establishments primarily engaged in the wholesale distribution of cutlery and general hardware, including hand saws; saw blades; brads, staples, and tacks; and bolts, nuts, rivets, and screws. Establishments primarily engaged in the wholesale distribution of nails, noninsulated wire, and screening are classified in Industry 5051.

Plumbing and heating equipment and supplies (hydronics) (SIC 5074). Establishments primarily engaged in the wholesale distribution of hydronic plumbing and heating equipment and supplies. Construction contractors primarily engaged in installing plumbing and heating equipment from their own stock are classified in Construction, Industry 1711.

Warm air heating and air-conditioning equipment and supplies (SIC 5075). Establishments primarily engaged in the wholesale distribution of warm air heating and air-conditioning equipment and supplies. Construction contractors primarily engaged in installing warm air heating and air-conditioning equipment are classified in Construction, Industry 1711.

Refrigeration equipment and supplies (SIC 5078). Establishments primarily engaged in the wholesale distribution of refrigeration equipment and supplies. Construction contractors primarily engaged in installation of refrigeration equipment from their own stock are classified in Construction, Industry 1711.

Machinery, equipment, and supplies (SIC 508)

Construction and mining (except petroleum) machinery and equipment (SIC 5082). Establishments primarily engaged in the wholesale distribution of construction or mining cranes, excavating machinery and equipment, power

shovels, road construction and maintenance machinery, tractor-mounting equipment, and other specialized machinery and equipment used in the construction, mining, and logging industries. Establishments engaged in marketing oil well machinery and equipment are classified in Industry 5084.

Farm and garden machinery and equipment (SIC 5083).

Establishments primarily engaged in the wholesale distribution of agricultural machinery and equipment for use in preparation and maintenance of the soil, the planting and harvesting of crops, and other operations and processes pertaining to work on the farm, lawn, or garden; and dairy and other livestock equipment.

SIC 5083 is subdivided in some tables into—

1. Farm machinery and equipment—farm dealers.
2. Farm machinery and equipment—wholesale distributors.
3. Lawn and garden machinery and equipment.

Industrial machinery and equipment (SIC 5084). Establishments primarily engaged in the wholesale distribution of industrial machinery and equipment, not elsewhere classified.

SIC 5084 is subdivided in some tables into—

1. Food-processing machinery and equipment.
2. General-purpose industrial machinery, equipment, and parts.
3. Metalworking machinery and equipment.
4. Materials handling equipment.
5. Oil well, oil refinery, and pipeline machinery, equipment, and supplies.
6. Other industrial machinery and equipment. Establishments primarily engaged in selling special purpose industrial machinery not elsewhere classified, including printing machinery, paper and paper products machinery, smelting and metal refining machinery and equipment, cigar and cigarette machinery, and similar special industry machinery.

Industrial supplies (SIC 5085). Establishments primarily engaged in the wholesale distribution of industrial supplies, not elsewhere classified.

SIC 5085 is subdivided in some tables into—

1. General-line industrial supplies.
2. Mechanical power transmission equipment.
3. Hydraulic and pneumatic (fluid-power) parts, accessories, and supplies.
4. Welding supplies.
5. Industrial containers and supplies.
6. Industrial valves and fittings, except fluid-power.

7. Other industrial supplies—Establishments primarily engaged in selling a specialty line of industrial materials and supplies not elsewhere classified, such as abrasives, mechanical rubber goods, ropes, cordage, and industrial diamonds.

Service establishment equipment and supplies (SIC 5087). Establishments primarily engaged in the wholesale distribution of equipment and supplies for barber shops, beauty parlors, power laundries, dry-cleaning plants, upholsterers, undertakers, and related personal service establishments.

SIC 5087 is subdivided in some tables into—

1. Beauty and barber equipment and supplies.
2. Custodial (janitors') equipment and supplies.
3. Laundry and dry-cleaning equipment and supplies.
4. Other service establishment equipment and supplies—Establishments primarily engaged in selling a specialty line of service establishment supplies, such as upholsterers' equipment and supplies, seamstresses' supplies, tailors' supplies, undertakers' supplies, municipality equipment and supplies, and shoe repair supplies.

Transportation equipment and supplies, except motor vehicles (SIC 5088). Establishments primarily engaged in the wholesale distribution of transportation equipment and supplies. Establishments primarily engaged in the wholesale distribution of motor vehicles and motor vehicle parts are classified in Industry Group 501, and those distributing pleasure boats are classified in Industry 5091.

SIC 5088 is subdivided in some tables into—

1. Aircraft and aeronautical equipment and supplies.
2. Marine machinery, equipment, and supplies.
3. Other transportation equipment and supplies—Establishments primarily engaged in selling equipment and supplies used in the operation, maintenance, and repair of railroads, streetcars, buses, tramways, aerial hoists, and horsedrawn vehicles.

Miscellaneous durable goods (SIC 509)

Sporting and recreational goods and supplies (SIC 5091). Establishments primarily engaged in the wholesale distribution of sporting goods and accessories; billiard and pool supplies; sporting firearms and ammunition; and marine pleasure craft, equipment and supplies. Establishments primarily engaged in the wholesale distribution of motor vehicles and trailers are classified in Industry 5012; those distributing self-propelled golf carts are classified in Industry 5088; and those distributing athletic apparel and footwear are classified in Industry Group 513.

Toys and hobby goods and supplies (SIC 5092). Establishments primarily engaged in the wholesale distribution of games, toys, hobby goods and supplies, and related goods, such as fireworks and playing cards.

Scrap and waste materials (SIC 5093). Establishments primarily engaged in assembling, breaking up, sorting, and wholesale distribution of scrap and waste materials. This industry includes auto wreckers engaged in dismantling automobiles for scrap. However, those engaged in dismantling automobiles for the purpose of selling secondhand parts at retail are classified in Industry 5015.

SIC 5093 is subdivided in some tables into—

1. Iron and steel scrap processors and dealers.
 - a. Iron and steel scrap processors (using power processing equipment).
 - b. Iron and steel scrap dealers (not using power processing equipment).
2. Nonferrous recyclable materials.

Jewelry, watches, precious stones, and precious metals (SIC 5094). Establishments primarily engaged in the wholesale distribution of jewelry, precious stones and metals, costume jewelry, watches, clocks, silverware, and jewelers' findings. Establishments primarily engaged in the wholesale distribution of precious metal ores are classified in Industry 5052.

SIC 5094 is subdivided in some tables into—

1. Jewelry, watches, diamonds, precious stones, and silverware.
2. Precious metals (excluding ores).

Durable goods, n.e.c. (SIC 5099). Establishments primarily engaged in the wholesale distribution of durable goods, not elsewhere classified, such as musical instruments and forest products, except lumber.

SIC 5099 is subdivided in some tables into—

1. Musical instruments and supplies.
2. Forest products, except lumber.
3. General merchandise—durable.
4. Compact disks, prerecorded audio tapes, and phonograph records.
5. Fire extinguishers and fire safety equipment.
6. Other durable goods.

Nondurable Goods (SIC Major Group 51)

This major group includes establishments primarily engaged in the wholesale distribution of nondurable goods.

Paper and paper products (SIC 511)

Printing and writing paper (SIC 5111). Establishments primarily engaged in the wholesale distribution of printing and writing paper, including envelope paper; fine paper; and groundwood paper.

Stationery and office supplies (SIC 5112). Establishments primarily engaged in the wholesale distribution of stationery and office supplies, including computer and photocopy supplies, envelopes, typewriter paper, file cards and folders, pens, pencils, social stationery, and greeting cards.

Industrial and personal service paper (SIC 5113). Establishments primarily engaged in the wholesale distribution of wrapping and other coarse paper, paperboard, and converted paper and related disposable plastic products, such as bags, boxes, dishes, eating utensils, napkins, and shipping supplies.

Drugs, drug proprietaries, and druggists' sundries (SIC 512)

Drugs, drug proprietaries, and druggists' sundries (SIC 5122). Establishments primarily engaged in the wholesale distribution of prescription drugs, proprietary drugs, druggists' sundries, and toiletries. Establishments primarily engaged in the wholesale distribution of surgical, dental, and hospital equipment are classified in Industry 5047.

SIC 5122 is subdivided in some tables into—

1. General-line drugs—These are wholesalers who reported a substantial portion of their sales in "drugs and pharmaceuticals" and a combination of "proprietary (patent) medicines," "cosmetics," "perfumes," and "other toiletries and druggists' sundries."
2. Specialty-line drugs, pharmaceuticals, cosmetics, and toiletries. These are wholesale establishments engaged in selling limited lines among the above products.

Apparel, piece goods, and notions (SIC 513)

Piece goods, notions, and other dry goods (SIC 5131). Establishments primarily engaged in the wholesale distribution of piece goods or yard goods of natural or man-made fibers, notions (sewing and hair accessories, etc.), and other dry goods. Converters who buy fabric goods (except knit goods) in the grey, have them finished on contract, and sell at wholesale are included here. Converters of knit goods are classified in Manufacturing, Industry Group 225. This industry does not include establishments primarily engaged in the wholesale distribution of homefurnishings which are classified in Industry 5023.

SIC 5131 is subdivided in some tables into—

1. Piece goods.
 - a. Piece goods—jobbers.

b. Piece goods—converters.

2. Notions and other dry goods.

Men's and boys' clothing and furnishings (SIC 5136). Establishments primarily engaged in the wholesale distribution of men's and boys' apparel and furnishings, sportswear, hosiery, underwear, nightwear, and work clothing.

Women's, children's, and infants' clothing and accessories (SIC 5137). Establishments primarily engaged in the wholesale distribution of women's, children's, and infants' clothing and accessories, including hosiery, lingerie, millinery, and furs.

Footwear (SIC 5139). Establishments primarily engaged in the wholesale distribution of footwear (including athletic) made of leather, rubber, and other materials.

Groceries and related products (SIC 514)

Groceries, general-line (SIC 5141). Establishments primarily engaged in the wholesale distribution of a general line of groceries. Establishments primarily engaged in roasting coffee, blending tea, or grinding and packaging spices are classified in Manufacturing Major Group 20.

SIC 5141 is subdivided in some tables into—

1. Voluntary.
2. Retail cooperative.
3. Other general-line.

Packaged frozen foods (SIC 5142). Establishments primarily engaged in the wholesale distribution of packaged quick-frozen vegetables, juices, meats, fish, poultry, pastries, and other "deep freeze" products. Establishments primarily engaged in the wholesale distribution of frozen dairy products are classified in Industry 5143, and those distributing frozen poultry, fish, and meat which are not packaged are classified in Industries 5144, 5146, and 5147, respectively.

Dairy products, except dried or canned (SIC 5143). Establishments primarily engaged in the wholesale distribution of dairy products, such as butter, cheese, ice cream and ices, and fluid milk and cream. This industry does not include establishments primarily engaged in pasteurizing and bottling milk, which are classified in Manufacturing, Industry Group 202. Establishments primarily engaged in the wholesale distribution of dried or canned dairy products are classified in Industry 5149.

SIC 5143 is subdivided in some tables into—

1. Raw milk.
2. Dairy products, except raw milk.

Poultry and poultry products (SIC 5144). Establishments primarily engaged in the wholesale distribution of poultry and poultry products, except canned and packaged frozen products. This industry does not include establishments primarily engaged in the killing and dressing of poultry, which are classified in Manufacturing, Industry 2015. Establishments primarily engaged in the wholesale distribution of packaged frozen poultry are classified in Industry 5142, and those distributing canned poultry are classified in Industry 5149.

SIC 5144 is subdivided in some tables into—

1. Live poultry.
2. Poultry and poultry products, except live.

Confectionery (SIC 5145). Establishments primarily engaged in the wholesale distribution of confectionery and related products, such as candy, chewing gum, fountain fruits, salted or roasted nuts, popcorn, fountain syrups, and potato, corn, and similar chips.

Fish and seafoods (SIC 5146). Establishments primarily engaged in the wholesale distribution (but not packaging) of fresh, cured, or frozen fish and seafoods, except canned or packaged frozen. The preparation of fresh or frozen packaged fish and other seafood, and the shucking and packing of fresh oysters in nonsealed containers, are classified in Manufacturing, Industry 2092. Establishments primarily engaged in the wholesale distribution of canned seafood are classified in Industry 5149, and those distributing packaged frozen foods are classified in Industry 5142.

Meats and meat products (SIC 5147). Establishments primarily engaged in the wholesale distribution of fresh, cured, and processed (but not canned) meats and lard. Establishments primarily engaged in the wholesale distribution of frozen packaged meats are classified in Industry 5142, and those distributing canned meats are classified in Industry 5149.

SIC 5147 is subdivided in some tables into—

1. Meats and meat products, except boxed beef.
2. Packaging boxed beef.

Fresh fruits and vegetables (SIC 5148). Establishments primarily engaged in the wholesale distribution of fresh fruits and vegetables.

Groceries and related products, n.e.c. (SIC 5149). Establishments primarily engaged in the wholesale distribution of groceries and related products, not elsewhere classified. Establishments primarily engaged in the wholesale distribution of soft drinks, and in bottling and distributing natural spring and mineral waters, are classified in this industry, but establishments primarily engaged in bottling soft drinks are classified in Manufacturing, Major Group 20. This industry does not include establishments primarily

engaged in the wholesale distribution of farm-product raw materials classified in Industry Group 515, nor those distributing beer, wine, and distilled alcoholic beverages of Industry Group 518.

SIC 5149 is subdivided in some tables into—

1. Coffee, tea, and spices.
2. Bread and baked goods.
3. Soft drinks.
4. Canned goods.
5. Food and beverage basic materials.
6. Other grocery specialties.

Farm-product raw materials (SIC 515)

Grain and field beans (SIC 5153). Establishments primarily engaged in buying and/or marketing grain (such as corn, wheat, oats, barley, and unpolished rice), dry beans, soybeans, and other inedible beans. Country grain elevators primarily engaged in buying or receiving grain from farmers are included, as well as terminal elevators and other merchants marketing grain. Establishments primarily engaged in the wholesale distribution of field and garden seeds are classified in Industry 5191.

Livestock (SIC 5154). Establishments primarily engaged in buying and/or marketing cattle, hogs, sheep, and goats. This industry also includes the operation of livestock auction markets.

Farm-product raw materials, n.e.c. (SIC 5159). Establishments primarily engaged in buying and/or marketing farm products, not elsewhere classified. Establishments primarily engaged in the wholesale distribution of milk are classified in Industry 5143, and those distributing live poultry are classified in Industry 5144.

SIC 5159 is subdivided in some tables into—

1. Hides, skins, and pelts.
2. Leaf tobacco.
3. Wool, wool tops, and mohair.
4. Cotton.
5. Other farm-product raw materials.

Chemicals and allied products (SIC 516)

Plastics materials and basic forms and shapes (SIC 5162). Establishments primarily engaged in the wholesale distribution of plastics materials, and of unsupported plastics film, sheets, sheeting, rods, tubes, and other basic forms and shapes.

Chemicals and allied products, n.e.c. (SIC 5169). Establishments primarily engaged in the wholesale distribution of chemicals and allied products, not elsewhere classified,

such as acids, industrial and heavy chemicals, dyestuffs, industrial salts, rosin, and turpentine. Establishments primarily engaged in the wholesale distribution of ammunition are classified in Industry Group 509; those distributing agricultural chemicals and pesticides are classified in Industry 5191; those distributing drugs are classified in Industry 5122; and those distributing pigments, paints, and varnishes are classified in Industry 5198.

SIC 5169 is subdivided in some tables into—

1. Industrial gases, except LP.
2. Other chemicals and allied products.

Petroleum and petroleum products (SIC 517)

This industry group includes establishments primarily engaged in the wholesale distribution of crude petroleum and petroleum products. Included are establishments primarily engaged in the distribution of liquefied petroleum gas. Establishments primarily engaged in the transmission and/or distribution of natural gas are classified in Utilities, Industry Group 492.

Petroleum bulk stations and terminals (SIC 5171). Establishments primarily engaged in the wholesale distribution of crude petroleum and petroleum products from bulk liquid storage facilities. These establishments have a bulk liquid storage capacity of 10,000 gallons or more.

SIC 5171 is subdivided in some tables into—

1. Petroleum bulk stations and terminals, except LP.
2. Liquefied petroleum gas bulk stations and terminals.

Petroleum and petroleum products wholesalers, except bulk stations and terminals (SIC 5172). Establishments primarily engaged in the wholesale distribution of crude petroleum and petroleum products. These establishments do not have a bulk liquid storage capacity of 10,000 gallons or more. Included are packaged and bottled petroleum products distributors, truck jobbers, and others marketing petroleum and its products at wholesale.

Beer, wine, and distilled alcoholic beverages (SIC 518)

Beer and ale (SIC 5181). Establishments primarily engaged in the wholesale distribution of beer, ale, porter, and other fermented malt beverages.

Wine and distilled alcoholic beverages (SIC 5182). Establishments primarily engaged in the wholesale distribution of distilled spirits, including neutral spirits and ethyl alcohol used in blended wines and distilled liquors.

SIC 5182 is subdivided in some tables into—

1. Wine and distilled alcoholic beverages—licensed.
2. Wine and distilled alcoholic beverages—State operated.

Miscellaneous nondurable goods (SIC 519)

Farm supplies (SIC 5191). Establishments primarily engaged in the wholesale distribution of animal feeds, fertilizers, agricultural chemicals, pesticides, seeds, and other farm supplies, except grains. Establishments primarily engaged in the wholesale distribution of pet food are classified in Industry 5149, and those distributing pet supplies are classified in Industry 5199.

SIC 5191 is subdivided in some tables into—

1. Farm supplies—farm dealers.
2. Farm supplies—wholesale distributors.

Books, periodicals, and newspapers (SIC 5192). Establishments primarily engaged in the wholesale distribution of books, periodicals, and newspapers.

Flowers, nursery stock, and florists' supplies (SIC 5193). Establishments primarily engaged in the wholesale distribution of flowers, nursery stock, and florists' supplies.

Tobacco and tobacco products (SIC 5194). Establishments primarily engaged in the wholesale distribution of tobacco and its products. Leaf tobacco wholesalers are classified in Industry 5159, and establishments primarily engaged in stemming and redrying tobacco are classified in Manufacturing, Industry 2141.

Paints, varnishes, and supplies (SIC 5198). Establishments primarily engaged in the wholesale distribution of paints, varnishes, wallpaper, and supplies. Establishments selling to the general public and known as retail in the trade are classified in Retail Trade, Industry 5231.

Nondurable goods, n.e.c. (SIC 5199). Establishments primarily engaged in the wholesale distribution of nondurable goods, not elsewhere classified, such as art goods, industrial yarns, textile bags, and bagging and burlap.

SIC 5199 is subdivided in some tables into—

1. Art goods.
2. General merchandise—nondurable.
3. Textile bags and bagging.
4. Specialty advertising (sale of merchandise).
5. Other nondurable goods.

TYPE-OF-OPERATION CLASSIFICATIONS

In addition to being classified by kind of business, each wholesale establishment was classified for the census by type of operation according to the ownership of the business, ownership of the goods sold, or character of the principal transactions. Establishments in wholesale trade are grouped into the following three major types of operation and related subgroups:

Merchant wholesalers. Establishments primarily engaged in buying and selling merchandise on their own account. Included here are such types of establishments as wholesale merchants or jobbers, industrial distributors, voluntary group wholesalers, importers, exporters, cash and carry wholesalers, retailer cooperative warehouses, terminal and country grain elevators, farm products assemblers, wholesale cooperative associations, and petroleum bulk plants and terminals operated by nonrefining companies.

Wholesale distributors and jobbers. Establishments primarily engaged in buying and selling merchandise in the domestic market not manufactured by the parent company.

Importers. Establishments buying and selling goods at wholesale on their own account, whose principal source of purchases was foreign.

Exporters. Establishments primarily engaged in purchasing goods in the United States and selling them to foreign customers.

Terminal grain elevators. Grain elevators primarily engaged in buying and selling grain received from country grain elevators and grain marketing establishments. They have sizable space for grain storage, and products are received primarily by rail or barge rather than by truck.

Country grain elevators. Grain elevators, cooperative or other, buying and receiving grain directly from farmers by truck and selling at wholesale.

Assemblers of farm products, except country grain elevators. Establishments primarily engaged in purchasing directly from farmers and assembling and marketing farm products at wholesale.

Manufacturers' sales branches and offices. Establishments maintained by manufacturing, refining, and mining companies apart from their plants or mines for marketing their products at wholesale. Branch stores selling to household consumers and individual users are classified in retail trade. Sales branches and offices located at plants and administrative offices are included when separate records are available.

Manufacturers' sales branches. A branch with a stock of merchandise for sale. Included are refiner—marketers owned and operated by petroleum refining companies primarily for marketing their products.

Manufacturers' sales offices. An office without a stock of merchandise for sale.

Agents, brokers, and commission merchants. Establishments whose operators are in business for themselves and are primarily engaged in selling or buying goods for others. Included here are such types of operations as auction companies, import agents, export agents, selling agents, merchandise brokers, and commission merchants. "Sales" as shown in census publications for agents, brokers, and commission merchants represent the gross sales (or purchase) value of the goods in the transactions negotiated.

Auction companies. Wholesale establishments primarily engaged in selling merchandise on an agency basis by auction.

Brokers (representing buyers or sellers). Wholesale establishments primarily engaged in selling or buying merchandise in the domestic market on a brokerage basis but not receiving the goods on consignment.

Commission merchants. Wholesale establishments operating in the domestic market receiving goods for sale on consignment.

Import agents. Merchandise agents and brokers in the domestic market buying merchandise from or selling merchandise for foreign firms.

Export agents. Merchandise agents and brokers in the domestic market selling to or buying for foreign customers.

Manufacturers' agents. Wholesale establishments in the domestic market selling for a limited number of manufacturers on a continuing agency basis.



Appendix C. Kind-of-Business Titles and Reporting-Form Numbers

[Listed below are wholesale kind-of-business titles and their corresponding reporting-form numbers. Requests for copies of any of these forms, including the inquiries used to classify establishment by kind of business, should be directed to the Business Division, Bureau of the Census, Washington, DC 20233]

SIC code	Title	Standard form CB-	Short form CB-	SIC code	Title	Standard form CB-	Short form CB-
DURABLE GOODS				DURABLE GOODS—Con.			
501	Motor vehicles and motor vehicle parts and supplies:			509	Miscellaneous durable goods:		
5012	Automobiles and other motor vehicles -----	5012	5003	5091	Sporting and recreational goods and supplies -----	5091	5003
5013	Motor vehicle supplies and new parts -----	5013	5003	5092	Toys and hobby goods and supplies -----	5091	5003
5014	Tires and tubes -----	5013	5003	5093	Scrap and waste materials -----	5093	5003
5015	Motor vehicle parts, used -----	5013	5003	5094	Jewelry, watches, precious stones, and precious metals -----	5094	5003
				5099	Durable goods, n.e.c. -----	5099	5003
NONDURABLE GOODS				NONDURABLE GOODS			
502	Furniture and homefurnishings:			511	Paper and paper products:		
5021	Furniture -----	5020	5001	5111	Printing and writing paper -----	5110	5102
5023	Homefurnishings -----	5020	5001	5112	Stationery and office supplies -----	5110	5102
				5113	Industrial and personal service paper -----	5110	5102
503	Lumber and other construction materials:			512	Drugs, drug proprietaries, and druggists' sundries:		
5031	Lumber, plywood, millwork, and wood panels -----	5030	5001	5122	Drugs, drug proprietaries, and druggists' sundries -----	5122	5102
5032	Brick, stone, and related construction materials -----	5030	5001				
5033	Roofing, siding, and insulation materials -----	5030	5001				
5039	Construction materials, n.e.c. -----	5030	5001	513	Apparel, piece goods, and notions:		
				5131	Piece goods, notions, and other dry goods -----	5131	5102
504	Professional and commercial equipment and supplies:			5136	Men's and boys' clothing and furnishings -----	5136	5102
5043	Photographic equipment and supplies -----	5043	5003	5137	Women's, children's, and infants' clothing and accessories -----	5136	5102
5044	Office equipment -----	5045	5002	5139	Footwear -----	5136	5102
5045	Computers and computer peripheral equipment and software -----	5045	5002				
5046	Commercial equipment, n.e.c. -----	5043	5002	514	Groceries and related products:		
5047	Medical, dental, and hospital equipment and supplies -----	5047	5002	5141	Groceries, general line -----	5141	5101
5048	Ophthalmic goods -----	5047	5002	5142	Packaged frozen foods -----	5142	5101
5049	Professional equipment and supplies, n.e.c. -----	5047	5002	5143	Dairy products, except dried or canned -----	5143	5101
				5144	Poultry and poultry products -----	5144	5101
				5145	Confectionery -----	5145	5101
				5146	Fish and seafoods -----	5146	5101
505	Metals and minerals, except petroleum:			5147	Meats and meat products -----	5147	5101
5051	Metals service centers and offices -----	5051	5003	5148	Fresh fruits and vegetables -----	5148	5101
5052	Coal and other minerals and ores -----	5052	5003	5149	Groceries and related products, n.e.c. -----	5141	5101
				515	Farm-product raw materials:		
506	Electrical goods:			5153	Grain and field beans -----	5150	5103
5063	Electrical apparatus and equipment, wiring supplies, and construction materials -----	5060	5001	5154	Livestock -----	5150	5103
5064	Electrical appliances, television and radio sets -----	5060	5001	5159	Farm-product raw materials, n.e.c. -----	5150	5103
5065	Electronic parts and equipment, n.e.c. -----	5060	5001	516	Chemicals and allied products:		
				5162	Plastics materials and basic forms and shapes -----	5160	5102
				5169	Chemicals and allied products, n.e.c. -----	5160	5102
507	Hardware, and plumbing and heating equipment and supplies:			517	Petroleum and petroleum products:		
5072	Hardware -----	5070	5001	5171	Petroleum bulk stations and terminals -----	5170	1NA
5074	Plumbing and heating equipment and supplies (hydronics) -----	5070	5001	5172	Petroleum and petroleum products wholesalers, except bulk stations and terminals -----	5170	1NA
5075	Warm air heating and air-conditioning equipment and supplies -----	5070	5001				
5078	Refrigeration equipment and supplies -----	5070	5001	518	Beer, wine, and distilled alcoholic beverages:		
				5181	Beer and ale -----	5180	5103
				5182	Wine and distilled alcoholic beverages -----	5180	5103
508	Machinery, equipment, and supplies:			519	Miscellaneous nondurable goods:		
5082	Construction and mining (except petroleum) machinery and equipment -----	5082	5002	5191	Farm supplies -----	5191	5102
5083	Farm and garden machinery and equipment -----	5083	5002	5192	Books, periodicals, and newspapers -----	5192	5102
5084	Industrial machinery and equipment -----	5084	5002	5193	Flowers, nursery stock, and florists' supplies -----	5192	5102
5085	Industrial supplies -----	5085	5002	5194	Tobacco and tobacco products -----	5194	5102
5087	Service establishment equipment and supplies -----	5087	5002	5198	Paints, varnishes, and supplies -----	5198	5102
5088	Transportation equipment and supplies, except motor vehicles -----	5088	5002	5199	Nondurable goods, n.e.c. -----	5199	5102

¹Petroleum wholesalers were all sent form CB-5170.

Appendix D. Metropolitan Areas

(Titles and definitions shown for MSA's, CMSA's, and PMSA's are those established by the Office of Management and Budget, as of June 30, 1993)

NEVADA

Las Vegas, NV-AZ MSA

Mohave County, AZ

Clark County, NV

Nye County, NV

Reno, NV MSA

Washoe County, NV

Appendix E.

Percent of Sales Data Based on Administrative Records and Estimation for the State: 1992

[For meaning of abbreviations and symbols and for more information on reliability of data, see introductory text. For explanation of terms and comparability of 1987 and 1992 censuses, see appendix A.]

SIC code	Kind of business	Percent of sales† —		SIC code	Kind of business	Percent of sales‡ —	
		From administrative records ¹	Estimated ²			From administrative records ¹	Estimated ²
	Wholesale trade	4.6	3.6		Wholesale trade —Con.		
50	Durable goods	5.7	6.0	50	Durable goods —Con.		
				509	Miscellaneous durable goods	3.6	4.5
				5091	Sporting and recreational goods and supplies	4.8	4.5
				5092	Toys and hobby goods and supplies	2.5	—
501	Motor vehicles and motor vehicle parts and supplies	3.0	1.5	5093	Scrap and waste materials	14.6	6.5
5012	Automobiles and other motor vehicles	5.9	1.5	5094	Jewelry, watches, precious stones, and precious metals	4.0	4.3
5013	Motor vehicle supplies and new parts	1.7	1.8	5099	Durable goods, n.e.c.	1.0	5.9
5014	Tires and tubes	4	—				
5015	Motor vehicle parts, used	10.5	1.8	51	Nondurable goods	3.8	1.9
502	Furniture and homefurnishings	19.8	1.1	511	Paper and paper products	8.4	.6
5021	Furniture	9.2	5.5	5111	Printing and writing paper	(D)	(D)
5023	Homefurnishings	22.4	—	5112	Stationery and office supplies	8.0	.2
				5113	Industrial and personal service paper	(D)	(D)
503	Lumber and other construction materials	9.3	9.1	512	Drugs, drug proprietaries, and druggists' sundries	3.8	3.9
5031	Lumber, plywood, millwork, and wood panels	5.5	4.1	5122	Drugs, drug proprietaries, and druggists' sundries	3.8	3.9
5032	Brick, stone, and related construction materials	16.2	22.7				
5033	Roofing, siding, and insulation materials	(D)	(D)	513	Apparel, piece goods, and notions9	.2
5039	Construction materials, n.e.c.	(D)	(D)	5131	Piece goods, notions, and other dry goods	(D)	(D)
				5136	Men's and boys' clothing and furnishings	(D)	(D)
504	Professional and commercial equipment and supplies	6.7	8.9	5137	Women's, children's, and infants' clothing and accessories	(D)	(D)
5043	Photographic equipment and supplies	(D)	(D)			(D)	(D)
5044	Office equipment	11.0	7.2	5139	Footwear	(D)	(D)
5045	Computers and computer peripheral equipment and software	3.3	8.2	514	Groceries and related products	4.4	2.0
5046	Commercial equipment, n.e.c.	5.8	17.2	5141	Groceries, general line	4.8	—
5047	Medical, dental, and hospital equipment and supplies	(D)	(D)	5142	Packaged frozen foods	(D)	(D)
5048	Ophthalmic goods	(D)	(D)	5143	Dairy products, except dried or canned	12.7	1.7
5049	Professional equipment and supplies, n.e.c.	(D)	(D)	5144	Poultry and poultry products	(D)	(D)
				5145	Confectionery	(D)	(D)
505	Metals and minerals, except petroleum	8.3	5.5	5146	Fish and seafoods	(D)	(D)
5051	Metals service centers and offices	(D)	(D)	5147	Meats and meat products	—	6.7
5052	Coal and other minerals and ores	(D)	(D)	5148	Fresh fruits and vegetables	(D)	(D)
				5149	Groceries and related products, n.e.c.	(D)	(D)
506	Electrical goods	6.6	6.8	515	Farm-product raw materials	(D)	(D)
5063	Electrical apparatus and equipment, wiring supplies, and construction materials	2.7	5.3	5153	Grain and field beans	(D)	(D)
5064	Electrical appliances, television and radio sets	(D)	(D)	5154	Livestock	—	27.4
5065	Electronic parts and equipment, n.e.c.	(D)	(D)	5159	Farm-product raw materials, n.e.c.	(D)	(D)
				516	Chemicals and allied products	20.8	3.3
507	Hardware, and plumbing and heating equipment and supplies	5.3	8.1	5162	Plastics materials and basic forms and shapes	1.2	5.7
5072	Hardware	(D)	(D)	5169	Chemicals and allied products, n.e.c.	27.5	2.5
5074	Plumbing and heating equipment and supplies (hydronics)	2.9	6.7	517	Petroleum and petroleum products7	1.8
5075	Warm air heating and air-conditioning equipment and supplies	9.5	6.0	5171	Petroleum bulk stations and terminals6	.4
5078	Refrigeration equipment and supplies	(D)	(D)	5172	Petroleum and petroleum products wholesalers, except bulk stations and terminals	1.5	16.1
508	Machinery, equipment, and supplies	4.6	7.5	518	Beer, wine, and distilled alcoholic beverages	5.8	1.5
5082	Construction and mining (except petroleum) machinery and equipment2	1.3	5181	Beer and ale	(D)	(D)
5083	Farm and garden machinery and equipment	—	2.4	5182	Wine and distilled alcoholic beverages	(D)	(D)
5084	Industrial machinery and equipment	18.1	22.6	519	Miscellaneous nondurable goods	(D)	(D)
5085	Industrial supplies	3.2	15.5	5191	Farm supplies	7.8	10.0
5087	Service establishment equipment and supplies	16.9	8.6	5192	Books, periodicals, and newspapers	2.3	1.3
5088	Transportation equipment and supplies, except motor vehicles	4.4	6.3	5193	Flowers, nursery stock, and florists' supplies	7.4	17.8
				5194	Tobacco and tobacco products	—	—
				5198	Paints, varnishes, and supplies	15.3	—
				5199	Nondurable goods, n.e.c.	(D)	(D)

¹Includes sales information obtained from administrative records of other Federal agencies.

²Includes sales information which was imputed based on historic company ratios or administrative records, or on industry averages.

Appendix F. **Geographic Notes**

NEVADA

There are no geographic notes for the State of Nevada.

Appendix G.

Establishments in Business Any Time During Year and Establishments in Business at End of Year for the State: 1992 and 1987

[For meaning of abbreviations and symbols, see introductory text. For explanation of terms and comparability of 1987 and 1992 censuses, see appendix A]

SIC code	Kind of business	Establishments in business —			
		Any time during year		At end of year	
		1992	1987	1992	1987
	Wholesale trade	2 075	1 589	1 918	1 504
50	Durable goods	1 342	1 035	1 234	978
501	Motor vehicles and automotive parts and supplies	213	171	199	163
5012	Automobiles and other motor vehicles	27	20	26	18
5013	Motor vehicle supplies and new parts	122	108	111	103
5014	Tires and tubes	28	13	27	12
5015	Motor vehicle parts, used	36	30	35	30
502	Furniture and homefurnishings	58	44	54	38
5021	Furniture	20	17	18	15
5023	Homefurnishings	38	27	36	23
503	Lumber and other construction materials	125	84	116	78
5031	Lumber, plywood, millwork, and wood panels	52	29	47	27
5032	Brick, stone, and related construction materials	35	22	34	22
5033	Roofing, siding, and insulation materials	11	9	11	8
5039	Construction materials, n.e.c.	27	24	24	21
504	Professional and commercial equipment and supplies	228	187	212	175
5043	Photographic equipment and supplies	6	3	5	3
5044	Office equipment	49	53	46	47
5045	Computers and computer peripheral equipment and software	75	54	68	52
5046	Commercial equipment, n.e.c.	43	34	42	31
5047	Medical, dental, and hospital equipment and supplies	32	27	29	27
5048	Ophthalmic goods	12	8	12	8
5049	Professional equipment and supplies, n.e.c.	11	8	10	7
505	Metals and minerals, except petroleum	22	17	20	15
5051	Metals service centers and offices	20	16	18	14
5052	Coal and other minerals and ores	2	1	2	1
506	Electrical goods	166	129	155	122
5063	Electrical apparatus and equipment, wiring supplies, and construction materials	96	69	91	66
5064	Electrical appliances, television and radio sets	14	13	12	11
5065	Electronic parts and equipment, n.e.c.	56	47	52	45
507	Hardware, and plumbing and heating equipment and supplies	118	96	102	91
5072	Hardware	31	27	28	26
5074	Plumbing and heating equipment and supplies (hydronics)	49	35	41	32
5075	Warm air heating and air-conditioning equipment and supplies	30	28	27	28
5078	Refrigeration equipment and supplies	8	6	6	5
508	Machinery, equipment, and supplies	275	204	249	200
5082	Construction and mining (except petroleum) machinery and equipment	54	37	49	35
5083	Farm and garden machinery and equipment	22	17	22	17
5084	Industrial machinery and equipment	61	54	52	53
5085	Industrial supplies	61	51	59	51
5087	Service establishment equipment and supplies	64	39	55	38
5088	Transportation equipment and supplies, except motor vehicles	13	6	12	6
509	Miscellaneous durable goods	137	103	127	96
5091	Sporting and recreational goods and supplies	36	20	34	20
5092	Toys and hobby goods and supplies	16	8	14	8
5093	Scrap and waste materials	24	20	21	18
5094	Jewelry, watches, precious stones, and precious metals	20	17	19	16
5099	Durable goods, n.e.c.	41	38	39	34
51	Nondurable goods	733	554	684	526
511	Paper and paper products	87	57	82	56
5111	Printing and writing paper	10	6	10	6
5112	Stationery and office supplies	62	40	59	39
5113	Industrial and personal service paper	15	11	13	11
512	Drugs, drug proprietaries, and druggists sundries	54	31	52	30
5122	Drugs, drug proprietaries, and druggists sundries	54	31	52	30
513	Apparel, piece goods, and notions	44	27	42	25
5131	Piece goods, notions, and other dry goods	8	7	8	6
5136	Men's and boys' clothing and furnishings	16	8	16	7
5137	Women's, children's, and infants' clothing and accessories	16	10	15	10
5139	Footwear	4	2	3	2

SIC code	Kind of business	Establishments in business —			
		Any time during year		At end of year	
		1992	1987	1992	1987
51	Nondurable goods — Con.				
514	Groceries and related products	199	154	185	148
5141	Groceries, general line	30	19	28	17
5142	Packaged frozen foods	9	11	9	11
5143	Dairy products, except dried or canned	14	15	14	15
5144	Poultry and poultry products	4	7	2	7
5145	Confectionery	9	6	9	6
5146	Fish and seafoods	12	5	11	5
5147	Meats and meat products	15	16	13	16
5148	Fresh fruits and vegetables	19	12	18	9
5149	Groceries and related products, n.e.c.	87	63	81	62
515	Farm-product raw materials	13	10	13	8
5153	Grain and field beans	4	6	4	6
5154	Livestock	6	4	6	2
5159	Farm-product raw materials, n.e.c.	3	—	3	—
516	Chemicals and allied products	50	34	47	30
5162	Plastics materials and basic forms and shapes	14	10	13	9
5169	Chemicals and allied products, n.e.c.	36	24	34	21
517	Petroleum and petroleum products	77	65	70	64
5171	Petroleum bulk stations and terminals	52	46	49	46
5172	Petroleum and petroleum products wholesalers, except bulk stations and terminals	25	19	21	18
518	Beer, wine, and distilled alcoholic beverages	21	25	21	21
5181	Beer and ale	13	12	13	12
5182	Wine and distilled alcoholic beverages	8	13	8	9
519	Miscellaneous nondurable goods	188	151	172	144
5191	Farm supplies	45	38	41	35
5192	Books, periodicals, and newspapers	27	22	23	20
5193	Flowers, nursery stock, and florists' supplies	25	15	22	15
5194	Tobacco and tobacco products	9	8	9	8
5198	Paints, varnishes and supplies	12	9	12	9
5199	Nondurable goods, n.e.c.	70	59	65	57

Publication Program

1992 CENSUS OF WHOLESALE TRADE

Publications of the 1992 Census of Wholesale Trade, containing data on wholesale trade establishments with payroll in the United States, are described below. Publications order forms for specific reports may be obtained from any Department of Commerce district office or from Data User Services Division, Customer Services, Bureau of the Census, Washington, DC 20233-8300. The first results were issued in press releases. Final detailed statistics are issued in separate paperbound reports and compact disc-read only memory (CD-ROM).

Final Reports

Geographic area series—52 reports (WC92-A-1 to -52)

A separate paperbound report containing data for establishments with payroll is published for each State, the District of Columbia, and the United States. Each report presents general statistics for establishments with payroll, on number of establishments, sales, payroll, employment, operating expenses, and inventories. At the State level, data also are presented separately for the following types of wholesale operations: merchant wholesalers; manufacturers' sales branches and offices; and agents, brokers, and commission merchants. Less type-of-operation detail is shown below the State level. For States, MA's, and counties and places with 200 wholesale establishments or more, statistics are presented by kind of business. Greater kind-of-business detail is shown for larger areas. In addition, data are shown for all places with 2,500 inhabitants or more and all counties (with no kind-of-business detail). For each State, the District of Columbia, and the United States, 1992 data are provided on sales and employees per establishment, sales and payroll per employee, payroll as a percent of operating expenses, and operating expenses and end-of-year inventories as percentages of sales. Comparative statistics showing percent changes in sales and payroll between 1987 and 1992 also are shown by kind of business.

Subject series—4 reports (WC92-S-1 to -4)

The *Establishment and Firm Size* report (WC92-S-1) presents data for establishments with payroll, based on size of establishment, size of company or firm, and legal form of organization. Establishment statistics are presented by sales size and by employment size; statistics for firms by sales size (including concentration by largest firms), by employment size, and by number of establishments operated (single units and multiunits). Statistics are presented by kind of business on the number of establishments, sales, payroll, and employment for the United States.

The *Measures of Value Produced, Capital Expenditures, Depreciable Assets, and Operating Expenses* report (WC92-S-2) presents data on measures of value produced, capital expenditures, depreciable assets, and operating expenses for firms with payroll

for the United States by major kinds of business. Measures of value produced include gross margin, value added, and net income produced at market prices and factor costs. Operating expenses include annual payroll, supplemental labor costs, purchased services, etc. Sales, purchases, and beginning and ending inventories data also are provided.

The *Commodity Line Sales* report (WC92-S-3) presents data on major categories of commodities sold by wholesale kinds of business for the United States. Data for 15 selected MA's and 15 selected States will be available on electronic media only. Tables present data for each kind of business and show, for each commodity line, the number of establishments handling the line and their sales of the line; the percentage of total sales of the kind of business accounted for by each of the lines carried; and, for establishments actually handling a specific line, the percentage of total sales represented by sales of that line. Summary statistics also are provided for the broad commodity line categories, including counts of establishments and the amount and percentage of the line sold by various kinds of wholesale businesses.

The *Miscellaneous Subjects* report (WC92-S-4) contains data by kind of business on employment by principal activity; sales by class of customer; inventory valuation methods; commissions and gross selling value of business conducted for others by agents and brokers; gross margins, gross profits, and their components; and on petroleum bulk stations and terminals. Data are presented for the United States as a whole; for petroleum bulk stations and terminals, States, and counties.

Electronic Media

All data included in the printed reports are available on CD-ROM. The CD-ROM's provide the same information found in the final reports as well as additional information not published in the final reports, such as commodity line sales data for States (WC92-S-3). Electronic media products are available for users who wish to summarize, rearrange, or process large amounts of data. These products, with corresponding technical documentation, are sold by Data User Services Division, Customer Services, Bureau of the Census, Washington, DC 20233-8300.

OTHER ECONOMIC CENSUS REPORTS

Data on retail trade, service industries, transportation, communications, utilities, financial, insurance, real estate, construction industries, manufactures, mineral industries, enterprise statistics, minority-owned business enterprises, and women-owned businesses also are available from the 1992 Economic Census. A separate series of reports covers the census of outlying areas: Puerto Rico, Virgin Islands of the United States, Guam, and the Northern Marianas. Separate announcements describing these reports are available free of charge from Data User Services Division, Customer Services, Bureau of the Census, Washington, DC 20233-8300.