

# 1992

## Census of Wholesale Trade


---

WC92-A-28

GEOGRAPHIC AREA SERIES

# Nebraska

---



## Acknowledgments

Many persons participated in the various activities of the 1992 Census of Wholesale Trade. The overall planning and review of the census operations were performed by the Economic Census Staff of the Economic Planning and Coordination Division.

This report was prepared in the Services Division. **Bobby E. Russell**, Assistant Chief for Census Programs, was responsible for the overall planning, management, and coordination of the census of wholesale trade. Planning and implementation were under the direction of **John R. Trimble**, Chief, Wholesale Census Branch, with primary staff assistance by **Steven L. Barron**, **John L. Vignali**, **Gary E. Swenson**, **Scott P. Handmaker**, **Daniel C. Collier**, **Barbara A. Collier**, **Cary L. Fletcher**, **Dennis R. Johnson**, and **Karen K. Sigmon**.

Systems and procedures for mailout, receipt, correspondence, data input, industry classification, other clerical processing, administrative record processing, quality control, and the associated electronic computer programs, were developed in the Economic Planning and Coordination Division.

Mailout preparation and receipt operations, clerical and analytical review activities, data keying, and geocoding review were performed by the staff of the Data Preparation Division, **Judith N. Petty**, Chief.

Geographic coding procedures and associated computer programs were developed by the staff of the Geography Division.

The computer processing systems were developed and coordinated in the Economic Statistical Methods and Programming Division, **Charles P. Pautler, Jr.**, Chief. **H. Ray Dennis**, Assistant Chief for Business Programs, was responsible for the design and implementation of the computer systems. The computer programs were prepared under the supervision of **Steven G. McCraith**, Chief, Utilities and Financial Census Branch, and **William C. Wester**, Chief, Business Census Branch, assisted by **Dennis P. Kelly**, **Barbara L. Lambert**, **Josephine S. McLaughlin**, **William D. McClain**, **David Wang**, and **David L. Sipes**.

Computer processing was performed in the Computer Services Division, **Marvin D. Raines**, Chief.

The staff of the Administrative and Publications Services Division, **Walter C. Odom**, Chief, performed planning, design, composition, editorial review, and printing planning and procurement for publications and report forms. **Gladys Rea** provided publication coordination and editing.

Special acknowledgment is also due the many businesses whose cooperation has contributed to the publication of these data.

If you have any questions concerning the statistics in this report, call 301-457-2725.

# 1992 Census of Wholesale Trade

---

WC92-A-28

GEOGRAPHIC AREA SERIES

## Nebraska

---

Issued December 1994



**U.S. Department of Commerce**  
**Ronald H. Brown**, Secretary  
**David J. Barram**, Deputy Secretary  
**Economics and Statistics Administration**  
**Everett M. Ehrlich**, Under Secretary  
for Economic Affairs  
**BUREAU OF THE CENSUS**  
**Martha Farnsworth Riche**, Director

---



**Economics and Statistics  
Administration**

**Everett M. Ehrlich**, Under Secretary  
for Economic Affairs



**BUREAU OF THE CENSUS**

**Martha Farnsworth Riche**, Director  
**Harry A. Scarr**, Deputy Director

**Paula J. Schneider**, Principal Associate  
Director for Programs

**Thomas L. Mesenbourg**, Acting Associate  
Director for Economic Programs

**Thomas L. Mesenbourg**, Assistant Director  
for Economic Programs

**ECONOMIC PLANNING AND COORDINATION  
DIVISION**

**John P. Govoni**, Chief

**SERVICES DIVISION**

**Carole A. Ambler**, Chief

# Introduction to the Economic Census

## PURPOSES AND USES OF THE ECONOMIC CENSUS

The economic census is the major source of facts about the structure and functioning of the Nation's economy. It provides essential information for government, business, industry, and the general public.

The economic census furnishes an important part of the framework for such composite measures as the gross domestic product, input/output measures, production and price indexes, and other statistical series that measure short-term changes in economic conditions.

Policymaking agencies of the Federal Government use the data, especially in monitoring economic activity and providing assistance to business.

State and local governments use the data to assess business activities and tax bases within their jurisdictions and to develop programs to attract business.

Trade associations study trends in their own and competing industries and keep their members informed of market changes.

Individual businesses use the data to locate potential markets and to analyze their own production and sales performance relative to industry or area averages.

## AUTHORITY AND SCOPE

Title 13 of the United States Code (sections 131, 191, and 224) directs the Census Bureau to take the economic census every 5 years, covering years ending in 2 and 7. The 1992 Economic Census consists of the following eight censuses:

- Census of Retail Trade
- Census of Wholesale Trade
- Census of Service Industries
- Census of Financial, Insurance, and Real Estate Industries
- Census of Transportation, Communications, and Utilities
- Census of Manufactures
- Census of Mineral Industries
- Census of Construction Industries

Special programs also cover enterprise statistics and minority-owned and women-owned businesses. (The 1992 Census of Agriculture and 1992 Census of Governments are conducted separately.) The next economic census is scheduled to be taken in 1998 covering the year 1997.

## AVAILABILITY OF THE DATA

The results of the economic census are available in printed reports for sale by the U.S. Government Printing Office and on compact discs for sale by the Census Bureau. Order forms for all types of products are available on request from Customer Services, Bureau of the Census, Washington, DC 20233-8300. A more complete description of publications being issued from this census is on the inside back cover of this document.

Census facts are also widely disseminated by trade associations, business journals, and newspapers. Volumes containing census statistics are available in most major public and college libraries. Finally, State data centers in every State as well as business and industry data centers in many States also supply economic census statistics.

## WHAT'S NEW IN 1992

The 1992 Economic Census covers more of the economy than any previous census. New for 1992 are data on communications, utilities, finance, insurance, and real estate, as well as coverage of more transportation industries. The economic, agriculture, and governments censuses now collectively cover nearly 98 percent of all economic activity.

Among other changes, new 1992 definitions affect the boundaries of about a third of all metropolitan areas. Also, the Survey of Women-Owned Businesses has now been expanded to include all corporations.

## HISTORICAL INFORMATION

The economic census has been taken as an integrated program at 5-year intervals since 1967 and before that for 1963, 1958, and 1954. Prior to that time, the individual subcomponents of the economic census were taken separately at varying intervals.

The economic census traces its beginnings to the 1810 Decennial Census, when questions on manufacturing were included with those for population. Coverage of economic activities was expanded for 1840 and subsequent censuses to include mining and some commercial activities. In 1902, Congress established a permanent Census Bureau and directed that a census of manufactures be taken every 5 years. The 1905 Manufactures Census was the first time a census was taken apart from the regular every-10-year population census.

The first census of business was taken in 1930, covering 1929. Initially it covered retail and wholesale trade and construction industries, but it was broadened in 1933 to include some of the service trades.

The 1954 Economic Census was the first census to be fully integrated—providing comparable census data across economic sectors, using consistent time periods, concepts, definitions, classifications, and reporting units. It was the first census to be taken by mail, using lists of firms provided by the administrative records of other Federal agencies. Since 1963, administrative records also have been used to provide basic statistics for very small firms, reducing or eliminating the need to send them census questionnaires. The Enterprise Statistics Program, which publishes combined data from the economic census, was made possible with the implementation of the integrated census program in 1954.

The range of industries covered in the economic censuses has continued to expand. The census of construction industries began on a regular basis in 1967, and the scope of service industries was broadened in 1967, 1977, and 1987. The census of transportation began in 1963 as a set of surveys covering travel, transportation of commodities, and trucks, but expanded in 1987 to cover business establishments in several transportation industries. For 1992, these statistics are incorporated into a broadened census of transportation, communications, and utilities. Also new for 1992 is the census of financial, insurance, and real estate industries. This is part of a gradual expansion in coverage of industries previously subjected to government regulation.

The Survey of Minority-Owned Business Enterprises was first conducted as a special project in 1969 and was incorporated into the economic census in 1972 along with the Survey of Women-Owned Businesses.

An economic census has also been taken in Puerto Rico since 1909, in the Virgin Islands of the United States and Guam since 1958, and in the Commonwealth of the Northern Mariana Islands since 1982.

Statistical reports from the 1987 and earlier censuses provide historical figures for the study of long-term time series and are available in some large libraries. All of the census data published since 1967 are still available for sale on microfiche from the Census Bureau.

## AVAILABILITY OF MORE FREQUENT ECONOMIC DATA

While the census provides complete enumerations every 5 years, there are many needs for more frequent data as well. The Census Bureau conducts a number of monthly, quarterly, and annual surveys, with the results appearing in publication series such as Current Business Reports (retail and wholesale trade and service industries), the Annual Survey of Manufactures, Current Industrial Reports, and the Quarterly Financial Report. Most of these surveys, while providing more frequent observations, yield less kind-of-business and geographic detail than the census. The County Business Patterns program offers annual statistics on the number of establishments, employment, and payroll classified by industry within each county.

## SOURCES FOR MORE INFORMATION

More information about the scope, coverage, classification system, data items, and publications for each of the economic censuses and related surveys is published in the *Guide to the 1992 Economic Census and Related Statistics*. More information on the methodology, procedures, and history of the census will be published in the *History of the 1992 Economic Census*. Contact Customer Services for information on availability.

# Census of Wholesale Trade

## GENERAL

The 1992 Census of Wholesale Trade, part of the 1992 Economic Census, covered wholesale trade as defined in the *Standard Industrial Classification Manual: 1987*<sup>1</sup> (SIC). It included all establishments with one or more paid employees primarily engaged in selling merchandise to retailers; other wholesalers; or industrial, commercial, institutional, farm, or professional users. Companies selling products to which they have title, as well as those acting as agents or brokers in buying or selling merchandise to others, are included. The census excluded governmental organizations classified in the covered industries except for wholesale liquor establishments operated by State and local governments.

The basic tabulations in this report do not include data for establishments which are "auxiliary" (primary function is providing a service, such as warehouses) to other establishments within the same organization. Data for auxiliaries are presented in a subsequent report issued as part of the 1992 Enterprise Statistics reports.

Wholesale firms without employees are excluded from the census. In the census of retail trade, the sales of firms with no paid employees are derived from administrative records of other Federal agencies rather than from a direct canvass. These sources proved impractical for wholesale firms without paid employees. In the census of wholesale trade, the sales value is the gross volume of business conducted. Firms which operated wholly or partly on a commission basis must provide both the gross volume of business conducted and commission receipts on census forms. Agents and brokers do not report to other Federal agencies the gross selling value of goods. Moreover, administrative records make no distinction between commission receipts and sales of products by wholesalers.

Appendix A gives a more detailed explanation of census coverage and methodology.

## CENSUS DISCLOSURE RULES

In accordance with Federal law governing census reports, no data are published that would disclose the operations of an individual establishment or business. However, the number of establishments in a kind-of-business

classification is not considered a disclosure, therefore, this information may be released even though other information is withheld.

## GEOGRAPHIC AREAS COVERED

This report series presents data for the following areas:

1. The United States as a whole.
2. Each State and the District of Columbia
3. Each consolidated metropolitan statistical area (CMSA) and primary metropolitan statistical area (PMSA) defined by the Office of Management and Budget (OMB) as of June 30, 1993. A CMSA is an area used to facilitate the presentation and analysis of data for large concentrations of metropolitan populations. It includes two or more contiguous PMSA's which have a population of at least 1,000,000<sup>2</sup> and which meet specific criteria of urban character and of social and economic integration.
4. Each metropolitan statistical area (MSA) defined by the OMB as of June 30, 1993. An MSA is an integrated economic and social unit with a population nucleus of at least 50,000 inhabitants.<sup>2</sup> Each MSA consists of one or more counties meeting standards of metropolitan character; in New England, cities and towns rather than counties are the component geographic units.
5. The area within the State outside metropolitan areas (MA's).
6. Each county or county equivalent.<sup>3</sup> Counties are the primary divisions of States, except in Louisiana where they are called parishes and in Alaska where they are called boroughs and census areas. Maryland, Missouri, Nevada, and Virginia have one place or more that is independent of any county organization and constitutes primary divisions of their States. These places are treated as counties and as places.
7. Each consolidated city.<sup>3</sup> Consolidated cities are consolidated governments which consists of separately incorporated municipalities.
8. Each municipality of 2,500 inhabitants or more incorporated as a city, borough, village, or town.<sup>2 3</sup>

<sup>1</sup>*Standard Industrial Classification Manual: 1987*. For sale by Superintendent of Documents, U.S. Government Printing Office, Washington, DC 20402. Stock No. 041-001-00314-2.

<sup>2</sup>According to 1990 Census of Population or subsequent special census.

<sup>3</sup>Those defined as of January 1, 1992.

For the economic census, boroughs and census areas in Alaska, and boroughs in New York, are not included in this category.

9. Special economic urban areas (SEUA's), which include townships in Michigan, New Jersey, and Pennsylvania and towns in New York, Wisconsin, and the six New England States with 10,000 inhabitants or more.<sup>4</sup>

## DOLLAR VALUES

All dollar values presented in this report are expressed in current dollars, i.e., 1992 data are expressed in 1992 dollars and 1987 data in 1987 dollars. Consequently, when making comparisons to prior years, users of the data should consider the inflation that has occurred

## RELIABILITY OF DATA

All data compiled in this report originated from either census questionnaires or administrative records of other Federal agencies and, therefore, are not subject to sampling errors. However, the data are subject to nonsampling errors. Nonsampling errors can be attributed to many sources: inability to identify all cases in the actual universe; definition and classification difficulties; differences in the interpretation of questions; errors in recording or coding the data obtained; and other errors of collection, response, coverage, and estimation for missing or misreported data.

The accuracy of these tabulated data is determined by the joint effects of the various nonsampling errors. No direct measurement of these effects has been obtained except for estimation for missing or misreported data; however, precautionary steps were taken in all phases of the collection, processing, and tabulation of the data in an effort to minimize the effects of nonsampling errors.

The Census Bureau obtains on computer tape limited information extracted from administrative records of other Federal agencies. This information is used in conjunction with other information available to the Census Bureau to develop estimates for nonemployers, small employers, and other establishments for which responses were not received in time for publication. For an indication of the extent that data included in these reports were obtained from the administrative records of other Federal agencies and from estimation, rather than reports directly from respondents, see appendix E. Also, see appendix A for a more detailed explanation of census coverage and methodology.

## SPECIAL TABULATIONS

Special tabulations of data collected in the 1992 Census of Wholesale Trade may be obtained, depending on availability of time and personnel, on diskette, computer tape,

<sup>4</sup>According to 1990 Census of Population or subsequent special census.

or in tabular form. The data will be in summary form and subject to the same rules prohibiting disclosure of confidential information (including name, address, kind of business, or other data for individual business establishments or companies) as are the regular publications.

Special tabulations are prepared on a cost basis. A request for a cost estimate, as well as exact specifications on the type and format of the data to be provided, should be directed to the Chief, Services Division, Bureau of the Census, Washington, DC 20233.

To discuss a special tabulation before submitting specifications, call 1-800-541-8345.

## ABBREVIATIONS AND SYMBOLS

The following abbreviations and symbols are used in this publication:

–	Represents zero.
(D)	Withheld to avoid disclosing data for individual companies; data are included in broader kind-of-business totals.
(IC)	Independent city.
(NA)	Not available.
(NC)	Not comparable.
(X)	Not applicable.
CMSA	Consolidated metropolitan statistical area.
MA	Metropolitan area.
MSA	Metropolitan statistical area.
n.e.c.	Not elsewhere classified.
PMSA	Primary metropolitan statistical area.
pt.	Part.
r	Revised.
SEUA	Standard economic urban area.
SIC	Standard Industrial Classification.

The following symbols are used in this publication to show employment size ranges for employment data that has been withheld to avoid disclosing data for individual companies (employment size range codes are provided for the first time in the 1992 Economic Census):

Symbol	Employment size
AA	0—19
BB	20—99
CC	100—249
EE	250—499
FF	500—999
GG	1,000—2,499
HH	2,500—4,999
II	5,000—9,999
JJ	10,000—24,999
KK	25,000—49,999
LL	50,000—99,999
MM	100,000 or more



# Users' Guide for Locating Statistics in This Report by Table Number

Information shown in tables	Table									
	1	2	3	4	5	6	7	8	9	10
<b>GEOGRAPHIC AREAS</b>										
The State .....	X	X	X						X	X
Metropolitan Areas (MA's) in the State.....							X			
Area of the State not in any MA .....								X		
Counties in the State .....				X						X
Places in the State .....				<sup>2</sup> X	<sup>1</sup> X	<sup>1</sup> X			<sup>2</sup> X	
<b>DATA ITEMS<sup>3</sup></b>										
Establishments.....	X		X	<sup>4</sup> X	<sup>4</sup> X	<sup>4</sup> X	<sup>4</sup> X	<sup>4</sup> X		
Sales .....	X		X	<sup>4</sup> X	<sup>4</sup> X	<sup>4</sup> X	<sup>4</sup> X	<sup>4</sup> X	X	X
Annual payroll .....	X		X	<sup>4</sup> X	<sup>4</sup> X	<sup>4</sup> X	<sup>4</sup> X	<sup>4</sup> X		
First-quarter payroll.....	X									
Paid employees for pay period including March 12, 1992 .....	X		X	<sup>5</sup> X	<sup>5</sup> X	<sup>5</sup> X	<sup>5</sup> X	<sup>5</sup> X		
Inventories .....	X									
Operating expenses .....	X									
Sales per establishment.....		X								
Sales per employee .....		X								
Annual payroll per employee.....		X								
Annual payroll as a percent of operating expenses.....		X								
Employees per establishment.....		X								
Operating expenses as a percent of sales .....		X								
End-of-year inventories as a percent of sales....		X								
1987 to 1992 comparative statistics (sales, payroll, etc.).....			X							
Counties ranked by volume of sales .....										X
Places ranked by volume of sales.....									<sup>2</sup> X	

<sup>1</sup>Includes areas with 200 wholesale establishments or more.

<sup>2</sup>Includes places with 2,500 inhabitants or more, according to the 1990 Census of Population.

<sup>3</sup>See Explanation of Terms, appendix A.

<sup>4</sup>Manufacturers' sales branches and offices, and agents, brokers, and commission merchants are combined and displayed as "other types of operation."

<sup>5</sup>Presented for total and merchant wholesalers only.

# Users' Guide for Locating Statistics in the 1992 Census of Wholesale Trade Reports

Report and geographic area	Information shown in reports by kind of business or industry category										
	Number of establishments	Sales (\$1,000)	Payroll (\$1,000)	Number of employees	Inventories (\$1,000)	Operating expenses (\$1,000)	Commodity line sales (\$1,000)	Sales size and employment size <sup>1</sup>	Legal form of organization	Petroleum bulk stations and terminals	Selected topics
<b>GEOGRAPHIC AREA SERIES</b>											
United States .....	X	X	X	X	X	X					
State .....	X	X	X	X	X	X					
MA .....	X	X	X	X							
County .....	X	X	X	X							
Place .....	X	X	X	X							
<b>ESTABLISHMENT AND FIRM SIZE (INCLUDING LEGAL FORM OF ORGANIZATION)</b>											
United States .....	X	X	<sup>2</sup> X	<sup>2</sup> X	<sup>2</sup> X	<sup>2</sup> X		X	X		
<b>MEASURES OF VALUE PRODUCED, CAPITAL EXPENDITURES, DEPRECIABLE ASSETS, AND OPERATING EXPENSES</b>											
United States <sup>2</sup> .....		X	X		X	X			X		<sup>3</sup> X
<b>COMMODITY LINE SALES</b>											
United States .....	X	X					X				
State <sup>4</sup> .....	X	X					X				
MA <sup>4</sup> .....	X	X					X				
<b>MISCELLANEOUS SUBJECTS</b>											
United States .....	X	X	X	X	X	X				X	<sup>5</sup> X
State .....					X					X	
County .....					X					X	

<sup>1</sup>Establishments and firms.

<sup>2</sup>Merchant wholesalers only.

<sup>3</sup>Value produced, capital expenditures, depreciable assets, and selected operating expenses detail.

<sup>4</sup>Available on CD ROM only.

<sup>5</sup>Class of customer; employment by principal activity; detailed type of operation; inventory detail; commissions of agents and brokers; and gross margins, gross profits, and their components of merchant wholesalers.

# Contents

## Nebraska

[Page numbers listed here omit the prefix that appears as part of the number of each page]

	Page
Introduction to the Economic Census.....	III
Census of Wholesale Trade .....	V
Users' Guide for Locating Statistics in This Report by Table Number .....	VII
Users' Guide for Locating Statistics in the 1992 Census of Wholesale Trade Reports ...	VIII
Summary of Findings .....	2

### FIGURES

1. Percent of Wholesale Sales by Type of Operation: 1992 and 1987 .....	3
2. Wholesale Sales by Industry Group: 1992 and 1987 .....	4
3. Wholesale Employment by Industry Group: 1992 and 1987 .....	5
Maps .....	6

### TABLES

1. Summary Statistics for the State: 1992 .....	7
2. Selected Ratios for the State: 1992 .....	11
3. Comparative Statistics for the State: 1992 and 1987 .....	14
4. Summary Statistics for Counties and for Places With 2,500 Inhabitants or More: 1992 .....	17
5. Summary Statistics for Places With 200 Establishments or More: 1992.....	20
6. Summary Statistics for Counties With 200 Establishments or More: 1992.....	22
7. Summary Statistics for Metropolitan Areas: 1992.....	24
8. Summary Statistics for the Area Outside Metropolitan Areas: 1992 .....	26
9. Places With 2,500 Inhabitants or More Ranked by Volume of Sales: 1992.....	27
10. Counties Ranked by Volume of Sales: 1992.....	28

### APPENDIXES

A. General Explanation .....	A-1
B. Sample Report Form and Instructions .....	B-1
C. Kind-of-Business Titles and Reporting-Form Numbers .....	C-1
D. Metropolitan Areas .....	D-1
E. Percent of Sales Data Based on Administrative Records and Estimation for the State: 1992 .....	E-1
F. Geographic Notes.....	F-1
G. Establishments in Business Any Time During Year and Establishments in Business at End of Year for the State: 1992 and 1987 .....	G-1

Publication Program..... Inside back cover

## Summary of Findings

---

Nebraska had 4,035 wholesale establishments in 1992 with \$32.5 billion in sales. This represents a 1.6 percent increase in wholesale establishments and a 52.1 percent increase in sales over 1987 according to the 1992 Census of Wholesale Trade conducted by the Bureau of the Census, U.S. Department of Commerce.

Merchant wholesalers accounted for 89.4 percent or 3,608 of the total establishments and 46.4 percent or \$15.1 billion of the total sales in 1992 compared with 89.2 percent of the establishments and 54.4 percent of the sales in 1987. Manufacturers' sales branches and offices with 210 establishments and \$14.4 billion in sales and agents, brokers, and commission merchants with 217 establishments and \$3.0 billion in sales made up the rest of the wholesale trade total in 1992.

Grain and field beans wholesalers were the largest group of wholesalers by kind of business in terms of sales with \$4.2 billion followed by farm supplies wholesalers with \$1.9 billion and computers and computer peripheral equipment and software wholesalers with \$1.6 billion. Out of 69 kind of business groups, these three accounted for 23.6 percent of the total sales in the State.

Annual payroll for all wholesalers in the State was up from \$836.1 million in 1987 to \$1.1 billion in 1992. Merchant wholesalers had annual payroll of \$918.9 million in 1992 while manufacturers' sales branches and offices recorded \$120.2 million and agents, brokers, and commission merchants had \$37.0 million.

Employment by all wholesalers in Nebraska as of mid-March 1992 was 47,053, an increase of 9.1 percent since 1987. Merchant wholesalers with 40,923 employees accounted for 87.0 percent of the total wholesale employment in 1992 compared with 86.3 percent in 1987.

Inventories of \$1.7 billion were held at wholesale establishments in the State at the end of 1992. Merchant wholesalers held 95.4 percent of these inventories while manufacturers' sales branches and sales offices held 4.3 percent and agent, brokers, and commission merchants held .3 percent. Inventories of all wholesalers increased during 1992 by 1.0 percent while those of merchant wholesalers increased 1.7 percent.

Payroll per employee in the State averaged \$22.9 thousand for all wholesalers in 1992, an increase of 18.0 percent since 1987. Merchant wholesalers averaged \$22.5 thousand per employee while manufacturers' sales branches and offices was \$32.3 thousand and agents, brokers, and commission merchants were \$15.3 thousand in 1992.

Annual payroll as a percent of operating expenses for all wholesalers increased from 46.9 percent in 1987 to 48.6 percent in 1992. The ratio for merchant wholesalers was 49.1 percent; for manufacturers' sales branches and offices it was 44.7 percent; and for agents, brokers and commission merchants it was 50.0 percent.

Figure 1. **Percent of Wholesale Sales by Type of Operation: 1992 and 1987**  
(Percents may not add to 100 because of rounding. For meaning of abbreviations and symbols, see introductory text)

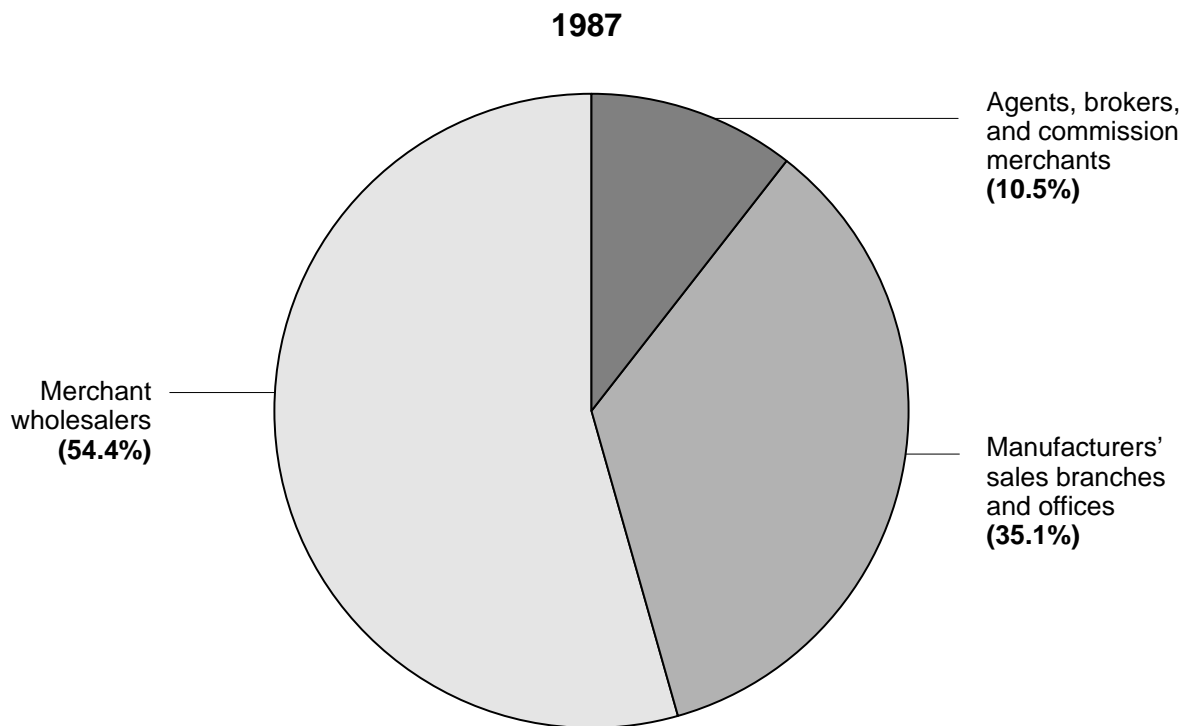
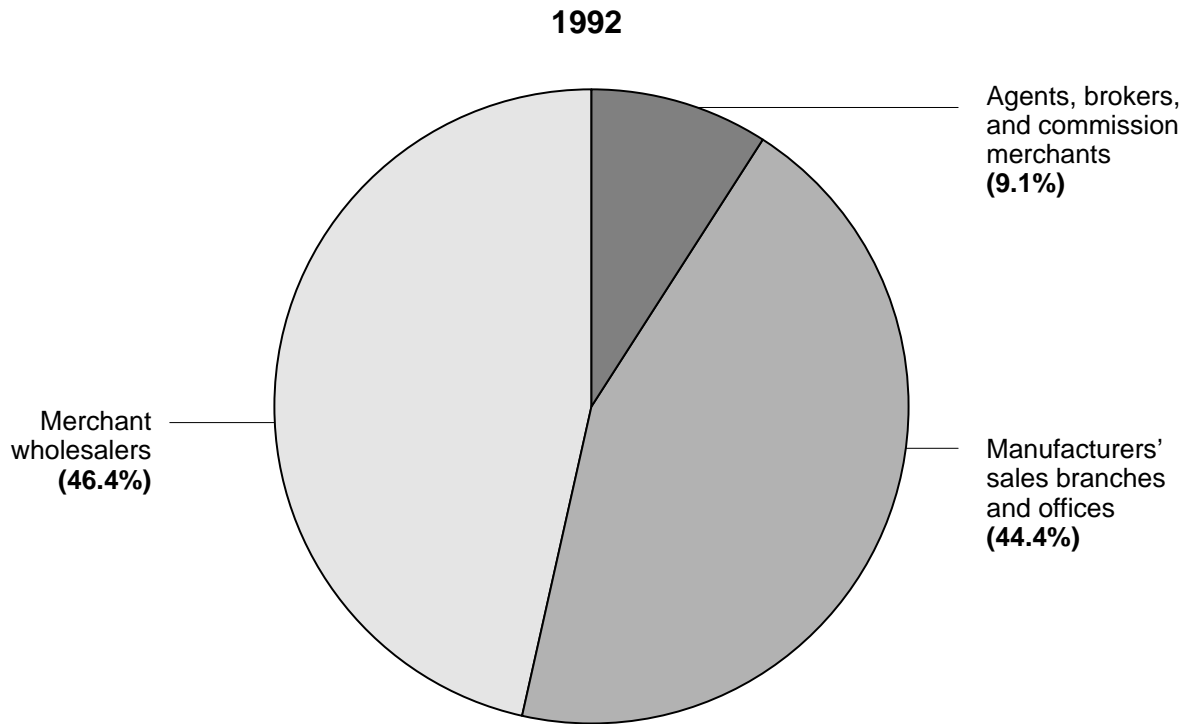


Figure 2. **Wholesale Sales by Industry Group: 1992 and 1987**  
 (Millions of dollars. For meaning of abbreviations and symbols, see introductory text)

1992   
 1987 

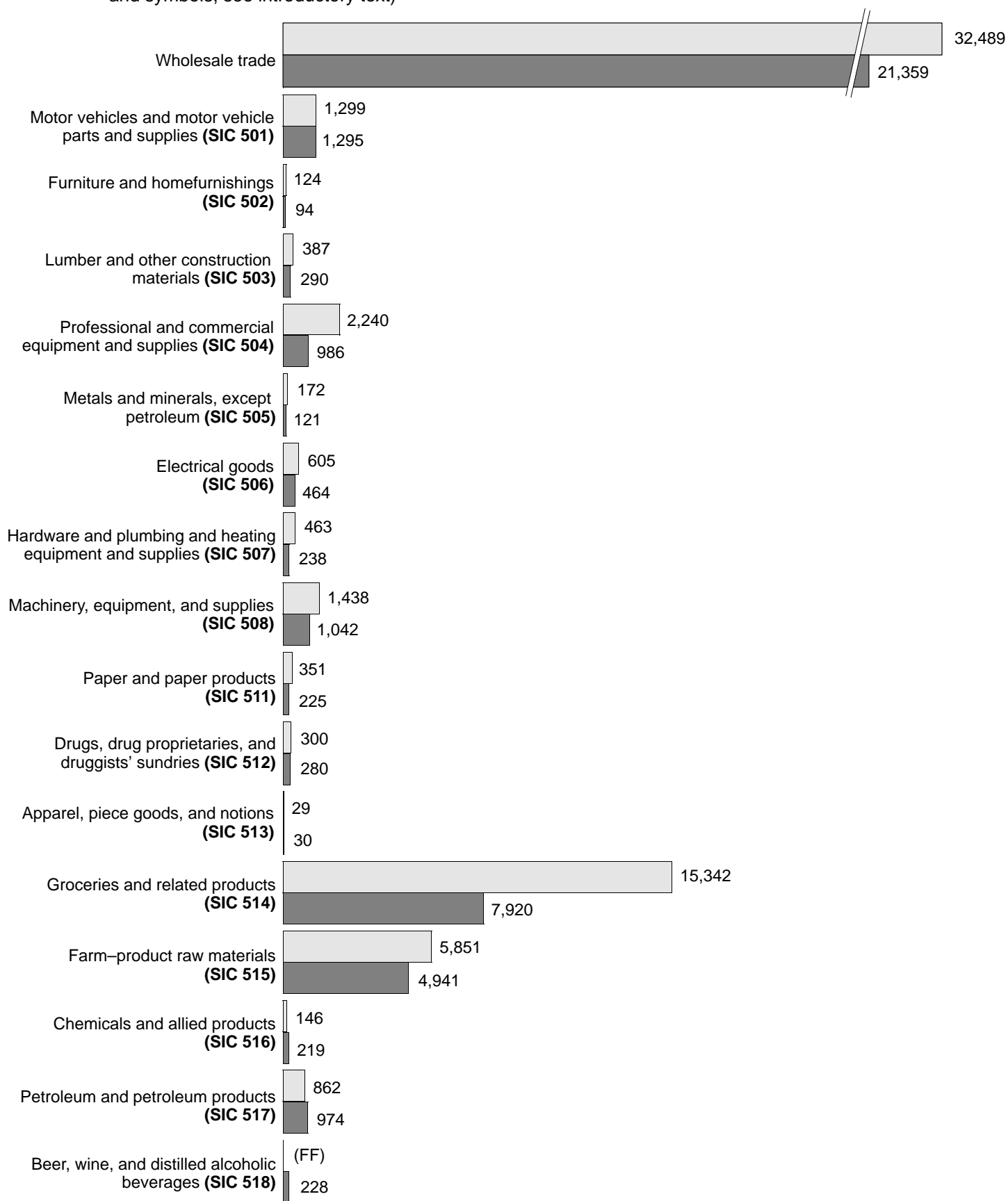
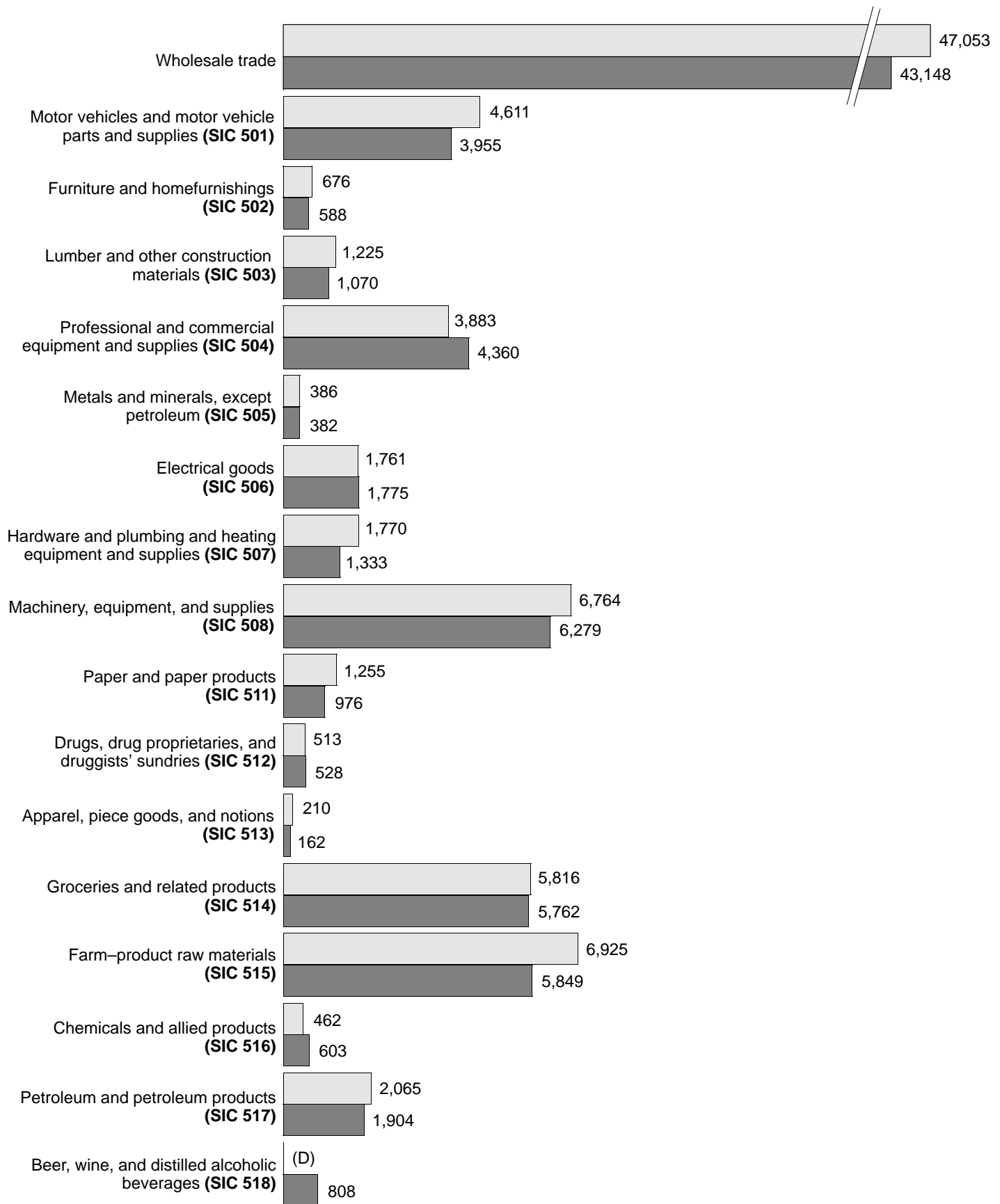


Figure 3. **Wholesale Employment by Industry Group: 1992 and 1987**  
 (Number. For meaning of abbreviations and symbols, see introductory text)

1992   
 1987 







**Table 1. Summary Statistics for the State: 1992**

[For meaning of abbreviations and symbols, see introductory text. For explanation of terms and comparability of 1987 and 1992 censuses, see appendix A]

SIC code	Type of operation and kind of business	Establishments (number)	Sales (\$1,000)	Annual payroll (\$1,000)	First-quarter payroll (\$1,000)	Paid employees for pay period including March 12 (number)	Operating expenses (\$1,000)	End-of-1991 inventories (\$1,000)	End-of-1992 inventories (\$1,000)
	<b>Wholesale trade</b> -----	<b>4 035</b>	<b>32 488 750</b>	<b>1 076 038</b>	<b>253 318</b>	<b>47 053</b>	<b>2 216 047</b>	<b>1 694 311</b>	<b>1 711 920</b>
	<b>TYPES OF OPERATION</b>								
	<b>Merchant wholesalers</b> -----	<b>3 608</b>	<b>15 090 436</b>	<b>918 864</b>	<b>215 431</b>	<b>40 923</b>	<b>1 873 112</b>	<b>1 606 270</b>	<b>1 632 994</b>
	Wholesale distributors and jobbers -----	3 104	11 031 813	794 662	188 315	35 460	1 564 256	1 194 687	1 220 118
	Importers -----	45	335 217	31 518	5 661	1 132	51 234	43 394	56 453
	Exporters -----	41	(D)	(D)	(D)	EE	(D)	(D)	(D)
	Terminal grain elevators -----	4	(D)	(D)	(D)	BB	(D)	(D)	(D)
	Country grain elevators -----	358	2 861 553	65 845	15 272	3 324	198 513	286 251	269 433
	Assemblers of farm products, except country grain elevators -----	56	319 727	16 525	3 634	637	33 208	25 171	26 262
	<b>Manufacturers' sales branches and sales offices</b> -----	<b>210</b>	<b>14 439 979</b>	<b>120 223</b>	<b>29 361</b>	<b>3 717</b>	<b>268 993</b>	<b>79 633</b>	<b>73 155</b>
	Sales branches (with stock) -----	140	(D)	(D)	(D)	HH	(D)	(D)	(D)
	Sales offices (without stock) -----	70	(D)	(D)	(D)	FF	(D)	(D)	(D)
	<b>Agents, brokers, and commission merchants</b> ----	<b>217</b>	<b>2 958 335</b>	<b>36 951</b>	<b>8 526</b>	<b>2 413</b>	<b>73 942</b>	<b>8 408</b>	<b>5 771</b>
	Auction companies -----	39	1 343 508	11 431	2 608	1 528	25 355	2 715	2 306
	Brokers -----	39	561 078	10 204	2 164	368	18 100	—	—
	Commission merchants -----	36	683 060	4 289	947	201	9 228	4 562	2 897
	Import agents -----	2	(D)	(D)	(D)	AA	(D)	(D)	(D)
	Export agents -----	1	(D)	(D)	(D)	AA	(D)	(D)	(D)
	Manufacturers' agents -----	100	365 519	10 902	2 785	312	20 584	1 131	568
	<b>TYPES OF OPERATION BY KIND OF BUSINESS</b>								
	<b>Wholesale trade</b> -----	<b>4 035</b>	<b>32 488 750</b>	<b>1 076 038</b>	<b>253 318</b>	<b>47 053</b>	<b>2 216 047</b>	<b>1 694 311</b>	<b>1 711 920</b>
<b>50</b>	<b>Durable goods</b> -----	<b>2 054</b>	<b>7 079 837</b>	<b>541 696</b>	<b>129 561</b>	<b>22 266</b>	<b>1 039 936</b>	<b>805 362</b>	<b>822 087</b>
501	Motor vehicles and motor vehicle parts and supplies -----	420	1 299 405	89 693	21 598	4 611	185 281	129 627	142 318
5012	Automobiles and other motor vehicles -----	76	818 051	31 855	7 777	1 465	58 038	51 548	61 661
5013	Motor vehicle supplies and new parts -----	246	355 870	42 862	10 419	2 353	94 094	61 356	61 941
5014	Tires and tubes -----	41	(D)	(D)	(D)	EE	(D)	(D)	(D)
5015	Motor vehicle parts, used -----	57	(D)	(D)	(D)	EE	(D)	(D)	(D)
502	Furniture and homefurnishings -----	52	124 180	15 098	3 426	676	27 022	8 690	8 603
5021	Furniture -----	18	75 802	8 292	1 956	379	13 442	3 985	3 984
5023	Homefurnishings -----	34	48 378	6 806	1 470	297	13 580	4 705	4 619
503	Lumber and other construction materials -----	121	387 260	32 350	7 731	1 225	63 757	33 444	36 280
5031	Lumber, plywood, millwork, and wood panels -----	46	212 021	18 666	4 466	697	35 554	21 675	23 718
5032	Brick, stone, and related construction materials -----	28	95 288	4 754	1 110	184	10 670	3 655	4 165
5033	Roofing, siding, and insulation materials -----	16	45 796	3 588	741	107	7 002	4 599	4 405
5039	Construction materials, n.e.c. -----	31	34 155	5 342	1 414	237	10 531	3 515	3 992
504	Professional and commercial equipment and supplies -----	270	2 240 348	125 176	30 253	3 883	233 742	135 981	132 067
5043	Photographic equipment and supplies -----	4	5 149	470	94	23	1 214	695	629
5044	Office equipment -----	56	93 515	19 014	4 537	752	33 050	8 331	9 223
5045	Computers and computer peripheral equipment and software -----	84	1 555 478	59 848	14 467	1 405	113 603	90 496	89 253
5046	Commercial equipment, n.e.c. -----	25	291 642	12 397	3 217	404	22 118	7 714	5 618
5047	Medical, dental, and hospital equipment and supplies -----	61	227 105	23 068	5 427	806	45 340	22 877	21 565
5048	Ophthalmic goods -----	19	35 750	6 705	1 515	287	11 218	2 560	3 006
5049	Professional equipment and supplies, n.e.c. -----	21	31 709	3 674	996	206	7 199	3 308	2 773
505	Metals and minerals, except petroleum -----	39	171 846	10 060	2 440	386	21 796	11 873	14 032
5051	Metals service centers and offices -----	39	171 846	10 060	2 440	386	21 796	11 873	14 032
5052	Coal and other minerals and ores -----	—	—	—	—	—	—	—	—
506	Electrical goods -----	192	605 201	44 436	11 146	1 761	91 149	54 628	51 267
5063	Electrical apparatus and equipment, wiring supplies, and construction materials -----	113	359 826	24 133	6 161	984	44 919	31 342	31 850
5064	Electrical appliances, television and radio sets -----	19	76 143	4 521	1 120	218	11 779	9 288	9 053
5065	Electronic parts and equipment, n.e.c. -----	60	169 232	15 782	3 865	559	34 451	13 998	10 364
507	Hardware, and plumbing and heating equipment and supplies -----	161	462 644	39 309	9 686	1 770	74 346	62 642	64 567
5072	Hardware -----	45	232 155	16 569	4 237	858	32 587	33 932	36 654
5074	Plumbing and heating equipment and supplies (hydronics) -----	56	100 244	9 278	2 261	411	18 236	13 065	10 827
5075	Warm air heating and air-conditioning equipment and supplies -----	48	(D)	(D)	(D)	EE	(D)	(D)	(D)
5078	Refrigeration equipment and supplies -----	12	(D)	(D)	(D)	CC	(D)	(D)	(D)
508	Machinery, equipment, and supplies -----	648	1 437 999	162 783	37 817	6 764	294 899	345 115	345 483
5082	Construction and mining (except petroleum) machinery and equipment -----	37	139 936	18 505	4 258	624	28 023	25 189	24 941
5083	Farm and garden machinery and equipment -----	348	768 842	76 765	17 935	3 566	141 851	265 049	264 570
5084	Industrial machinery and equipment -----	115	170 117	23 755	5 429	866	45 931	19 551	20 596
5085	Industrial supplies -----	89	202 398	26 206	5 817	926	43 282	20 757	20 731
5087	Service establishment equipment and supplies -----	40	81 548	14 069	3 615	649	28 745	9 726	9 696
5088	Transportation equipment and supplies, except motor vehicles -----	19	75 158	3 483	763	133	7 067	4 843	4 949
509	Miscellaneous durable goods -----	151	350 954	22 791	5 464	1 190	47 944	23 362	27 470
5091	Sporting and recreational goods and supplies -----	26	34 225	3 958	1 076	228	9 002	5 057	5 641
5092	Toys and hobby goods and supplies -----	15	39 470	2 073	496	135	4 769	5 100	6 639
5093	Scrap and waste materials -----	62	172 702	9 479	2 236	498	19 725	6 314	7 493
5094	Jewelry, watches, precious stones, and precious metals -----	8	(D)	(D)	(D)	BB	(D)	(D)	(D)
5099	Durable goods, n.e.c. -----	40	(D)	(D)	(D)	CC	(D)	(D)	(D)

**Table 1. Summary Statistics for the State: 1992—Con.**

[For meaning of abbreviations and symbols, see introductory text. For explanation of terms and comparability of 1987 and 1992 censuses, see appendix A]

SIC code	Type of operation and kind of business	Estab-lish-ments (number)	Sales (\$1,000)	Annual payroll (\$1,000)	First-quarter payroll (\$1,000)	Paid employees for pay period including March 12 (number)	Operating expenses (\$1,000)	End-of-1991 inventories (\$1,000)	End-of-1992 inventories (\$1,000)
<b>TYPES OF OPERATION BY KIND OF BUSINESS—Con.</b>									
<b>Wholesale trade—Con.</b>									
<b>51</b>	<b>Nondurable goods</b>	<b>1 981</b>	<b>25 408 913</b>	<b>534 342</b>	<b>123 757</b>	<b>24 787</b>	<b>1 176 111</b>	<b>888 949</b>	<b>889 833</b>
511	Paper and paper products	99	351 116	30 137	6 990	1 255	51 756	22 814	21 971
5111	Printing and writing paper	11	(D)	(D)	(D)	EE	(D)	(D)	(D)
5112	Stationery and office supplies	74	119 005	19 383	4 408	880	32 644	10 640	10 763
5113	Industrial and personal service paper	14	(D)	(D)	(D)	CC	(D)	(D)	(D)
512	Drugs, drug proprietaries, and druggists' sundries	32	300 034	10 015	2 318	513	22 537	38 296	46 935
5122	Drugs, drug proprietaries, and druggists' sundries	32	300 034	10 015	2 318	513	22 537	38 296	46 935
513	Apparel, piece goods, and notions	33	29 151	3 697	854	210	8 541	3 467	3 910
5131	Piece goods, notions, and other dry goods	8	(D)	(D)	(D)	BB	(D)	(D)	(D)
5136	Men's and boys' clothing and furnishings	13	17 057	1 657	385	95	4 169	1 271	1 535
5137	Women's, children's, and infants' clothing and accessories	10	(D)	(D)	(D)	BB	(D)	(D)	(D)
5139	Footwear	2	(D)	(D)	(D)	AA	(D)	(D)	(D)
514	Groceries and related products	200	15 341 513	138 989	33 381	5 816	294 316	139 142	155 860
5141	Groceries, general line	30	(D)	(D)	(D)	GG	(D)	(D)	(D)
5142	Packaged frozen foods	20	(D)	(D)	(D)	EE	(D)	(D)	(D)
5143	Dairy products, except dried or canned	20	258 198	8 323	2 117	315	18 498	1 146	1 009
5144	Poultry and poultry products	6	(D)	(D)	(D)	BB	(D)	(D)	(D)
5145	Confectionery	20	(D)	(D)	(D)	EE	(D)	(D)	(D)
5146	Fish and seafoods	4	11 179	1 143	158	28	1 948	361	360
5147	Meats and meat products	30	(D)	(D)	(D)	GG	(D)	(D)	(D)
5148	Fresh fruits and vegetables	10	(D)	(D)	(D)	EE	(D)	(D)	(D)
5149	Groceries and related products, n.e.c.	60	(D)	(D)	(D)	GG	(D)	(D)	(D)
515	Farm-product raw materials	564	5 851 118	125 588	29 621	6 925	320 726	373 767	356 055
5153	Grain and field beans	462	4 197 656	111 693	26 432	5 200	287 635	365 633	347 147
5154	Livestock	89	(D)	(D)	(D)	GG	(D)	(D)	(D)
5159	Farm-product raw materials, n.e.c.	13	(D)	(D)	(D)	BB	(D)	(D)	(D)
516	Chemicals and allied products	67	145 771	11 189	2 667	462	23 015	12 014	7 768
5162	Plastics materials and basic forms and shapes	9	(D)	(D)	(D)	BB	(D)	(D)	(D)
5169	Chemicals and allied products, n.e.c.	58	(D)	(D)	(D)	EE	(D)	(D)	(D)
517	Petroleum and petroleum products	293	862 122	38 464	9 323	2 065	92 421	36 121	36 636
5171	Petroleum bulk stations and terminals	230	682 481	30 999	7 549	1 684	74 750	26 391	27 792
5172	Petroleum and petroleum products wholesalers, except bulk stations and terminals	63	179 641	7 465	1 774	381	17 671	9 730	8 844
518	Beer, wine, and distilled alcoholic beverages	44	(D)	(D)	(D)	FF	(D)	(D)	(D)
5181	Beer and ale	39	(D)	(D)	(D)	FF	(D)	(D)	(D)
5182	Wine and distilled alcoholic beverages	5	(D)	(D)	(D)	CC	(D)	(D)	(D)
519	Miscellaneous nondurable goods	649	(D)	(D)	(D)	II	(D)	(D)	(D)
5191	Farm supplies	529	1 903 163	102 357	22 960	4 548	237 306	196 447	181 585
5192	Books, periodicals, and newspapers	17	79 488	10 225	2 419	617	16 911	8 856	13 600
5193	Flowers, nursery stock, and florists' supplies	18	(D)	(D)	(D)	CC	(D)	(D)	(D)
5194	Tobacco and tobacco products	16	(D)	(D)	(D)	EE	(D)	(D)	(D)
5198	Paints, varnishes, and supplies	14	(D)	(D)	(D)	BB	(D)	(D)	(D)
5199	Nondurable goods, n.e.c.	55	118 053	24 209	3 905	930	32 919	26 728	35 206
<b>Merchant wholesalers</b>		<b>3 608</b>	<b>15 090 436</b>	<b>918 864</b>	<b>215 431</b>	<b>40 923</b>	<b>1 873 112</b>	<b>1 606 270</b>	<b>1 632 994</b>
<b>50</b>	<b>Durable goods</b>	<b>1 836</b>	<b>5 019 932</b>	<b>458 783</b>	<b>108 557</b>	<b>19 801</b>	<b>865 109</b>	<b>763 721</b>	<b>780 069</b>
501	Motor vehicles and motor vehicle parts and supplies	393	761 208	78 854	18 795	3 846	151 181	120 906	131 635
5012	Automobiles and other motor vehicles	69	(D)	(D)	(D)	GG	(D)	(D)	(D)
5013	Motor vehicle supplies and new parts	232	281 370	37 945	9 097	1 996	72 108	54 455	56 423
5014	Tires and tubes	35	(D)	(D)	(D)	EE	(D)	(D)	(D)
5015	Motor vehicle parts, used	57	(D)	(D)	(D)	EE	(D)	(D)	(D)
502	Furniture and homefurnishings	47	(D)	(D)	(D)	FF	(D)	(D)	(D)
5021	Furniture	15	(D)	(D)	(D)	EE	(D)	(D)	(D)
5023	Homefurnishings	32	(D)	(D)	(D)	EE	(D)	(D)	(D)
503	Lumber and other construction materials	104	284 865	28 677	6 803	1 093	56 746	30 556	32 829
5031	Lumber, plywood, millwork, and wood panels	44	(D)	(D)	(D)	FF	(D)	(D)	(D)
5032	Brick, stone, and related construction materials	20	16 200	2 999	658	122	7 216	1 762	1 871
5033	Roofing, siding, and insulation materials	14	(D)	(D)	(D)	CC	(D)	(D)	(D)
5039	Construction materials, n.e.c.	26	(D)	(D)	(D)	CC	(D)	(D)	(D)
504	Professional and commercial equipment and supplies	228	1 409 639	76 514	18 203	2 910	137 089	126 107	123 893
5043	Photographic equipment and supplies	3	(D)	(D)	(D)	AA	(D)	(D)	(D)
5044	Office equipment	49	(D)	(D)	(D)	FF	(D)	(D)	(D)
5045	Computers and computer peripheral equipment and software	68	(D)	(D)	(D)	FF	(D)	(D)	(D)
5046	Commercial equipment, n.e.c.	24	(D)	(D)	(D)	EE	(D)	(D)	(D)
5047	Medical, dental, and hospital equipment and supplies	48	(D)	(D)	(D)	FF	(D)	(D)	(D)
5048	Ophthalmic goods	18	(D)	(D)	(D)	EE	(D)	(D)	(D)
5049	Professional equipment and supplies, n.e.c.	18	28 151	3 329	932	191	6 358	2 839	2 359
505	Metals and minerals, except petroleum	34	(D)	(D)	(D)	EE	(D)	(D)	(D)
5051	Metals service centers and offices	34	(D)	(D)	(D)	EE	(D)	(D)	(D)
5052	Coal and other minerals and ores	-	-	-	-	-	-	-	-
506	Electrical goods	156	420 163	38 272	9 356	1 602	81 733	51 841	48 480
5063	Electrical apparatus and equipment, wiring supplies, and construction materials	87	223 706	20 507	5 057	879	39 244	31 157	31 817
5064	Electrical appliances, television and radio sets	16	(D)	(D)	(D)	CC	(D)	(D)	(D)
5065	Electronic parts and equipment, n.e.c.	53	(D)	(D)	(D)	FF	(D)	(D)	(D)

**Table 1. Summary Statistics for the State: 1992—Con.**

[For meaning of abbreviations and symbols, see introductory text. For explanation of terms and comparability of 1987 and 1992 censuses, see appendix A]

SIC code	Type of operation and kind of business	Estab-lish-ments (number)	Sales (\$1,000)	Annual payroll (\$1,000)	First-quarter payroll (\$1,000)	Paid employees for pay period including March 12 (number)	Operating expenses (\$1,000)	End-of-1991 inventories (\$1,000)	End-of-1992 inventories (\$1,000)
<b>TYPES OF OPERATION BY KIND OF BUSINESS — Con.</b>									
<b>Merchant wholesalers—Con.</b>									
<b>50</b>	<b>Durable goods—Con.</b>								
507	Hardware, and plumbing and heating equipment and supplies	145	394 144	35 388	8 495	1 669	67 452	61 019	62 827
5072	Hardware	40	(D)	(D)	(D)	FF	(D)	(D)	(D)
5074	Plumbing and heating equipment and supplies (hydronics)	50	(D)	(D)	(D)	EE	(D)	(D)	(D)
5075	Warm air heating and air-conditioning equipment and supplies	43	(D)	(D)	(D)	EE	(D)	(D)	(D)
5078	Refrigeration equipment and supplies	12	(D)	(D)	(D)	CC	(D)	(D)	(D)
508	Machinery, equipment, and supplies	593	1 269 947	154 862	35 999	6 473	278 617	329 623	330 520
5082	Construction and mining (except petroleum) machinery and equipment	33	124 904	17 647	4 058	592	25 904	19 446	19 156
5083	Farm and garden machinery and equipment	332	726 182	73 982	17 262	3 446	135 633	257 686	257 147
5084	Industrial machinery and equipment	97	150 426	22 393	5 098	825	43 161	19 232	20 246
5085	Industrial supplies	78	(D)	(D)	(D)	FF	(D)	(D)	(D)
5087	Service establishment equipment and supplies	39	(D)	(D)	(D)	FF	(D)	(D)	(D)
5088	Transportation equipment and supplies, except motor vehicles	14	29 752	2 760	662	118	5 517	4 467	4 901
509	Miscellaneous durable goods	136	(D)	(D)	(D)	GG	(D)	(D)	(D)
5091	Sporting and recreational goods and supplies	20	(D)	(D)	(D)	CC	(D)	(D)	(D)
5092	Toys and hobby goods and supplies	13	(D)	(D)	(D)	CC	(D)	(D)	(D)
5093	Scrap and waste materials	61	(D)	(D)	(D)	EE	(D)	(D)	(D)
5094	Jewelry, watches, precious stones, and precious metals	8	(D)	(D)	(D)	BB	(D)	(D)	(D)
5099	Durable goods, n.e.c.	34	(D)	(D)	(D)	CC	(D)	(D)	(D)
<b>51</b>	<b>Nondurable goods</b>	<b>1 772</b>	<b>10 070 504</b>	<b>460 081</b>	<b>106 874</b>	<b>21 122</b>	<b>1 008 003</b>	<b>842 549</b>	<b>852 925</b>
511	Paper and paper products	81	(D)	(D)	(D)	GG	(D)	(D)	(D)
5111	Printing and writing paper	9	(D)	(D)	(D)	CC	(D)	(D)	(D)
5112	Stationery and office supplies	62	92 561	16 786	3 788	789	27 906	9 612	9 657
5113	Industrial and personal service paper	10	(D)	(D)	(D)	BB	(D)	(D)	(D)
512	Drugs, drug proprietaries, and druggists' sundries	31	(D)	(D)	(D)	EE	(D)	(D)	(D)
5122	Drugs, drug proprietaries, and druggists' sundries	31	(D)	(D)	(D)	EE	(D)	(D)	(D)
513	Apparel, piece goods, and notions	30	24 485	3 602	839	205	8 282	3 467	3 910
5131	Piece goods, notions, and other dry goods	8	(D)	(D)	(D)	BB	(D)	(D)	(D)
5136	Men's and boys' clothing and furnishings	11	(D)	(D)	(D)	BB	(D)	(D)	(D)
5137	Women's, children's, and infants' clothing and accessories	9	(D)	(D)	(D)	BB	(D)	(D)	(D)
5139	Footwear	2	(D)	(D)	(D)	AA	(D)	(D)	(D)
514	Groceries and related products	138	(D)	(D)	(D)	HH	(D)	(D)	(D)
5141	Groceries, general line	24	(D)	(D)	(D)	GG	(D)	(D)	(D)
5142	Packaged frozen foods	15	(D)	(D)	(D)	CC	(D)	(D)	(D)
5143	Dairy products, except dried or canned	14	(D)	(D)	(D)	CC	(D)	(D)	(D)
5144	Poultry and poultry products	5	3 900	221	45	15	606	58	61
5145	Confectionery	16	(D)	(D)	(D)	BB	(D)	(D)	(D)
5146	Fish and seafoods	4	11 179	1 143	158	28	1 948	361	360
5147	Meats and meat products	25	381 992	18 043	4 945	1 057	41 435	15 145	19 704
5148	Fresh fruits and vegetables	8	(D)	(D)	(D)	CC	(D)	(D)	(D)
5149	Groceries and related products, n.e.c.	27	(D)	(D)	(D)	EE	(D)	(D)	(D)
515	Farm-product raw materials	513	(D)	(D)	(D)	II	(D)	(D)	(D)
5153	Grain and field beans	457	(D)	(D)	(D)	II	(D)	(D)	(D)
5154	Livestock	43	(D)	(D)	(D)	EE	(D)	(D)	(D)
5159	Farm-product raw materials, n.e.c.	13	(D)	(D)	(D)	BB	(D)	(D)	(D)
516	Chemicals and allied products	53	103 300	8 434	2 035	371	17 305	10 286	6 305
5162	Plastics materials and basic forms and shapes	9	(D)	(D)	(D)	BB	(D)	(D)	(D)
5169	Chemicals and allied products, n.e.c.	44	(D)	(D)	(D)	EE	(D)	(D)	(D)
517	Petroleum and petroleum products	282	838 266	37 898	9 180	2 039	90 342	35 794	36 173
5171	Petroleum bulk stations and terminals	224	664 590	30 615	7 450	1 670	73 439	26 064	27 329
5172	Petroleum and petroleum products wholesalers, except bulk stations and terminals	58	173 676	7 283	1 730	369	16 903	9 730	8 844
518	Beer, wine, and distilled alcoholic beverages	42	(D)	(D)	(D)	FF	(D)	(D)	(D)
5181	Beer and ale	37	(D)	(D)	(D)	FF	(D)	(D)	(D)
5182	Wine and distilled alcoholic beverages	5	(D)	(D)	(D)	CC	(D)	(D)	(D)
519	Miscellaneous nondurable goods	602	(D)	(D)	(D)	II	(D)	(D)	(D)
5191	Farm supplies	497	1 535 693	91 781	20 837	4 226	217 479	173 752	165 816
5192	Books, periodicals, and newspapers	13	(D)	(D)	(D)	FF	(D)	(D)	(D)
5193	Flowers, nursery stock, and florists' supplies	18	(D)	(D)	(D)	CC	(D)	(D)	(D)
5194	Tobacco and tobacco products	16	(D)	(D)	(D)	EE	(D)	(D)	(D)
5198	Paints, varnishes, and supplies	8	(D)	(D)	(D)	BB	(D)	(D)	(D)
5199	Nondurable goods, n.e.c.	50	(D)	(D)	(D)	FF	(D)	(D)	(D)
<b>Manufacturers' sales branches and sales offices</b>									
<b>50</b>	<b>Durable goods</b>	<b>105</b>	<b>1 176 931</b>	<b>66 047</b>	<b>16 818</b>	<b>1 774</b>	<b>141 924</b>	<b>40 429</b>	<b>41 518</b>
501	Motor vehicles and motor vehicle parts and supplies	16	83 489	6 315	1 700	418	24 674	8 683	10 657
502	Furniture and homefurnishings	2	(D)	(D)	(D)	AA	(D)	(D)	(D)
503	Lumber and other construction materials	14	86 461	3 065	780	115	5 994	2 888	3 451
504	Professional and commercial equipment and supplies	28	805 991	46 124	11 513	912	92 393	9 689	8 112
505	Metals and minerals, except petroleum	3	(D)	(D)	(D)	AA	(D)	(D)	(D)
506	Electrical goods	14	63 295	2 990	791	75	4 440	2 695	2 780

**Table 1. Summary Statistics for the State: 1992—Con.**

[For meaning of abbreviations and symbols, see introductory text. For explanation of terms and comparability of 1987 and 1992 censuses, see appendix A]

SIC code	Type of operation and kind of business	Estab-lish-ments (number)	Sales (\$1,000)	Annual payroll (\$1,000)	First-quarter payroll (\$1,000)	Paid employees for pay period including March 12 (number)	Operating expenses (\$1,000)	End-of-1991 inventories (\$1,000)	End-of-1992 inventories (\$1,000)
<b>TYPES OF OPERATION BY KIND OF BUSINESS — Con.</b>									
<b>Manufacturers' sales branches and sales offices—Con.</b>									
<b>50</b>	<b>Durable goods—Con.</b>								
507	Hardware, and plumbing and heating equipment and supplies .....	5	20 967	2 501	818	54	4 167	1 569	1 679
508	Machinery, equipment, and supplies .....	21	80 998	4 631	1 107	186	9 430	14 649	14 619
509	Miscellaneous durable goods .....	2	(D)	(D)	(D)	AA	(D)	(D)	(D)
<b>51</b>	<b>Nondurable goods .....</b>	<b>105</b>	<b>13 263 048</b>	<b>54 176</b>	<b>12 543</b>	<b>1 943</b>	<b>127 069</b>	<b>39 204</b>	<b>31 637</b>
511	Paper and paper products .....	12	(D)	(D)	(D)	CC	(D)	(D)	(D)
512	Drugs, drug proprietaries, and druggists' sundries .....	1	(D)	(D)	(D)	BB	(D)	(D)	(D)
513	Apparel, piece goods, and notions .....	—	—	—	—	—	—	—	—
514	Groceries and related products .....	39	(D)	(D)	(D)	GG	(D)	(D)	(D)
515	Farm-product raw materials .....	—	—	—	—	—	—	—	—
516	Chemicals and allied products .....	10	(D)	(D)	(D)	BB	(D)	(D)	(D)
517	Petroleum and petroleum products .....	4	(D)	(D)	(D)	AA	(D)	(D)	(D)
518	Beer, wine, and distilled alcoholic beverages .....	2	(D)	(D)	(D)	BB	(D)	(D)	(D)
519	Miscellaneous nondurable goods .....	37	(D)	(D)	(D)	EE	(D)	(D)	(D)
	<b>Agents, brokers, and commission merchants .....</b>	<b>217</b>	<b>2 958 335</b>	<b>36 951</b>	<b>8 526</b>	<b>2 413</b>	<b>73 942</b>	<b>8 408</b>	<b>5 771</b>
<b>50</b>	<b>Durable goods .....</b>	<b>113</b>	<b>882 974</b>	<b>16 866</b>	<b>4 186</b>	<b>691</b>	<b>32 903</b>	<b>1 212</b>	<b>500</b>
501	Motor vehicles and motor vehicle parts and supplies .....	11	454 708	4 524	1 103	347	9 426	38	26
502	Furniture and homefurnishings .....	3	(D)	(D)	(D)	AA	(D)	(D)	(D)
503	Lumber and other construction materials .....	3	15 934	608	148	17	1 017	—	—
504	Professional and commercial equipment and supplies .....	14	24 718	2 538	537	61	4 260	185	62
505	Metals and minerals, except petroleum .....	2	(D)	(D)	(D)	AA	(D)	(D)	(D)
506	Electrical goods .....	22	121 743	3 174	999	84	4 976	92	7
507	Hardware, and plumbing and heating equipment and supplies .....	11	47 533	1 420	373	47	2 727	54	61
508	Machinery, equipment, and supplies .....	34	87 054	3 290	711	105	6 852	843	344
509	Miscellaneous durable goods .....	13	77 770	899	201	21	2 731	—	—
<b>51</b>	<b>Nondurable goods .....</b>	<b>104</b>	<b>2 075 361</b>	<b>20 085</b>	<b>4 340</b>	<b>1 722</b>	<b>41 039</b>	<b>7 196</b>	<b>5 271</b>
511	Paper and paper products .....	6	(D)	(D)	(D)	AA	(D)	(D)	(D)
512	Drugs, drug proprietaries, and druggists' sundries .....	—	—	—	—	—	—	—	—
513	Apparel, piece goods, and notions .....	3	4 666	95	15	5	259	—	—
514	Groceries and related products .....	23	419 569	8 052	1 734	321	13 742	—	—
515	Farm-product raw materials .....	51	(D)	(D)	(D)	GG	(D)	(D)	(D)
516	Chemicals and allied products .....	4	(D)	(D)	(D)	AA	(D)	(D)	(D)
517	Petroleum and petroleum products .....	7	(D)	(D)	(D)	AA	(D)	(D)	(D)
518	Beer, wine, and distilled alcoholic beverages .....	—	—	—	—	—	—	—	—
519	Miscellaneous nondurable goods .....	10	(D)	(D)	(D)	BB	(D)	(D)	(D)

**Table 2. Selected Ratios for the State: 1992**

[For meaning of abbreviations and symbols, see introductory text. For explanation of terms and comparability of 1987 and 1992 censuses, see appendix A]

SIC code	Type of operation and kind of business	Sales		Annual payroll		Employees per establishment <sup>1</sup> (number)	Operating expenses as percent of sales	End-of-1992 inventories as percent of sales
		Per establishment (dollars)	Per employee <sup>1</sup> (dollars)	Per employee <sup>1</sup> (dollars)	As percent of operating expenses			
	<b>Wholesale trade -----</b>	<b>8 051 735</b>	<b>690 471</b>	<b>22 869</b>	<b>48.6</b>	<b>12</b>	<b>6.8</b>	<b>5.3</b>
<b>50</b>	<b>Durable goods -----</b>	<b>3 446 853</b>	<b>317 966</b>	<b>24 328</b>	<b>52.1</b>	<b>11</b>	<b>14.7</b>	<b>11.6</b>
501	Motor vehicles and motor vehicle parts and supplies -----	3 093 821	281 805	19 452	48.4	11	14.3	11.0
5012	Automobiles and other motor vehicles -----	10 763 829	558 397	21 744	54.9	19	7.1	7.5
5013	Motor vehicle supplies and new parts -----	1 446 626	151 241	18 216	45.6	10	26.4	17.4
5014	Tires and tubes -----	(D)	(D)	(D)	(D)	(D)	(D)	(D)
5015	Motor vehicle parts, used -----	(D)	(D)	(D)	(D)	(D)	(D)	(D)
502	Furniture and homefurnishings -----	2 388 077	183 698	22 334	55.9	13	21.8	6.9
5021	Furniture -----	4 211 222	200 005	21 879	61.7	21	17.7	5.3
5023	Homefurnishings -----	1 422 882	162 889	22 916	50.1	9	28.1	9.5
503	Lumber and other construction materials -----	3 200 496	316 131	26 408	50.7	10	16.5	9.4
5031	Lumber, plywood, millwork, and wood panels -----	4 609 152	304 191	26 780	52.5	15	18.8	11.2
5032	Brick, stone, and related construction materials -----	3 403 143	517 870	25 837	44.6	7	11.2	4.4
5033	Roofing, siding, and insulation materials -----	2 862 250	428 000	33 533	51.2	7	15.3	9.6
5039	Construction materials, n.e.c. -----	1 101 774	144 114	22 540	50.7	8	30.8	11.7
504	Professional and commercial equipment and supplies -----	8 297 585	576 963	32 237	53.6	14	10.4	5.9
5043	Photographic equipment and supplies -----	1 287 250	223 870	20 435	38.7	6	23.6	12.2
5044	Office equipment -----	1 669 911	124 355	25 285	57.5	13	35.3	9.9
5045	Computers and computer peripheral equipment and software -----	18 517 595	1 107 102	42 596	52.7	17	7.3	5.7
5046	Commercial equipment, n.e.c. -----	11 665 680	721 886	30 686	56.0	16	7.6	1.9
5047	Medical, dental, and hospital equipment and supplies -----	3 723 033	281 768	28 620	50.9	13	20.0	9.5
5048	Ophthalmic goods -----	1 881 579	124 564	23 362	59.8	15	31.4	8.4
5049	Professional equipment and supplies, n.e.c. -----	1 509 952	153 927	17 835	51.0	10	22.7	8.7
505	Metals and minerals, except petroleum -----	4 406 308	445 197	26 062	46.2	10	12.7	8.2
5051	Metals service centers and offices -----	4 406 308	445 197	26 062	46.2	10	12.7	8.2
5052	Coal and other minerals and ores -----	-	-	-	-	-	-	-
506	Electrical goods -----	3 152 089	343 669	25 233	48.8	9	15.1	8.5
5063	Electrical apparatus and equipment, wiring supplies, and construction materials -----	3 184 301	365 677	24 525	53.7	9	12.5	8.9
5064	Electrical appliances, television and radio sets -----	4 007 526	349 280	20 739	38.4	11	15.5	11.9
5065	Electronic parts and equipment, n.e.c. -----	2 820 533	302 741	28 233	45.8	9	20.4	6.1
507	Hardware, and plumbing and heating equipment and supplies -----	2 873 565	261 381	22 208	52.9	11	16.1	14.0
5072	Hardware -----	5 159 000	270 577	19 311	50.8	19	14.0	15.8
5074	Plumbing and heating equipment and supplies (hydronics) -----	1 790 071	243 903	22 574	50.9	7	18.2	10.8
5075	Warm air heating and air-conditioning equipment and supplies -----	(D)	(D)	(D)	(D)	(D)	(D)	(D)
5078	Refrigeration equipment and supplies -----	(D)	(D)	(D)	(D)	(D)	(D)	(D)
508	Machinery, equipment, and supplies -----	2 219 134	212 596	24 066	55.2	10	20.5	24.0
5082	Construction and mining (except petroleum) machinery and equipment -----	3 782 054	224 256	29 655	66.0	17	20.0	17.8
5083	Farm and garden machinery and equipment -----	2 209 316	215 603	21 527	54.1	10	18.4	34.4
5084	Industrial machinery and equipment -----	1 479 278	196 440	27 431	51.7	8	27.0	12.1
5085	Industrial supplies -----	2 274 135	218 572	28 300	60.5	10	21.4	10.2
5087	Service establishment equipment and supplies -----	2 038 700	125 652	21 678	48.9	16	35.2	11.9
5088	Transportation equipment and supplies, except motor vehicles -----	3 955 684	565 098	26 188	49.3	7	9.4	6.6
509	Miscellaneous durable goods -----	2 324 199	294 919	19 152	47.5	8	13.7	7.8
5091	Sporting and recreational goods and supplies -----	1 316 346	150 110	17 360	44.0	9	28.3	16.5
5092	Toys and hobby goods and supplies -----	2 631 333	292 370	15 356	43.5	9	12.1	16.8
5093	Scrap and waste materials -----	2 785 516	346 791	19 034	48.1	8	11.4	4.3
5094	Jewelry, watches, precious stones, and precious metals -----	(D)	(D)	(D)	(D)	(D)	(D)	(D)
5099	Durable goods, n.e.c. -----	(D)	(D)	(D)	(D)	(D)	(D)	(D)
<b>51</b>	<b>Nondurable goods -----</b>	<b>12 826 306</b>	<b>1 025 090</b>	<b>21 557</b>	<b>45.4</b>	<b>13</b>	<b>4.6</b>	<b>3.5</b>
511	Paper and paper products -----	3 546 626	279 774	24 014	58.2	13	14.7	6.3
5111	Printing and writing paper -----	(D)	(D)	(D)	(D)	(D)	(D)	(D)
5112	Stationery and office supplies -----	1 608 176	135 233	22 026	59.4	12	27.4	9.0
5113	Industrial and personal service paper -----	(D)	(D)	(D)	(D)	(D)	(D)	(D)
512	Drugs, drug proprietaries, and druggists' sundries -----	9 376 063	584 862	19 522	44.4	16	7.5	15.6
5122	Drugs, drug proprietaries, and druggists' sundries -----	9 376 063	584 862	19 522	44.4	16	7.5	15.6
513	Apparel, piece goods, and notions -----	883 364	138 814	17 605	43.3	6	29.3	13.4
5131	Piece goods, notions, and other dry goods -----	(D)	(D)	(D)	(D)	(D)	(D)	(D)
5136	Men's and boys' clothing and furnishings -----	1 312 077	179 547	17 442	39.7	7	24.4	9.0
5137	Women's, children's, and infants' clothing and accessories -----	(D)	(D)	(D)	(D)	(D)	(D)	(D)
5139	Footwear -----	(D)	(D)	(D)	(D)	(D)	(D)	(D)
514	Groceries and related products -----	76 707 565	2 637 812	23 898	47.2	29	1.9	1.0
5141	Groceries, general line -----	(D)	(D)	(D)	(D)	(D)	(D)	(D)
5142	Packaged frozen foods -----	(D)	(D)	(D)	(D)	(D)	(D)	(D)
5143	Dairy products, except dried or canned -----	12 909 900	819 676	26 422	45.0	16	7.2	4
5144	Poultry and poultry products -----	(D)	(D)	(D)	(D)	(D)	(D)	(D)
5145	Confectionery -----	(D)	(D)	(D)	(D)	(D)	(D)	(D)
5146	Fish and seafoods -----	2 794 750	399 250	40 821	58.7	7	17.4	3.2
5147	Meats and meat products -----	(D)	(D)	(D)	(D)	(D)	(D)	(D)
5148	Fresh fruits and vegetables -----	(D)	(D)	(D)	(D)	(D)	(D)	(D)
5149	Groceries and related products, n.e.c. -----	(D)	(D)	(D)	(D)	(D)	(D)	(D)
515	Farm-product raw materials -----	10 374 323	844 927	18 135	39.2	12	5.5	6.1
5153	Grain and field beans -----	9 085 835	807 242	21 479	38.8	11	6.9	8.3
5154	Livestock -----	(D)	(D)	(D)	(D)	(D)	(D)	(D)
5159	Farm-product raw materials, n.e.c. -----	(D)	(D)	(D)	(D)	(D)	(D)	(D)
516	Chemicals and allied products -----	2 175 687	315 522	24 219	48.6	7	15.8	5.3
5162	Plastics materials and basic forms and shapes -----	(D)	(D)	(D)	(D)	(D)	(D)	(D)
5169	Chemicals and allied products, n.e.c. -----	(D)	(D)	(D)	(D)	(D)	(D)	(D)

See footnotes at end of table.

**Table 2. Selected Ratios for the State: 1992—Con.**

[For meaning of abbreviations and symbols, see introductory text. For explanation of terms and comparability of 1987 and 1992 censuses, see appendix A]

SIC code	Type of operation and kind of business	Sales		Annual payroll		Employees per establishment <sup>1</sup> (number)	Operating expenses as percent of sales	End-of-1992 inventories as percent of sales
		Per establishment (dollars)	Per employee <sup>1</sup> (dollars)	Per employee <sup>1</sup> (dollars)	As percent of operating expenses			
	<b>Wholesale trade—Con.</b>							
<b>51</b>	<b>Nondurable goods—Con.</b>							
517	Petroleum and petroleum products .....	2 942 396	417 492	18 627	41.6	7	10.7	4.2
5171	Petroleum bulk stations and terminals .....	2 967 309	405 274	18 408	41.5	7	11.0	4.1
5172	Petroleum and petroleum products wholesalers, except bulk stations and terminals .....	2 851 444	471 499	19 593	42.2	6	9.8	4.9
518	Beer, wine, and distilled alcoholic beverages .....	(D)	(D)	(D)	(D)	(D)	(D)	(D)
5181	Beer and ale .....	(D)	(D)	(D)	(D)	(D)	(D)	(D)
5182	Wine and distilled alcoholic beverages .....	(D)	(D)	(D)	(D)	(D)	(D)	(D)
519	Miscellaneous nondurable goods .....	(D)	(D)	(D)	(D)	(D)	(D)	(D)
5191	Farm supplies .....	3 597 662	418 462	22 506	43.1	9	12.5	9.5
5192	Books, periodicals, and newspapers .....	4 675 765	128 830	16 572	60.5	36	21.3	17.1
5193	Flowers, nursery stock, and florists' supplies .....	(D)	(D)	(D)	(D)	(D)	(D)	(D)
5194	Tobacco and tobacco products .....	(D)	(D)	(D)	(D)	(D)	(D)	(D)
5198	Paints, varnishes, and supplies .....	(D)	(D)	(D)	(D)	(D)	(D)	(D)
5199	Nondurable goods, n.e.c. ....	2 146 418	126 939	26 031	73.5	17	27.9	29.8
	<b>Merchant wholesalers .....</b>	<b>4 182 493</b>	<b>368 752</b>	<b>22 453</b>	<b>49.1</b>	<b>11</b>	<b>12.4</b>	<b>10.8</b>
<b>50</b>	<b>Durable goods .....</b>	<b>2 734 168</b>	<b>253 519</b>	<b>23 170</b>	<b>53.0</b>	<b>11</b>	<b>17.2</b>	<b>15.5</b>
501	Motor vehicles and motor vehicle parts and supplies .....	1 936 916	197 922	20 503	52.2	10	19.9	17.3
5012	Automobiles and other motor vehicles .....	(D)	(D)	(D)	(D)	(D)	(D)	(D)
5013	Motor vehicle supplies and new parts .....	1 212 802	140 967	19 011	52.6	9	25.6	20.1
5014	Tires and tubes .....	(D)	(D)	(D)	(D)	(D)	(D)	(D)
5015	Motor vehicle parts, used .....	(D)	(D)	(D)	(D)	(D)	(D)	(D)
502	Furniture and home furnishings .....	(D)	(D)	(D)	(D)	(D)	(D)	(D)
5021	Furniture .....	(D)	(D)	(D)	(D)	(D)	(D)	(D)
5023	Home furnishings .....	(D)	(D)	(D)	(D)	(D)	(D)	(D)
503	Lumber and other construction materials .....	2 739 087	260 627	26 237	50.5	11	19.9	11.5
5031	Lumber, plywood, millwork, and wood panels .....	(D)	(D)	(D)	(D)	(D)	(D)	(D)
5032	Brick, stone, and related construction materials .....	810 000	132 787	24 582	41.6	6	44.5	11.5
5033	Roofing, siding, and insulation materials .....	(D)	(D)	(D)	(D)	(D)	(D)	(D)
5039	Construction materials, n.e.c. ....	(D)	(D)	(D)	(D)	(D)	(D)	(D)
504	Professional and commercial equipment and supplies .....	6 182 627	484 412	26 293	55.8	13	9.7	8.8
5043	Photographic equipment and supplies .....	(D)	(D)	(D)	(D)	(D)	(D)	(D)
5044	Office equipment .....	(D)	(D)	(D)	(D)	(D)	(D)	(D)
5045	Computers and computer peripheral equipment and software .....	(D)	(D)	(D)	(D)	(D)	(D)	(D)
5046	Commercial equipment, n.e.c. ....	(D)	(D)	(D)	(D)	(D)	(D)	(D)
5047	Medical, dental, and hospital equipment and supplies .....	(D)	(D)	(D)	(D)	(D)	(D)	(D)
5048	Ophthalmic goods .....	(D)	(D)	(D)	(D)	(D)	(D)	(D)
5049	Professional equipment and supplies, n.e.c. ....	1 563 944	147 387	17 429	52.4	11	22.6	8.4
505	Metals and minerals, except petroleum .....	(D)	(D)	(D)	(D)	(D)	(D)	(D)
5051	Metals service centers and offices .....	(D)	(D)	(D)	(D)	(D)	(D)	(D)
5052	Coal and other minerals and ores .....	-	-	-	-	-	-	-
506	Electrical goods .....	2 693 353	262 274	23 890	46.8	10	19.5	11.5
5063	Electrical apparatus and equipment, wiring supplies, and construction materials .....	2 571 333	254 501	23 330	52.3	10	17.5	14.2
5064	Electrical appliances, television and radio sets .....	(D)	(D)	(D)	(D)	(D)	(D)	(D)
5065	Electronic parts and equipment, n.e.c. ....	(D)	(D)	(D)	(D)	(D)	(D)	(D)
507	Hardware, and plumbing and heating equipment and supplies .....	2 718 234	236 156	21 203	52.5	12	17.1	15.9
5072	Hardware .....	(D)	(D)	(D)	(D)	(D)	(D)	(D)
5074	Plumbing and heating equipment and supplies (hydronics) .....	(D)	(D)	(D)	(D)	(D)	(D)	(D)
5075	Warm air heating and air-conditioning equipment and supplies .....	(D)	(D)	(D)	(D)	(D)	(D)	(D)
5078	Refrigeration equipment and supplies .....	(D)	(D)	(D)	(D)	(D)	(D)	(D)
508	Machinery, equipment, and supplies .....	2 141 563	196 191	23 924	55.6	11	21.9	26.0
5082	Construction and mining (except petroleum) machinery and equipment .....	3 784 970	210 986	29 809	68.1	18	20.7	15.3
5083	Farm and garden machinery and equipment .....	2 187 295	210 732	21 469	54.5	10	18.7	35.4
5084	Industrial machinery and equipment .....	1 550 784	182 335	27 143	51.9	9	28.7	13.5
5085	Industrial supplies .....	(D)	(D)	(D)	(D)	(D)	(D)	(D)
5087	Service establishment equipment and supplies .....	(D)	(D)	(D)	(D)	(D)	(D)	(D)
5088	Transportation equipment and supplies, except motor vehicles .....	2 125 143	252 136	23 390	50.0	8	18.5	16.5
509	Miscellaneous durable goods .....	(D)	(D)	(D)	(D)	(D)	(D)	(D)
5091	Sporting and recreational goods and supplies .....	(D)	(D)	(D)	(D)	(D)	(D)	(D)
5092	Toys and hobby goods and supplies .....	(D)	(D)	(D)	(D)	(D)	(D)	(D)
5093	Scrap and waste materials .....	(D)	(D)	(D)	(D)	(D)	(D)	(D)
5094	Jewelry, watches, precious stones, and precious metals .....	(D)	(D)	(D)	(D)	(D)	(D)	(D)
5099	Durable goods, n.e.c. ....	(D)	(D)	(D)	(D)	(D)	(D)	(D)
<b>51</b>	<b>Nondurable goods .....</b>	<b>5 683 129</b>	<b>476 778</b>	<b>21 782</b>	<b>45.6</b>	<b>12</b>	<b>10.0</b>	<b>8.5</b>
511	Paper and paper products .....	(D)	(D)	(D)	(D)	(D)	(D)	(D)
5111	Printing and writing paper .....	(D)	(D)	(D)	(D)	(D)	(D)	(D)
5112	Stationery and office supplies .....	1 492 919	117 314	21 275	60.2	13	30.1	10.4
5113	Industrial and personal service paper .....	(D)	(D)	(D)	(D)	(D)	(D)	(D)
512	Drugs, drug proprietaries, and druggists' sundries .....	(D)	(D)	(D)	(D)	(D)	(D)	(D)
5122	Drugs, drug proprietaries, and druggists' sundries .....	(D)	(D)	(D)	(D)	(D)	(D)	(D)
513	Apparel, piece goods, and notions .....	816 167	119 439	17 571	43.5	7	33.8	16.0
5131	Piece goods, notions, and other dry goods .....	(D)	(D)	(D)	(D)	(D)	(D)	(D)
5136	Men's and boys' clothing and furnishings .....	(D)	(D)	(D)	(D)	(D)	(D)	(D)
5137	Women's, children's, and infants' clothing and accessories .....	(D)	(D)	(D)	(D)	(D)	(D)	(D)
5139	Footwear .....	(D)	(D)	(D)	(D)	(D)	(D)	(D)

See footnotes at end of table.

**Table 2. Selected Ratios for the State: 1992—Con.**

[For meaning of abbreviations and symbols, see introductory text. For explanation of terms and comparability of 1987 and 1992 censuses, see appendix A]

SIC code	Type of operation and kind of business	Sales		Annual payroll		Employees per establishment <sup>1</sup> (number)	Operating expenses as percent of sales	End-of-1992 inventories as percent of sales
		Per establishment (dollars)	Per employee <sup>1</sup> (dollars)	Per employee <sup>1</sup> (dollars)	As percent of operating expenses			
<b>Merchant wholesalers—Con.</b>								
<b>51</b>	<b>Nondurable goods—Con.</b>							
514	Groceries and related products .....	(D)	(D)	(D)	(D)	(D)	(D)	(D)
5141	Groceries, general line .....	(D)	(D)	(D)	(D)	(D)	(D)	(D)
5142	Packaged frozen foods .....	(D)	(D)	(D)	(D)	(D)	(D)	(D)
5143	Dairy products, except dried or canned .....	(D)	(D)	(D)	(D)	(D)	(D)	(D)
5144	Poultry and poultry products .....	780 000	260 000	14 733	36.5	3	15.5	1.6
5145	Confectionery .....	(D)	(D)	(D)	(D)	(D)	(D)	(D)
5146	Fish and seafoods .....	2 794 750	399 250	40 821	58.7	7	17.4	3.2
5147	Meats and meat products .....	15 279 680	361 393	17 070	43.5	42	10.8	5.2
5148	Fresh fruits and vegetables .....	(D)	(D)	(D)	(D)	(D)	(D)	(D)
5149	Groceries and related products, n.e.c. ....	(D)	(D)	(D)	(D)	(D)	(D)	(D)
515	Farm-product raw materials .....	(D)	(D)	(D)	(D)	(D)	(D)	(D)
5153	Grain and field beans .....	(D)	(D)	(D)	(D)	(D)	(D)	(D)
5154	Livestock .....	(D)	(D)	(D)	(D)	(D)	(D)	(D)
5159	Farm-product raw materials, n.e.c. ....	(D)	(D)	(D)	(D)	(D)	(D)	(D)
516	Chemicals and allied products .....	1 949 057	278 437	22 733	48.7	7	16.8	6.1
5162	Plastics materials and basic forms and shapes .....	(D)	(D)	(D)	(D)	(D)	(D)	(D)
5169	Chemicals and allied products, n.e.c. ....	(D)	(D)	(D)	(D)	(D)	(D)	(D)
517	Petroleum and petroleum products .....	2 972 574	411 116	18 587	41.9	7	10.8	4.3
5171	Petroleum bulk stations and terminals .....	2 966 920	397 958	18 332	41.7	7	11.1	4.1
5172	Petroleum and petroleum products wholesalers, except bulk stations and terminals .....	2 994 414	470 667	19 737	43.1	6	9.7	5.1
518	Beer, wine, and distilled alcoholic beverages .....	(D)	(D)	(D)	(D)	(D)	(D)	(D)
5181	Beer and ale .....	(D)	(D)	(D)	(D)	(D)	(D)	(D)
5182	Wine and distilled alcoholic beverages .....	(D)	(D)	(D)	(D)	(D)	(D)	(D)
519	Miscellaneous nondurable goods .....	(D)	(D)	(D)	(D)	(D)	(D)	(D)
5191	Farm supplies .....	3 089 926	363 392	21 718	42.2	9	14.2	10.8
5192	Books, periodicals, and newspapers .....	(D)	(D)	(D)	(D)	(D)	(D)	(D)
5193	Flowers, nursery stock, and florists' supplies .....	(D)	(D)	(D)	(D)	(D)	(D)	(D)
5194	Tobacco and tobacco products .....	(D)	(D)	(D)	(D)	(D)	(D)	(D)
5198	Paints, varnishes, and supplies .....	(D)	(D)	(D)	(D)	(D)	(D)	(D)
5199	Nondurable goods, n.e.c. ....	(D)	(D)	(D)	(D)	(D)	(D)	(D)
<b>Manufacturers' sales branches and sales offices .....</b>		<b>68 761 805</b>	<b>3 884 848</b>	<b>32 344</b>	<b>44.7</b>	<b>18</b>	<b>1.9</b>	<b>.5</b>
<b>50</b>	<b>Durable goods .....</b>	<b>11 208 867</b>	<b>663 433</b>	<b>37 231</b>	<b>46.5</b>	<b>17</b>	<b>12.1</b>	<b>3.5</b>
501	Motor vehicles and motor vehicle parts and supplies .....	5 218 063	199 734	15 108	25.6	26	29.6	12.8
502	Furniture and home furnishings .....	(D)	(D)	(D)	(D)	(D)	(D)	(D)
503	Lumber and other construction materials .....	6 175 786	751 835	26 652	51.1	8	6.9	4.0
504	Professional and commercial equipment and supplies .....	28 785 393	883 762	50 575	49.9	33	11.5	1.0
505	Metals and minerals, except petroleum .....	(D)	(D)	(D)	(D)	(D)	(D)	(D)
506	Electrical goods .....	4 521 071	843 933	39 867	67.3	5	7.0	4.4
507	Hardware, and plumbing and heating equipment and supplies .....	4 193 400	388 278	46 315	60.0	11	19.9	8.0
508	Machinery, equipment, and supplies .....	3 857 048	435 473	24 898	49.1	9	11.6	18.0
509	Miscellaneous durable goods .....	(D)	(D)	(D)	(D)	(D)	(D)	(D)
<b>51</b>	<b>Nondurable goods .....</b>	<b>126 314 743</b>	<b>6 826 067</b>	<b>27 883</b>	<b>42.6</b>	<b>19</b>	<b>1.0</b>	<b>.2</b>
511	Paper and paper products .....	(D)	(D)	(D)	(D)	(D)	(D)	(D)
512	Drugs, drug proprietaries, and druggists' sundries .....	(D)	(D)	(D)	(D)	(D)	(D)	(D)
513	Apparel, piece goods, and notions .....	(D)	(D)	(D)	(D)	(D)	(D)	(D)
514	Groceries and related products .....	(D)	(D)	(D)	(D)	(D)	(D)	(D)
515	Farm-product raw materials .....	(D)	(D)	(D)	(D)	(D)	(D)	(D)
516	Chemicals and allied products .....	(D)	(D)	(D)	(D)	(D)	(D)	(D)
517	Petroleum and petroleum products .....	(D)	(D)	(D)	(D)	(D)	(D)	(D)
518	Beer, wine, and distilled alcoholic beverages .....	(D)	(D)	(D)	(D)	(D)	(D)	(D)
519	Miscellaneous nondurable goods .....	(D)	(D)	(D)	(D)	(D)	(D)	(D)
<b>Agents, brokers, and commission merchants .....</b>		<b>13 632 880</b>	<b>1 225 999</b>	<b>15 313</b>	<b>50.0</b>	<b>11</b>	<b>2.5</b>	<b>.2</b>
<b>50</b>	<b>Durable goods .....</b>	<b>7 813 929</b>	<b>1 277 821</b>	<b>24 408</b>	<b>51.3</b>	<b>6</b>	<b>3.7</b>	<b>.1</b>
501	Motor vehicles and motor vehicle parts and supplies .....	41 337 091	1 310 398	13 037	48.0	32	2.1	—
502	Furniture and home furnishings .....	(D)	(D)	(D)	(D)	(D)	(D)	(D)
503	Lumber and other construction materials .....	5 311 333	937 294	35 765	59.8	6	6.4	—
504	Professional and commercial equipment and supplies .....	1 765 571	405 213	41 607	59.6	4	17.2	.3
505	Metals and minerals, except petroleum .....	(D)	(D)	(D)	(D)	(D)	(D)	(D)
506	Electrical goods .....	5 533 773	1 449 321	37 786	63.8	4	4.1	—
507	Hardware, and plumbing and heating equipment and supplies .....	4 321 182	1 011 340	30 213	52.1	4	5.7	.1
508	Machinery, equipment, and supplies .....	2 560 412	829 086	31 333	48.0	3	7.9	.4
509	Miscellaneous durable goods .....	5 982 308	3 703 333	42 810	32.9	2	3.5	—
<b>51</b>	<b>Nondurable goods .....</b>	<b>19 955 394</b>	<b>1 205 204</b>	<b>11 664</b>	<b>48.9</b>	<b>17</b>	<b>2.0</b>	<b>.3</b>
511	Paper and paper products .....	(D)	(D)	(D)	(D)	(D)	(D)	(D)
512	Drugs, drug proprietaries, and druggists' sundries .....	(D)	(D)	(D)	(D)	(D)	(D)	(D)
513	Apparel, piece goods, and notions .....	1 555 333	933 200	19 000	36.7	2	5.6	—
514	Groceries and related products .....	18 242 130	1 307 069	25 084	58.6	14	3.3	—
515	Farm-product raw materials .....	(D)	(D)	(D)	(D)	(D)	(D)	(D)
516	Chemicals and allied products .....	(D)	(D)	(D)	(D)	(D)	(D)	(D)
517	Petroleum and petroleum products .....	(D)	(D)	(D)	(D)	(D)	(D)	(D)
518	Beer, wine, and distilled alcoholic beverages .....	(D)	(D)	(D)	(D)	(D)	(D)	(D)
519	Miscellaneous nondurable goods .....	(D)	(D)	(D)	(D)	(D)	(D)	(D)

<sup>1</sup>Based on number of employees for pay period including March 12.

**Table 3. Comparative Statistics for the State: 1992 and 1987**

[For meaning of abbreviations and symbols, see introductory text. For explanation of terms and comparability of 1987 and 1992 censuses, see appendix A]

SIC code	Type of operation and kind of business	Establishments		Sales			Annual payroll			Paid employees for pay period including March 12	
		1992 (number)	1987 (number)	1992 (\$1,000)	1987 (\$1,000)	Percent change 1987 to 1992	1992 (\$1,000)	1987 (\$1,000)	Percent change 1987 to 1992	1992 (number)	1987 (number)
	<b>Wholesale trade</b> .....	<b>4 035</b>	<b>3 973</b>	<b>32 488 750</b>	<b>21 358 883</b>	<b>52.1</b>	<b>1 076 038</b>	<b>836 124</b>	<b>28.7</b>	<b>47 053</b>	<b>43 148</b>
<b>50</b>	<b>Durable goods</b> .....	<b>2 054</b>	<b>2 023</b>	<b>7 079 837</b>	<b>4 743 319</b>	<b>49.3</b>	<b>541 696</b>	<b>425 900</b>	<b>27.2</b>	<b>22 266</b>	<b>20 868</b>
501	Motor vehicles and motor vehicle parts and supplies .....	420	421	1 299 405	1 295 410	.3	89 693	76 848	16.7	4 611	3 955
5012	Automobiles and other motor vehicles .....	76	63	818 051	806 543	1.4	31 855	21 067	51.2	1 465	943
5013	Motor vehicle supplies and new parts .....	246	268	355 870	337 884	5.3	42 862	39 919	7.4	2 353	2 141
5014	Tires and tubes .....	41	36	(D)	126 403	(D)	(D)	10 871	(D)	EE	517
5015	Motor vehicle parts, used .....	57	54	(D)	24 580	(D)	(D)	4 991	(D)	EE	354
502	Furniture and homefurnishings .....	52	53	124 180	94 139	31.9	15 098	12 808	17.9	676	588
5021	Furniture .....	18	18	75 802	50 275	50.8	8 292	7 335	13.0	379	295
5023	Homefurnishings .....	34	35	48 378	43 864	10.3	6 806	5 473	24.4	297	293
503	Lumber and other construction materials .....	121	98	387 260	289 706	33.7	32 350	21 682	49.2	1 225	1 070
5031	Lumber, plywood, millwork, and wood panels .....	46	34	212 021	144 973	46.2	18 666	13 141	42.0	697	652
5032	Brick, stone, and related construction materials .....	28	22	95 288	64 084	48.7	4 754	2 193	116.8	184	113
5033	Roofing, siding, and insulation materials .....	16	14	45 796	35 822	27.8	3 588	1 663	115.8	107	67
5039	Construction materials, n.e.c. ....	31	28	34 155	44 827	-23.8	5 342	4 685	14.0	237	238
504	Professional and commercial equipment and supplies....	270	287	2 240 348	985 719	127.3	125 176	102 794	21.8	3 883	4 360
5043	Photographic equipment and supplies .....	4	3	5 149	(D)	(D)	470	(D)	(D)	23	AA
5044	Office equipment .....	56	76	93 515	95 446	-2.0	19 014	20 387	-6.7	752	992
5045	Computers and computer peripheral equipment and software .....	84	88	1 555 478	487 756	218.9	59 848	44 995	33.0	1 405	1 450
5046	Commercial equipment, n.e.c. ....	25	30	291 642	204 419	42.7	12 397	11 753	5.5	404	495
5047	Medical, dental, and hospital equipment and supplies ..	61	46	227 105	136 609	66.2	23 068	13 721	68.1	806	672
5048	Ophthalmic goods .....	19	22	35 750	32 344	10.5	6 705	7 516	-10.8	287	477
5049	Professional equipment and supplies, n.e.c. ....	21	22	31 709	(D)	(D)	3 674	(D)	(D)	206	EE
505	Metals and minerals, except petroleum .....	39	29	171 846	121 228	41.8	10 060	7 652	31.5	386	382
5051	Metals service centers and offices .....	39	29	171 846	121 228	41.8	10 060	7 652	31.5	386	382
5052	Coal and other minerals and ores .....	-	-	-	-	-	-	-	-	-	-
506	Electrical goods .....	192	180	605 201	463 947	30.4	44 436	39 445	12.7	1 761	1 775
5063	Electrical apparatus and equipment, wiring supplies, and construction materials .....	113	110	359 826	287 373	25.2	24 133	21 901	10.2	984	970
5064	Electrical appliances, television and radio sets .....	19	19	76 143	87 228	-12.7	4 521	5 860	-22.8	218	306
5065	Electronic parts and equipment, n.e.c. ....	60	51	169 232	89 346	89.4	15 782	11 684	35.1	559	499
507	Hardware, and plumbing and heating equipment and supplies.....	161	143	462 644	238 402	94.1	39 309	26 231	49.9	1 770	1 333
5072	Hardware .....	45	31	232 155	58 764	295.1	16 569	7 574	118.8	858	451
5074	Plumbing and heating equipment and supplies (hydronics) .....	56	60	100 244	87 200	15.0	9 278	8 839	5.0	411	487
5075	Warm air heating and air-conditioning equipment and supplies.....	48	39	(D)	65 485	(D)	(D)	6 405	(D)	EE	294
5078	Refrigeration equipment and supplies .....	12	13	(D)	26 953	(D)	(D)	3 413	(D)	CC	101
508	Machinery, equipment, and supplies .....	648	686	1 437 999	1 041 606	38.1	162 783	122 254	33.2	6 764	6 279
5082	Construction and mining (except petroleum) machinery and equipment .....	37	38	139 936	91 650	52.7	18 505	13 059	41.7	624	562
5083	Farm and garden machinery and equipment .....	348	396	768 842	546 921	40.6	76 765	55 726	37.8	3 566	3 268
5084	Industrial machinery and equipment .....	115	108	170 117	117 857	44.3	23 755	14 988	58.5	866	691
5085	Industrial supplies .....	89	79	202 398	135 305	49.6	26 206	15 810	65.8	926	738
5087	Service establishment equipment and supplies .....	40	52	81 548	68 272	19.4	14 069	10 561	33.2	649	605
5088	Transportation equipment and supplies, except motor vehicles .....	19	13	75 158	81 601	-7.9	3 483	12 110	-71.2	133	415
509	Miscellaneous durable goods .....	151	126	350 954	213 162	64.6	22 791	16 186	40.8	1 190	1 126
5091	Sporting and recreational goods and supplies .....	26	24	34 225	42 262	-19.0	3 958	3 079	28.5	228	267
5092	Toys and hobby goods and supplies .....	15	9	39 470	17 956	119.8	2 073	1 316	57.5	135	78
5093	Scrap and waste materials .....	62	45	172 702	112 232	53.9	9 479	7 009	35.2	498	544
5094	Jewelry, watches, precious stones, and precious metals .....	8	16	(D)	9 503	(D)	(D)	1 721	(D)	BB	100
5099	Durable goods, n.e.c. ....	40	32	(D)	31 209	(D)	(D)	3 061	(D)	CC	137
<b>51</b>	<b>Nondurable goods</b> .....	<b>1 981</b>	<b>1 950</b>	<b>25 408 913</b>	<b>16 615 564</b>	<b>52.9</b>	<b>534 342</b>	<b>410 224</b>	<b>30.3</b>	<b>24 787</b>	<b>22 280</b>
511	Paper and paper products .....	99	79	351 116	225 264	55.9	30 137	21 886	37.7	1 255	976
5111	Printing and writing paper .....	11	8	(D)	85 176	(D)	(D)	6 461	(D)	EE	262
5112	Stationery and office supplies .....	74	56	119 005	57 478	107.0	19 383	11 124	74.2	880	553
5113	Industrial and personal service paper .....	14	15	(D)	82 610	(D)	(D)	4 301	(D)	CC	161
512	Drugs, drug proprietaries, and druggists' sundries .....	32	31	300 034	280 435	7.0	10 015	9 980	.4	513	528
5122	Drugs, drug proprietaries, and druggists' sundries .....	32	31	300 034	280 435	7.0	10 015	9 980	.4	513	528
513	Apparel, piece goods, and notions .....	33	25	29 151	30 235	-3.6	3 697	3 634	1.7	210	162
5131	Piece goods, notions, and other dry goods .....	8	7	(D)	16 831	(D)	(D)	2 654	(D)	BB	102
5136	Men's and boys' clothing and furnishings .....	13	6	17 057	6 674	155.6	1 657	313	429.4	95	21
5137	Women's, children's, and infants' clothing and accessories .....	10	4	(D)	(D)	(D)	(D)	(D)	(D)	BB	AA
5139	Footwear .....	2	8	(D)	(D)	(D)	(D)	(D)	(D)	AA	BB
514	Groceries and related products .....	200	210	15 341 513	7 919 644	93.7	138 989	115 854	20.0	5 816	5 762
5141	Groceries, general line .....	30	28	(D)	1 229 796	(D)	(D)	43 109	(D)	GG	1 879
5142	Packaged frozen foods .....	20	17	(D)	128 056	(D)	(D)	9 313	(D)	EE	507
5143	Dairy products, except dried or canned .....	20	23	258 198	(D)	(D)	8 323	(D)	(D)	315	EE
5144	Poultry and poultry products .....	6	9	(D)	32 647	(D)	(D)	1 408	(D)	BB	109
5145	Confectionery .....	20	24	(D)	(D)	(D)	(D)	(D)	(D)	EE	EE



**Table 3. Comparative Statistics for the State: 1992 and 1987—Con.**

[For meaning of abbreviations and symbols, see introductory text. For explanation of terms and comparability of 1987 and 1992 censuses, see appendix A]

SIC code	Type of operation and kind of business	Establishments		Sales			Annual payroll			Paid employees for pay period including March 12		
		1992 (number)	1987 (number)	1992 (\$1,000)	1987 (\$1,000)	Percent change 1987 to 1992	1992 (\$1,000)	1987 (\$1,000)	Percent change 1987 to 1992	1992 (number)	1987 (number)	
<b>Wholesale trade—Con.</b>												
<b>51</b>	<b>Nondurable goods—Con.</b>											
514	Groceries and related products—Con.											
5146	Fish and seafoods .....	4	2	11 179	(D)	(D)	1 143	(D)	(D)	28	AA	
5147	Meats and meat products .....	30	31	(D)	(D)	(D)	(D)	(D)	(D)	GG	GG	
5148	Fresh fruits and vegetables .....	10	15	(D)	(D)	(D)	79 260	(D)	(D)	5 228	EE	295
5149	Groceries and related products, n.e.c. ....	60	61	(D)	(D)	(D)	585 019	(D)	(D)	19 974	GG	950
515	Farm-product raw materials .....	564	609	5 851 118	4 940 733	18.4	125 588	90 138	39.3	6 925	5 849	
5153	Grain and field beans .....	462	506	4 197 656	3 044 436	37.9	111 693	78 814	41.7	5 200	4 209	
5154	Livestock .....	89	96	(D)	(D)	(D)	1 793 900	(D)	(D)	9 483	GG	1 496
5159	Farm-product raw materials, n.e.c. ....	13	7	(D)	(D)	(D)	102 397	(D)	(D)	1 841	BB	144
516	Chemicals and allied products .....	67	63	145 771	219 139	-33.5	11 189	12 749	-12.2	462	603	
5162	Plastics materials and basic forms and shapes .....	9	7	(D)	(D)	(D)	(D)	(D)	(D)	BB	BB	
5169	Chemicals and allied products, n.e.c. ....	58	56	(D)	(D)	(D)	(D)	(D)	(D)	EE	FF	
517	Petroleum and petroleum products .....	293	276	862 122	974 065	-11.5	38 464	28 977	32.7	2 065	1 904	
5171	Petroleum bulk stations and terminals .....	230	213	682 481	650 896	4.9	30 999	22 632	37.0	1 684	1 520	
5172	Petroleum and petroleum products wholesalers, except bulk stations and terminals .....	63	63	179 641	323 169	-44.4	7 465	6 345	17.7	381	384	
518	Beer, wine, and distilled alcoholic beverages .....	44	53	(D)	(D)	(D)	(D)	(D)	(D)	FF	808	
5181	Beer and ale .....	39	45	(D)	(D)	(D)	(D)	(D)	(D)	FF	574	
5182	Wine and distilled alcoholic beverages .....	5	8	(D)	(D)	(D)	(D)	(D)	(D)	CC	234	
519	Miscellaneous nondurable goods .....	649	604	(D)	1 797 938	(D)	(D)	104 829	(D)	II	5 688	
5191	Farm supplies .....	529	461	1 903 163	1 324 933	43.6	102 357	66 969	52.8	4 548	3 423	
5192	Books, periodicals, and newspapers .....	17	16	79 488	59 278	34.1	10 225	7 480	36.7	617	463	
5193	Flowers, nursery stock, and florists' supplies .....	18	18	(D)	14 589	(D)	(D)	2 195	(D)	CC	155	
5194	Tobacco and tobacco products .....	16	19	(D)	138 684	(D)	(D)	8 090	(D)	EE	469	
5198	Paints, varnishes, and supplies .....	14	20	(D)	18 666	(D)	(D)	2 043	(D)	BB	116	
5199	Nondurable goods, n.e.c. ....	55	70	118 053	241 788	-51.2	24 209	18 052	34.1	930	1 062	
	<b>Merchant wholesalers .....</b>	<b>3 608</b>	<b>3 542</b>	<b>15 090 436</b>	<b>11 620 264</b>	<b>29.9</b>	<b>918 864</b>	<b>696 716</b>	<b>31.9</b>	<b>40 923</b>	<b>37 255</b>	
<b>50</b>	<b>Durable goods .....</b>	<b>1 836</b>	<b>1 818</b>	<b>5 019 932</b>	<b>3 116 886</b>	<b>61.1</b>	<b>458 783</b>	<b>344 617</b>	<b>33.1</b>	<b>19 801</b>	<b>18 119</b>	
501	Motor vehicles and motor vehicle parts and supplies .....	393	406	761 208	676 048	12.6	78 854	65 615	20.2	3 846	3 537	
5012	Automobiles and other motor vehicles .....	69	58	(D)	265 380	(D)	(D)	17 028	(D)	GG	771	
5013	Motor vehicle supplies and new parts .....	232	263	281 370	294 605	-4.5	37 945	34 314	10.6	1 996	1 958	
5014	Tires and tubes .....	35	31	(D)	91 483	(D)	(D)	9 282	(D)	EE	454	
5015	Motor vehicle parts, used .....	57	54	(D)	24 580	(D)	(D)	4 991	(D)	EE	354	
502	Furniture and home furnishings .....	47	43	(D)	74 358	(D)	(D)	10 967	(D)	FF	519	
5021	Furniture .....	15	13	(D)	34 942	(D)	(D)	5 720	(D)	EE	233	
5023	Home furnishings .....	32	30	(D)	39 416	(D)	(D)	5 247	(D)	EE	286	
503	Lumber and other construction materials .....	104	85	284 865	197 314	44.4	28 677	19 307	48.5	1 093	980	
5031	Lumber, plywood, millwork, and wood panels .....	44	32	(D)	(D)	(D)	(D)	(D)	(D)	FF	FF	
5032	Brick, stone, and related construction materials .....	20	18	16 200	10 585	53.0	2 999	1 196	150.8	122	80	
5033	Roofing, siding, and insulation materials .....	14	10	(D)	18 759	(D)	(D)	1 232	(D)	CC	55	
5039	Construction materials, n.e.c. ....	26	25	(D)	(D)	(D)	(D)	(D)	(D)	CC	CC	
504	Professional and commercial equipment and supplies .....	228	235	1 409 639	487 138	189.4	76 514	58 479	30.8	2 910	2 944	
5043	Photographic equipment and supplies .....	3	3	(D)	(D)	(D)	(D)	(D)	(D)	AA	AA	
5044	Office equipment .....	49	66	(D)	(D)	(D)	(D)	(D)	(D)	FF	FF	
5045	Computers and computer peripheral equipment and software .....	68	59	(D)	255 046	(D)	(D)	18 400	(D)	FF	696	
5046	Commercial equipment, n.e.c. ....	24	29	(D)	(D)	(D)	(D)	(D)	(D)	EE	EE	
5047	Medical, dental, and hospital equipment and supplies .....	48	36	(D)	90 052	(D)	(D)	11 339	(D)	FF	557	
5048	Ophthalmic goods .....	18	21	(D)	(D)	(D)	(D)	(D)	(D)	EE	EE	
5049	Professional equipment and supplies, n.e.c. ....	18	21	28 151	(D)	(D)	3 329	(D)	(D)	191	EE	
505	Metals and minerals, except petroleum .....	34	27	(D)	(D)	(D)	(D)	(D)	(D)	EE	EE	
5051	Metals service centers and offices .....	34	27	(D)	(D)	(D)	(D)	(D)	(D)	EE	EE	
5052	Coal and other minerals and ores .....	-	-	-	-	-	-	-	-	-	-	
506	Electrical goods .....	156	146	420 163	294 314	42.8	38 272	31 127	23.0	1 602	1 506	
5063	Electrical apparatus and equipment, wiring supplies, and construction materials .....	87	86	223 706	166 791	34.1	20 507	17 958	14.2	879	834	
5064	Electrical appliances, television and radio sets .....	16	14	(D)	(D)	(D)	(D)	(D)	(D)	CC	EE	
5065	Electronic parts and equipment, n.e.c. ....	53	46	(D)	(D)	(D)	(D)	(D)	(D)	FF	EE	
507	Hardware, and plumbing and heating equipment and supplies .....	145	123	394 144	185 605	112.4	35 388	22 350	58.3	1 669	1 202	
5072	Hardware .....	40	28	(D)	(D)	(D)	(D)	(D)	(D)	FF	EE	
5074	Plumbing and heating equipment and supplies (hydronics) .....	50	53	(D)	(D)	(D)	(D)	(D)	(D)	EE	EE	
5075	Warm air heating and air-conditioning equipment and supplies .....	43	31	(D)	(D)	(D)	(D)	(D)	(D)	EE	CC	
5078	Refrigeration equipment and supplies .....	12	11	(D)	(D)	(D)	(D)	(D)	(D)	CC	BB	
508	Machinery, equipment, and supplies .....	593	638	1 269 947	929 366	36.6	154 862	113 631	36.3	6 473	5 952	
5082	Construction and mining (except petroleum) machinery and equipment .....	33	35	124 904	(D)	(D)	17 647	(D)	(D)	592	FF	
5083	Farm and garden machinery and equipment .....	332	381	726 182	508 519	42.8	73 982	52 696	40.4	3 446	3 141	
5084	Industrial machinery and equipment .....	97	93	150 426	103 247	45.7	22 393	13 706	63.4	825	645	
5085	Industrial supplies .....	78	70	(D)	96 636	(D)	(D)	13 237	(D)	FF	642	
5087	Service establishment equipment and supplies .....	39	48	(D)	63 751	(D)	(D)	9 878	(D)	FF	583	
5088	Transportation equipment and supplies, except motor vehicles .....	14	11	29 752	(D)	(D)	2 760	(D)	(D)	118	EE	
509	Miscellaneous durable goods .....	136	115	(D)	(D)	(D)	(D)	(D)	(D)	GG	GG	
5091	Sporting and recreational goods and supplies .....	20	20	(D)	33 976	(D)	(D)	2 928	(D)	CC	262	
5092	Toys and hobby goods and supplies .....	13	8	(D)	(D)	(D)	(D)	(D)	(D)	CC	BB	
5093	Scrap and waste materials .....	61	44	(D)	(D)	(D)	(D)	(D)	(D)	EE	FF	
5094	Jewelry, watches, precious stones, and precious metals .....	8	14	(D)	(D)	(D)	(D)	(D)	(D)	BB	BB	
5099	Durable goods, n.e.c. ....	34	29	(D)	(D)	(D)	(D)	(D)	(D)	CC	CC	

**Table 3. Comparative Statistics for the State: 1992 and 1987—Con.**

[For meaning of abbreviations and symbols, see introductory text. For explanation of terms and comparability of 1987 and 1992 censuses, see appendix A]

SIC code	Type of operation and kind of business	Establishments		Sales			Annual payroll			Paid employees for pay period including March 12	
		1992 (number)	1987 (number)	1992 (\$1,000)	1987 (\$1,000)	Percent change 1987 to 1992	1992 (\$1,000)	1987 (\$1,000)	Percent change 1987 to 1992	1992 (number)	1987 (number)
	<b>Merchant wholesalers—Con.</b>										
<b>51</b>	<b>Nondurable goods</b> .....	<b>1 772</b>	<b>1 724</b>	<b>10 070 504</b>	<b>8 503 378</b>	<b>18.4</b>	<b>460 081</b>	<b>352 099</b>	<b>30.7</b>	<b>21 122</b>	<b>19 136</b>
511	Paper and paper products .....	81	66	(D)	140 392	(D)	(D)	18 397	(D)	GG	854
5111	Printing and writing paper .....	9	7	(D)	(D)	(D)	(D)	(D)	(D)	CC	CC
5112	Stationery and office supplies .....	62	47	92 561	45 176	104.9	16 786	9 710	72.9	789	505
5113	Industrial and personal service paper .....	10	12	(D)	(D)	(D)	(D)	(D)	(D)	BB	CC
512	Drugs, drug proprietaries, and druggists' sundries .....	31	30	(D)	(D)	(D)	(D)	(D)	(D)	EE	FF
5122	Drugs, drug proprietaries, and druggists' sundries .....	31	30	(D)	(D)	(D)	(D)	(D)	(D)	EE	FF
513	Apparel, piece goods, and notions .....	30	21	24 485	(D)	(D)	3 602	(D)	(D)	205	CC
5131	Piece goods, notions, and other dry goods .....	8	7	(D)	16 831	(D)	(D)	2 654	(D)	BB	102
5136	Men's and boys' clothing and furnishings .....	11	4	(D)	(D)	(D)	(D)	(D)	(D)	BB	AA
5137	Women's, children's, and infants' clothing and accessories .....	9	3	(D)	(D)	(D)	(D)	(D)	(D)	BB	AA
5139	Footwear .....	2	7	(D)	(D)	(D)	(D)	(D)	(D)	AA	BB
514	Groceries and related products .....	138	146	(D)	2 281 737	(D)	(D)	90 619	(D)	HH	4 694
5141	Groceries, general line .....	24	23	(D)	(D)	(D)	(D)	(D)	(D)	GG	GG
5142	Packaged frozen foods .....	15	9	(D)	(D)	(D)	(D)	(D)	(D)	CC	EE
5143	Dairy products, except dried or canned .....	14	15	(D)	197 218	(D)	(D)	2 711	(D)	CC	172
5144	Poultry and poultry products .....	5	8	3 900	(D)	(D)	221	(D)	(D)	15	CC
5145	Confectionery .....	16	20	(D)	37 699	(D)	(D)	3 072	(D)	BB	210
5146	Fish and seafoods .....	4	2	11 179	(D)	(D)	1 143	(D)	(D)	28	AA
5147	Meats and meat products .....	25	29	381 992	(D)	(D)	18 043	(D)	(D)	1 057	GG
5148	Fresh fruits and vegetables .....	8	11	(D)	(D)	(D)	(D)	(D)	(D)	CC	EE
5149	Groceries and related products, n.e.c. ....	27	29	(D)	(D)	(D)	(D)	(D)	(D)	EE	EE
515	Farm-product raw materials .....	513	555	(D)	3 557 926	(D)	(D)	82 494	(D)	II	4 719
5153	Grain and field beans .....	457	503	(D)	(D)	(D)	(D)	(D)	(D)	II	HH
5154	Livestock .....	43	45	(D)	(D)	(D)	(D)	(D)	(D)	EE	EE
5159	Farm-product raw materials, n.e.c. ....	13	7	(D)	102 397	(D)	(D)	1 841	(D)	BB	144
516	Chemicals and allied products .....	53	50	103 300	79 237	30.4	8 434	8 496	-7	371	455
5162	Plastics materials and basic forms and shapes .....	9	6	(D)	13 798	(D)	(D)	1 194	(D)	BB	57
5169	Chemicals and allied products, n.e.c. ....	44	44	(D)	65 439	(D)	(D)	7 302	(D)	EE	398
517	Petroleum and petroleum products .....	282	262	838 266	(D)	(D)	37 898	(D)	(D)	2 039	GG
5171	Petroleum bulk stations and terminals .....	224	204	664 590	(D)	(D)	30 615	(D)	(D)	1 670	GG
5172	Petroleum and petroleum products wholesalers, except bulk stations and terminals .....	58	58	173 676	(D)	(D)	7 283	(D)	(D)	369	EE
518	Beer, wine, and distilled alcoholic beverages .....	42	51	(D)	(D)	(D)	(D)	(D)	(D)	FF	FF
5181	Beer and ale .....	37	44	(D)	(D)	(D)	(D)	(D)	(D)	FF	FF
5182	Wine and distilled alcoholic beverages .....	5	7	(D)	(D)	(D)	(D)	(D)	(D)	CC	CC
519	Miscellaneous nondurable goods .....	602	543	(D)	1 185 589	(D)	(D)	89 071	(D)	II	5 089
5191	Farm supplies .....	497	422	1 535 693	750 416	104.6	91 781	53 727	70.8	4 226	2 960
5192	Books, periodicals, and newspapers .....	13	10	(D)	49 868	(D)	(D)	6 743	(D)	FF	416
5193	Flowers, nursery stock, and florists' supplies .....	18	17	(D)	(D)	(D)	(D)	(D)	(D)	CC	CC
5194	Tobacco and tobacco products .....	16	19	(D)	138 684	(D)	(D)	8 090	(D)	EE	469
5198	Paints, varnishes, and supplies .....	8	11	(D)	(D)	(D)	(D)	(D)	(D)	BB	BB
5199	Nondurable goods, n.e.c. ....	50	64	(D)	221 443	(D)	(D)	16 873	(D)	FF	1 011
	<b>Manufacturers' sales branches and sales offices</b> .....	<b>210</b>	<b>227</b>	<b>14 439 979</b>	<b>7 497 783</b>	<b>92.6</b>	<b>120 223</b>	<b>110 358</b>	<b>8.9</b>	<b>3 717</b>	<b>3 832</b>
<b>50</b>	<b>Durable goods</b> .....	<b>105</b>	<b>112</b>	<b>1 176 931</b>	<b>1 175 702</b>	<b>.1</b>	<b>66 047</b>	<b>69 089</b>	<b>-4.4</b>	<b>1 774</b>	<b>2 228</b>
501	Motor vehicles and motor vehicle parts and supplies .....	16	9	83 489	(D)	(D)	6 315	(D)	(D)	418	EE
502	Furniture and home furnishings .....	2	2	(D)	(D)	(D)	(D)	(D)	(D)	AA	AA
503	Lumber and other construction materials .....	14	9	86 461	72 128	19.9	3 065	1 743	75.8	115	71
504	Professional and commercial equipment and supplies .....	28	37	805 991	470 878	71.2	46 124	42 213	9.3	912	1 315
505	Metals and minerals, except petroleum .....	3	—	(D)	(X)	(X)	(D)	(X)	(X)	AA	—
506	Electrical goods .....	14	21	63 295	144 343	-56.1	2 990	7 420	-59.7	75	229
507	Hardware, and plumbing and heating equipment and supplies .....	5	7	20 967	29 355	-28.6	2 501	2 430	2.9	54	70
508	Machinery, equipment, and supplies .....	21	27	80 998	79 115	2.4	4 631	6 755	-31.4	186	246
509	Miscellaneous durable goods .....	2	—	(D)	(D)	(X)	(D)	(D)	(X)	AA	—
<b>51</b>	<b>Nondurable goods</b> .....	<b>105</b>	<b>115</b>	<b>13 263 048</b>	<b>6 322 081</b>	<b>109.8</b>	<b>54 176</b>	<b>41 269</b>	<b>31.3</b>	<b>1 943</b>	<b>1 604</b>
511	Paper and paper products .....	12	10	(D)	(D)	(D)	(D)	(D)	(D)	CC	CC
512	Drugs, drug proprietaries, and druggists' sundries .....	1	1	(D)	(D)	(D)	(D)	(D)	(D)	BB	AA
513	Apparel, piece goods, and notions .....	—	—	(D)	(D)	(D)	(D)	(D)	(D)	—	—
514	Groceries and related products .....	39	37	(D)	(D)	(D)	(D)	(D)	(D)	GG	FF
515	Farm-product raw materials .....	10	12	(D)	(D)	(D)	(D)	(D)	(D)	BB	CC
516	Chemicals and allied products .....	10	12	(D)	(D)	(D)	(D)	(D)	(D)	BB	CC
517	Petroleum and petroleum products .....	4	7	(D)	(D)	(D)	(D)	(D)	(D)	AA	AA
518	Beer, wine, and distilled alcoholic beverages .....	2	2	(D)	(D)	(D)	(D)	(D)	(D)	BB	BB
519	Miscellaneous nondurable goods .....	37	46	(D)	574 550	(D)	(D)	14 314	(D)	EE	537
	<b>Agents, brokers, and commission merchants</b> .....	<b>217</b>	<b>204</b>	<b>2 958 335</b>	<b>2 240 836</b>	<b>32.0</b>	<b>36 951</b>	<b>29 050</b>	<b>27.2</b>	<b>2 413</b>	<b>2 061</b>
<b>50</b>	<b>Durable goods</b> .....	<b>113</b>	<b>93</b>	<b>882 974</b>	<b>450 731</b>	<b>95.9</b>	<b>16 866</b>	<b>12 194</b>	<b>38.3</b>	<b>691</b>	<b>521</b>
501	Motor vehicles and motor vehicle parts and supplies .....	11	6	454 708	(D)	(D)	4 524	(D)	(D)	347	CC
502	Furniture and home furnishings .....	3	8	(D)	(D)	(D)	(D)	(D)	(D)	AA	BB
503	Lumber and other construction materials .....	3	4	15 934	20 264	-21.4	608	632	-3.8	17	19
504	Professional and commercial equipment and supplies .....	14	15	24 718	27 703	-10.8	2 538	2 102	20.7	61	101
505	Metals and minerals, except petroleum .....	2	2	(D)	(D)	(D)	(D)	(D)	(D)	AA	AA
506	Electrical goods .....	22	13	121 743	25 290	381.4	3 174	898	253.5	84	40

**Table 3. Comparative Statistics for the State: 1992 and 1987—Con.**

[For meaning of abbreviations and symbols, see introductory text. For explanation of terms and comparability of 1987 and 1992 censuses, see appendix A]

SIC code	Type of operation and kind of business	Establishments		Sales			Annual payroll			Paid employees for pay period including March 12	
		1992 (number)	1987 (number)	1992 (\$1,000)	1987 (\$1,000)	Percent change 1987 to 1992	1992 (\$1,000)	1987 (\$1,000)	Percent change 1987 to 1992	1992 (number)	1987 (number)
	<b>Agents, brokers, and commission merchants—Con.</b>										
<b>50</b>	<b>Durable goods—Con.</b>										
507	Hardware, and plumbing and heating equipment and supplies.....	11	13	47 533	23 442	102.8	1 420	1 451	-2.1	47	61
508	Machinery, equipment, and supplies .....	34	21	87 054	33 125	162.8	3 290	1 868	76.1	105	81
509	Miscellaneous durable goods .....	13	11	77 770	(D)	(D)	899	(D)	(D)	21	BB
<b>51</b>	<b>Nondurable goods .....</b>	<b>104</b>	<b>111</b>	<b>2 075 361</b>	<b>1 790 105</b>	<b>15.9</b>	<b>20 085</b>	<b>16 856</b>	<b>19.2</b>	<b>1 722</b>	<b>1 540</b>
511	Paper and paper products .....	6	3	(D)	(D)	(D)	(D)	(D)	(D)	AA	AA
512	Drugs, drug proprietaries, and druggists' sundries .....	-	-	-	-	-	-	-	-	-	-
513	Apparel, piece goods, and notions .....	3	4	4 666	(D)	(D)	95	(D)	(D)	5	AA
514	Groceries and related products .....	23	27	419 569	(D)	(D)	8 052	(D)	(D)	321	EE
515	Farm-product raw materials .....	51	54	(D)	1 382 807	(D)	(D)	7 644	(D)	GG	1 130
516	Chemicals and allied products .....	4	1	(D)	(D)	(D)	(D)	(D)	(D)	AA	BB
517	Petroleum and petroleum products.....	7	7	(D)	14 338	(D)	(D)	494	(D)	AA	26
518	Beer, wine, and distilled alcoholic beverages.....	-	-	-	-	-	-	-	-	-	-
519	Miscellaneous nondurable goods .....	10	15	(D)	37 799	(D)	(D)	1 444	(D)	BB	62

**Table 4. Summary Statistics for Counties and for Places With 2,500 Inhabitants or More: 1992**

[For meaning of abbreviations and symbols, see introductory text. For explanation of terms and comparability of 1987 and 1992 censuses, see appendix A. For information on geographic areas followed by ▲, see appendix F]

Geographic area	Estab-lish-ments (number)	Sales (\$1,000)	Annual payroll (\$1,000)	Paid employees for pay period including March 12 (number)	Merchant wholesalers			Other operating types		
					Estab-lish-ments (number)	Sales (\$1,000)	Annual payroll (\$1,000)	Paid employees for pay period including March 12 (number)	Estab-lish-ments (number)	Sales (\$1,000)
<b>Nebraska .....</b>	<b>4 035</b>	<b>32 488 750</b>	<b>1 076 038</b>	<b>47 053</b>	<b>3 608</b>	<b>15 090 436</b>	<b>918 864</b>	<b>40 923</b>	<b>427</b>	<b>17 398 314</b>
Adams County.....	80	273 572	17 126	838	79	(D)	(D)	FF	1	(D)
Hastings .....	59	(D)	(D)	FF	58	(D)	(D)	FF	1	(D)
Balance of county .....	21	(D)	(D)	CC	21	(D)	(D)	CC	-	-
Antelope County .....	35	79 471	4 611	275	34	(D)	(D)	CC	1	(D)
Arthur County .....	1	(D)	(D)	AA	1	(D)	(D)	AA	-	-
Banner County .....	1	(D)	(D)	AA	1	(D)	(D)	AA	-	-
Blaine County .....	1	(D)	(D)	AA	1	(D)	(D)	AA	-	-
Boone County .....	24	64 786	3 786	214	23	(D)	(D)	CC	1	(D)
Box Butte County .....	32	74 586	7 295	338	32	74 586	7 295	338	-	-
Alliance .....	24	55 160	6 300	274	24	55 160	6 300	274	-	-
Balance of county .....	8	19 426	995	64	8	19 426	995	64	-	-
Boyd County .....	6	(D)	(D)	BB	5	(D)	(D)	BB	1	(D)
Brown County .....	10	18 633	1 323	68	10	18 633	1 323	68	-	-
Buffalo County.....	93	445 965	21 979	1 012	86	377 868	20 544	916	7	68 097
Kearney .....	63	355 036	16 743	780	57	(D)	(D)	FF	6	(D)
Balance of county .....	30	90 929	5 236	232	29	(D)	(D)	CC	1	(D)
Burt County .....	29	55 709	3 633	204	29	55 709	3 633	204	-	-
Butler County.....	19	108 571	3 393	205	18	(D)	(D)	CC	1	(D)
David City.....	6	(D)	(D)	BB	5	(D)	(D)	BB	1	(D)
Balance of county .....	13	(D)	(D)	CC	13	(D)	(D)	CC	-	-
Cass County .....	29	(D)	(D)	CC	29	(D)	(D)	CC	-	-
Plattsmouth .....	8	6 355	622	40	8	6 355	622	40	-	-
Balance of county .....	21	(D)	(D)	CC	21	(D)	(D)	CC	-	-
Cedar County .....	40	62 900	3 649	231	39	(D)	(D)	CC	1	(D)
Chase County .....	26	110 609	5 028	264	25	(D)	(D)	CC	1	(D)
Cherry County .....	22	56 015	1 665	100	22	56 015	1 665	100	-	-
Valentine .....	15	12 238	1 037	66	15	12 238	1 037	66	-	-
Balance of county .....	7	43 777	628	34	7	43 777	628	34	-	-
Cheyenne County.....	25	85 168	3 211	155	23	(D)	(D)	CC	2	(D)
Sidney .....	17	(D)	(D)	BB	16	65 921	1 883	85	1	(D)
Balance of county .....	8	(D)	(D)	BB	7	(D)	(D)	BB	1	(D)
Clay County .....	41	121 881	4 904	310	38	(D)	(D)	EE	3	(D)
Colfax County .....	29	86 430	4 573	261	29	86 430	4 573	261	-	-
Schuyler .....	9	24 197	847	55	9	24 197	847	55	-	-
Balance of county .....	20	62 233	3 726	206	20	62 233	3 726	206	-	-

**Table 4. Summary Statistics for Counties and for Places With 2,500 Inhabitants or More: 1992—Con.**

[For meaning of abbreviations and symbols, see introductory text. For explanation of terms and comparability of 1987 and 1992 censuses, see appendix A. For information on geographic areas followed by ▲, see appendix F]

Geographic area	Estab- lish- ments (number)	Sales (\$1,000)	Annual payroll (\$1,000)	Paid employees for pay period including March 12 (number)	Merchant wholesalers			Other operating types		
					Estab- lish- ments (number)	Sales (\$1,000)	Annual payroll (\$1,000)	Paid employees for pay period including March 12 (number)	Estab- lish- ments (number)	Sales (\$1,000)
<b>Nebraska—Con.</b>										
Cuming County .....	44	181 681	7 416	386	44	181 681	7 416	386	—	—
West Point .....	20	111 021	4 689	223	20	111 021	4 689	223	—	—
Balance of county .....	24	70 660	2 727	163	24	70 660	2 727	163	—	—
Custer County .....	33	82 834	3 314	251	32	(D)	(D)	CC	1	(D)
Broken Bow .....	9	(D)	(D)	BB	8	(D)	(D)	BB	1	(D)
Balance of county .....	24	(D)	(D)	CC	24	(D)	(D)	CC	—	—
Dakota County .....	25	(D)	(D)	EE	22	(D)	(D)	CC	3	(D)
South Sioux City .....	19	102 218	4 779	273	17	(D)	(D)	CC	2	(D)
Balance of county .....	6	(D)	(D)	CC	5	(D)	(D)	BB	1	(D)
Dawes County .....	16	(D)	(D)	BB	15	(D)	(D)	BB	1	(D)
Chadron .....	10	12 025	997	55	9	(D)	(D)	BB	1	(D)
Balance of county .....	6	(D)	(D)	AA	6	(D)	(D)	AA	—	—
Dawson County .....	77	394 703	11 800	603	72	309 407	10 812	541	5	85 296
Cozad .....	13	48 956	1 704	73	13	48 956	1 704	73	—	—
Gothenburg .....	18	55 000	2 957	156	16	(D)	(D)	CC	2	(D)
Lexington .....	28	141 057	4 519	245	25	(D)	(D)	CC	3	(D)
Balance of county .....	18	149 690	2 620	129	18	149 690	2 620	129	—	—
Deuel County .....	6	26 914	846	52	5	(D)	(D)	BB	1	(D)
Dixon County .....	14	19 526	1 144	59	14	19 526	1 144	59	—	—
Dodge County .....	93	600 976	19 552	957	87	525 583	17 435	898	6	75 393
Fremont .....	45	419 578	11 632	504	41	(D)	(D)	EE	4	(D)
Balance of county .....	48	181 398	7 920	453	46	(D)	(D)	EE	2	(D)
Douglas County .....	1 155	9 403 425	520 053	19 344	900	(D)	(D)	JJ	255	(D)
Omaha .....	1 031	8 728 546	449 942	16 628	805	4 940 545	352 590	13 805	226	3 788 001
Ralston .....	29	121 809	16 949	723	24	109 294	15 734	686	5	12 515
Balance of county .....	95	553 070	53 162	1 993	71	(D)	(D)	GG	24	(D)
Dundy County .....	11	18 067	1 183	62	9	(D)	(D)	BB	2	(D)
Fillmore County .....	27	61 933	3 761	191	27	61 933	3 761	191	—	—
Franklin County .....	11	25 303	1 219	66	11	25 303	1 219	66	—	—
Frontier County .....	12	25 614	1 104	77	12	25 614	1 104	77	—	—
Furnas County .....	16	(D)	(D)	CC	15	(D)	(D)	CC	1	(D)
Gage County .....	54	137 796	6 891	378	52	(D)	(D)	EE	2	(D)
Beatrice .....	31	74 388	4 496	242	30	(D)	(D)	CC	1	(D)
Balance of county .....	23	63 408	2 395	136	22	(D)	(D)	CC	1	(D)
Garden County .....	5	(D)	(D)	AA	4	(D)	(D)	AA	1	(D)
Garfield County .....	8	(D)	(D)	BB	7	(D)	(D)	BB	1	(D)
Gosper County .....	4	3 840	124	13	4	3 840	124	13	—	—
Grant County .....	3	(D)	(D)	AA	2	(D)	(D)	AA	1	(D)
Greeley County .....	11	22 123	1 289	107	11	22 123	1 289	107	—	—
Hall County .....	157	663 241	43 471	1 985	144	548 451	37 016	1 552	13	114 790
Grand Island .....	135	570 459	40 236	1 838	126	491 947	34 356	1 421	9	78 512
Balance of county .....	22	92 782	3 235	147	18	56 504	2 660	131	4	36 278
Hamilton County .....	24	186 809	7 274	332	20	181 188	6 987	317	4	5 621
Aurora .....	14	100 173	2 640	138	12	(D)	(D)	CC	2	(D)
Balance of county .....	10	86 636	4 634	194	8	(D)	(D)	CC	2	(D)
Harlan County .....	14	83 140	3 047	207	14	83 140	3 047	207	—	—
Hayes County .....	2	(D)	(D)	BB	2	(D)	(D)	BB	—	—
Hitchcock County .....	12	25 597	1 058	57	10	(D)	(D)	BB	2	(D)
Holt County .....	55	126 630	6 422	393	53	(D)	(D)	EE	2	(D)
O'Neill .....	22	29 136	2 474	150	21	(D)	(D)	CC	1	(D)
Balance of county .....	33	97 494	3 948	243	32	(D)	(D)	CC	1	(D)
Hooker County .....	4	(D)	(D)	BB	4	(D)	(D)	BB	—	—
Howard County .....	14	48 611	1 989	103	13	(D)	(D)	BB	1	(D)
Jefferson County .....	25	78 011	3 712	197	24	(D)	(D)	CC	1	(D)
Fairbury .....	14	(D)	(D)	BB	13	(D)	(D)	BB	1	(D)
Balance of county .....	11	(D)	(D)	CC	11	(D)	(D)	CC	—	—
Johnson County .....	8	9 490	557	53	8	9 490	557	53	—	—
Kearney County .....	24	98 845	3 768	195	24	98 845	3 768	195	—	—
Minden .....	13	45 630	2 093	95	13	45 630	2 093	95	—	—
Balance of county .....	11	53 215	1 675	100	11	53 215	1 675	100	—	—
Keith County .....	28	152 278	4 409	230	26	(D)	(D)	CC	2	(D)
Ogallala .....	15	118 523	2 159	132	14	(D)	(D)	BB	1	(D)
Balance of county .....	13	33 755	2 250	98	12	(D)	(D)	BB	1	(D)
Keya Paha County .....	4	(D)	(D)	AA	4	(D)	(D)	AA	—	—
Kimball County .....	12	62 147	1 771	67	11	(D)	(D)	BB	1	(D)
Kimball .....	11	(D)	(D)	BB	10	61 731	1 724	64	—	(D)
Balance of county .....	1	(D)	(D)	AA	1	(D)	(D)	AA	—	—

**Table 4. Summary Statistics for Counties and for Places With 2,500 Inhabitants or More: 1992—Con.**

[For meaning of abbreviations and symbols, see introductory text. For explanation of terms and comparability of 1987 and 1992 censuses, see appendix A. For information on geographic areas followed by ▲, see appendix F]

Geographic area	Estab-lish-ments (number)	Sales (\$1,000)	Annual payroll (\$1,000)	Paid employees for pay period including March 12 (number)	Merchant wholesalers			Other operating types		
					Estab-lish-ments (number)	Sales (\$1,000)	Annual payroll (\$1,000)	Paid employees for pay period including March 12 (number)	Estab-lish-ments (number)	Sales (\$1,000)
<b>Nebraska—Con.</b>										
Knox County .....	29	110 119	3 599	227	26	(D)	(D)	CC	3	(D)
Lancaster County .....	379	1 940 452	119 999	5 013	343	1 607 948	100 449	4 536	36	332 504
Lincoln .....	345	1 859 111	115 416	4 819	312	1 540 824	96 361	4 356	33	318 287
Balance of county .....	34	81 341	4 583	194	31	67 124	4 088	180	3	14 217
Lincoln County .....	89	208 918	14 625	722	83	(D)	(D)	FF	6	(D)
North Platte .....	71	(D)	(D)	FF	67	(D)	(D)	FF	4	(D)
Balance of county .....	18	(D)	(D)	BB	16	(D)	(D)	BB	2	(D)
Logan County .....	3	(D)	(D)	AA	3	(D)	(D)	AA	—	—
Loup County .....	—	—	—	—	—	—	—	—	—	—
McPherson County .....	1	(D)	(D)	AA	1	(D)	(D)	AA	—	—
Madison County .....	110	906 301	33 656	1 440	102	730 944	30 435	1 290	8	175 357
Norfolk .....	81	382 562	19 719	845	73	207 205	16 498	695	8	175 357
Balance of county .....	29	523 739	13 937	595	29	523 739	13 937	595	—	—
Merrick County .....	22	62 435	3 940	184	18	55 313	3 315	154	4	7 122
Central City .....	10	22 486	2 595	109	10	22 486	2 595	109	—	—
Balance of county .....	12	39 949	1 345	75	8	32 827	720	45	4	7 122
Morrill County .....	20	37 829	2 675	136	19	(D)	(D)	CC	1	(D)
Nance County .....	12	44 793	1 268	101	10	(D)	(D)	BB	2	(D)
Nemaha County .....	17	52 844	2 239	115	16	(D)	(D)	CC	1	(D)
Auburn .....	9	(D)	(D)	BB	8	(D)	(D)	BB	1	(D)
Balance of county .....	8	(D)	(D)	BB	8	(D)	(D)	BB	—	—
Nuckolls County .....	28	123 627	2 618	165	28	123 627	2 618	165	—	—
Otoe County .....	33	113 211	4 336	252	32	(D)	(D)	CC	1	(D)
Nebraska City .....	18	(D)	(D)	CC	17	(D)	(D)	BB	1	(D)
Balance of county .....	15	(D)	(D)	CC	15	(D)	(D)	CC	—	—
Pawnee County .....	5	4 762	345	19	5	4 762	345	19	—	—
Perkins County .....	24	116 561	3 538	173	23	(D)	(D)	CC	1	(D)
Phelps County .....	39	98 779	7 071	323	39	98 779	7 071	323	—	—
Holdrege .....	29	56 475	4 576	225	29	56 475	4 576	225	—	—
Balance of county .....	10	42 304	2 495	98	10	42 304	2 495	98	—	—
Pierce County .....	21	39 864	2 039	135	21	39 864	2 039	135	—	—
Platte County .....	76	254 170	12 988	597	71	(D)	(D)	FF	5	(D)
Columbus .....	47	82 192	7 595	326	43	67 520	6 922	300	4	14 672
Balance of county .....	29	171 978	5 393	271	28	(D)	(D)	CC	1	(D)
Polk County .....	15	57 245	2 466	121	14	(D)	(D)	CC	1	(D)
Red Willow County .....	40	290 072	10 688	526	37	189 920	10 043	463	3	100 152
McCook .....	24	57 521	5 066	242	24	57 521	5 066	242	—	—
Balance of county .....	16	232 551	5 622	284	13	132 399	4 977	221	3	100 152
Richardson County .....	33	40 619	2 701	193	32	(D)	(D)	CC	1	(D)
Falls City .....	16	(D)	(D)	CC	15	(D)	(D)	BB	1	(D)
Balance of county .....	17	(D)	(D)	BB	17	(D)	(D)	BB	—	—
Rock County .....	6	50 296	794	77	5	(D)	(D)	BB	1	(D)
Saline County .....	25	68 407	3 802	195	24	(D)	(D)	CC	1	(D)
Crete .....	9	9 697	810	44	9	9 697	810	44	—	—
Balance of county .....	16	58 710	2 992	151	15	(D)	(D)	CC	1	(D)
Sarpy County .....	72	770 292	20 496	1 043	67	(D)	(D)	FF	5	(D)
Bellevue .....	15	12 282	1 658	104	14	(D)	(D)	CC	1	(D)
La Vista .....	6	51 790	3 824	115	5	(D)	(D)	CC	1	(D)
Papillion .....	9	(D)	(D)	CC	9	(D)	(D)	CC	—	—
Balance of county .....	42	(D)	(D)	FF	39	(D)	(D)	EE	3	(D)
Saunders County .....	27	52 012	2 014	150	26	(D)	(D)	CC	1	(D)
Wahoo .....	7	(D)	(D)	BB	6	(D)	(D)	BB	1	(D)
Balance of county .....	20	(D)	(D)	BB	20	(D)	(D)	BB	—	—
Scotts Bluff County .....	102	265 200	20 133	1 220	94	206 530	17 876	951	8	58 670
Gering .....	15	95 216	4 425	360	14	(D)	(D)	CC	1	(D)
Scottsbluff .....	52	107 139	9 591	530	47	(D)	(D)	EE	5	(D)
Balance of county .....	35	62 845	6 117	330	33	(D)	(D)	EE	2	(D)
Seward County .....	30	87 037	5 154	259	30	87 037	5 154	259	—	—
Seward .....	10	15 187	1 205	70	10	15 187	1 205	70	—	—
Balance of county .....	20	71 850	3 949	189	20	71 850	3 949	189	—	—
Sheridan County .....	23	38 520	2 488	209	22	(D)	(D)	CC	1	(D)
Sherman County .....	7	(D)	(D)	BB	6	(D)	(D)	BB	1	(D)
Sioux County .....	5	15 024	174	9	2	(D)	(D)	AA	3	(D)
Stanton County .....	11	31 775	2 301	126	11	31 775	2 301	126	—	—
Thayer County .....	31	107 485	4 541	257	29	(D)	(D)	CC	2	(D)
Thomas County .....	3	(D)	(D)	AA	2	(D)	(D)	AA	1	(D)
Thurston County .....	19	32 988	2 037	150	18	(D)	(D)	CC	1	(D)

**Table 4. Summary Statistics for Counties and for Places With 2,500 Inhabitants or More: 1992—Con.**

[For meaning of abbreviations and symbols, see introductory text. For explanation of terms and comparability of 1987 and 1992 censuses, see appendix A. For information on geographic areas followed by ▲, see appendix F]

Geographic area	Estab-lish-ments (number)	Sales (\$1,000)	Annual payroll (\$1,000)	Paid employees for pay period including March 12 (number)	Merchant wholesalers				Other operating types	
					Estab-lish-ments (number)	Sales (\$1,000)	Annual payroll (\$1,000)	Paid employees for pay period including March 12 (number)	Estab-lish-ments (number)	Sales (\$1,000)
<b>Nebraska—Con.</b>										
Valley County .....	16	129 187	3 628	223	16	129 187	3 628	223	—	—
Washington County .....	29	(D)	(D)	CC	28	(D)	(D)	CC	1	(D)
Blair .....	18	35 818	1 686	84	17	(D)	(D)	BB	1	(D)
Balance of county .....	11	(D)	(D)	BB	11	(D)	(D)	BB	—	—
Wayne County .....	20	39 837	2 481	127	19	(D)	(D)	CC	1	(D)
Wayne .....	15	(D)	(D)	BB	14	(D)	(D)	BB	1	(D)
Balance of county .....	5	(D)	(D)	BB	5	(D)	(D)	BB	—	—
Webster County .....	16	34 423	1 956	129	16	34 423	1 956	129	—	—
Wheeler County .....	2	(D)	(D)	BB	1	(D)	(D)	AA	1	(D)
York County .....	44	150 889	8 173	392	43	(D)	(D)	EE	1	(D)
York .....	25	(D)	(D)	EE	24	(D)	(D)	EE	1	(D)
Balance of county .....	19	(D)	(D)	CC	19	(D)	(D)	CC	—	—

**Table 5. Summary Statistics for Places With 200 Establishments or More: 1992**

[For meaning of abbreviations and symbols, see introductory text. For explanation of terms and comparability of 1987 and 1992 censuses, see appendix A. For information on geographic areas followed by ▲, see appendix F]

SIC code	Geographic area and kind of business	Estab-lish-ments (number)	Sales (\$1,000)	Annual payroll (\$1,000)	Paid employees for pay period including March 12 (number)	Merchant wholesalers				Other operating types	
						Estab-lish-ments (number)	Sales (\$1,000)	Annual payroll (\$1,000)	Paid employees for pay period including March 12 (number)	Estab-lish-ments (number)	Sales (\$1,000)
<b>LINCOLN</b>											
	<b>Wholesale trade .....</b>	<b>345</b>	<b>1 859 111</b>	<b>115 416</b>	<b>4 819</b>	<b>312</b>	<b>1 540 824</b>	<b>96 361</b>	<b>4 356</b>	<b>33</b>	<b>318 287</b>
50	<b>Durable goods .....</b>	<b>233</b>	<b>608 028</b>	<b>58 333</b>	<b>2 423</b>	<b>219</b>	<b>(D)</b>	<b>(D)</b>	<b>GG</b>	<b>14</b>	<b>(D)</b>
501	Motor vehicles and motor vehicle parts and supplies .....	36	(D)	(D)	EE	36	(D)	(D)	EE	—	—
502	Furniture and home furnishings .....	7	17 536	2 066	105	7	17 536	2 066	105	—	—
503	Lumber and other construction materials .....	16	59 800	4 276	156	15	(D)	(D)	CC	1	(D)
504	Professional and commercial equipment and supplies .....	56	112 037	17 897	619	50	(D)	(D)	EE	6	(D)
505	Metals and minerals, except petroleum .....	2	(D)	(D)	AA	2	(D)	(D)	AA	—	—
506	Electrical goods .....	31	(D)	(D)	EE	28	(D)	(D)	EE	3	25 510
507	Hardware, and plumbing and heating equipment and supplies .....	25	(D)	(D)	EE	24	(D)	(D)	EE	1	(D)
508	Machinery, equipment, and supplies .....	35	(D)	(D)	EE	34	(D)	(D)	EE	1	(D)
509	Miscellaneous durable goods .....	25	(D)	(D)	CC	23	18 054	3 408	205	2	(D)
51	<b>Nondurable goods .....</b>	<b>112</b>	<b>1 251 083</b>	<b>57 083</b>	<b>2 396</b>	<b>93</b>	<b>(D)</b>	<b>(D)</b>	<b>GG</b>	<b>19</b>	<b>(D)</b>
511	Paper and paper products .....	12	(D)	(D)	CC	9	(D)	(D)	CC	3	(D)
512	Drugs, drug proprietaries, and druggists' sundries .....	1	(D)	(D)	AA	1	(D)	(D)	AA	—	—
513	Apparel, piece goods, and notions .....	3	(D)	(D)	BB	3	(D)	(D)	BB	—	—
514	Groceries and related products .....	23	(D)	(D)	FF	19	(D)	(D)	FF	4	(D)
515	Farm-product raw materials .....	7	175 394	1 699	62	7	175 394	1 699	62	—	—
516	Chemicals and allied products .....	4	(D)	(D)	AA	1	(D)	(D)	AA	3	(D)
517	Petroleum and petroleum products .....	16	(D)	(D)	CC	13	(D)	(D)	CC	3	(D)
518	Beer, wine, and distilled alcoholic beverages .....	4	29 399	3 085	84	4	29 399	3 085	84	—	—
519	Miscellaneous nondurable goods .....	42	415 434	22 457	924	36	248 410	16 279	760	6	167 024

**Table 5. Summary Statistics for Places With 200 Establishments or More: 1992—Con.**

[For meaning of abbreviations and symbols, see introductory text. For explanation of terms and comparability of 1987 and 1992 censuses, see appendix A. For information on geographic areas followed by ▲, see appendix F]

SIC code	Geographic area and kind of business	Estab-lish-ments (number)	Sales (\$1,000)	Annual payroll (\$1,000)	Paid employees for pay period including March 12 (number)	Merchant wholesalers				Other operating types	
						Estab-lish-ments (number)	Sales (\$1,000)	Annual payroll (\$1,000)	Paid employees for pay period including March 12 (number)	Estab-lish-ments (number)	Sales (\$1,000)
<b>OMAHA</b>											
	<b>Wholesale trade</b> .....	<b>1 031</b>	<b>8 728 546</b>	<b>449 942</b>	<b>16 628</b>	<b>805</b>	<b>4 940 545</b>	<b>352 590</b>	<b>13 805</b>	<b>226</b>	<b>3 788 001</b>
<b>50</b>	<b>Durable goods</b> .....	<b>718</b>	<b>4 077 850</b>	<b>277 930</b>	<b>9 829</b>	<b>585</b>	<b>2 783 938</b>	<b>223 439</b>	<b>8 596</b>	<b>133</b>	<b>1 293 912</b>
501	Motor vehicles and motor vehicle parts and supplies .....	112	305 053	28 382	1 250	98	268 847	26 466	1 175	14	36 206
5012	Automobiles and other motor vehicles .....	20	80 688	6 141	234	17	(D)	(D)	CC	3	(D)
5013	Motor vehicle supplies and new parts .....	65	149 060	14 826	691	56	136 128	13 975	655	9	12 932
5014	Tires and tubes .....	11	(D)	(D)	CC	9	(D)	(D)	CC	2	(D)
5015	Motor vehicle parts, used .....	16	(D)	(D)	CC	16	(D)	(D)	CC	—	—
502	Furniture and home furnishings .....	31	99 877	11 516	482	27	(D)	(D)	EE	4	(D)
5021	Furniture .....	12	68 712	7 088	319	9	(D)	(D)	EE	3	(D)
5023	Home furnishings .....	19	31 165	4 428	163	18	(D)	(D)	CC	1	(D)
503	Lumber and other construction materials .....	41	209 413	12 398	448	32	118 787	10 255	374	9	90 626
5031	Lumber, plywood, millwork, and wood panels .....	17	(D)	(D)	EE	15	86 255	6 397	249	2	(D)
5032	Brick, stone, and related construction materials .....	6	(D)	(D)	BB	2	(D)	(D)	BB	4	(D)
5033	Roofing, siding, and insulation materials .....	10	(D)	(D)	BB	8	(D)	(D)	BB	2	(D)
5039	Construction materials, n.e.c. .....	8	(D)	(D)	BB	7	(D)	(D)	BB	1	(D)
504	Professional and commercial equipment and supplies .....	136	2 061 383	96 671	2 756	108	1 290 629	58 078	2 012	28	770 754
5043	Photographic equipment and supplies .....	2	(D)	(D)	AA	1	(D)	(D)	AA	1	(D)
5044	Office equipment .....	21	(D)	(D)	EE	16	23 492	5 142	227	5	(D)
5045	Computers and computer peripheral equipment and software .....	39	1 464 410	44 148	934	30	(D)	(D)	FF	9	(D)
5046	Commercial equipment, n.e.c. .....	14	(D)	(D)	EE	13	65 632	7 369	283	1	(D)
5047	Medical, dental, and hospital equipment and supplies .....	39	186 553	18 569	618	30	(D)	(D)	FF	9	(D)
5048	Ophthalmic goods .....	10	(D)	(D)	CC	9	23 190	5 477	241	1	(D)
5049	Professional equipment and supplies, n.e.c. .....	11	(D)	(D)	CC	9	(D)	(D)	CC	2	(D)
505	Metals and minerals, except petroleum .....	17	64 453	3 995	130	14	(D)	(D)	CC	3	(D)
5051	Metals service centers and offices .....	17	64 453	3 995	130	14	(D)	(D)	CC	3	(D)
5052	Coal and other minerals and ores .....	—	—	—	—	—	—	—	—	—	—
506	Electrical goods .....	88	383 846	27 614	1 030	61	250 738	23 262	912	27	133 108
5063	Electrical apparatus and equipment, wiring supplies, and construction materials .....	51	(D)	(D)	FF	30	(D)	(D)	EE	21	119 617
5064	Electrical appliances, television and radio sets .....	10	59 056	3 617	167	7	(D)	(D)	CC	3	(D)
5065	Electronic parts and equipment, n.e.c. .....	27	(D)	(D)	EE	24	(D)	(D)	EE	3	(D)
507	Hardware, and plumbing and heating equipment and supplies .....	74	220 339	22 870	920	64	173 597	20 153	858	10	46 742
5072	Hardware .....	20	79 870	8 828	398	16	(D)	(D)	EE	4	(D)
5074	Plumbing and heating equipment and supplies (hydronics) .....	20	41 632	4 400	191	17	33 927	4 078	183	3	7 705
5075	Warm air heating and air-conditioning equipment and supplies .....	25	65 656	5 613	204	22	(D)	(D)	CC	3	(D)
5078	Refrigeration equipment and supplies .....	9	33 181	4 029	127	9	33 181	4 029	127	—	—
508	Machinery, equipment, and supplies .....	164	478 310	63 584	2 235	132	373 459	59 645	2 098	32	104 851
5082	Construction and mining (except petroleum) machinery and equipment .....	13	62 007	10 530	323	10	(D)	(D)	EE	3	(D)
5083	Farm and garden machinery and equipment .....	12	(D)	(D)	CC	10	26 992	3 132	100	2	(D)
5084	Industrial machinery and equipment .....	57	123 161	16 890	568	43	(D)	(D)	FF	14	(D)
5085	Industrial supplies .....	52	136 957	18 756	639	43	101 454	17 054	574	9	35 503
5087	Service establishment equipment and supplies .....	21	68 615	12 090	522	20	(D)	(D)	FF	1	(D)
5088	Transportation equipment and supplies, except motor vehicles .....	9	(D)	(D)	BB	6	22 370	1 815	73	3	(D)
509	Miscellaneous durable goods .....	55	255 176	10 900	578	49	(D)	(D)	FF	6	(D)
5091	Sporting and recreational goods and supplies .....	11	(D)	(D)	BB	9	(D)	(D)	BB	2	(D)
5092	Toys and hobby goods and supplies .....	6	(D)	(D)	BB	5	(D)	(D)	BB	1	(D)
5093	Scrap and waste materials .....	18	(D)	(D)	EE	17	(D)	(D)	EE	1	(D)
5094	Jewelry, watches, precious stones, and precious metals .....	5	2 724	592	33	5	2 724	592	33	—	—
5099	Durable goods, n.e.c. .....	15	68 902	2 577	118	13	(D)	(D)	CC	2	(D)
<b>51</b>	<b>Nondurable goods</b> .....	<b>313</b>	<b>4 650 696</b>	<b>172 012</b>	<b>6 799</b>	<b>220</b>	<b>2 156 607</b>	<b>129 151</b>	<b>5 209</b>	<b>93</b>	<b>2 494 089</b>
511	Paper and paper products .....	46	235 329	14 552	531	31	147 554	11 271	424	15	87 775
5111	Printing and writing paper .....	8	(D)	(D)	CC	7	105 625	6 012	184	1	(D)
5112	Stationery and office supplies .....	30	(D)	(D)	EE	20	37 713	4 417	206	10	(D)
5113	Industrial and personal service paper .....	8	63 720	1 587	52	4	4 216	842	34	4	59 504
512	Drugs, drug proprietaries, and druggists' sundries .....	13	(D)	(D)	EE	12	88 877	5 892	341	1	(D)
5122	Drugs, drug proprietaries, and druggists' sundries .....	13	(D)	(D)	EE	12	88 877	5 892	341	1	(D)
513	Apparel, piece goods, and notions .....	19	(D)	(D)	CC	16	(D)	(D)	CC	3	4 666
5131	Piece goods, notions, and other dry goods .....	4	7 171	1 412	58	4	7 171	1 412	58	—	—
5136	Men's and boys' clothing and furnishings .....	7	10 438	939	54	5	(D)	(D)	BB	2	(D)
5137	Women's, children's, and infants' clothing and accessories .....	7	(D)	(D)	BB	6	2 683	343	26	1	(D)
5139	Footwear .....	1	(D)	(D)	AA	1	(D)	(D)	AA	—	—
514	Groceries and related products .....	90	(D)	(D)	HH	51	823 307	43 010	1 954	39	(D)
5141	Groceries, general line .....	12	446 888	18 433	695	6	352 108	16 630	617	6	94 780
5142	Packaged frozen foods .....	10	(D)	(D)	BB	5	(D)	(D)	BB	5	(D)
5143	Dairy products, except dried or canned .....	4	(D)	(D)	BB	2	(D)	(D)	BB	2	(D)
5144	Poultry and poultry products .....	5	22 023	936	45	4	(D)	(D)	AA	1	(D)
5145	Confectionery .....	7	(D)	(D)	EE	4	14 977	362	23	3	(D)

**Table 5. Summary Statistics for Places With 200 Establishments or More: 1992—Con.**

[For meaning of abbreviations and symbols, see introductory text. For explanation of terms and comparability of 1987 and 1992 censuses, see appendix A. For information on geographic areas followed by ▲, see appendix F]

SIC code	Geographic area and kind of business	Estab-lish-ments (number)	Sales (\$1,000)	Annual payroll (\$1,000)	Paid employees for pay period including March 12 (number)	Merchant wholesalers			Other operating types	
						Estab-lish-ments (number)	Sales (\$1,000)	Annual payroll (\$1,000)	Paid employees for pay period including March 12 (number)	Estab-lish-ments (number)
<b>OMAHA—Con.</b>										
<b>51</b>	<b>Nondurable goods—Con.</b>									
514	Groceries and related products—Con.									
5146	Fish and seafoods.....	3	(D)	(D)	AA	3	(D)	(D)	AA	—
5147	Meats and meat products.....	19	1 213 185	24 740	1 265	16	(D)	(D)	FF	3 (D)
5148	Fresh fruits and vegetables.....	6	(D)	(D)	CC	5	(D)	(D)	CC	1 (D)
5149	Groceries and related products, n.e.c.....	24	(D)	(D)	EE	6	9 678	2 150	75	18 (D)
515	Farm-product raw materials.....	21	(D)	(D)	CC	14	285 484	3 630	100	7 (D)
5153	Grain and field beans.....	8	(D)	(D)	BB	7	(D)	(D)	BB	1 (D)
5154	Livestock.....	12	(D)	(D)	BB	6	(D)	(D)	BB	6 (D)
5159	Farm-product raw materials, n.e.c.....	1	(D)	(D)	BB	1	(D)	(D)	BB	—
516	Chemicals and allied products.....	26	(D)	(D)	CC	20	(D)	(D)	CC	6 17 842
5162	Plastics materials and basic forms and shapes.....	7	14 648	1 343	54	7	14 648	1 343	54	—
5169	Chemicals and allied products, n.e.c.....	19	(D)	(D)	CC	13	(D)	(D)	CC	6 17 842
517	Petroleum and petroleum products.....	15	(D)	(D)	EE	14	119 113	6 729	277	1 (D)
5171	Petroleum bulk stations and terminals.....	10	51 311	2 587	99	9	(D)	(D)	BB	1 (D)
5172	Petroleum and petroleum products wholesalers, except bulk stations and terminals.....	5	(D)	(D)	CC	5	(D)	(D)	CC	—
518	Beer, wine, and distilled alcoholic beverages.....	11	(D)	(D)	EE	9	(D)	(D)	EE	2 (D)
5181	Beer and ale.....	6	(D)	(D)	CC	4	(D)	(D)	CC	2 (D)
5182	Wine and distilled alcoholic beverages.....	5	(D)	(D)	CC	5	(D)	(D)	CC	—
519	Miscellaneous nondurable goods.....	72	670 556	41 476	1 545	53	(D)	(D)	GG	19 (D)
5191	Farm supplies.....	22	454 479	11 546	326	13	291 844	9 337	261	9 162 635
5192	Books, periodicals, and newspapers.....	8	(D)	(D)	CC	5	(D)	(D)	CC	3 2 075
5193	Flowers, nursery stock, and florists' supplies.....	7	(D)	(D)	BB	7	(D)	(D)	BB	—
5194	Tobacco and tobacco products.....	4	(D)	(D)	CC	4	(D)	(D)	CC	—
5198	Paints, varnishes, and supplies.....	8	12 547	1 446	55	4	(D)	(D)	BB	4 (D)
5199	Nondurable goods, n.e.c.....	23	(D)	(D)	FF	20	(D)	(D)	FF	3 (D)

**Table 6. Summary Statistics for Counties With 200 Establishments or More: 1992**

[For meaning of abbreviations and symbols, see introductory text. For explanation of terms and comparability of 1987 and 1992 censuses, see appendix A. For information on geographic areas followed by ▲, see appendix F]

SIC code	Geographic area and kind of business	Estab-lish-ments (number)	Sales (\$1,000)	Annual payroll (\$1,000)	Paid employees for pay period including March 12 (number)	Merchant wholesalers			Other operating types	
						Estab-lish-ments (number)	Sales (\$1,000)	Annual payroll (\$1,000)	Paid employees for pay period including March 12 (number)	Estab-lish-ments (number)
<b>DOUGLAS COUNTY</b>										
	<b>Wholesale trade.....</b>	<b>1 155</b>	<b>9 403 425</b>	<b>520 053</b>	<b>19 344</b>	<b>900</b>	<b>(D)</b>	<b>(D)</b>	<b>JJ</b>	<b>255 (D)</b>
<b>50</b>	<b>Durable goods.....</b>	<b>806</b>	<b>4 335 816</b>	<b>302 733</b>	<b>10 811</b>	<b>647</b>	<b>(D)</b>	<b>(D)</b>	<b>II</b>	<b>159 (D)</b>
501	Motor vehicles and motor vehicle parts and supplies.....	122	(D)	(D)	GG	105	(D)	(D)	GG	17 (D)
5012	Automobiles and other motor vehicles.....	22	(D)	(D)	CC	19	(D)	(D)	CC	3 (D)
5013	Motor vehicle supplies and new parts.....	71	170 300	15 587	724	59	(D)	(D)	FF	12 (D)
5014	Tires and tubes.....	11	(D)	(D)	CC	9	(D)	(D)	CC	2 (D)
5015	Motor vehicle parts, used.....	18	(D)	(D)	CC	18	(D)	(D)	CC	—
502	Furniture and homefurnishings.....	33	(D)	(D)	FF	28	72 136	12 147	510	5 (D)
5021	Furniture.....	12	68 712	7 088	319	9	(D)	(D)	EE	3 (D)
5023	Homefurnishings.....	21	(D)	(D)	CC	19	(D)	(D)	CC	2 (D)
503	Lumber and other construction materials.....	49	281 393	21 763	755	39	(D)	(D)	FF	10 (D)
5031	Lumber, plywood, millwork, and wood panels.....	21	160 764	14 658	522	19	(D)	(D)	FF	2 (D)
5032	Brick, stone, and related construction materials.....	9	81 824	2 920	102	4	9 657	1 620	56	5 72 167
5033	Roofing, siding, and insulation materials.....	10	(D)	(D)	BB	8	(D)	(D)	BB	2 (D)
5039	Construction materials, n.e.c.....	9	(D)	(D)	BB	8	(D)	(D)	BB	1 (D)
504	Professional and commercial equipment and supplies.....	151	2 085 905	100 741	2 889	117	1 303 411	59 983	2 059	34 782 494
5043	Photographic equipment and supplies.....	2	(D)	(D)	AA	1	(D)	(D)	AA	1 (D)
5044	Office equipment.....	23	(D)	(D)	EE	18	(D)	(D)	CC	5 (D)
5045	Computers and computer peripheral equipment and software.....	45	1 478 026	46 791	1 027	33	1 011 832	22 511	581	12 466 194
5046	Commercial equipment, n.e.c.....	15	(D)	(D)	EE	14	(D)	(D)	EE	1 (D)
5047	Medical, dental, and hospital equipment and supplies.....	45	195 005	19 528	639	33	156 756	16 311	564	12 38 249
5048	Ophthalmic goods.....	10	(D)	(D)	CC	9	23 190	5 477	241	1 (D)
5049	Professional equipment and supplies, n.e.c.....	11	(D)	(D)	CC	9	(D)	(D)	CC	2 (D)
505	Metals and minerals, except petroleum.....	19	(D)	(D)	CC	15	(D)	(D)	CC	4 (D)
5051	Metals service centers and offices.....	19	(D)	(D)	CC	15	(D)	(D)	CC	4 (D)
5052	Coal and other minerals and ores.....	—	—	—	—	—	—	—	—	—



**Table 6. Summary Statistics for Counties With 200 Establishments or More: 1992—Con.**

[For meaning of abbreviations and symbols, see introductory text. For explanation of terms and comparability of 1987 and 1992 censuses, see appendix A. For information on geographic areas followed by ▲, see appendix F]

SIC code	Geographic area and kind of business	Establishments (number)	Sales (\$1,000)	Annual payroll (\$1,000)	Paid employees for pay period including March 12 (number)	Merchant wholesalers			Other operating types		
						Establishments (number)	Sales (\$1,000)	Annual payroll (\$1,000)	Paid employees for pay period including March 12 (number)	Establishments (number)	Sales (\$1,000)
<b>DOUGLAS COUNTY—Con.</b>											
<b>50</b>	<b>Durable goods—Con.</b>										
506	Electrical goods .....	99	416 877	29 051	1 070	67	(D)	(D)	FF	32	(D)
5063	Electrical apparatus and equipment, wiring supplies, and construction materials .....	57	235 440	13 375	515	33	(D)	(D)	EE	24	(D)
5064	Electrical appliances, television and radio sets .....	10	59 056	3 617	167	7	(D)	(D)	CC	3	(D)
5065	Electronic parts and equipment, n.e.c. ....	32	122 381	12 059	388	27	(D)	(D)	EE	5	(D)
507	Hardware, and plumbing and heating equipment and supplies .....	86	(D)	(D)	GG	74	(D)	(D)	GG	12	(D)
5072	Hardware .....	23	89 325	9 690	565	19	(D)	(D)	FF	4	(D)
5074	Plumbing and heating equipment and supplies (hydronics) .....	22	(D)	(D)	CC	19	(D)	(D)	CC	3	7 705
5075	Warm air heating and air-conditioning equipment and supplies .....	31	77 183	7 076	258	26	49 220	6 238	231	5	27 963
5078	Refrigeration equipment and supplies .....	10	(D)	(D)	CC	10	(D)	(D)	CC	—	—
508	Machinery, equipment, and supplies .....	182	505 558	66 105	2 337	147	389 510	61 706	2 192	35	116 048
5082	Construction and mining (except petroleum) machinery and equipment .....	14	(D)	(D)	EE	11	(D)	(D)	EE	3	(D)
5083	Farm and garden machinery and equipment .....	18	36 234	3 803	129	16	(D)	(D)	CC	2	(D)
5084	Industrial machinery and equipment .....	64	129 971	17 944	606	49	112 191	16 700	569	15	17 780
5085	Industrial supplies .....	53	(D)	(D)	FF	44	(D)	(D)	FF	9	35 503
5087	Service establishment equipment and supplies .....	22	(D)	(D)	FF	21	68 253	12 122	532	1	(D)
5088	Transportation equipment and supplies, except motor vehicles .....	11	67 776	2 538	88	6	22 370	1 815	73	5	45 406
509	Miscellaneous durable goods .....	65	(D)	(D)	FF	55	214 875	12 597	640	10	(D)
5091	Sporting and recreational goods and supplies .....	13	14 352	2 042	101	10	(D)	(D)	BB	3	(D)
5092	Toys and hobby goods and supplies .....	7	(D)	(D)	BB	6	(D)	(D)	BB	1	(D)
5093	Scrap and waste materials .....	18	(D)	(D)	EE	17	(D)	(D)	EE	1	(D)
5094	Jewelry, watches, precious stones, and precious metals .....	5	2 724	592	33	5	2 724	592	33	—	—
5099	Durable goods, n.e.c. ....	22	88 851	4 197	169	17	(D)	(D)	CC	5	(D)
<b>51</b>	<b>Nondurable goods.....</b>	<b>349</b>	<b>5 067 609</b>	<b>217 320</b>	<b>8 533</b>	<b>253</b>	<b>(D)</b>	<b>(D)</b>	<b>II</b>	<b>96</b>	<b>(D)</b>
511	Paper and paper products .....	50	243 553	16 466	626	35	155 778	13 185	519	15	87 775
5111	Printing and writing paper .....	8	(D)	(D)	CC	7	105 625	6 012	184	1	(D)
5112	Stationery and office supplies .....	34	(D)	(D)	EE	24	45 937	6 331	301	10	(D)
5113	Industrial and personal service paper .....	8	63 720	1 587	52	4	4 216	842	34	4	59 504
512	Drugs, drug proprietaries, and druggists' sundries .....	16	169 530	7 448	404	15	(D)	(D)	EE	1	(D)
5122	Drugs, drug proprietaries, and druggists' sundries .....	16	169 530	7 448	404	15	(D)	(D)	EE	1	(D)
513	Apparel, piece goods, and notions .....	21	21 690	2 802	146	18	17 024	2 707	141	3	4 666
5131	Piece goods, notions, and other dry goods .....	5	(D)	(D)	BB	5	(D)	(D)	BB	—	—
5136	Men's and boys' clothing and furnishings .....	7	10 438	939	54	5	(D)	(D)	BB	2	(D)
5137	Women's, children's, and infants' clothing and accessories .....	7	(D)	(D)	BB	6	2 683	343	26	1	(D)
5139	Footwear .....	2	(D)	(D)	AA	2	(D)	(D)	AA	—	—
514	Groceries and related products .....	96	2 519 141	76 749	3 240	55	(D)	(D)	GG	41	(D)
5141	Groceries, general line .....	13	(D)	(D)	FF	7	(D)	(D)	FF	6	94 780
5142	Packaged frozen foods .....	11	216 142	5 633	181	6	(D)	(D)	CC	5	(D)
5143	Dairy products, except dried or canned .....	4	(D)	(D)	BB	2	(D)	(D)	BB	2	(D)
5144	Poultry and poultry products .....	5	22 023	936	45	4	(D)	(D)	AA	1	(D)
5145	Confectionery .....	8	55 374	4 382	272	4	14 977	362	23	4	40 397
5146	Fish and seafoods .....	3	(D)	(D)	AA	3	(D)	(D)	AA	—	—
5147	Meats and meat products .....	19	1 213 185	24 740	1 265	16	(D)	(D)	FF	3	(D)
5148	Fresh fruits and vegetables .....	6	(D)	(D)	CC	5	(D)	(D)	CC	1	(D)
5149	Groceries and related products, n.e.c. ....	27	(D)	(D)	EE	8	(D)	(D)	BB	19	(D)
515	Farm-product raw materials .....	25	1 047 942	32 849	1 255	18	(D)	(D)	GG	7	(D)
5153	Grain and field beans .....	10	(D)	(D)	GG	9	369 681	29 902	1 124	1	(D)
5154	Livestock .....	14	(D)	(D)	BB	8	(D)	(D)	BB	6	(D)
5159	Farm-product raw materials, n.e.c. ....	1	(D)	(D)	BB	1	(D)	(D)	BB	—	—
516	Chemicals and allied products .....	29	78 180	6 728	254	23	60 338	5 146	210	6	17 842
5162	Plastics materials and basic forms and shapes .....	7	14 648	1 343	54	7	14 648	1 343	54	—	—
5169	Chemicals and allied products, n.e.c. ....	22	63 532	5 385	200	16	45 690	3 803	156	6	17 842
517	Petroleum and petroleum products .....	17	120 090	6 852	286	16	(D)	(D)	EE	1	(D)
5171	Petroleum bulk stations and terminals .....	11	(D)	(D)	CC	10	(D)	(D)	CC	1	(D)
5172	Petroleum and petroleum products wholesalers, except bulk stations and terminals .....	6	(D)	(D)	CC	6	(D)	(D)	CC	—	—
518	Beer, wine, and distilled alcoholic beverages .....	11	(D)	(D)	EE	9	(D)	(D)	EE	2	(D)
5181	Beer and ale .....	6	(D)	(D)	CC	4	(D)	(D)	CC	2	(D)
5182	Wine and distilled alcoholic beverages .....	5	(D)	(D)	CC	5	(D)	(D)	CC	—	—
519	Miscellaneous nondurable goods .....	84	(D)	(D)	GG	64	(D)	(D)	GG	20	(D)
5191	Farm supplies .....	26	503 878	21 662	623	17	341 243	19 453	558	9	162 635
5192	Books, periodicals, and newspapers .....	9	17 669	1 894	119	6	15 594	1 664	109	3	2 075
5193	Flowers, nursery stock, and florists' supplies .....	9	8 764	1 097	82	9	8 764	1 097	82	—	—
5194	Tobacco and tobacco products .....	4	(D)	(D)	CC	4	(D)	(D)	CC	—	—
5198	Paints, varnishes, and supplies .....	10	(D)	(D)	BB	5	(D)	(D)	BB	5	9 221
5199	Nondurable goods, n.e.c. ....	26	(D)	(D)	FF	23	(D)	(D)	FF	3	(D)
<b>LANCASTER COUNTY</b> (Coextensive with Lincoln, NE MSA; see table 7.)											

**Table 7. Summary Statistics for Metropolitan Areas: 1992**

[For meaning of abbreviations and symbols, see introductory text. For explanation of terms and comparability of 1987 and 1992 censuses, see appendix A. For definitions of CMSA's, MSA's, and PMSA's, see appendix D]

SIC code	Geographic area and kind of business	Estab-lish-ments (number)	Sales (\$1,000)	Annual payroll (\$1,000)	Paid employees for pay period including March 12 (number)	Merchant wholesalers			Other operating types		
						Estab-lish-ments (number)	Sales (\$1,000)	Annual payroll (\$1,000)	Paid employees for pay period including March 12 (number)	Estab-lish-ments (number)	Sales (\$1,000)
<b>LINCOLN, NE MSA</b>											
	<b>Wholesale trade -----</b>	<b>379</b>	<b>1 940 452</b>	<b>119 999</b>	<b>5 013</b>	<b>343</b>	<b>1 607 948</b>	<b>100 449</b>	<b>4 536</b>	<b>36</b>	<b>332 504</b>
<b>50</b>	<b>Durable goods -----</b>	<b>246</b>	<b>624 843</b>	<b>60 514</b>	<b>2 490</b>	<b>231</b>	<b>536 677</b>	<b>51 052</b>	<b>2 318</b>	<b>15</b>	<b>88 166</b>
501	Motor vehicles and motor vehicle parts and supplies -----	38	59 918	7 148	424	38	59 918	7 148	424	--	--
502	Furniture and homefurnishings -----	8	(D)	(D)	CC	8	(D)	(D)	CC	--	--
503	Lumber and other construction materials -----	16	59 800	4 276	156	15	(D)	(D)	CC	1	(D)
504	Professional and commercial equipment and supplies -----	57	(D)	(D)	FF	51	(D)	(D)	EE	6	(D)
505	Metals and minerals, except petroleum -----	3	(D)	(D)	AA	3	(D)	(D)	AA	--	--
506	Electrical goods -----	32	114 910	6 928	273	28	(D)	(D)	EE	4	(D)
507	Hardware, and plumbing and heating equipment and supplies -----	25	(D)	(D)	EE	24	(D)	(D)	EE	1	(D)
508	Machinery, equipment, and supplies -----	41	74 609	10 504	379	40	(D)	(D)	EE	1	(D)
509	Miscellaneous durable goods -----	26	(D)	(D)	CC	24	(D)	(D)	CC	2	(D)
<b>51</b>	<b>Nondurable goods -----</b>	<b>133</b>	<b>1 315 609</b>	<b>59 485</b>	<b>2 523</b>	<b>112</b>	<b>1 071 271</b>	<b>49 397</b>	<b>2 218</b>	<b>21</b>	<b>244 338</b>
511	Paper and paper products -----	12	(D)	(D)	CC	9	(D)	(D)	CC	3	(D)
512	Drugs, drug proprietaries, and druggists' sundries -----	1	(D)	(D)	AA	1	(D)	(D)	AA	--	--
513	Apparel, piece goods, and notions -----	3	(D)	(D)	BB	3	(D)	(D)	BB	--	--
514	Groceries and related products -----	23	(D)	(D)	FF	19	(D)	(D)	FF	4	(D)
515	Farm-product raw materials -----	18	210 064	3 337	155	18	210 064	3 337	155	--	--
516	Chemicals and allied products -----	6	(D)	(D)	BB	2	(D)	(D)	AA	4	(D)
517	Petroleum and petroleum products -----	18	91 789	2 704	157	14	79 460	2 539	150	4	12 329
518	Beer, wine, and distilled alcoholic beverages -----	4	29 399	3 085	84	4	29 399	3 085	84	--	--
519	Miscellaneous nondurable goods -----	48	(D)	(D)	FF	42	(D)	(D)	FF	6	167 024
<b>OMAHA, NE-IA MSA</b>											
	<b>Wholesale trade -----</b>	<b>1 429</b>	<b>11 310 440</b>	<b>579 032</b>	<b>22 080</b>	<b>1 153</b>	<b>6 656 698</b>	<b>468 544</b>	<b>18 612</b>	<b>276</b>	<b>4 653 742</b>
<b>50</b>	<b>Durable goods -----</b>	<b>938</b>	<b>5 102 442</b>	<b>333 063</b>	<b>12 259</b>	<b>764</b>	<b>3 240 809</b>	<b>267 712</b>	<b>10 473</b>	<b>174</b>	<b>1 861 633</b>
501	Motor vehicles and motor vehicle parts and supplies -----	166	868 894	43 175	2 005	145	434 178	37 286	1 602	21	434 716
5012	Automobiles and other motor vehicles -----	38	594 935	16 615	775	33	(D)	(D)	EE	5	(D)
5013	Motor vehicle supplies and new parts -----	91	194 891	18 233	858	77	(D)	(D)	FF	14	(D)
5014	Tires and tubes -----	12	(D)	(D)	CC	10	(D)	(D)	CC	2	(D)
5015	Motor vehicle parts, used -----	25	(D)	(D)	CC	25	(D)	(D)	CC	--	--
502	Furniture and homefurnishings -----	35	103 535	12 414	521	30	(D)	(D)	FF	5	(D)
5021	Furniture -----	12	68 712	7 088	319	9	(D)	(D)	EE	3	(D)
5023	Homefurnishings -----	23	34 823	5 326	202	21	(D)	(D)	CC	2	(D)
503	Lumber and other construction materials -----	55	324 423	23 460	827	44	197 385	20 460	723	11	127 038
5031	Lumber, plywood, millwork, and wood panels -----	23	199 334	16 139	570	20	(D)	(D)	FF	3	(D)
5032	Brick, stone, and related construction materials -----	9	81 824	2 920	102	4	9 657	1 620	56	5	72 167
5033	Roofing, siding, and insulation materials -----	11	(D)	(D)	BB	9	(D)	(D)	BB	2	(D)
5039	Construction materials, n.e.c. -----	12	(D)	(D)	CC	11	(D)	(D)	BB	1	(D)
504	Professional and commercial equipment and supplies -----	160	2 093 040	102 028	2 948	126	1 310 546	61 270	2 118	34	782 494
5043	Photographic equipment and supplies -----	2	(D)	(D)	AA	1	(D)	(D)	AA	1	(D)
5044	Office equipment -----	24	(D)	(D)	EE	19	(D)	(D)	CC	5	(D)
5045	Computers and computer peripheral equipment and software -----	47	1 478 868	46 930	1 044	35	1 012 674	22 650	598	12	466 194
5046	Commercial equipment, n.e.c. -----	17	(D)	(D)	EE	16	(D)	(D)	EE	1	(D)
5047	Medical, dental, and hospital equipment and supplies -----	48	199 933	20 416	666	36	161 684	17 199	591	12	38 249
5048	Ophthalmic goods -----	11	30 121	6 016	247	10	(D)	(D)	CC	1	(D)
5049	Professional equipment and supplies, n.e.c. -----	11	(D)	(D)	CC	9	(D)	(D)	CC	2	(D)
505	Metals and minerals, except petroleum -----	22	(D)	(D)	CC	18	51 011	4 159	(D)	4	(D)
5051	Metals service centers and offices -----	22	(D)	(D)	CC	18	51 011	4 159	(D)	4	(D)
5052	Coal and other minerals and ores -----	--	--	--	--	--	--	--	--	--	--
506	Electrical goods -----	111	459 791	32 733	1 207	78	279 728	27 040	1 047	33	180 063
5063	Electrical apparatus and equipment, wiring supplies, and construction materials -----	62	266 806	14 363	564	37	120 836	10 772	454	25	145 970
5064	Electrical appliances, television and radio sets -----	12	59 763	3 669	172	9	(D)	(D)	CC	3	(D)
5065	Electronic parts and equipment, n.e.c. -----	37	133 222	14 701	471	32	(D)	(D)	EE	5	(D)
507	Hardware, and plumbing and heating equipment and supplies -----	95	269 384	26 969	1 215	80	203 795	23 279	1 121	15	65 589
5072	Hardware -----	27	100 314	10 476	598	23	(D)	(D)	FF	4	(D)
5074	Plumbing and heating equipment and supplies (hydronics) -----	24	52 103	4 865	211	19	(D)	(D)	CC	5	(D)
5075	Warm air heating and air-conditioning equipment and supplies -----	33	80 144	7 453	273	28	52 181	6 615	246	5	27 963
5078	Refrigeration equipment and supplies -----	11	36 823	4 175	133	10	(D)	(D)	CC	1	(D)
508	Machinery, equipment, and supplies -----	214	578 201	71 972	2 602	176	448 900	67 057	2 449	38	129 301
5082	Construction and mining (except petroleum) machinery and equipment -----	17	72 128	11 410	363	14	(D)	(D)	EE	3	(D)
5083	Farm and garden machinery and equipment -----	37	94 137	8 348	328	32	(D)	(D)	EE	5	(D)
5084	Industrial machinery and equipment -----	72	134 003	18 468	639	57	116 223	17 224	602	15	17 780
5085	Industrial supplies -----	54	139 917	19 009	649	45	104 414	17 307	584	9	35 503
5087	Service establishment equipment and supplies -----	23	70 240	12 199	535	22	(D)	(D)	FF	1	(D)
5088	Transportation equipment and supplies, except motor vehicles -----	11	67 776	2 538	88	6	22 370	1 815	73	5	45 406

**Table 7. Summary Statistics for Metropolitan Areas: 1992—Con.**

[For meaning of abbreviations and symbols, see introductory text. For explanation of terms and comparability of 1987 and 1992 censuses, see appendix A. For definitions of CMSA's, MSA's, and PMSA's, see appendix D]

SIC code	Geographic area and kind of business	Estab-lish-ments (number)	Sales (\$1,000)	Annual payroll (\$1,000)	Paid employees for pay period including March 12 (number)	Merchant wholesalers			Other operating types	
						Estab-lish-ments (number)	Sales (\$1,000)	Annual payroll (\$1,000)	Paid employees for pay period including March 12 (number)	Estab-lish-ments (number)
<b>OMAHA, NE-IA MSA—Con.</b>										
<b>50</b>	<b>Durable goods—Con.</b>									
509	Miscellaneous durable goods -----	80	(D)	(D)	FF	67	(D)	(D)	FF	13 (D)
5091	Sporting and recreational goods and supplies ----	17	19 179	2 261	112	12	12 986	1 898	101	5 6 193
5092	Toys and hobby goods and supplies -----	8	(D)	(D)	BB	7	(D)	(D)	BB	1 (D)
5093	Scrap and waste materials -----	25	168 605	7 017	355	24	(D)	(D)	EE	1 (D)
5094	Jewelry, watches, precious stones, and precious metals-----	5	2 724	592	33	5	2 724	592	33	— (D)
5099	Durable goods, n.e.c. -----	25	(D)	(D)	CC	19	(D)	(D)	CC	6 (D)
<b>51</b>	<b>Nondurable goods-----</b>	<b>491</b>	<b>6 207 998</b>	<b>245 969</b>	<b>9 821</b>	<b>389</b>	<b>3 415 889</b>	<b>200 832</b>	<b>8 139</b>	<b>102 2 792 109</b>
511	Paper and paper products -----	57	275 959	18 836	735	42	188 184	15 555	628	15 87 775
5111	Printing and writing paper -----	10	136 923	7 791	245	9	(D)	(D)	CC	1 (D)
5112	Stationery and office supplies -----	37	71 154	8 923	402	27	(D)	(D)	EE	10 (D)
5113	Industrial and personal service paper -----	10	67 882	2 122	88	6	8 378	1 377	70	4 59 504
512	Drugs, drug proprietaries, and druggists' sundries ---	19	351 884	9 448	486	18	(D)	(D)	EE	1 (D)
5122	Drugs, drug proprietaries, and druggists' sundries _	19	351 884	9 448	486	18	(D)	(D)	EE	1 (D)
513	Apparel, piece goods, and notions -----	25	22 941	3 039	163	22	18 275	2 944	158	3 4 666
5131	Piece goods, notions, and other dry goods -----	7	7 608	1 440	62	7	7 608	1 440	62	— (D)
5136	Men's and boys' clothing and furnishings -----	9	11 432	1 159	69	7	(D)	(D)	BB	2 (D)
5137	Women's, children's, and infants' clothing and accessories-----	7	(D)	(D)	BB	6	2 683	343	(D)	1 (D)
5139	Footwear -----	2	(D)	(D)	AA	2	(D)	(D)	AA	— (D)
514	Groceries and related products -----	103	2 525 343	77 473	3 274	61	904 644	46 439	2 086	42 1 620 699
5141	Groceries, general line -----	14	447 264	18 468	699	8	352 484	16 665	621	6 94 780
5142	Packaged frozen foods -----	13	216 682	5 674	186	7	101 264	3 606	125	6 115 418
5143	Dairy products, except dried or canned -----	4	(D)	(D)	BB	2	(D)	(D)	BB	2 (D)
5144	Poultry and poultry products -----	5	22 023	936	45	4	(D)	(D)	AA	1 (D)
5145	Confectionery -----	8	55 374	4 382	272	4	14 977	362	23	4 40 397
5146	Fish and seafoods -----	4	11 179	1 143	28	4	11 179	1 143	28	— (D)
5147	Meats and meat products -----	19	1 213 185	24 740	1 265	16	(D)	(D)	FF	3 (D)
5148	Fresh fruits and vegetables -----	6	(D)	(D)	CC	5	(D)	(D)	CC	1 (D)
5149	Groceries and related products, n.e.c. -----	30	(D)	(D)	EE	11	(D)	(D)	CC	19 (D)
515	Farm-product raw materials -----	61	1 373 959	37 641	1 488	53	(D)	(D)	GG	8 (D)
5153	Grain and field beans -----	41	1 002 849	35 275	1 365	40	(D)	(D)	GG	1 (D)
5154	Livestock -----	17	(D)	(D)	CC	10	94 619	834	(D)	7 (D)
5159	Farm-product raw materials, n.e.c.-----	3	(D)	(D)	BB	3	(D)	(D)	BB	— (D)
516	Chemicals and allied products -----	39	107 978	9 115	345	31	84 899	6 951	280	8 23 079
5162	Plastics materials and basic forms and shapes ---	7	14 648	1 343	54	7	14 648	1 343	54	— (D)
5169	Chemicals and allied products, n.e.c. -----	32	93 330	7 772	291	24	70 251	5 608	226	8 23 079
517	Petroleum and petroleum products -----	41	584 409	15 717	658	38	(D)	(D)	FF	3 (D)
5171	Petroleum bulk stations and terminals -----	29	451 958	8 362	340	26	(D)	(D)	EE	3 (D)
5172	Petroleum and petroleum products wholesalers, except bulk stations and terminals-----	12	132 451	7 355	318	12	132 451	7 355	318	— (D)
518	Beer, wine, and distilled alcoholic beverages -----	16	159 595	17 039	504	14	(D)	(D)	EE	2 (D)
5181	Beer and ale -----	10	76 924	7 372	266	8	(D)	(D)	CC	2 (D)
5182	Wine and distilled alcoholic beverages -----	6	82 671	9 667	238	6	82 671	9 667	238	— (D)
519	Miscellaneous nondurable goods -----	130	805 930	57 661	2 168	110	(D)	(D)	GG	20 (D)
5191	Farm supplies -----	66	565 822	25 889	845	57	403 187	23 680	780	9 162 635
5192	Books, periodicals, and newspapers -----	9	17 669	1 894	119	6	15 594	1 664	109	3 2 075
5193	Flowers, nursery stock, and florists' supplies ----	9	8 764	1 097	82	9	8 764	1 097	82	— (D)
5194	Tobacco and tobacco products -----	5	89 379	4 011	188	5	89 379	4 011	188	— (D)
5198	Paints, varnishes, and supplies -----	11	14 029	1 706	73	6	4 808	932	40	5 9 221
5199	Nondurable goods, n.e.c. -----	30	110 267	23 064	861	27	(D)	(D)	FF	3 (D)
<b>SIOUX CITY, IA-NE MSA</b>										
	<b>Wholesale trade -----</b>	<b>297</b>	<b>12 989 620</b>	<b>80 423</b>	<b>3 096</b>	<b>263</b>	<b>(D)</b>	<b>(D)</b>	<b>HH</b>	<b>34 (D)</b>
<b>50</b>	<b>Durable goods -----</b>	<b>176</b>	<b>526 132</b>	<b>42 766</b>	<b>1 771</b>	<b>164</b>	<b>(D)</b>	<b>(D)</b>	<b>GG</b>	<b>12 (D)</b>
501	Motor vehicles and motor vehicle parts and supplies -----	40	240 389	11 213	549	39	(D)	(D)	FF	1 (D)
502	Furniture and homefurnishings -----	6	10 526	1 227	63	5	(D)	(D)	BB	1 (D)
503	Lumber and other construction materials -----	14	(D)	(D)	CC	11	11 611	1 907	(D)	3 (D)
504	Professional and commercial equipment and supplies -----	28	44 745	7 496	328	27	(D)	(D)	EE	1 (D)
505	Metals and minerals, except petroleum -----	4	(D)	(D)	BB	4	(D)	(D)	BB	— (D)
506	Electrical goods -----	17	(D)	(D)	CC	15	(D)	(D)	CC	2 (D)
507	Hardware, and plumbing and heating equipment and supplies -----	14	27 055	2 962	128	14	27 055	2 962	128	— (D)
508	Machinery, equipment, and supplies -----	42	80 400	7 150	284	38	(D)	(D)	EE	4 (D)
509	Miscellaneous durable goods -----	11	(D)	(D)	BB	11	(D)	(D)	BB	— (D)
<b>51</b>	<b>Nondurable goods-----</b>	<b>121</b>	<b>12 463 488</b>	<b>37 657</b>	<b>1 325</b>	<b>99</b>	<b>(D)</b>	<b>(D)</b>	<b>GG</b>	<b>22 (D)</b>
511	Paper and paper products -----	14	(D)	(D)	CC	13	(D)	(D)	CC	1 (D)
512	Drugs, drug proprietaries, and druggists' sundries ---	3	(D)	(D)	BB	3	(D)	(D)	BB	— (D)
513	Apparel, piece goods, and notions -----	4	(D)	(D)	BB	4	(D)	(D)	BB	— (D)
514	Groceries and related products -----	20	(D)	(D)	EE	11	(D)	(D)	EE	9 (D)
515	Farm-product raw materials -----	28	(D)	(D)	EE	21	(D)	(D)	EE	7 (D)
516	Chemicals and allied products -----	8	(D)	(D)	BB	7	16 032	1 314	(D)	1 (D)

**Table 7. Summary Statistics for Metropolitan Areas: 1992—Con.**

[For meaning of abbreviations and symbols, see introductory text. For explanation of terms and comparability of 1987 and 1992 censuses, see appendix A. For definitions of CMSA's, MSA's, and PMSA's, see appendix D]

SIC code	Geographic area and kind of business	Estab-lish-ments (number)	Sales (\$1,000)	Annual payroll (\$1,000)	Paid employees for pay period including March 12 (number)	Merchant wholesalers			Other operating types	
						Estab-lish-ments (number)	Sales (\$1,000)	Annual payroll (\$1,000)	Paid employees for pay period including March 12 (number)	Estab-lish-ments (number)
	<b>SIoux CITY, IA-NE MSA—Con.</b>									
<b>51</b>	<b>Nondurable goods—Con.</b>									
517	Petroleum and petroleum products .....	11	(D)	(D)	BB	11	(D)	(D)	BB	—
518	Beer, wine, and distilled alcoholic beverages .....	4	(D)	(D)	BB	4	(D)	(D)	BB	—
519	Miscellaneous nondurable goods .....	29	(D)	(D)	CC	25	(D)	(D)	CC	4 (D)

**Table 8. Summary Statistics for the Area Outside Metropolitan Areas: 1992**

[For meaning of abbreviations and symbols, see introductory text. For explanation of terms and comparability of 1987 and 1992 censuses, see appendix A. For definitions of CMSA's, MSA's, and PMSA's, see appendix D]

SIC code	Kind of business	Estab-lish-ments (number)	Sales (\$1,000)	Annual payroll (\$1,000)	Paid employees for pay period including March 12 (number)	Merchant wholesalers			Other operating types	
						Estab-lish-ments (number)	Sales (\$1,000)	Annual payroll (\$1,000)	Paid employees for pay period including March 12 (number)	Estab-lish-ments (number)
	<b>Wholesale trade .....</b>	<b>2 346</b>	<b>(D)</b>	<b>(D)</b>	<b>JJ</b>	<b>2 219</b>	<b>(D)</b>	<b>(D)</b>	<b>JJ</b>	<b>127 (D)</b>
<b>50</b>	<b>Durable goods .....</b>	<b>924</b>	<b>1 539 639</b>	<b>160 662</b>	<b>8 018</b>	<b>886</b>	<b>(D)</b>	<b>(D)</b>	<b>II</b>	<b>38 (D)</b>
501	Motor vehicles and motor vehicle parts and supplies .....	235	418 765	42 127	2 293	226	(D)	(D)	GG	9 (D)
5012	Automobiles and other motor vehicles .....	37	236 968	14 945	629	34	(D)	(D)	FF	3 (D)
5013	Motor vehicle supplies and new parts .....	143	(D)	(D)	GG	141	(D)	(D)	GG	2 (D)
5014	Tires and tubes .....	24	(D)	(D)	CC	20	(D)	(D)	CC	4 (D)
5015	Motor vehicle parts, used .....	31	(D)	(D)	CC	31	(D)	(D)	CC	—
502	Furniture and homefurnishings .....	9	(D)	(D)	BB	9	(D)	(D)	BB	—
5021	Furniture .....	3	(D)	(D)	AA	3	(D)	(D)	AA	—
5023	Homefurnishings .....	6	(D)	(D)	BB	6	(D)	(D)	BB	—
503	Lumber and other construction materials .....	51	37 550	5 191	261	45	(D)	(D)	CC	6 (D)
5031	Lumber, plywood, millwork, and wood panels .....	14	(D)	(D)	BB	14	(D)	(D)	BB	—
5032	Brick, stone, and related construction materials .....	19	13 464	1 834	82	16	6 543	1 379	66	3 6 921
5033	Roofing, siding, and insulation materials .....	2	(D)	(D)	AA	2	(D)	(D)	AA	—
5039	Construction materials, n.e.c. .....	16	(D)	(D)	CC	13	11 489	1 570	76	3 (D)
504	Professional and commercial equipment and supplies .....	56	(D)	(D)	EE	54	(D)	(D)	EE	2 (D)
5043	Photographic equipment and supplies .....	—	—	—	—	—	—	—	—	—
5044	Office equipment .....	20	(D)	(D)	CC	19	(D)	(D)	CC	1 (D)
5045	Computers and computer peripheral equipment and software .....	19	(D)	(D)	BB	18	(D)	(D)	BB	1 (D)
5046	Commercial equipment, n.e.c. .....	4	(D)	(D)	AA	4	(D)	(D)	AA	—
5047	Medical, dental, and hospital equipment and supplies .....	5	(D)	(D)	BB	5	(D)	(D)	BB	—
5048	Ophthalmic goods .....	4	(D)	(D)	BB	4	(D)	(D)	BB	—
5049	Professional equipment and supplies, n.e.c. .....	4	(D)	(D)	AA	4	(D)	(D)	AA	—
505	Metals and minerals, except petroleum .....	14	77 792	5 459	211	13	(D)	(D)	CC	1 (D)
5051	Metals service centers and offices .....	14	77 792	5 459	211	13	(D)	(D)	CC	1 (D)
5052	Coal and other minerals and ores .....	—	—	—	—	—	—	—	—	—
506	Electrical goods .....	55	(D)	(D)	EE	55	(D)	(D)	EE	—
5063	Electrical apparatus and equipment, wiring supplies, and construction materials .....	34	(D)	(D)	EE	34	(D)	(D)	EE	—
5064	Electrical appliances, television and radio sets .....	4	(D)	(D)	AA	4	(D)	(D)	AA	—
5065	Electronic parts and equipment, n.e.c. .....	17	(D)	(D)	BB	17	(D)	(D)	BB	—
507	Hardware, and plumbing and heating equipment and supplies .....	46	(D)	(D)	EE	45	(D)	(D)	CC	1 (D)
5072	Hardware .....	14	(D)	(D)	BB	13	(D)	(D)	BB	1 (D)
5074	Plumbing and heating equipment and supplies (hydronics) .....	21	(D)	(D)	CC	21	(D)	(D)	CC	—
5075	Warm air heating and air-conditioning equipment and supplies .....	10	(D)	(D)	BB	10	(D)	(D)	BB	—
5078	Refrigeration equipment and supplies .....	1	(D)	(D)	AA	1	(D)	(D)	AA	—
508	Machinery, equipment, and supplies .....	405	(D)	(D)	HH	387	(D)	(D)	HH	18 (D)
5082	Construction and mining (except petroleum) machinery and equipment .....	15	48 337	4 790	169	14	(D)	(D)	CC	1 (D)
5083	Farm and garden machinery and equipment .....	312	(D)	(D)	HH	298	648 789	65 380	3 137	14 (D)
5084	Industrial machinery and equipment .....	32	(D)	(D)	CC	30	(D)	(D)	CC	2 (D)
5085	Industrial supplies .....	26	(D)	(D)	CC	25	(D)	(D)	CC	1 (D)
5087	Service establishment equipment and supplies .....	14	(D)	(D)	BB	14	(D)	(D)	BB	—
5088	Transportation equipment and supplies, except motor vehicles .....	6	(D)	(D)	BB	6	(D)	(D)	BB	—
509	Miscellaneous durable goods .....	53	37 999	5 365	315	52	(D)	(D)	EE	1 (D)
5091	Sporting and recreational goods and supplies .....	5	(D)	(D)	BB	5	(D)	(D)	BB	—
5092	Toys and hobby goods and supplies .....	3	(D)	(D)	BB	3	(D)	(D)	BB	—
5093	Scrap and waste materials .....	32	(D)	(D)	CC	32	(D)	(D)	CC	—
5094	Jewelry, watches, precious stones, and precious metals .....	—	—	—	—	—	—	—	—	—
5099	Durable goods, n.e.c. .....	13	(D)	(D)	BB	12	(D)	(D)	BB	1 (D)

**Table 8. Summary Statistics for the Area Outside Metropolitan Areas: 1992—Con.**

[For meaning of abbreviations and symbols, see introductory text. For explanation of terms and comparability of 1987 and 1992 censuses, see appendix A. For definitions of CMSA's, MSA's, and PMSA's, see appendix D]

SIC code	Kind of business	Estab-lish-ments (number)	Sales (\$1,000)	Annual payroll (\$1,000)	Paid employees for pay period including March 12 (number)	Merchant wholesalers			Other operating types		
						Estab-lish-ments (number)	Sales (\$1,000)	Annual payroll (\$1,000)	Paid employees for pay period including March 12 (number)	Estab-lish-ments (number)	Sales (\$1,000)
<b>Wholesale trade—Con.</b>											
<b>51</b>	<b>Nondurable goods</b>	<b>1 422</b>	<b>(D)</b>	<b>(D)</b>	<b>JJ</b>	<b>1 333</b>	<b>(D)</b>	<b>(D)</b>	<b>JJ</b>	<b>89</b>	<b>(D)</b>
511	Paper and paper products	32	(D)	(D)	EE	32	(D)	(D)	EE	—	—
5111	Printing and writing paper	—	—	—	—	—	—	—	—	—	—
5112	Stationery and office supplies	28	(D)	(D)	EE	28	(D)	(D)	EE	—	—
5113	Industrial and personal service paper	4	(D)	(D)	AA	4	(D)	(D)	AA	—	—
512	Drugs, drug proprietaries, and druggists' sundries	13	(D)	(D)	BB	13	(D)	(D)	BB	—	—
5122	Drugs, drug proprietaries, and druggists' sundries	13	(D)	(D)	BB	13	(D)	(D)	BB	—	—
513	Apparel, piece goods, and notions	6	(D)	(D)	BB	6	(D)	(D)	BB	—	—
5131	Piece goods, notions, and other dry goods	1	(D)	(D)	AA	1	(D)	(D)	AA	—	—
5136	Men's and boys' clothing and furnishings	3	(D)	(D)	AA	3	(D)	(D)	AA	—	—
5137	Women's, children's, and infants' clothing and accessories	2	(D)	(D)	AA	2	(D)	(D)	AA	—	—
5139	Footwear	—	—	—	—	—	—	—	—	—	—
514	Groceries and related products	74	(D)	(D)	GG	59	(D)	(D)	GG	15	(D)
5141	Groceries, general line	12	(D)	(D)	FF	12	(D)	(D)	FF	—	—
5142	Packaged frozen foods	4	(D)	(D)	BB	4	(D)	(D)	BB	—	—
5143	Dairy products, except dried or canned	13	(D)	(D)	CC	10	(D)	(D)	BB	3	10 954
5144	Poultry and poultry products	1	(D)	(D)	AA	1	(D)	(D)	AA	—	—
5145	Confectionery	11	(D)	(D)	BB	11	(D)	(D)	BB	—	—
5146	Fish and seafoods	—	—	—	—	—	—	—	—	—	—
5147	Meats and meat products	7	(D)	(D)	BB	6	(D)	(D)	BB	1	(D)
5148	Fresh fruits and vegetables	2	(D)	(D)	AA	1	(D)	(D)	AA	1	(D)
5149	Groceries and related products, n.e.c.	24	(D)	(D)	EE	14	(D)	(D)	CC	10	(D)
515	Farm-product raw materials	495	4 417 488	85 852	5 302	451	(D)	(D)	HH	44	(D)
5153	Grain and field beans	411	(D)	(D)	HH	407	(D)	(D)	HH	4	715
5154	Livestock	73	(D)	(D)	GG	33	(D)	(D)	EE	40	(D)
5159	Farm-product raw materials, n.e.c.	11	(D)	(D)	BB	11	(D)	(D)	BB	—	—
516	Chemicals and allied products	26	(D)	(D)	CC	23	37 227	2 686	130	3	(D)
5162	Plastics materials and basic forms and shapes	1	(D)	(D)	AA	1	(D)	(D)	AA	—	—
5169	Chemicals and allied products, n.e.c.	25	(D)	(D)	CC	22	(D)	(D)	CC	3	(D)
517	Petroleum and petroleum products	251	563 154	26 607	1 521	245	(D)	(D)	GG	6	(D)
5171	Petroleum bulk stations and terminals	202	(D)	(D)	GG	199	(D)	(D)	GG	3	(D)
5172	Petroleum and petroleum products wholesalers, except bulk stations and terminals	49	(D)	(D)	CC	46	(D)	(D)	CC	3	(D)
518	Beer, wine, and distilled alcoholic beverages	29	(D)	(D)	EE	29	(D)	(D)	EE	—	—
5181	Beer and ale	29	(D)	(D)	EE	29	(D)	(D)	EE	—	—
5182	Wine and distilled alcoholic beverages	—	—	—	—	—	—	—	—	—	—
519	Miscellaneous nondurable goods	496	(D)	(D)	HH	475	(D)	(D)	HH	21	(D)
5191	Farm supplies	462	(D)	(D)	HH	442	(D)	(D)	HH	20	(D)
5192	Books, periodicals, and newspapers	3	(D)	(D)	BB	3	(D)	(D)	BB	—	—
5193	Flowers, nursery stock, and florists' supplies	4	(D)	(D)	AA	4	(D)	(D)	AA	—	—
5194	Tobacco and tobacco products	10	(D)	(D)	CC	10	(D)	(D)	CC	—	—
5198	Paints, varnishes, and supplies	1	(D)	(D)	AA	1	(D)	(D)	AA	—	—
5199	Nondurable goods, n.e.c.	16	(D)	(D)	BB	15	(D)	(D)	BB	1	(D)

**Table 9. Places With 2,500 Inhabitants or More Ranked by Volume of Sales: 1992**

[For meaning of abbreviations and symbols, see introductory text. For explanation of terms and comparability of 1987 and 1992 censuses, see appendix A. For information on geographic areas followed by ▲, see appendix F]

Geographic area	Rank <sup>1</sup>	Sales (\$1,000)	Cumulative		Geographic area	Rank <sup>1</sup>	Sales (\$1,000)	Cumulative	
			Sales (\$1,000)	Percent of State total				Sales (\$1,000)	Percent of State total
<b>Nebraska</b>	<b>(X)</b>	<b>32 488 750</b>	<b>32 488 750</b>	<b>100.0</b>	<b>Nebraska—Con.</b>				
Omaha	1	8 728 546	8 728 546	26.9	Aurora	13	100 173	13 117 232	40.4
Lincoln	2	1 859 111	10 587 657	32.6	Gering	14	95 216	13 212 448	40.7
Grand Island	3	570 459	11 158 116	34.3	Columbus	15	82 192	13 294 640	40.9
Fremont	4	419 578	11 577 694	35.6	Beatrice	16	74 388	13 369 028	41.1
Norfolk	5	382 562	11 960 256	36.8	McCook	17	57 521	13 426 549	41.3
Kearney	6	355 036	12 315 292	37.9	Holdrege	18	56 475	13 483 024	41.5
Lexington	7	141 057	12 456 349	38.3	Alliance	19	55 160	13 538 184	41.7
Ralston	8	121 809	12 578 158	38.7	Gothenburg	20	55 000	13 593 184	41.8
Ogallala	9	118 523	12 696 681	39.1	La Vista	21	51 790	13 644 974	42.0
West Point	10	111 021	12 807 702	39.4	Cozad	22	48 956	13 693 930	42.1
Scottsbluff	11	107 139	12 914 841	39.8	Minden	23	45 630	13 739 560	42.3
South Sioux City	12	102 218	13 017 059	40.1	Blair	24	35 818	13 775 378	42.4

See footnotes at end of table.

**WHOLESALE TRADE—GEOGRAPHIC AREA SERIES**

**NEBRASKA NE-27**

**Table 9. Places With 2,500 Inhabitants or More Ranked by Volume of Sales: 1992—Con.**

[For meaning of abbreviations and symbols, see introductory text. For explanation of terms and comparability of 1987 and 1992 censuses, see appendix A. For information on geographic areas followed by ▲, see appendix F]

Geographic area	Rank <sup>1</sup>	Sales (\$1,000)	Cumulative		Geographic area	Rank <sup>1</sup>	Sales (\$1,000)	Cumulative	
			Sales (\$1,000)	Percent of State total				Sales (\$1,000)	Percent of State total
<b>Nebraska—Con.</b>					<b>Nebraska—Con.</b>				
O'Neill .....	25	29 136	13 804 514	42.5	Fairbury .....	(X)	(D)	(X)	(X)
Schuyler .....	26	24 197	13 828 711	42.6	Falls City .....	(X)	(D)	(X)	(X)
Central City .....	27	22 486	13 851 197	42.6	Hastings .....	(X)	(D)	(X)	(X)
Seward .....	28	15 187	13 866 384	42.7	Kimball .....	(X)	(D)	(X)	(X)
Bellevue .....	29	12 282	13 878 666	42.7	Nebraska City .....	(X)	(D)	(X)	(X)
Valentine .....	30	12 238	13 890 904	42.8	North Platte .....	(X)	(D)	(X)	(X)
Chadron .....	31	12 025	13 902 929	42.8	Papillion .....	(X)	(D)	(X)	(X)
Crete .....	32	9 697	13 912 626	42.8	Sidney .....	(X)	(D)	(X)	(X)
Plattsmouth .....	33	6 355	13 918 981	42.8	Wahoo .....	(X)	(D)	(X)	(X)
Auburn .....	(X)	(D)	(X)	(X)	Wayne .....	(X)	(D)	(X)	(X)
Broken Bow .....	(X)	(D)	(X)	(X)	York .....	(X)	(D)	(X)	(X)
David City .....	(X)	(D)	(X)	(X)					

<sup>1</sup>Places with suppressed sales (if applicable) are listed at end of table rather than by rank to avoid disclosing data for individual companies.

**Table 10. Counties Ranked by Volume of Sales: 1992**

[For meaning of abbreviations and symbols, see introductory text. For explanation of terms and comparability of 1987 and 1992 censuses, see appendix A. For information on geographic areas followed by ▲, see appendix F]

Geographic area	Rank <sup>1</sup>	Sales (\$1,000)	Cumulative		Geographic area	Rank <sup>1</sup>	Sales (\$1,000)	Cumulative	
			Sales (\$1,000)	Percent of State total				Sales (\$1,000)	Percent of State total
<b>Nebraska</b>					<b>Nebraska—Con.</b>				
Douglas .....	1	9 403 425	9 403 425	28.9	Cherry .....	46	56 015	19 744 790	60.8
Lancaster .....	2	1 940 452	11 343 877	34.9	Burt .....	47	55 709	19 800 499	60.9
Madison .....	3	906 301	12 250 178	37.7	Nemaha .....	48	52 844	19 853 343	61.1
Sarpy .....	4	770 292	13 020 470	40.1	Saunders .....	49	52 012	19 905 355	61.3
Hall .....	5	663 241	13 683 711	42.1	Rock .....	50	50 296	19 955 651	61.4
Dodge .....	6	600 976	14 284 687	44.0	Howard .....	51	48 611	20 004 262	61.6
Buffalo .....	7	445 965	14 730 652	45.3	Nance .....	52	44 793	20 049 055	61.7
Dawson .....	8	394 703	15 125 355	46.6	Richardson .....	53	40 619	20 089 674	61.8
Red Willow .....	9	290 072	15 415 427	47.4	Pierce .....	54	39 864	20 129 538	62.0
Adams .....	10	273 572	15 688 999	48.3	Wayne .....	55	39 837	20 169 375	62.1
Scotts Bluff .....	11	265 200	15 954 199	49.1	Sheridan .....	56	38 520	20 207 895	62.2
Platte .....	12	254 170	16 208 369	49.9	Morrill .....	57	37 829	20 245 724	62.3
Lincoln .....	13	208 918	16 417 287	50.5	Webster .....	58	34 423	20 280 147	62.4
Hamilton .....	14	186 809	16 604 096	51.1	Thurston .....	59	32 988	20 313 135	62.5
Cuming .....	15	181 681	16 785 777	51.7	Stanton .....	60	31 775	20 344 910	62.6
Keith .....	16	152 278	16 938 055	52.1	Deuel .....	61	26 914	20 371 824	62.7
York .....	17	150 889	17 088 944	52.6	Frontier .....	62	25 614	20 397 438	62.8
Gage .....	18	137 796	17 226 740	53.0	Hitchcock .....	63	25 597	20 423 035	62.9
Valley .....	19	129 187	17 355 927	53.4	Franklin .....	64	25 303	20 448 338	62.9
Holt .....	20	126 630	17 482 557	53.8	Greeley .....	65	22 123	20 470 461	63.0
Nuckolls .....	21	123 627	17 606 184	54.2	Dixon .....	66	19 526	20 489 987	63.1
Clay .....	22	121 881	17 728 065	54.6	Brown .....	67	18 633	20 508 620	63.1
Perkins .....	23	116 561	17 844 626	54.9	Dundy .....	68	18 067	20 526 687	63.2
Otoe .....	24	113 211	17 957 837	55.3	Sioux .....	69	15 024	20 541 711	63.2
Chase .....	25	110 609	18 068 446	55.6	Johnson .....	70	9 490	20 551 201	63.3
Knox .....	26	110 119	18 178 565	56.0	Pawnee .....	71	4 762	20 555 963	63.3
Butler .....	27	108 571	18 287 136	56.3	Gosper .....	72	3 840	20 559 803	63.3
Thayer .....	28	107 485	18 394 621	56.6	Loup .....	(X)	-	20 559 803	63.3
Kearney .....	29	98 845	18 493 466	56.9	Arthur .....	(X)	(D)	(X)	(X)
Phelps .....	30	98 779	18 592 245	57.2	Banner .....	(X)	(D)	(X)	(X)
Seward .....	31	87 037	18 679 282	57.5	Blaine .....	(X)	(D)	(X)	(X)
Colfax .....	32	86 430	18 765 712	57.8	Boyd .....	(X)	(D)	(X)	(X)
Cheyenne .....	33	85 168	18 850 880	58.0	Cass .....	(X)	(D)	(X)	(X)
Harlan .....	34	83 140	18 934 020	58.3	Dakota .....	(X)	(D)	(X)	(X)
Custer .....	35	82 834	19 016 854	58.5	Dawes .....	(X)	(D)	(X)	(X)
Antelope .....	36	79 471	19 096 325	58.8	Furnas .....	(X)	(D)	(X)	(X)
Jefferson .....	37	78 011	19 174 336	59.0	Garden .....	(X)	(D)	(X)	(X)
Box Butte .....	38	74 586	19 248 922	59.2	Garfield .....	(X)	(D)	(X)	(X)
Saline .....	39	68 407	19 317 329	59.5	Grant .....	(X)	(D)	(X)	(X)
Boone .....	40	64 786	19 382 115	59.7	Hayes .....	(X)	(D)	(X)	(X)
Cedar .....	41	62 900	19 445 015	59.9	Hooker .....	(X)	(D)	(X)	(X)
Merrick .....	42	62 435	19 507 450	60.0	Keya Paha .....	(X)	(D)	(X)	(X)
Kimball .....	43	62 147	19 569 597	60.2	Logan .....	(X)	(D)	(X)	(X)
Fillmore .....	44	61 933	19 631 530	60.4	McPherson .....	(X)	(D)	(X)	(X)
Polk .....	45	57 245	19 688 775	60.6	Sherman .....	(X)	(D)	(X)	(X)
					Thomas .....	(X)	(D)	(X)	(X)
					Washington .....	(X)	(D)	(X)	(X)
					Wheeler .....	(X)	(D)	(X)	(X)

<sup>1</sup>Counties with suppressed sales (if applicable) are listed at end of table rather than by rank to avoid disclosing data for individual companies.

# Appendix A.

## General Explanation

### CENSUS COVERAGE AND METHODOLOGY

**Structure and method of enumeration.** All wholesale firms that had at least one quarter of payroll in 1992 were included in the census of wholesale trade and were mailed either a regular census form or a short form designed to collect basic data and classification information only. The coverage and the method of obtaining census information from each follow:

1. Large companies, i.e., all multiunit firms and all single unit firms above the payroll size cutoff established to separate large from small employers, and a 10-percent sample of the small employers were mailed the appropriate 1992 Census of Distributive Trades establishment report forms. Although the payroll cutoff varied by kind of business, small employers generally included firms with one to three employees and represented about 10 percent of total wholesale sales. For the large companies, a report of company organization is conducted periodically to identify firms which operated establishments at more than one location and to obtain information on payroll and mid-March employment at each location. The 1991 Report of Company Organization was used as a coverage check in the census. In the 1992 Census, all multiestablishment firms were asked to notify the Census Bureau of any establishments for which a form was not received. Report forms were subsequently provided to the firms for these establishments.
2. Small companies other than those included in the 10-percent sample described above were mailed the short forms, which did not include questions on sales by commodity lines and employment by principal activity.

**Method of classifying kinds of business.** Establishments receiving the regular census forms were classified on the basis of their answers to questions on sales by commodity lines and other inquiries. Those that received short forms were classified on the basis of their self-designation and answers to other inquiries.

### COMPARABILITY OF THE 1987 AND 1992 CENSUSES

The 1987 and 1992 censuses were conducted under similar conditions and procedures except for the following:

**Classifications.** In both 1992 and 1987, classifications are based on the *1987 Standard Industrial Classification (SIC) Manual*.<sup>1</sup> As a result of a later clarification in 1992, the sale of industrial controls has been classified in electrical apparatus and equipment, wiring supplies, and construction materials (SIC 5063) as it was in 1982 and all previous censuses. In 1987, the sale of industrial controls was classified in industrial machinery and equipment (SIC 5084).

**Geographic areas.** The boundaries of a number of areas for which data are shown in the 1992 census are not the same as in the 1987 census because of annexations; other boundary changes; and redefinitions of metropolitan statistical areas (MSA's), primary metropolitan statistical areas (PMSA's), and consolidated metropolitan statistical areas (CMSA's).<sup>2</sup> In addition, data for consolidated cities are included in the 1992 census.

Data for special economic urban areas (SEUA's) with 10,000 inhabitants or more in Michigan, Minnesota, New York, and Wisconsin qualified for publication in the 1992 census. This included townships in Michigan and Minnesota and towns in New York and Wisconsin. However, Minnesota did not have any townships that met the publication criteria.

### EXPLANATION OF TERMS

**Establishments.** An establishment is a single physical location at which business is conducted. It is not necessarily identical with a company or enterprise, which may consist of one establishment or more. Census of wholesale trade figures represent a summary of reports for individual establishments rather than companies. For cases where a census report was received, separate information was obtained for each location where business was conducted. When administrative records of other Federal agencies were used instead of a census report, no information was available on the number of locations operated. Estimates of this number were derived from a sample and are provided in the wholesale trade report, *Miscellaneous*

<sup>1</sup>*Standard Industrial Classification Manual: 1987.* For sale by Superintendent of Documents, U.S. Government Printing Office, Washington, DC 20402. Stock No. 041-001-00314-2.

<sup>2</sup>Newly defined metropolitan areas (MA's) were announced by the Office of Management and Budget (OMB) effective June 30, 1993.

**Subjects (WC92-S-4).** Each wholesale establishment was tabulated according to the physical location at which the business was conducted. The count of establishments represents the number in business at any time during 1992. Appendix G provides a comparison of the number of establishments active any time during the year versus the number in business at the end of the year.

When two activities or more were carried on at a single location under a single ownership, all activities generally were grouped together as a single establishment. The entire establishment was classified on the basis of its major activity and all data for it were included in that classification. However, when distinct and separate economic activities (for which different industry classification codes were appropriate) were conducted at a single location under a single ownership, and when conditions prescribed by the SIC manual for recognizing the existence of more than one establishment were met, separate establishment reports for each of the different activities were obtained in the census.

**Firms.** A firm is a business organization or entity consisting of one domestic establishment (location) or more under common ownership or control. All establishments of subsidiary firms are included as part of the owning or controlling firm. For the economic census, the terms "firm" and "company" are synonymous.

**Sales.** Sales include merchandise sold for cash or credit at wholesale and retail by establishments primarily engaged in wholesale trade; receipts from rental or leasing of vehicles, equipment, instruments, tools, etc.; receipts for delivery, installation, maintenance, repair, alteration, storage, and other services; and gasoline, liquor, tobacco, and other excise taxes which are paid by the manufacturer and passed on to the wholesaler.

Sales are net after deductions for refunds and allowances for merchandise returned by customers. Trade-in allowances are not deducted from total sales. Total sales do not include carrying or other credit charges; sales (or other) taxes collected from customers and forwarded to taxing authorities; and nonoperating income from such sources as investments, rental or sale of real estate, etc.

Sales in this report do not include wholesale sales made by manufacturers, retailers, service establishments, or other businesses whose primary activity is other than wholesale trade. They do include receipts other than from the sale of merchandise at wholesale, e.g., service receipts, retail sales, etc., by establishments primarily engaged in wholesale trade.

Sales figures include sales of all establishments in business at any time during the year. Sales shown for agents and brokers represented the value of the goods involved in the transactions rather than the commissions received or earnings.

**Annual payroll.** Payroll includes all forms of compensation such as salaries, wages, commissions, bonuses, vacation allowances, sick-leave pay, employee contributions to

qualified pension plans, and the value of payments in kind (e.g., free meals and lodgings) paid during the year to all employees. For corporations, payroll includes amounts paid to officers and executives; for unincorporated businesses, it does not include profit or other compensation of proprietors or partners. Payroll is reported before deductions for social security, income tax, insurance, union dues, etc. This definition of payroll is the same as that used on Internal Revenue Service (IRS) form 941.

**First quarter payroll.** This item consists of payroll, as defined above, paid to persons employed at any time during the quarter January to March 1992.

**Paid employees for pay period including March 12.** Paid employees consist of the full- and part-time employees, including salaried officers and executives of corporations, who were on the payroll during the pay period including March 12. Included are employees on paid sick leave, paid holidays, and paid vacations; not included are proprietors and partners of unincorporated businesses. The definition of paid employees is the same as that used on IRS form 941.

**1992 and 1991 inventories.** Inventories consist of stocks of merchandise for sale at the end of 1992 and 1991. They were reported on an ownership basis; all merchandise owned by reporting establishments is included, even though some may be held by others for sale on consignment. Goods held by the reporting establishment, but owned by others, are not included. Data for 1992 and 1991 inventories LIFO composition are published in the 1992 Census of Wholesale Trade report, *Miscellaneous Subjects* (WC92-S-4).

**Operating expenses.** Operating expenses include payroll as well as overhead expenses of the establishment. They do not include the cost of goods sold; income or excise taxes; or withdrawals by proprietors or partners of unincorporated businesses.

**Auxiliary establishments.** Each company included in this census was asked to identify and separately report auxiliary locations whose primary functions were to manage, administer, service, or support the activities of the other establishments of the company. Data presented in this report do not include auxiliary establishments. Data for auxiliaries are presented in a subsequent report issued as part of the 1992 Enterprise Statistics reports.

## KIND-OF-BUSINESS CLASSIFICATIONS

Wholesale trade, major groups 50 and 51 in the 1987 SIC manual, includes establishments primarily engaged in selling merchandise to retailers; to industrial, commercial, institutional, farm, or professional business users; or to other wholesalers; or acting as agents or brokers in buying merchandise for or selling merchandise to such persons or companies.



The principal types of establishments included are:

1. Merchant wholesalers who take title to the goods they sell, such as wholesale merchants or jobbers, industrial distributors, voluntary group wholesalers, drop shippers, retailer cooperative warehouses, terminal elevators, and cooperative buying associations.
2. Manufacturers' sales branches and offices (but not retail stores) maintained by manufacturing or mining enterprises apart from their plants or mines for the purpose of marketing their products. Sales branches and offices located at plants are included when separate records are available.
3. Agents, brokers, and commission merchants who buy or sell products owned by others on a commission or agency basis.

Establishments primarily engaged in the wholesale distribution of used products are classified on the basis of the product sold. Establishments primarily engaged in selling merchandise to contractors are included in wholesale trade, with the exception of lumber yards and paint, glass, and wallpaper stores. These exceptions are classified in retail trade if they consider themselves retail, sell to the general public, and their sales to contractors and the general public is more than half their total sales.

Establishments covered by the census were assigned kind-of-business classifications according to the industry classifications defined in the 1987 SIC manual. When a more detailed classification than defined in the SIC manual was needed, additional kinds-of-business were identified within an SIC industry.

Kind-of-business classifications are not interchangeable with commodity classifications, because most businesses sell several kinds of commodities. The kind-of-business code assigned generally reflects either the individual commodity or the commodity group which is the primary source of the establishment's receipts, or some mixture of commodities which characterizes the establishment's business. Thus, the classification of establishments by kind of business does not make it possible to determine either the number of establishments handling a particular commodity or the sales of that commodity. For example, the groceries and related products classification excludes establishments selling food if the sale of food is not the primary source of receipts; moreover, even though establishments are classified as groceries and related products, some of their receipts may be derived from the sale of nonfood products. Information on the extent to which commodities are handled by different kinds of business is available in the 1992 Census of Wholesale Trade report, *Commodity Line Sales* (WC92-S-3). Descriptions of the 1992 Census of Wholesale Trade kind-of-business classifications follow:

### **Durable Goods (SIC Major Group 50)**

This major group includes establishments primarily engaged in the wholesale distribution of durable goods.

### **Motor vehicles and motor vehicle parts and supplies (SIC 501)**

#### **Automobiles and other motor vehicles (SIC 5012).**

Establishments primarily engaged in the wholesale distribution of new and used passenger automobiles, trucks, trailers, and other motor vehicles, including motorcycles, motor homes, and snowmobiles. Automobile distributors primarily engaged in selling at retail to individual customers for personal use, and also selling a limited amount of new and used passenger automobiles and trucks at wholesale, are classified in Retail Trade, Industry 5511.

SIC 5012 is subdivided in some tables into—

1. Automobile, light trucks, motorcycles, busses and recreational vehicles.
  - a. Automobiles and motorcycles.
  - b. Buses and recreational vehicles.
  - c. Light trucks and vans (14,000 lb or less).
2. Medium and heavy trucks and tractors (over 14,000 lb).
  - a. Medium trucks (14,001 to 26,000 lb).
  - b. Heavy trucks and tractors (over 26,000 lb).

#### **Motor vehicle supplies and new parts (SIC 5013).**

Establishments primarily engaged in the wholesale distribution of motor vehicle supplies, accessories, tools, and equipment; and new motor vehicle parts.

SIC 5013 is subdivided in some tables into—

1. Motor vehicle supplies and new parts—warehouse distributors.
2. Motor vehicle supplies and new parts—jobbers.
3. Petroleum products marketing equipment.

**Tires and tubes (SIC 5014).** Establishments primarily engaged in the wholesale distribution of tires and tubes for passenger and commercial vehicles.

**Motor vehicle parts, used (SIC 5015).** Establishments primarily engaged in the wholesale distribution at wholesale or retail of used motor vehicle parts. This industry includes establishments primarily engaged in dismantling motor vehicles for the purpose of selling parts. Establishments primarily engaged in dismantling motor vehicles for scrap are classified in Industry 5093.

### **Furniture and homefurnishings (SIC 502)**

**Furniture (SIC 5021).** Establishments primarily engaged in the wholesale distribution of furniture, including bedsprings, mattresses, and other household furniture; office furniture;

and furniture for public parks and buildings. Establishments primarily engaged in the wholesale distribution of partitions, shelving, lockers, and store fixtures are classified in Industry 5046.

SIC 5021 is subdivided in some tables into—

1. Household and lawn furniture.
2. Office and business furniture.

**Homefurnishings (SIC 5023).** Establishments primarily engaged in the wholesale distribution of homefurnishings and housewares, including antiques; china; glassware and earthenware; lamps (including electric), curtains and draperies; linens and towels; and carpets, linoleum, and all other types of hard and soft surface floor coverings. Establishments primarily engaged in the wholesale distribution of other electrical household goods are classified in Industry 5064, and those distributing precious metal flatware are classified in Industry 5094.

SIC 5023 is subdivided in some tables into—

1. Household china, glassware, and crockery.
2. Linens, domestics, draperies, and curtains.
3. Floor coverings.
4. Other homefurnishings.

### **Lumber and other construction materials (SIC 503)**

**Lumber, plywood, millwork and wood panels (SIC 5031).** Establishments, with or without yards, primarily engaged in the wholesale distribution of rough, dressed, and finished lumber (but not timber); plywood; reconstituted wood fiber products; doors and windows and their frames (all materials); wood fencing; and other wood or metal millwork.

SIC 5031 is subdivided in some tables into—

1. Lumber—without yard.
2. Lumber—with yard.
3. Plywood, millwork, and wood panels

**Brick, stone, and related construction materials (SIC 5032).** Establishments primarily engaged in the wholesale distribution of stone, cement, lime construction sand, and gravel; brick (except refractory); asphalt and concrete mixtures; and concrete, stone, and structural clay products (other than refractories). Distributors of industrial sand and of refractory materials are classified in Industry 5085. Establishments primarily engaged in producing ready-mixed concrete are classified in Manufacturing, Industry 3273.

SIC 5032 is subdivided in some tables into—

1. Brick, block, tile, clay/ cement sewer pipe.
2. Sand, gravel, and stone.
3. Cement, lime, and related products.

**Roofing, siding, and insulation materials (SIC 5033).** Establishments primarily engaged in the wholesale distribution of roofing, siding (except wood), and insulation materials.

**Construction materials, n.e.c. (SIC 5039).** Establishments primarily engaged in the wholesale distribution of mobile homes and of construction materials, not elsewhere classified, including prefabricated buildings and glass. Establishments selling construction materials to the general public and known as retail in the trade are classified in Retail Trade, Industry 5211. Establishments primarily engaged in marketing heavy structural metal products are classified in Industry 5051.

SIC 5039 is subdivided in some tables into—

1. Flat glass and other construction glass.
2. Other construction materials.

### **Professional and commercial equipment and supplies (SIC 504)**

**Photographic equipment and supplies (SIC 5043).** Establishments primarily engaged in the wholesale distribution of photographic equipment and supplies. Establishments primarily engaged in the wholesale distribution of photocopy, microfilm, and similar equipment are classified in Industry 5044.

**Office equipment (SIC 5044).** Establishments primarily engaged in the wholesale distribution of office machines and related equipment, including photocopy and microfilm equipment, and safes and vaults. These establishments frequently also sell office supplies. However, establishments primarily engaged in wholesaling most office supplies are classified in Industry Group 511. Establishments primarily engaged in wholesaling office furniture are classified in Industry 5021; and those wholesaling computers and peripheral equipment are classified in Industry 5045.

**Computers and computer peripheral equipment and software (SIC 5045).** Establishments primarily engaged in the wholesale distribution of computers, computer peripheral equipment, and computer software. These establishments frequently may sell related supplies, but establishments primarily engaged in wholesaling supplies are classified according to the individual product (for example, computer paper in Industry 5112). Establishments primarily engaged in the wholesale distribution of modems and other electronic communications equipment are classified in Industry 5065. Establishments primarily engaged in selling computers and computer peripheral equipment and software for other than business or professional use are classified in Retail Trade, Industry 5734.

SIC 5045 is subdivided in some tables into—

1. Computers and peripheral equipment (selling primarily to business customers).

- a. Computers and peripheral equipment sold for resale.
  - b. Computers and peripheral equipment sold for end use.
2. Computer software (prepackaged, off-the-shelf).

**Commercial equipment, n.e.c. (SIC 5046).** Establishments primarily engaged in the wholesale distribution of commercial and related machines and equipment, not elsewhere classified, such as commercial cooking and food service equipment; partitions, shelving, lockers, and store fixtures; electrical signs; and balances and scales, except laboratory.

SIC 5046 is subdivided in some tables into—

1. Restaurant and hotel equipment and supplies.
2. Store machines and equipment.

**Medical, dental, and hospital equipment and supplies (SIC 5047).** Establishments primarily engaged in the wholesale distribution of surgical and other medical instruments, apparatus, and equipment; dentist equipment; artificial limbs; operating room and hospital equipment; X-ray machines; and other electromedical equipment and apparatus used by physicians and in hospitals. Also included in this industry are establishments primarily engaged in the wholesale distribution of professional supplies used by medical and dental practitioners.

SIC 5047 is subdivided in some tables into—

1. Medical and hospital equipment.
2. Dental equipment and supplies.

**Ophthalmic Goods (SIC 5048).** Establishments primarily engaged in the wholesale distribution of professional equipment and goods used, prescribed, or sold by ophthalmologists, optometrists, and opticians, including ophthalmic frames, lenses, and sunglass lenses.

**Professional equipment and supplies, n.e.c. (SIC 5049).** Establishments primarily engaged in the wholesale distribution of professional equipment and supplies, not elsewhere classified, such as drafting instruments, laboratory equipment, and scientific instruments.

SIC 5049 is subdivided in some tables into—

1. Religious and school supplies.
2. Other professional equipment and supplies, n.e.c. Establishments primarily engaged in selling specialty lines of professional equipment and supplies not mentioned above, such as veterinarian equipment and supplies, drafting supplies, and scientific equipment.

## **Metals and minerals, except petroleum (SIC 505)**

**Metals service centers and offices (SIC 5051).** Establishments primarily engaged in marketing semifinished metal products, except precious metals. Establishments in

this industry may operate with warehouses (metals service centers) or without warehouses (metals sales offices). Establishments primarily engaged in marketing precious metals are classified in Industry 5092.

SIC 5051 is subdivided in some tables into—

1. Ferrous metals service centers and offices.
  - a. Ferrous metals service centers.
  - b. Ferrous metals sales offices.
2. Nonferrous metals service centers and offices.
  - a. Nonferrous metals service centers.
  - b. Nonferrous metals sales offices.

**Coal and other minerals and ores (SIC 5052).** Establishments primarily engaged in the wholesale distribution of coal and coke; copper, iron, lead, and other metallic ores, including precious metal ores; and crude nonmetallic minerals (including concentrates), except crude petroleum. Establishments primarily engaged in the wholesale distribution of nonmetallic minerals used in construction, such as sand and gravel, are classified in Industry 5032. Establishments primarily engaged in the wholesale distribution of crude petroleum are classified in Industry Group 517.

SIC 5052 is subdivided in some tables into—

1. Coal.
2. Other minerals and ores.

## **Electrical goods (SIC 506)**

This industry group includes establishments primarily engaged in the wholesale distribution of electrical generating, distributing, and wiring equipment. It also includes household appliances, whether electrically, manually, or mechanically powered. This industry group does not include electrical commercial and industrial machines, in which electricity does the work directly, e.g., heating, turning a shaft, or ionizing a substance, or electrically powered commercial and industrial machines which are classified in Industry Group 504 or 508.

**Electrical apparatus and equipment, wiring supplies, and construction materials (SIC 5063).** Establishments primarily engaged in the wholesale distribution of electrical power equipment for the generation, transmission, distribution, or control of electric energy; electrical construction materials for outside power transmission lines and for electrical systems and electric light fixtures and bulbs. Construction contractors primarily engaged in installing electrical systems and equipment from their own stock are classified in Construction, Industry 1731.

**Electrical appliances, television and radio sets (SIC 5064).** Establishments primarily engaged in the wholesale distribution of radio and television receiving sets, other household electronic sound or video equipment, self-contained air-conditioning room units, and household

electrical appliances. Also included are establishments primarily engaged in the wholesale distribution of household gas and electric laundry equipment and refrigerators and freezers.

**Electronic parts and equipment, n.e.c. (SIC 5065).**

Establishments primarily engaged in the wholesale distribution of electronic parts and electronic communications equipment, not elsewhere classified, such as telephone and telegraph equipment; radio and television broadcasting and communications equipment; and intercommunications equipment. Establishments primarily engaged in the wholesale distribution of radio and television receiving sets, phonographs, CD-players, and other household sound or video equipment are classified in Industry 5064.

SIC 5065 is subdivided in some tables into—

1. Communications equipment.
2. Other electronic parts and equipment.

**Hardware, and plumbing and heating equipment and supplies (SIC 507)**

**Hardware (SIC 5072).** Establishments primarily engaged in the wholesale distribution of cutlery and general hardware, including hand saws; saw blades; brads, staples, and tacks; and bolts, nuts, rivets, and screws. Establishments primarily engaged in the wholesale distribution of nails, noninsulated wire, and screening are classified in Industry 5051.

**Plumbing and heating equipment and supplies (hydronics) (SIC 5074).** Establishments primarily engaged in the wholesale distribution of hydronic plumbing and heating equipment and supplies. Construction contractors primarily engaged in installing plumbing and heating equipment from their own stock are classified in Construction, Industry 1711.

**Warm air heating and air-conditioning equipment and supplies (SIC 5075).** Establishments primarily engaged in the wholesale distribution of warm air heating and air-conditioning equipment and supplies. Construction contractors primarily engaged in installing warm air heating and air-conditioning equipment are classified in Construction, Industry 1711.

**Refrigeration equipment and supplies (SIC 5078).** Establishments primarily engaged in the wholesale distribution of refrigeration equipment and supplies. Construction contractors primarily engaged in installation of refrigeration equipment from their own stock are classified in Construction, Industry 1711.

**Machinery, equipment, and supplies (SIC 508)**

**Construction and mining (except petroleum) machinery and equipment (SIC 5082).** Establishments primarily engaged in the wholesale distribution of construction or mining cranes, excavating machinery and equipment, power

shovels, road construction and maintenance machinery, tractor-mounting equipment, and other specialized machinery and equipment used in the construction, mining, and logging industries. Establishments engaged in marketing oil well machinery and equipment are classified in Industry 5084.

**Farm and garden machinery and equipment (SIC 5083).**

Establishments primarily engaged in the wholesale distribution of agricultural machinery and equipment for use in preparation and maintenance of the soil, the planting and harvesting of crops, and other operations and processes pertaining to work on the farm, lawn, or garden; and dairy and other livestock equipment.

SIC 5083 is subdivided in some tables into—

1. Farm machinery and equipment—farm dealers.
2. Farm machinery and equipment—wholesale distributors.
3. Lawn and garden machinery and equipment.

**Industrial machinery and equipment (SIC 5084).** Establishments primarily engaged in the wholesale distribution of industrial machinery and equipment, not elsewhere classified.

SIC 5084 is subdivided in some tables into—

1. Food-processing machinery and equipment.
2. General-purpose industrial machinery, equipment, and parts.
3. Metalworking machinery and equipment.
4. Materials handling equipment.
5. Oil well, oil refinery, and pipeline machinery, equipment, and supplies.
6. Other industrial machinery and equipment. Establishments primarily engaged in selling special purpose industrial machinery not elsewhere classified, including printing machinery, paper and paper products machinery, smelting and metal refining machinery and equipment, cigar and cigarette machinery, and similar special industry machinery.

**Industrial supplies (SIC 5085).** Establishments primarily engaged in the wholesale distribution of industrial supplies, not elsewhere classified.

SIC 5085 is subdivided in some tables into—

1. General-line industrial supplies.
2. Mechanical power transmission equipment.
3. Hydraulic and pneumatic (fluid-power) parts, accessories, and supplies.
4. Welding supplies.
5. Industrial containers and supplies.
6. Industrial valves and fittings, except fluid-power.

7. Other industrial supplies—Establishments primarily engaged in selling a specialty line of industrial materials and supplies not elsewhere classified, such as abrasives, mechanical rubber goods, ropes, cordage, and industrial diamonds.

**Service establishment equipment and supplies (SIC 5087).** Establishments primarily engaged in the wholesale distribution of equipment and supplies for barber shops, beauty parlors, power laundries, dry-cleaning plants, upholsterers, undertakers, and related personal service establishments.

SIC 5087 is subdivided in some tables into—

1. Beauty and barber equipment and supplies.
2. Custodial (janitors') equipment and supplies.
3. Laundry and dry-cleaning equipment and supplies.
4. Other service establishment equipment and supplies—Establishments primarily engaged in selling a specialty line of service establishment supplies, such as upholsterers' equipment and supplies, seamstresses' supplies, tailors' supplies, undertakers' supplies, municipality equipment and supplies, and shoe repair supplies.

**Transportation equipment and supplies, except motor vehicles (SIC 5088).** Establishments primarily engaged in the wholesale distribution of transportation equipment and supplies. Establishments primarily engaged in the wholesale distribution of motor vehicles and motor vehicle parts are classified in Industry Group 501, and those distributing pleasure boats are classified in Industry 5091.

SIC 5088 is subdivided in some tables into—

1. Aircraft and aeronautical equipment and supplies.
2. Marine machinery, equipment, and supplies.
3. Other transportation equipment and supplies—Establishments primarily engaged in selling equipment and supplies used in the operation, maintenance, and repair of railroads, streetcars, buses, tramways, aerial hoists, and horsedrawn vehicles.

### Miscellaneous durable goods (SIC 509)

**Sporting and recreational goods and supplies (SIC 5091).** Establishments primarily engaged in the wholesale distribution of sporting goods and accessories; billiard and pool supplies; sporting firearms and ammunition; and marine pleasure craft, equipment and supplies. Establishments primarily engaged in the wholesale distribution of motor vehicles and trailers are classified in Industry 5012; those distributing self-propelled golf carts are classified in Industry 5088; and those distributing athletic apparel and footwear are classified in Industry Group 513.

**Toys and hobby goods and supplies (SIC 5092).** Establishments primarily engaged in the wholesale distribution of games, toys, hobby goods and supplies, and related goods, such as fireworks and playing cards.

**Scrap and waste materials (SIC 5093).** Establishments primarily engaged in assembling, breaking up, sorting, and wholesale distribution of scrap and waste materials. This industry includes auto wreckers engaged in dismantling automobiles for scrap. However, those engaged in dismantling automobiles for the purpose of selling secondhand parts at retail are classified in Industry 5015.

SIC 5093 is subdivided in some tables into—

1. Iron and steel scrap processors and dealers.
  - a. Iron and steel scrap processors (using power processing equipment).
  - b. Iron and steel scrap dealers (not using power processing equipment).
2. Nonferrous recyclable materials.

**Jewelry, watches, precious stones, and precious metals (SIC 5094).** Establishments primarily engaged in the wholesale distribution of jewelry, precious stones and metals, costume jewelry, watches, clocks, silverware, and jewelers' findings. Establishments primarily engaged in the wholesale distribution of precious metal ores are classified in Industry 5052.

SIC 5094 is subdivided in some tables into—

1. Jewelry, watches, diamonds, precious stones, and silverware.
2. Precious metals (excluding ores).

**Durable goods, n.e.c. (SIC 5099).** Establishments primarily engaged in the wholesale distribution of durable goods, not elsewhere classified, such as musical instruments and forest products, except lumber.

SIC 5099 is subdivided in some tables into—

1. Musical instruments and supplies.
2. Forest products, except lumber.
3. General merchandise—durable.
4. Compact disks, prerecorded audio tapes, and phonograph records.
5. Fire extinguishers and fire safety equipment.
6. Other durable goods.

### Nondurable Goods (SIC Major Group 51)

This major group includes establishments primarily engaged in the wholesale distribution of nondurable goods.

## Paper and paper products (SIC 511)

**Printing and writing paper (SIC 5111).** Establishments primarily engaged in the wholesale distribution of printing and writing paper, including envelope paper; fine paper; and groundwood paper.

**Stationery and office supplies (SIC 5112).** Establishments primarily engaged in the wholesale distribution of stationery and office supplies, including computer and photocopy supplies, envelopes, typewriter paper, file cards and folders, pens, pencils, social stationery, and greeting cards.

**Industrial and personal service paper (SIC 5113).** Establishments primarily engaged in the wholesale distribution of wrapping and other coarse paper, paperboard, and converted paper and related disposable plastic products, such as bags, boxes, dishes, eating utensils, napkins, and shipping supplies.

## Drugs, drug proprietaries, and druggists' sundries (SIC 512)

**Drugs, drug proprietaries, and druggists' sundries (SIC 5122).** Establishments primarily engaged in the wholesale distribution of prescription drugs, proprietary drugs, druggists' sundries, and toiletries. Establishments primarily engaged in the wholesale distribution of surgical, dental, and hospital equipment are classified in Industry 5047.

SIC 5122 is subdivided in some tables into—

1. General-line drugs—These are wholesalers who reported a substantial portion of their sales in "drugs and pharmaceuticals" and a combination of "proprietary (patent) medicines," "cosmetics," "perfumes," and "other toiletries and druggists' sundries."
2. Specialty-line drugs, pharmaceuticals, cosmetics, and toiletries. These are wholesale establishments engaged in selling limited lines among the above products.

## Apparel, piece goods, and notions (SIC 513)

**Piece goods, notions, and other dry goods (SIC 5131).** Establishments primarily engaged in the wholesale distribution of piece goods or yard goods of natural or man-made fibers, notions (sewing and hair accessories, etc.), and other dry goods. Converters who buy fabric goods (except knit goods) in the grey, have them finished on contract, and sell at wholesale are included here. Converters of knit goods are classified in Manufacturing, Industry Group 225. This industry does not include establishments primarily engaged in the wholesale distribution of homefurnishings which are classified in Industry 5023.

SIC 5131 is subdivided in some tables into—

1. Piece goods.
  - a. Piece goods—jobbers.

b. Piece goods—converters.

2. Notions and other dry goods.

**Men's and boys' clothing and furnishings (SIC 5136).** Establishments primarily engaged in the wholesale distribution of men's and boys' apparel and furnishings, sportswear, hosiery, underwear, nightwear, and work clothing.

**Women's, children's, and infants' clothing and accessories (SIC 5137).** Establishments primarily engaged in the wholesale distribution of women's, children's, and infants' clothing and accessories, including hosiery, lingerie, millinery, and furs.

**Footwear (SIC 5139).** Establishments primarily engaged in the wholesale distribution of footwear (including athletic) made of leather, rubber, and other materials.

## Groceries and related products (SIC 514)

**Groceries, general-line (SIC 5141).** Establishments primarily engaged in the wholesale distribution of a general line of groceries. Establishments primarily engaged in roasting coffee, blending tea, or grinding and packaging spices are classified in Manufacturing Major Group 20.

SIC 5141 is subdivided in some tables into—

1. Voluntary.
2. Retail cooperative.
3. Other general-line.

**Packaged frozen foods (SIC 5142).** Establishments primarily engaged in the wholesale distribution of packaged quick-frozen vegetables, juices, meats, fish, poultry, pastries, and other "deep freeze" products. Establishments primarily engaged in the wholesale distribution of frozen dairy products are classified in Industry 5143, and those distributing frozen poultry, fish, and meat which are not packaged are classified in Industries 5144, 5146, and 5147, respectively.

**Dairy products, except dried or canned (SIC 5143).** Establishments primarily engaged in the wholesale distribution of dairy products, such as butter, cheese, ice cream and ices, and fluid milk and cream. This industry does not include establishments primarily engaged in pasteurizing and bottling milk, which are classified in Manufacturing, Industry Group 202. Establishments primarily engaged in the wholesale distribution of dried or canned dairy products are classified in Industry 5149.

SIC 5143 is subdivided in some tables into—

1. Raw milk.
2. Dairy products, except raw milk.

**Poultry and poultry products (SIC 5144).** Establishments primarily engaged in the wholesale distribution of poultry and poultry products, except canned and packaged frozen products. This industry does not include establishments primarily engaged in the killing and dressing of poultry, which are classified in Manufacturing, Industry 2015. Establishments primarily engaged in the wholesale distribution of packaged frozen poultry are classified in Industry 5142, and those distributing canned poultry are classified in Industry 5149.

SIC 5144 is subdivided in some tables into—

1. Live poultry.
2. Poultry and poultry products, except live.

**Confectionery (SIC 5145).** Establishments primarily engaged in the wholesale distribution of confectionery and related products, such as candy, chewing gum, fountain fruits, salted or roasted nuts, popcorn, fountain syrups, and potato, corn, and similar chips.

**Fish and seafoods (SIC 5146).** Establishments primarily engaged in the wholesale distribution (but not packaging) of fresh, cured, or frozen fish and seafoods, except canned or packaged frozen. The preparation of fresh or frozen packaged fish and other seafood, and the shucking and packing of fresh oysters in nonsealed containers, are classified in Manufacturing, Industry 2092. Establishments primarily engaged in the wholesale distribution of canned seafood are classified in Industry 5149, and those distributing packaged frozen foods are classified in Industry 5142.

**Meats and meat products (SIC 5147).** Establishments primarily engaged in the wholesale distribution of fresh, cured, and processed (but not canned) meats and lard. Establishments primarily engaged in the wholesale distribution of frozen packaged meats are classified in Industry 5142, and those distributing canned meats are classified in Industry 5149.

SIC 5147 is subdivided in some tables into—

1. Meats and meat products, except boxed beef.
2. Packaging boxed beef.

**Fresh fruits and vegetables (SIC 5148).** Establishments primarily engaged in the wholesale distribution of fresh fruits and vegetables.

**Groceries and related products, n.e.c. (SIC 5149).** Establishments primarily engaged in the wholesale distribution of groceries and related products, not elsewhere classified. Establishments primarily engaged in the wholesale distribution of soft drinks, and in bottling and distributing natural spring and mineral waters, are classified in this industry, but establishments primarily engaged in bottling soft drinks are classified in Manufacturing, Major Group 20. This industry does not include establishments primarily

engaged in the wholesale distribution of farm-product raw materials classified in Industry Group 515, nor those distributing beer, wine, and distilled alcoholic beverages of Industry Group 518.

SIC 5149 is subdivided in some tables into—

1. Coffee, tea, and spices.
2. Bread and baked goods.
3. Soft drinks.
4. Canned goods.
5. Food and beverage basic materials.
6. Other grocery specialties.

## **Farm-product raw materials (SIC 515)**

**Grain and field beans (SIC 5153).** Establishments primarily engaged in buying and/or marketing grain (such as corn, wheat, oats, barley, and unpolished rice), dry beans, soybeans, and other inedible beans. Country grain elevators primarily engaged in buying or receiving grain from farmers are included, as well as terminal elevators and other merchants marketing grain. Establishments primarily engaged in the wholesale distribution of field and garden seeds are classified in Industry 5191.

**Livestock (SIC 5154).** Establishments primarily engaged in buying and/or marketing cattle, hogs, sheep, and goats. This industry also includes the operation of livestock auction markets.

**Farm-product raw materials, n.e.c. (SIC 5159).** Establishments primarily engaged in buying and/or marketing farm products, not elsewhere classified. Establishments primarily engaged in the wholesale distribution of milk are classified in Industry 5143, and those distributing live poultry are classified in Industry 5144.

SIC 5159 is subdivided in some tables into—

1. Hides, skins, and pelts.
2. Leaf tobacco.
3. Wool, wool tops, and mohair.
4. Cotton.
5. Other farm-product raw materials.

## **Chemicals and allied products (SIC 516)**

**Plastics materials and basic forms and shapes (SIC 5162).** Establishments primarily engaged in the wholesale distribution of plastics materials, and of unsupported plastics film, sheets, sheeting, rods, tubes, and other basic forms and shapes.

**Chemicals and allied products, n.e.c. (SIC 5169).** Establishments primarily engaged in the wholesale distribution of chemicals and allied products, not elsewhere classified,

such as acids, industrial and heavy chemicals, dyestuffs, industrial salts, rosin, and turpentine. Establishments primarily engaged in the wholesale distribution of ammunition are classified in Industry Group 509; those distributing agricultural chemicals and pesticides are classified in Industry 5191; those distributing drugs are classified in Industry 5122; and those distributing pigments, paints, and varnishes are classified in Industry 5198.

SIC 5169 is subdivided in some tables into—

1. Industrial gases, except LP.
2. Other chemicals and allied products.

### **Petroleum and petroleum products (SIC 517)**

This industry group includes establishments primarily engaged in the wholesale distribution of crude petroleum and petroleum products. Included are establishments primarily engaged in the distribution of liquefied petroleum gas. Establishments primarily engaged in the transmission and/or distribution of natural gas are classified in Utilities, Industry Group 492.

**Petroleum bulk stations and terminals (SIC 5171).** Establishments primarily engaged in the wholesale distribution of crude petroleum and petroleum products from bulk liquid storage facilities. These establishments have a bulk liquid storage capacity of 10,000 gallons or more.

SIC 5171 is subdivided in some tables into—

1. Petroleum bulk stations and terminals, except LP.
2. Liquefied petroleum gas bulk stations and terminals.

**Petroleum and petroleum products wholesalers, except bulk stations and terminals (SIC 5172).** Establishments primarily engaged in the wholesale distribution of crude petroleum and petroleum products. These establishments do not have a bulk liquid storage capacity of 10,000 gallons or more. Included are packaged and bottled petroleum products distributors, truck jobbers, and others marketing petroleum and its products at wholesale.

### **Beer, wine, and distilled alcoholic beverages (SIC 518)**

**Beer and ale (SIC 5181).** Establishments primarily engaged in the wholesale distribution of beer, ale, porter, and other fermented malt beverages.

**Wine and distilled alcoholic beverages (SIC 5182).** Establishments primarily engaged in the wholesale distribution of distilled spirits, including neutral spirits and ethyl alcohol used in blended wines and distilled liquors.

SIC 5182 is subdivided in some tables into—

1. Wine and distilled alcoholic beverages—licensed.
2. Wine and distilled alcoholic beverages—State operated.

### **Miscellaneous nondurable goods (SIC 519)**

**Farm supplies (SIC 5191).** Establishments primarily engaged in the wholesale distribution of animal feeds, fertilizers, agricultural chemicals, pesticides, seeds, and other farm supplies, except grains. Establishments primarily engaged in the wholesale distribution of pet food are classified in Industry 5149, and those distributing pet supplies are classified in Industry 5199.

SIC 5191 is subdivided in some tables into—

1. Farm supplies—farm dealers.
2. Farm supplies—wholesale distributors.

**Books, periodicals, and newspapers (SIC 5192).** Establishments primarily engaged in the wholesale distribution of books, periodicals, and newspapers.

**Flowers, nursery stock, and florists' supplies (SIC 5193).** Establishments primarily engaged in the wholesale distribution of flowers, nursery stock, and florists' supplies.

**Tobacco and tobacco products (SIC 5194).** Establishments primarily engaged in the wholesale distribution of tobacco and its products. Leaf tobacco wholesalers are classified in Industry 5159, and establishments primarily engaged in stemming and redrying tobacco are classified in Manufacturing, Industry 2141.

**Paints, varnishes, and supplies (SIC 5198).** Establishments primarily engaged in the wholesale distribution of paints, varnishes, wallpaper, and supplies. Establishments selling to the general public and known as retail in the trade are classified in Retail Trade, Industry 5231.

**Nondurable goods, n.e.c. (SIC 5199).** Establishments primarily engaged in the wholesale distribution of nondurable goods, not elsewhere classified, such as art goods, industrial yarns, textile bags, and bagging and burlap.

SIC 5199 is subdivided in some tables into—

1. Art goods.
2. General merchandise—nondurable.
3. Textile bags and bagging.
4. Specialty advertising (sale of merchandise).
5. Other nondurable goods.

### **TYPE-OF-OPERATION CLASSIFICATIONS**

In addition to being classified by kind of business, each wholesale establishment was classified for the census by type of operation according to the ownership of the business, ownership of the goods sold, or character of the principal transactions. Establishments in wholesale trade are grouped into the following three major types of operation and related subgroups:



**Merchant wholesalers.** Establishments primarily engaged in buying and selling merchandise on their own account. Included here are such types of establishments as wholesale merchants or jobbers, industrial distributors, voluntary group wholesalers, importers, exporters, cash and carry wholesalers, retailer cooperative warehouses, terminal and country grain elevators, farm products assemblers, wholesale cooperative associations, and petroleum bulk plants and terminals operated by nonrefining companies.

*Wholesale distributors and jobbers.* Establishments primarily engaged in buying and selling merchandise in the domestic market not manufactured by the parent company.

*Importers.* Establishments buying and selling goods at wholesale on their own account, whose principal source of purchases was foreign.

*Exporters.* Establishments primarily engaged in purchasing goods in the United States and selling them to foreign customers.

*Terminal grain elevators.* Grain elevators primarily engaged in buying and selling grain received from country grain elevators and grain marketing establishments. They have sizable space for grain storage, and products are received primarily by rail or barge rather than by truck.

*Country grain elevators.* Grain elevators, cooperative or other, buying and receiving grain directly from farmers by truck and selling at wholesale.

*Assemblers of farm products, except country grain elevators.* Establishments primarily engaged in purchasing directly from farmers and assembling and marketing farm products at wholesale.

**Manufacturers' sales branches and offices.** Establishments maintained by manufacturing, refining, and mining companies apart from their plants or mines for marketing their products at wholesale. Branch stores selling to household consumers and individual users are classified in retail trade. Sales branches and offices located at plants and administrative offices are included when separate records are available.

*Manufacturers' sales branches.* A branch with a stock of merchandise for sale. Included are refiner—marketers owned and operated by petroleum refining companies primarily for marketing their products.

*Manufacturers' sales offices.* An office without a stock of merchandise for sale.

**Agents, brokers, and commission merchants.** Establishments whose operators are in business for themselves and are primarily engaged in selling or buying goods for others. Included here are such types of operations as auction companies, import agents, export agents, selling agents, merchandise brokers, and commission merchants. "Sales" as shown in census publications for agents, brokers, and commission merchants represent the gross sales (or purchase) value of the goods in the transactions negotiated.

*Auction companies.* Wholesale establishments primarily engaged in selling merchandise on an agency basis by auction.

*Brokers (representing buyers or sellers).* Wholesale establishments primarily engaged in selling or buying merchandise in the domestic market on a brokerage basis but not receiving the goods on consignment.

*Commission merchants.* Wholesale establishments operating in the domestic market receiving goods for sale on consignment.

*Import agents.* Merchandise agents and brokers in the domestic market buying merchandise from or selling merchandise for foreign firms.

*Export agents.* Merchandise agents and brokers in the domestic market selling to or buying for foreign customers.

*Manufacturers' agents.* Wholesale establishments in the domestic market selling for a limited number of manufacturers on a continuing agency basis.



# Appendix C.

## Kind-of-Business Titles and Reporting-Form Numbers

[Listed below are wholesale kind-of-business titles and their corresponding reporting-form numbers. Requests for copies of any of these forms, including the inquiries used to classify establishment by kind of business, should be directed to the Services Division, Bureau of the Census, Washington, DC 20233]

SIC code	Title	Standard form CB-	Short form CB-	SIC code	Title	Standard form CB-	Short form CB-
<b>DURABLE GOODS</b>				<b>DURABLE GOODS—Con.</b>			
501	Motor vehicles and motor vehicle parts and supplies:			509	Miscellaneous durable goods:		
5012	Automobiles and other motor vehicles .....	5012	5003	5091	Sporting and recreational goods and supplies .....	5091	5003
5013	Motor vehicle supplies and new parts .....	5013	5003	5092	Toys and hobby goods and supplies .....	5091	5003
5014	Tires and tubes .....	5013	5003	5093	Scrap and waste materials .....	5093	5003
5015	Motor vehicle parts, used .....	5013	5003	5094	Jewelry, watches, precious stones, and precious metals .....	5094	5003
				5099	Durable goods, n.e.c. ....	5099	5003
<b>DURABLE GOODS</b>				<b>NONDURABLE GOODS</b>			
502	Furniture and homefurnishings:			511	Paper and paper products:		
5021	Furniture .....	5020	5001	5111	Printing and writing paper .....	5110	5102
5023	Homefurnishings .....	5020	5001	5112	Stationery and office supplies .....	5110	5102
				5113	Industrial and personal service paper .....	5110	5102
503	Lumber and other construction materials:			512	Drugs, drug proprietaries, and druggists' sundries:		
5031	Lumber, plywood, millwork, and wood panels .....	5030	5001	5122	Drugs, drug proprietaries, and druggists' sundries .....	5122	5102
5032	Brick, stone, and related construction materials .....	5030	5001				
5033	Roofing, siding, and insulation materials .....	5030	5001	513	Apparel, piece goods, and notions:		
5039	Construction materials, n.e.c. ....	5030	5001	5131	Piece goods, notions, and other dry goods .....	5131	5102
				5136	Men's and boys' clothing and furnishings .....	5136	5102
504	Professional and commercial equipment and supplies:			5137	Women's, children's, and infants' clothing and accessories .....	5136	5102
5043	Photographic equipment and supplies .....	5043	5003	5139	Footwear .....	5136	5102
5044	Office equipment .....	5045	5002				
5045	Computers and computer peripheral equipment and software .....	5045	5002	514	Groceries and related products:		
5046	Commercial equipment, n.e.c. ....	5043	5002	5141	Groceries, general line .....	5141	5101
5047	Medical, dental, and hospital equipment and supplies .....	5047	5002	5142	Packaged frozen foods .....	5142	5101
5048	Ophthalmic goods .....	5047	5002	5143	Dairy products, except dried or canned .....	5143	5101
5049	Professional equipment and supplies, n.e.c. ....	5047	5002	5144	Poultry and poultry products .....	5144	5101
				5145	Confectionery .....	5145	5101
				5146	Fish and seafoods .....	5146	5101
505	Metals and minerals, except petroleum:			5147	Meats and meat products .....	5147	5101
5051	Metals service centers and offices .....	5051	5003	5148	Fresh fruits and vegetables .....	5148	5101
5052	Coal and other minerals and ores .....	5052	5003	5149	Groceries and related products, n.e.c. ....	5141	5101
				515	Farm-product raw materials:		
506	Electrical goods:			5153	Grain and field beans .....	5150	5103
5063	Electrical apparatus and equipment, wiring supplies, and construction materials .....	5060	5001	5154	Livestock .....	5150	5103
				5159	Farm-product raw materials, n.e.c. ....	5150	5103
5064	Electrical appliances, television and radio sets .....	5060	5001				
5065	Electronic parts and equipment, n.e.c. ....	5060	5001	516	Chemicals and allied products:		
				5162	Plastics materials and basic forms and shapes .....	5160	5102
				5169	Chemicals and allied products, n.e.c. ....	5160	5102
507	Hardware, and plumbing and heating equipment and supplies:			517	Petroleum and petroleum products:		
5072	Hardware .....	5070	5001	5171	Petroleum bulk stations and terminals .....	5170	<sup>1</sup> NA
5074	Plumbing and heating equipment and supplies (hydronics) .....	5070	5001	5172	Petroleum and petroleum products wholesalers, except bulk stations and terminals .....	5170	<sup>1</sup> NA
5075	Warm air heating and air-conditioning equipment and supplies .....	5070	5001				
5078	Refrigeration equipment and supplies .....	5070	5001	518	Beer, wine, and distilled alcoholic beverages:		
				5181	Beer and ale .....	5180	5103
				5182	Wine and distilled alcoholic beverages .....	5180	5103
508	Machinery, equipment, and supplies:			519	Miscellaneous nondurable goods:		
5082	Construction and mining (except petroleum) machinery and equipment .....	5082	5002	5191	Farm supplies .....	5191	5102
5083	Farm and garden machinery and equipment .....	5083	5002	5192	Books, periodicals, and newspapers .....	5192	5102
5084	Industrial machinery and equipment .....	5084	5002	5193	Flowers, nursery stock, and florists' supplies .....	5192	5102
5085	Industrial supplies .....	5085	5002	5194	Tobacco and tobacco products .....	5194	5102
5087	Service establishment equipment and supplies .....	5087	5002	5198	Paints, varnishes, and supplies .....	5198	5102
5088	Transportation equipment and supplies, except motor vehicles .....	5088	5002	5199	Nondurable goods, n.e.c. ....	5199	5102

<sup>1</sup>Petroleum wholesalers were all sent form CB-5170.

## Appendix D. Metropolitan Areas

---

(Titles and definitions shown for MSA's, CMSA's, and PMSA's are those established by the Office of Management and Budget, as of June 30, 1993)

### **NEBRASKA**

#### **Lincoln, NE MSA**

Lancaster County, NE

#### **Omaha, NE-IA MSA**

Pottawattamie County, IA

Cass County, NE

Douglas County, NE

Sarpy County, NE

Washington County, NE

#### **Sioux City, IA-NE MSA**

Woodbury County, IA

Dakota County, NE

# Appendix E.

## Percent of Sales Data Based on Administrative Records and Estimation for the State: 1992

[For meaning of abbreviations and symbols and for more information on reliability of data, see introductory text. For explanation of terms and comparability of 1987 and 1992 censuses, see appendix A.]

SIC code	Kind of business	Percent of sales†—		SIC code	Kind of business	Percent of sales†—	
		From administrative records <sup>1</sup>	Estimated <sup>2</sup>			From administrative records <sup>1</sup>	Estimated <sup>2</sup>
	<b>Wholesale trade -----</b>	<b>2.7</b>	<b>2.5</b>		<b>Wholesale trade—Con.</b>		
<b>50</b>	<b>Durable goods -----</b>	<b>3.7</b>	<b>2.8</b>	<b>50</b>	<b>Durable goods—Con.</b>		
				509	Miscellaneous durable goods -----	10.5	3.1
				5091	Sporting and recreational goods and supplies -----	8.9	3.8
				5092	Toys and hobby goods and supplies -----	7.8	10.8
501	Motor vehicles and motor vehicle parts and supplies -----	2.6	2.6	5093	Scrap and waste materials -----	6.0	.3
5012	Automobiles and other motor vehicles -----	2.4	.5	5094	Jewelry, watches, precious stones, and precious metals -----	(D)	(D)
5013	Motor vehicle supplies and new parts -----	2.1	7.5	5099	Durable goods, n.e.c. -----	(D)	(D)
5014	Tires and tubes -----	(D)	(D)				
5015	Motor vehicle parts, used -----	(D)	(D)	<b>51</b>	<b>Nondurable goods -----</b>	<b>2.4</b>	<b>2.4</b>
502	Furniture and home furnishings -----	1.0	1.5	511	Paper and paper products -----	2.9	.7
5021	Furniture -----	.2	1.0	5111	Printing and writing paper -----	(D)	(D)
5023	Home furnishings -----	2.1	2.3	5112	Stationery and office supplies -----	5.3	1.0
				5113	Industrial and personal service paper -----	(D)	(D)
503	Lumber and other construction materials -----	3.3	4.6	512	Drugs, drug proprietaries, and druggists' sundries -----	.1	5.1
5031	Lumber, plywood, millwork, and wood panels -----	3.9	6.5	5122	Drugs, drug proprietaries, and druggists' sundries -----	.1	5.1
5032	Brick, stone, and related construction materials -----	.7	1.4				
5033	Roofing, siding, and insulation materials -----	6.7	.2	513	Apparel, piece goods, and notions -----	.7	3.2
5039	Construction materials, n.e.c. -----	2.9	7.3	5131	Piece goods, notions, and other dry goods -----	(D)	(D)
				5136	Men's and boys' clothing and furnishings -----	.5	4.5
504	Professional and commercial equipment and supplies -----	1.9	1.6	5137	Women's, children's, and infants' clothing and accessories -----	(D)	(D)
5043	Photographic equipment and supplies -----	—	—		Footwear -----	(D)	(D)
5044	Office equipment -----	1.0	5.1	5139	Groceries and related products -----	.6	.2
5045	Computers and computer peripheral equipment and software -----	.1	1.1	514	Groceries, general line -----	(D)	(D)
5046	Commercial equipment, n.e.c. -----	4.8	.4	5141	Packaged frozen foods -----	(D)	(D)
5047	Medical, dental, and hospital equipment and supplies -----	8.9	2.9	5142	Dairy products, except dried or canned -----	11.5	.5
5048	Ophthalmic goods -----	9.7	2.9	5143	Poultry and poultry products -----	(D)	(D)
5049	Professional equipment and supplies, n.e.c. -----	5.1	16.9	5144	Confectionery -----	(D)	(D)
				5145	Fish and seafoods -----	11.4	—
505	Metals and minerals, except petroleum -----	8.3	.4	5146	Meats and meat products -----	(D)	(D)
5051	Metals service centers and offices -----	8.3	.4	5147	Fresh fruits and vegetables -----	(D)	(D)
5052	Coal and other minerals and ores -----	—	—	5148	Groceries and related products, n.e.c. -----	(D)	(D)
				5149			
506	Electrical goods -----	2.9	4.4	515	Farm-product raw materials -----	4.8	6.9
5063	Electrical apparatus and equipment, wiring supplies, and construction materials -----	3.2	2.2	5153	Grain and field beans -----	6.1	2.5
5064	Electrical appliances, television and radio sets -----	—	.1	5154	Livestock -----	(D)	(D)
5065	Electronic parts and equipment, n.e.c. -----	3.4	10.9	5159	Farm-product raw materials, n.e.c. -----	(D)	(D)
507	Hardware, and plumbing and heating equipment and supplies -----	4.3	2.1	516	Chemicals and allied products -----	6.3	11.1
5072	Hardware -----	6.7	1.7	5162	Plastics materials and basic forms and shapes -----	(D)	(D)
5074	Plumbing and heating equipment and supplies (hydronics) -----	3.5	4.8	5169	Chemicals and allied products, n.e.c. -----	(D)	(D)
5075	Warm air heating and air-conditioning equipment and supplies -----	(D)	(D)	517	Petroleum and petroleum products -----	4.6	3.2
5078	Refrigeration equipment and supplies -----	(D)	(D)	5171	Petroleum bulk stations and terminals -----	3.8	3.1
				5172	Petroleum and petroleum products wholesalers, except bulk stations and terminals -----	7.3	3.4
508	Machinery, equipment, and supplies -----	5.5	4.1	518	Beer, wine, and distilled alcoholic beverages -----	(D)	(D)
5082	Construction and mining (except petroleum) machinery and equipment -----	2.7	5.2	5181	Beer and ale -----	(D)	(D)
5083	Farm and garden machinery and equipment -----	8.4	3.6	5182	Wine and distilled alcoholic beverages -----	(D)	(D)
5084	Industrial machinery and equipment -----	3.5	3.4				
5085	Industrial supplies -----	2.0	7.9	519	Miscellaneous nondurable goods -----	(D)	(D)
5087	Service establishment equipment and supplies -----	1.4	1.6	5191	Farm supplies -----	9.3	5.4
5088	Transportation equipment and supplies, except motor vehicles -----	.7	1.3	5192	Books, periodicals, and newspapers -----	.4	19.1
				5193	Flowers, nursery stock, and florists' supplies -----	(D)	(D)
				5194	Tobacco and tobacco products -----	(D)	(D)
				5198	Paints, varnishes, and supplies -----	(D)	(D)
				5199	Nondurable goods, n.e.c. -----	8.1	1.5

<sup>1</sup>Includes sales information obtained from administrative records of other Federal agencies.

<sup>2</sup>Includes sales information which was imputed based on historic company ratios or administrative records, or on industry averages.

## Appendix F. **Geographic Notes**

---

### **NEBRASKA**

There are no geographic notes for the State of Nebraska.

# Appendix G.

## Establishments in Business Any Time During Year and Establishments in Business at End of Year for the State: 1992 and 1987

[For meaning of abbreviations and symbols, see introductory text. For explanation of terms and comparability of 1987 and 1992 censuses, see appendix A]

SIC code	Kind of business	Establishments in business—			
		Any time during year		At end of year	
		1992	1987	1992	1987
	<b>Wholesale trade</b> .....	<b>4 035</b>	<b>3 973</b>	<b>3 806</b>	<b>3 796</b>
<b>50</b>	<b>Durable goods</b> .....	<b>2 054</b>	<b>2 023</b>	<b>1 942</b>	<b>1 935</b>
501	Motor vehicles and automotive parts and supplies .....	420	421	397	402
5012	Automobiles and other motor vehicles .....	76	63	72	62
5013	Motor vehicle supplies and new parts .....	246	268	239	253
5014	Tires and tubes .....	41	36	38	35
5015	Motor vehicle parts, used .....	57	54	48	52
502	Furniture and homefurnishings .....	52	53	47	49
5021	Furniture .....	18	18	16	18
5023	Homefurnishings .....	34	35	31	31
503	Lumber and other construction materials .....	121	98	115	91
5031	Lumber, plywood, millwork, and wood panels .....	46	34	42	31
5032	Brick, stone, and related construction materials .....	28	22	28	21
5033	Roofing, siding, and insulation materials .....	16	14	14	14
5039	Construction materials, n.e.c. ....	31	28	31	25
504	Professional and commercial equipment and supplies .....	270	287	249	281
5043	Photographic equipment and supplies .....	4	3	4	3
5044	Office equipment .....	56	76	53	76
5045	Computers and computer peripheral equipment and software .....	84	88	74	87
5046	Commercial equipment, n.e.c. ....	25	30	23	28
5047	Medical, dental, and hospital equipment and supplies .....	61	46	57	44
5048	Ophthalmic goods .....	19	22	18	22
5049	Professional equipment and supplies, n.e.c. ....	21	22	20	21
505	Metals and minerals, except petroleum .....	39	29	39	29
5051	Metals service centers and offices .....	39	29	39	29
5052	Coal and other minerals and ores .....	—	—	—	—
506	Electrical goods .....	192	180	187	167
5063	Electrical apparatus and equipment, wiring supplies, and construction materials .....	113	110	111	105
5064	Electrical appliances, television and radio sets .....	19	19	19	15
5065	Electronic parts and equipment, n.e.c. ....	60	51	57	47
507	Hardware, and plumbing and heating equipment and supplies .....	161	143	152	135
5072	Hardware .....	45	31	44	29
5074	Plumbing and heating equipment and supplies (hydronics) .....	56	60	48	54
5075	Warm air heating and air-conditioning equipment and supplies .....	48	39	48	39
5078	Refrigeration equipment and supplies .....	12	13	12	13
508	Machinery, equipment, and supplies .....	648	686	620	657
5082	Construction and mining (except petroleum) machinery and equipment .....	37	38	36	36
5083	Farm and garden machinery and equipment .....	348	396	330	377
5084	Industrial machinery and equipment .....	115	108	108	106
5085	Industrial supplies .....	89	79	89	75
5087	Service establishment equipment and supplies .....	40	52	38	50
5088	Transportation equipment and supplies, except motor vehicles .....	19	13	19	13
509	Miscellaneous durable goods .....	151	126	136	124
5091	Sporting and recreational goods and supplies .....	26	24	24	24
5092	Toys and hobby goods and supplies .....	15	9	15	9
5093	Scrap and waste materials .....	62	45	57	45
5094	Jewelry, watches, precious stones, and precious metals .....	8	16	7	16
5099	Durable goods, n.e.c. ....	40	32	33	30
<b>51</b>	<b>Nondurable goods</b> .....	<b>1 981</b>	<b>1 950</b>	<b>1 864</b>	<b>1 861</b>
511	Paper and paper products .....	99	79	93	72
5111	Printing and writing paper .....	11	8	9	7
5112	Stationery and office supplies .....	74	56	72	51
5113	Industrial and personal service paper .....	14	15	12	14
512	Drugs, drug proprietaries, and druggists sundries .....	32	31	30	30
5122	Drugs, drug proprietaries, and druggists sundries .....	32	31	30	30
513	Apparel, piece goods, and notions .....	33	25	30	24
5131	Piece goods, notions, and other dry goods .....	8	7	7	7
5136	Men's and boys' clothing and furnishings .....	13	6	12	6
5137	Women's, children's, and infants' clothing and accessories .....	10	4	9	4
5139	Footwear .....	2	8	2	7

WHOLESALE TRADE—GEOGRAPHIC AREA SERIES

APPENDIX G G-1

SIC code	Kind of business	Establishments in business—			
		Any time during year		At end of year	
		1992	1987	1992	1987
<b>51</b>	<b>Nondurable goods—Con.</b>				
514	Groceries and related products .....	200	210	193	202
5141	Groceries, general line .....	30	28	28	27
5142	Packaged frozen foods .....	20	17	18	17
5143	Dairy products, except dried or canned .....	20	23	20	22
5144	Poultry and poultry products .....	6	9	6	9
5145	Confectionery .....	20	24	20	23
5146	Fish and seafoods .....	4	2	4	2
5147	Meats and meat products .....	30	31	28	28
5148	Fresh fruits and vegetables .....	10	15	10	14
5149	Groceries and related products, n.e.c. ....	60	61	59	60
515	Farm-product raw materials .....	564	609	522	587
5153	Grain and field beans .....	462	506	427	495
5154	Livestock .....	89	96	82	85
5159	Farm-product raw materials, n.e.c. ....	13	7	13	7
516	Chemicals and allied products .....	67	63	61	62
5162	Plastics materials and basic forms and shapes .....	9	7	9	7
5169	Chemicals and allied products, n.e.c. ....	58	56	52	55
517	Petroleum and petroleum products .....	293	276	283	263
5171	Petroleum bulk stations and terminals .....	230	213	224	204
5172	Petroleum and petroleum products wholesalers, except bulk stations and terminals .....	63	63	59	59
518	Beer, wine, and distilled alcoholic beverages .....	44	53	44	52
5181	Beer and ale .....	39	45	39	44
5182	Wine and distilled alcoholic beverages .....	5	8	5	8
519	Miscellaneous nondurable goods .....	649	604	608	569
5191	Farm supplies .....	529	461	496	434
5192	Books, periodicals, and newspapers .....	17	16	16	15
5193	Flowers, nursery stock, and florists' supplies .....	18	18	17	15
5194	Tobacco and tobacco products .....	16	19	16	19
5198	Paints, varnishes and supplies .....	14	20	13	17
5199	Nondurable goods, n.e.c. ....	55	70	50	69



# Publication Program

## 1992 CENSUS OF WHOLESALE TRADE

Publications of the 1992 Census of Wholesale Trade, containing data on wholesale trade establishments with payroll in the United States, are described below. Publications order forms for specific reports may be obtained from any Department of Commerce district office or from Data User Services Division, Customer Services, Bureau of the Census, Washington, DC 20233-8300. The first results were issued in press releases. Final detailed statistics are issued in separate paperbound reports and compact disc-read only memory (CD-ROM).

### Final Reports

#### Geographic area series—52 reports (WC92-A-1 to -52)

A separate paperbound report containing data for establishments with payroll is published for each State, the District of Columbia, and the United States. Each report presents general statistics for establishments with payroll, on number of establishments, sales, payroll, employment, operating expenses, and inventories. At the State level, data also are presented separately for the following types of wholesale operations: merchant wholesalers; manufacturers' sales branches and offices; and agents, brokers, and commission merchants. Less type-of-operation detail is shown below the State level. For States, MA's, and counties and places with 200 wholesale establishments or more, statistics are presented by kind of business. Greater kind-of-business detail is shown for larger areas. In addition, data are shown for all places with 2,500 inhabitants or more and all counties (with no kind-of-business detail). For each State, the District of Columbia, and the United States, 1992 data are provided on sales and employees per establishment, sales and payroll per employee, payroll as a percent of operating expenses, and operating expenses and end-of-year inventories as percentages of sales. Comparative statistics showing percent changes in sales and payroll between 1987 and 1992 also are shown by kind of business.

#### Subject series—4 reports (WC92-S-1 to -4)

The *Establishment and Firm Size* report (WC92-S-1) presents data for establishments with payroll, based on size of establishment, size of company or firm, and legal form of organization. Establishment statistics are presented by sales size and by employment size; statistics for firms by sales size (including concentration by largest firms), by employment size, and by number of establishments operated (single units and multiunits). Statistics are presented by kind of business on the number of establishments, sales, payroll, and employment for the United States.

The *Measures of Value Produced, Capital Expenditures, Depreciable Assets, and Operating Expenses* report (WC92-S-2) presents data on measures of value produced, capital expenditures, depreciable assets, and operating expenses for firms with payroll

for the United States by major kinds of business. Measures of value produced include gross margin, value added, and net income produced at market prices and factor costs. Operating expenses include annual payroll, supplemental labor costs, purchased services, etc. Sales, purchases, and beginning and ending inventories data also are provided.

The *Commodity Line Sales* report (WC92-S-3) presents data on major categories of commodities sold by wholesale kinds of business for the United States. Data for 15 selected MA's and 15 selected States will be available on electronic media only. Tables present data for each kind of business and show, for each commodity line, the number of establishments handling the line and their sales of the line; the percentage of total sales of the kind of business accounted for by each of the lines carried; and, for establishments actually handling a specific line, the percentage of total sales represented by sales of that line. Summary statistics also are provided for the broad commodity line categories, including counts of establishments and the amount and percentage of the line sold by various kinds of wholesale businesses.

The *Miscellaneous Subjects* report (WC92-S-4) contains data by kind of business on employment by principal activity; sales by class of customer; inventory valuation methods; commissions and gross selling value of business conducted for others by agents and brokers; gross margins, gross profits, and their components; and on petroleum bulk stations and terminals. Data are presented for the United States as a whole; for petroleum bulk stations and terminals, States, and counties.

### Electronic Media

All data included in the printed reports are available on CD-ROM. The CD-ROM's provide the same information found in the final reports as well as additional information not published in the final reports, such as commodity line sales data for States (WC92-S-3). Electronic media products are available for users who wish to summarize, rearrange, or process large amounts of data. These products, with corresponding technical documentation, are sold by Data User Services Division, Customer Services, Bureau of the Census, Washington, DC 20233-8300.

## OTHER ECONOMIC CENSUS REPORTS

Data on retail trade, service industries, transportation, communications, utilities, financial, insurance, real estate, construction industries, manufactures, mineral industries, enterprise statistics, minority-owned business enterprises, and women-owned businesses also are available from the 1992 Economic Census. A separate series of reports covers the census of outlying areas: Puerto Rico, Virgin Islands of the United States, Guam, and the Northern Marianas. Separate announcements describing these reports are available free of charge from Data User Services Division, Customer Services, Bureau of the Census, Washington, DC 20233-8300.