

# 1992 Census of Wholesale Trade

---

WC92-A-26

GEOGRAPHIC AREA SERIES

## Missouri

---



## Acknowledgments

Many persons participated in the various activities of the 1992 Census of Wholesale Trade. The overall planning and review of the census operations were performed by the Economic Census Staff of the Economic Planning and Coordination Division.

This report was prepared in the Services Division. **Bobby E. Russell**, Assistant Chief for Census Programs, was responsible for the overall planning, management, and coordination of the census of wholesale trade. Planning and implementation were under the direction of **John R. Trimble**, Chief, Wholesale Census Branch, with primary staff assistance by **Steven L. Barron**, **John L. Vignali**, **Gary E. Swenson**, **Scott P. Handmaker**, **Daniel C. Collier**, **Barbara A. Collier**, **Cary L. Fletcher**, **Dennis R. Johnson**, and **Karen K. Sigmon**.

Systems and procedures for mailout, receipt, correspondence, data input, industry classification, other clerical processing, administrative record processing, quality control, and the associated electronic computer programs, were developed in the Economic Planning and Coordination Division.

Mailout preparation and receipt operations, clerical and analytical review activities, data keying, and geocoding review were performed by the staff of the Data Preparation Division, **Judith N. Petty**, Chief.

Geographic coding procedures and associated computer programs were developed by the staff of the Geography Division.

The computer processing systems were developed and coordinated in the Economic Statistical Methods and Programming Division, **Charles P. Pautler, Jr.**, Chief. **H. Ray Dennis**, Assistant Chief for Business Programs, was responsible for the design and implementation of the computer systems. The computer programs were prepared under the supervision of **Steven G. McCraith**, Chief, Utilities and Financial Census Branch, and **William C. Wester**, Chief, Business Census Branch, assisted by **Dennis P. Kelly**, **Barbara L. Lambert**, **Josephine S. McLaughlin**, **William D. McClain**, **David Wang**, and **David L. Sipes**.

Computer processing was performed in the Computer Services Division, **Marvin D. Raines**, Chief.

The staff of the Administrative and Publications Services Division, **Walter C. Odom**, Chief, performed planning, design, composition, editorial review, and printing planning and procurement for publications and report forms. **Gladys Rea** provided publication coordination and editing.

Special acknowledgment is also due the many businesses whose cooperation has contributed to the publication of these data.

If you have any questions concerning the statistics in this report, call 301-457-2725.

# 1992 Census of Wholesale Trade

---

WC92-A-26

GEOGRAPHIC AREA SERIES

# Missouri

---

Issued January 1995



**U.S. Department of Commerce**  
**Ronald H. Brown**, Secretary  
**David J. Barram**, Deputy Secretary

**Economics and Statistics Administration**  
**Everett M. Ehrlich**, Under Secretary  
for Economic Affairs

**BUREAU OF THE CENSUS**  
**Martha Farnsworth Riche**, Director

---



**Economics and Statistics  
Administration**

**Everett M. Ehrlich**, Under Secretary  
for Economic Affairs



**BUREAU OF THE CENSUS**

**Martha Farnsworth Riche**, Director  
**Harry A. Scarr**, Deputy Director

**Paula J. Schneider**, Principal Associate  
Director for Programs

**Thomas L. Mesenbourg**, Acting Associate  
Director for Economic Programs

**Thomas L. Mesenbourg**, Assistant Director  
for Economic Programs

**ECONOMIC PLANNING AND COORDINATION  
DIVISION**

**John P. Govoni**, Chief

**SERVICES DIVISION**

**Carole A. Ambler**, Chief

# Introduction to the Economic Census

## PURPOSES AND USES OF THE ECONOMIC CENSUS

The economic census is the major source of facts about the structure and functioning of the Nation's economy. It provides essential information for government, business, industry, and the general public.

The economic census furnishes an important part of the framework for such composite measures as the gross domestic product, input/output measures, production and price indexes, and other statistical series that measure short-term changes in economic conditions.

Policymaking agencies of the Federal Government use the data, especially in monitoring economic activity and providing assistance to business.

State and local governments use the data to assess business activities and tax bases within their jurisdictions and to develop programs to attract business.

Trade associations study trends in their own and competing industries and keep their members informed of market changes.

Individual businesses use the data to locate potential markets and to analyze their own production and sales performance relative to industry or area averages.

## AUTHORITY AND SCOPE

Title 13 of the United States Code (sections 131, 191, and 224) directs the Census Bureau to take the economic census every 5 years, covering years ending in 2 and 7. The 1992 Economic Census consists of the following eight censuses:

- Census of Retail Trade
- Census of Wholesale Trade
- Census of Service Industries
- Census of Financial, Insurance, and Real Estate Industries
- Census of Transportation, Communications, and Utilities
- Census of Manufactures
- Census of Mineral Industries
- Census of Construction Industries

Special programs also cover enterprise statistics and minority-owned and women-owned businesses. (The 1992 Census of Agriculture and 1992 Census of Governments are conducted separately.) The next economic census is scheduled to be taken in 1998 covering the year 1997.

## AVAILABILITY OF THE DATA

The results of the economic census are available in printed reports for sale by the U.S. Government Printing Office and on compact discs for sale by the Census Bureau. Order forms for all types of products are available on request from Customer Services, Bureau of the Census, Washington, DC 20233-8300. A more complete description of publications being issued from this census is on the inside back cover of this document.

Census facts are also widely disseminated by trade associations, business journals, and newspapers. Volumes containing census statistics are available in most major public and college libraries. Finally, State data centers in every State as well as business and industry data centers in many States also supply economic census statistics.

## WHAT'S NEW IN 1992

The 1992 Economic Census covers more of the economy than any previous census. New for 1992 are data on communications, utilities, finance, insurance, and real estate, as well as coverage of more transportation industries. The economic, agriculture, and governments censuses now collectively cover nearly 98 percent of all economic activity.

Among other changes, new 1992 definitions affect the boundaries of about a third of all metropolitan areas. Also, the Survey of Women-Owned Businesses has now been expanded to include all corporations.

## HISTORICAL INFORMATION

The economic census has been taken as an integrated program at 5-year intervals since 1967 and before that for 1963, 1958, and 1954. Prior to that time, the individual subcomponents of the economic census were taken separately at varying intervals.

The economic census traces its beginnings to the 1810 Decennial Census, when questions on manufacturing were included with those for population. Coverage of economic activities was expanded for 1840 and subsequent censuses to include mining and some commercial activities. In 1902, Congress established a permanent Census Bureau and directed that a census of manufactures be taken every 5 years. The 1905 Manufactures Census was the first time a census was taken apart from the regular every-10-year population census.

The first census of business was taken in 1930, covering 1929. Initially it covered retail and wholesale trade and construction industries, but it was broadened in 1933 to include some of the service trades.

The 1954 Economic Census was the first census to be fully integrated—providing comparable census data across economic sectors, using consistent time periods, concepts, definitions, classifications, and reporting units. It was the first census to be taken by mail, using lists of firms provided by the administrative records of other Federal agencies. Since 1963, administrative records also have been used to provide basic statistics for very small firms, reducing or eliminating the need to send them census questionnaires. The Enterprise Statistics Program, which publishes combined data from the economic census, was made possible with the implementation of the integrated census program in 1954.

The range of industries covered in the economic censuses has continued to expand. The census of construction industries began on a regular basis in 1967, and the scope of service industries was broadened in 1967, 1977, and 1987. The census of transportation began in 1963 as a set of surveys covering travel, transportation of commodities, and trucks, but expanded in 1987 to cover business establishments in several transportation industries. For 1992, these statistics are incorporated into a broadened census of transportation, communications, and utilities. Also new for 1992 is the census of financial, insurance, and real estate industries. This is part of a gradual expansion in coverage of industries previously subjected to government regulation.

The Survey of Minority-Owned Business Enterprises was first conducted as a special project in 1969 and was incorporated into the economic census in 1972 along with the Survey of Women-Owned Businesses.

An economic census has also been taken in Puerto Rico since 1909, in the Virgin Islands of the United States and Guam since 1958, and in the Commonwealth of the Northern Mariana Islands since 1982.

Statistical reports from the 1987 and earlier censuses provide historical figures for the study of long-term time series and are available in some large libraries. All of the census data published since 1967 are still available for sale on microfiche from the Census Bureau.

## AVAILABILITY OF MORE FREQUENT ECONOMIC DATA

While the census provides complete enumerations every 5 years, there are many needs for more frequent data as well. The Census Bureau conducts a number of monthly, quarterly, and annual surveys, with the results appearing in publication series such as Current Business Reports (retail and wholesale trade and service industries), the Annual Survey of Manufactures, Current Industrial Reports, and the Quarterly Financial Report. Most of these surveys, while providing more frequent observations, yield less kind-of-business and geographic detail than the census. The County Business Patterns program offers annual statistics on the number of establishments, employment, and payroll classified by industry within each county.

## SOURCES FOR MORE INFORMATION

More information about the scope, coverage, classification system, data items, and publications for each of the economic censuses and related surveys is published in the *Guide to the 1992 Economic Census and Related Statistics*. More information on the methodology, procedures, and history of the census will be published in the *History of the 1992 Economic Census*. Contact Customer Services for information on availability.

# Census of Wholesale Trade

## GENERAL

The 1992 Census of Wholesale Trade, part of the 1992 Economic Census, covered wholesale trade as defined in the *Standard Industrial Classification Manual: 1987*<sup>1</sup> (SIC). It included all establishments with one or more paid employees primarily engaged in selling merchandise to retailers; other wholesalers; or industrial, commercial, institutional, farm, or professional users. Companies selling products to which they have title, as well as those acting as agents or brokers in buying or selling merchandise to others, are included. The census excluded governmental organizations classified in the covered industries except for wholesale liquor establishments operated by State and local governments.

The basic tabulations in this report do not include data for establishments which are "auxiliary" (primary function is providing a service, such as warehouses) to other establishments within the same organization. Data for auxiliaries are presented in a subsequent report issued as part of the 1992 Enterprise Statistics reports.

Wholesale firms without employees are excluded from the census. In the census of retail trade, the sales of firms with no paid employees are derived from administrative records of other Federal agencies rather than from a direct canvass. These sources proved impractical for wholesale firms without paid employees. In the census of wholesale trade, the sales value is the gross volume of business conducted. Firms which operated wholly or partly on a commission basis must provide both the gross volume of business conducted and commission receipts on census forms. Agents and brokers do not report to other Federal agencies the gross selling value of goods. Moreover, administrative records make no distinction between commission receipts and sales of products by wholesalers.

Appendix A gives a more detailed explanation of census coverage and methodology.

## CENSUS DISCLOSURE RULES

In accordance with Federal law governing census reports, no data are published that would disclose the operations of an individual establishment or business. However, the number of establishments in a kind-of-business

classification is not considered a disclosure, therefore, this information may be released even though other information is withheld.

## GEOGRAPHIC AREAS COVERED

This report series presents data for the following areas:

1. The United States as a whole.
2. Each State and the District of Columbia
3. Each consolidated metropolitan statistical area (CMSA) and primary metropolitan statistical area (PMSA) defined by the Office of Management and Budget (OMB) as of June 30, 1993. A CMSA is an area used to facilitate the presentation and analysis of data for large concentrations of metropolitan populations. It includes two or more contiguous PMSA's which have a population of at least 1,000,000<sup>2</sup> and which meet specific criteria of urban character and of social and economic integration.
4. Each metropolitan statistical area (MSA) defined by the OMB as of June 30, 1993. An MSA is an integrated economic and social unit with a population nucleus of at least 50,000 inhabitants.<sup>2</sup> Each MSA consists of one or more counties meeting standards of metropolitan character; in New England, cities and towns rather than counties are the component geographic units.
5. The area within the State outside metropolitan areas (MA's).
6. Each county or county equivalent.<sup>3</sup> Counties are the primary divisions of States, except in Louisiana where they are called parishes and in Alaska where they are called boroughs and census areas. Maryland, Missouri, Nevada, and Virginia have one place or more that is independent of any county organization and constitutes primary divisions of their States. These places are treated as counties and as places.
7. Each consolidated city.<sup>3</sup> Consolidated cities are consolidated governments which consists of separately incorporated municipalities.
8. Each municipality of 2,500 inhabitants or more incorporated as a city, borough, village, or town.<sup>2 3</sup>

<sup>1</sup>*Standard Industrial Classification Manual: 1987*. For sale by Superintendent of Documents, U.S. Government Printing Office, Washington, DC 20402. Stock No. 041-001-00314-2.

<sup>2</sup>According to 1990 Census of Population or subsequent special census.

<sup>3</sup>Those defined as of January 1, 1992.

For the economic census, boroughs and census areas in Alaska, and boroughs in New York, are not included in this category.

9. Special economic urban areas (SEUA's), which include townships in Michigan, New Jersey, and Pennsylvania and towns in New York, Wisconsin, and the six New England States with 10,000 inhabitants or more.<sup>4</sup>

## DOLLAR VALUES

All dollar values presented in this report are expressed in current dollars, i.e., 1992 data are expressed in 1992 dollars and 1987 data in 1987 dollars. Consequently, when making comparisons to prior years, users of the data should consider the inflation that has occurred

## RELIABILITY OF DATA

All data compiled in this report originated from either census questionnaires or administrative records of other Federal agencies and, therefore, are not subject to sampling errors. However, the data are subject to nonsampling errors. Nonsampling errors can be attributed to many sources: inability to identify all cases in the actual universe; definition and classification difficulties; differences in the interpretation of questions; errors in recording or coding the data obtained; and other errors of collection, response, coverage, and estimation for missing or misreported data.

The accuracy of these tabulated data is determined by the joint effects of the various nonsampling errors. No direct measurement of these effects has been obtained except for estimation for missing or misreported data; however, precautionary steps were taken in all phases of the collection, processing, and tabulation of the data in an effort to minimize the effects of nonsampling errors.

The Census Bureau obtains on computer tape limited information extracted from administrative records of other Federal agencies. This information is used in conjunction with other information available to the Census Bureau to develop estimates for nonemployers, small employers, and other establishments for which responses were not received in time for publication. For an indication of the extent that data included in these reports were obtained from the administrative records of other Federal agencies and from estimation, rather than reports directly from respondents, see appendix E. Also, see appendix A for a more detailed explanation of census coverage and methodology.

## SPECIAL TABULATIONS

Special tabulations of data collected in the 1992 Census of Wholesale Trade may be obtained, depending on availability of time and personnel, on diskette, computer tape,

<sup>4</sup>According to 1990 Census of Population or subsequent special census.

or in tabular form. The data will be in summary form and subject to the same rules prohibiting disclosure of confidential information (including name, address, kind of business, or other data for individual business establishments or companies) as are the regular publications.

Special tabulations are prepared on a cost basis. A request for a cost estimate, as well as exact specifications on the type and format of the data to be provided, should be directed to the Chief, Services Division, Bureau of the Census, Washington, DC 20233.

To discuss a special tabulation before submitting specifications, call 1-800-541-8345.

## ABBREVIATIONS AND SYMBOLS

The following abbreviations and symbols are used in this publication:

–	Represents zero.
(D)	Withheld to avoid disclosing data for individual companies; data are included in broader kind-of-business totals.
(IC)	Independent city.
(NA)	Not available.
(NC)	Not comparable.
(X)	Not applicable.
CMSA	Consolidated metropolitan statistical area.
MA	Metropolitan area.
MSA	Metropolitan statistical area.
n.e.c.	Not elsewhere classified.
PMSA	Primary metropolitan statistical area.
pt.	Part.
r	Revised.
SEUA	Standard economic urban area.
SIC	Standard Industrial Classification.

The following symbols are used in this publication to show employment size ranges for employment data that has been withheld to avoid disclosing data for individual companies (employment size range codes are provided for the first time in the 1992 Economic Census):

Symbol	Employment size
AA	0—19
BB	20—99
CC	100—249
EE	250—499
FF	500—999
GG	1,000—2,499
HH	2,500—4,999
II	5,000—9,999
JJ	10,000—24,999
KK	25,000—49,999
LL	50,000—99,999
MM	100,000 or more



# Users' Guide for Locating Statistics in This Report by Table Number

Information shown in tables	Table									
	1	2	3	4	5	6	7	8	9	10
<b>GEOGRAPHIC AREAS</b>										
The State .....	X	X	X						X	X
Metropolitan Areas (MA's) in the State.....							X			
Area of the State not in any MA .....								X		
Counties in the State .....				X						X
Places in the State .....				<sup>2</sup> X	<sup>1</sup> X	<sup>1</sup> X			<sup>2</sup> X	
<b>DATA ITEMS<sup>3</sup></b>										
Establishments.....	X		X	<sup>4</sup> X	<sup>4</sup> X	<sup>4</sup> X	<sup>4</sup> X	<sup>4</sup> X		
Sales .....	X		X	<sup>4</sup> X	<sup>4</sup> X	<sup>4</sup> X	<sup>4</sup> X	<sup>4</sup> X	X	X
Annual payroll .....	X		X	<sup>4</sup> X	<sup>4</sup> X	<sup>4</sup> X	<sup>4</sup> X	<sup>4</sup> X		
First-quarter payroll.....	X									
Paid employees for pay period including March 12, 1992 .....	X		X	<sup>5</sup> X	<sup>5</sup> X	<sup>5</sup> X	<sup>5</sup> X	<sup>5</sup> X		
Inventories .....	X									
Operating expenses .....	X									
Sales per establishment.....		X								
Sales per employee .....		X								
Annual payroll per employee.....		X								
Annual payroll as a percent of operating expenses.....		X								
Employees per establishment.....		X								
Operating expenses as a percent of sales .....		X								
End-of-year inventories as a percent of sales....		X								
1987 to 1992 comparative statistics (sales, payroll, etc.).....			X							
Counties ranked by volume of sales .....										X
Places ranked by volume of sales.....									<sup>2</sup> X	

<sup>1</sup>Includes areas with 200 wholesale establishments or more.

<sup>2</sup>Includes places with 2,500 inhabitants or more, according to the 1990 Census of Population.

<sup>3</sup>See Explanation of Terms, appendix A.

<sup>4</sup>Manufacturers' sales branches and offices, and agents, brokers, and commission merchants are combined and displayed as "other types of operation."

<sup>5</sup>Presented for total and merchant wholesalers only.

# Users' Guide for Locating Statistics in the 1992 Census of Wholesale Trade Reports

Report and geographic area	Information shown in reports by kind of business or industry category										
	Number of establishments	Sales (\$1,000)	Payroll (\$1,000)	Number of employees	Inventories (\$1,000)	Operating expenses (\$1,000)	Commodity line sales (\$1,000)	Sales size and employment size <sup>1</sup>	Legal form of organization	Petroleum bulk stations and terminals	Selected topics
<b>GEOGRAPHIC AREA SERIES</b>											
United States .....	X	X	X	X	X	X	X				
State .....	X	X	X	X	X	X	X				
MA .....	X	X	X	X	X						
County .....	X	X	X	X	X						
Place .....	X	X	X	X	X						
<b>ESTABLISHMENT AND FIRM SIZE (INCLUDING LEGAL FORM OF ORGANIZATION)</b>											
United States .....	X	X	<sup>2</sup> X	<sup>2</sup> X	<sup>2</sup> X	<sup>2</sup> X		X	X		
<b>MEASURES OF VALUE PRODUCED, CAPITAL EXPENDITURES, DEPRECIABLE ASSETS, AND OPERATING EXPENSES</b>											
United States <sup>2</sup> .....		X	X		X	X			X		<sup>3</sup> X
<b>COMMODITY LINE SALES</b>											
United States .....	X	X					X				
State <sup>4</sup> .....	X	X					X				
MA <sup>4</sup> .....	X	X					X				
<b>MISCELLANEOUS SUBJECTS</b>											
United States .....	X	X	X	X	X	X				X	<sup>5</sup> X
State .....					X	X				X	
County .....					X	X				X	

<sup>1</sup>Establishments and firms.

<sup>2</sup>Merchant wholesalers only.

<sup>3</sup>Value produced, capital expenditures, depreciable assets, and selected operating expenses detail.

<sup>4</sup>Available on CD ROM only.

<sup>5</sup>Class of customer; employment by principal activity; detailed type of operation; inventory detail; commissions of agents and brokers; and gross margins, gross profits, and their components of merchant wholesalers.

# Contents

## Missouri

[Page numbers listed here omit the prefix that appears as part of the number of each page]

	Page
Introduction to the Economic Census .....	III
Census of Wholesale Trade .....	V
Users' Guide for Locating Statistics in This Report by Table Number .....	VII
Users' Guide for Locating Statistics in the 1992 Census of Wholesale Trade Reports ...	VIII
Summary of Findings .....	2

### FIGURES

1. Percent of Wholesale Sales by Type of Operation: 1992 and 1987 .....	3
2. Wholesale Sales by Industry Group: 1992 and 1987 .....	4
3. Wholesale Employment by Industry Group: 1992 and 1987 .....	5
Maps .....	6

### TABLES

1. Summary Statistics for the State: 1992 .....	9
2. Selected Ratios for the State: 1992 .....	18
3. Comparative Statistics for the State: 1992 and 1987 .....	22
4. Summary Statistics for Counties and for Places With 2,500 Inhabitants or More: 1992 .....	25
5. Summary Statistics for Places With 200 Establishments or More: 1992 .....	31
6. Summary Statistics for Counties With 200 Establishments or More: 1992 .....	36
7. Summary Statistics for Metropolitan Areas: 1992 .....	41
8. Summary Statistics for the Area Outside Metropolitan Areas: 1992 .....	47
9. Places With 2,500 Inhabitants or More Ranked by Volume of Sales: 1992 .....	48
10. Counties Ranked by Volume of Sales: 1992 .....	50

### APPENDIXES

A. General Explanation .....	A-1
B. Sample Report Form and Instructions .....	B-1
C. Kind-of-Business Titles and Reporting-Form Numbers .....	C-1
D. Metropolitan Areas .....	D-1
E. Percent of Sales Data Based on Administrative Records and Estimation for the State: 1992 .....	E-1
F. Geographic Notes .....	F-1
G. Establishments in Business Any Time During Year and Establishments in Business at End of Year for the State: 1992 and 1987 .....	G-1

Publication Program .....

Inside back cover

## Summary of Findings

Missouri had 11,236 wholesale establishments in 1992 with \$68.4 billion in sales. This represents a 5.0 percent increase in wholesale establishments and a 27.8 percent increase in sales over 1987 according to the 1992 Census of Wholesale Trade conducted by the Bureau of the Census, U.S. Department of Commerce.

Merchant wholesalers accounted for 82.7 percent or 9,294 of the total establishments and 57.9 percent or \$39.6 billion of the total sales in 1992 compared with 82.3 percent of the establishments and 56.3 percent of the sales in 1987. Manufacturers' sales branches and offices with 803 establishments and \$19.9 billion in sales and agents, brokers, and commission merchants with 1,139 establishments and \$8.9 billion in sales made up the rest of the wholesale trade total in 1992.

Automobiles and other motor vehicles wholesalers were the largest group of wholesalers by kind of business in terms of sales with \$7.1 billion followed by grain and field beans wholesalers with \$5.3 billion and general-line groceries wholesalers with \$3.5 billion. Out of 69 kind of business groups, these three accounted for 23.1 percent of the total sales in the State.

Annual payroll for all wholesalers in the State was up from \$2.8 billion in 1987 to \$3.6 billion in 1992. Merchant wholesalers had annual payroll of \$2.7 billion in 1992 while manufacturers' sales branches and offices recorded \$697.6 million and agents, brokers, and commission merchants had \$205.2 million.

Employment by all wholesalers in Missouri as of mid-March 1992 was 129,640, an increase of 3.5 percent since 1987. Merchant wholesalers with 103,828 employees accounted for 80.1 percent of the total wholesale employment in 1992 compared with 80.9 percent in 1987.

Inventories of \$4.5 billion were held at wholesale establishments in the State at the end of 1992. Merchant wholesalers held 86.9 percent of these inventories while manufacturers' sales branches and sales offices held 12.9 percent and agent, brokers, and commission merchants held .2 percent. Inventories of all wholesalers increased during 1992 by 4.9 percent while those of merchant wholesalers increased 4.0 percent.

Payroll per employee in the State averaged \$27.4 thousand for all wholesalers in 1992, an increase of 21.7 percent since 1987. Merchant wholesalers averaged \$25.5 thousand per employee while manufacturers' sales branches and offices was \$37.0 thousand and agents, brokers, and commission merchants were \$29.5 thousand in 1992.

Annual payroll as a percent of operating expenses for all wholesalers increased from 49.3 percent in 1987 to 49.6 percent in 1992. The ratio for merchant wholesalers was 50.0 percent; for manufacturers' sales branches and offices it was 46.8 percent; and for agents, brokers and commission merchants it was 56.1 percent.

**Figure 1. Percent of Wholesale Sales by Type of Operation: 1992 and 1987**

(Percents may not add to 100 because of rounding. For meaning of abbreviations and symbols, see introductory text)

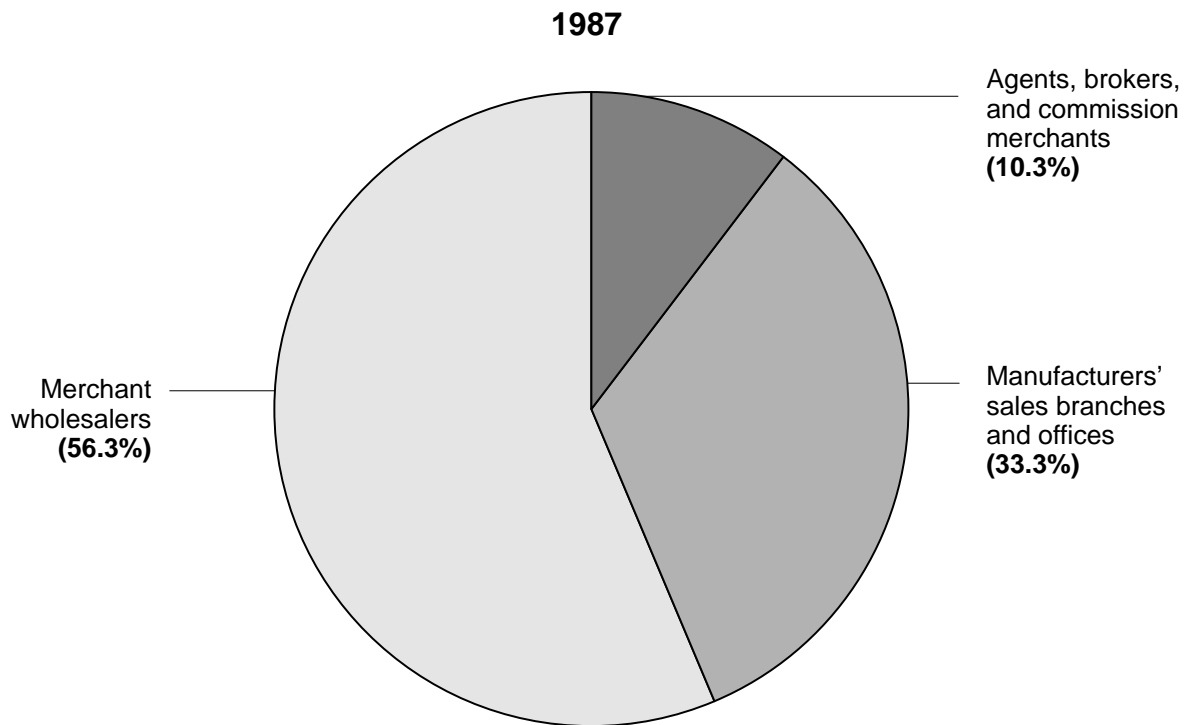
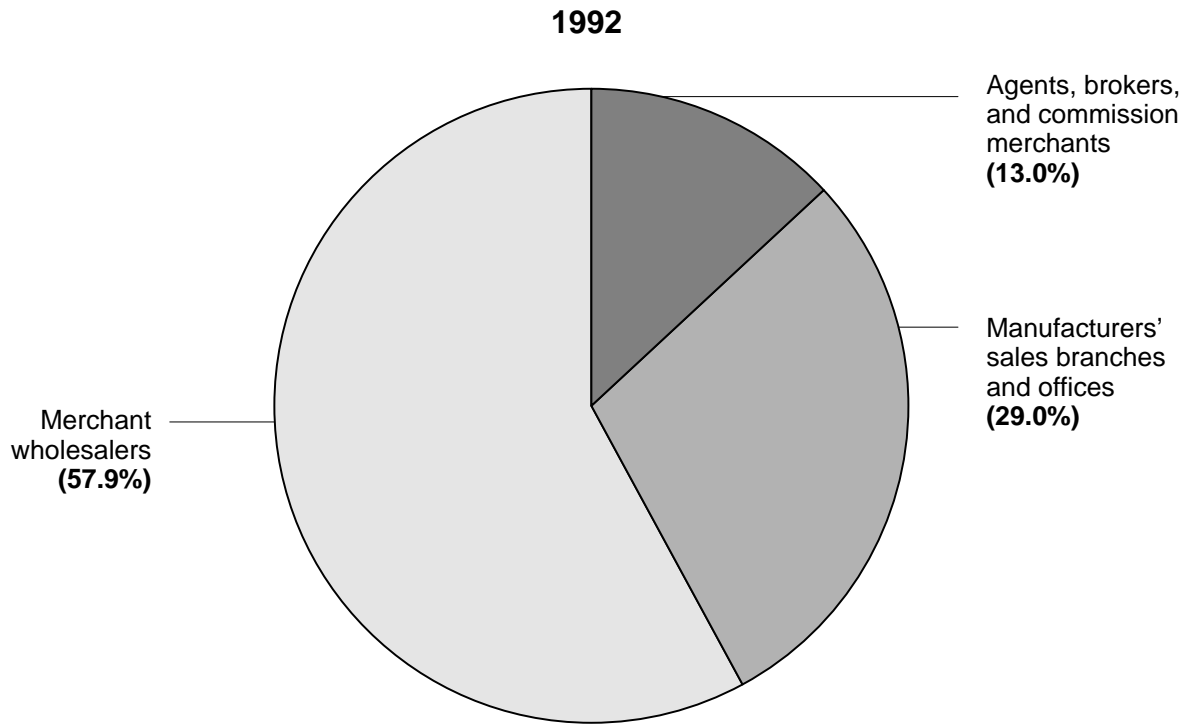




Figure 2. **Wholesale Sales by Industry Group: 1992 and 1987**  
 (Millions of dollars. For meaning of abbreviations  
 and symbols, see introductory text)

1992   
 1987 

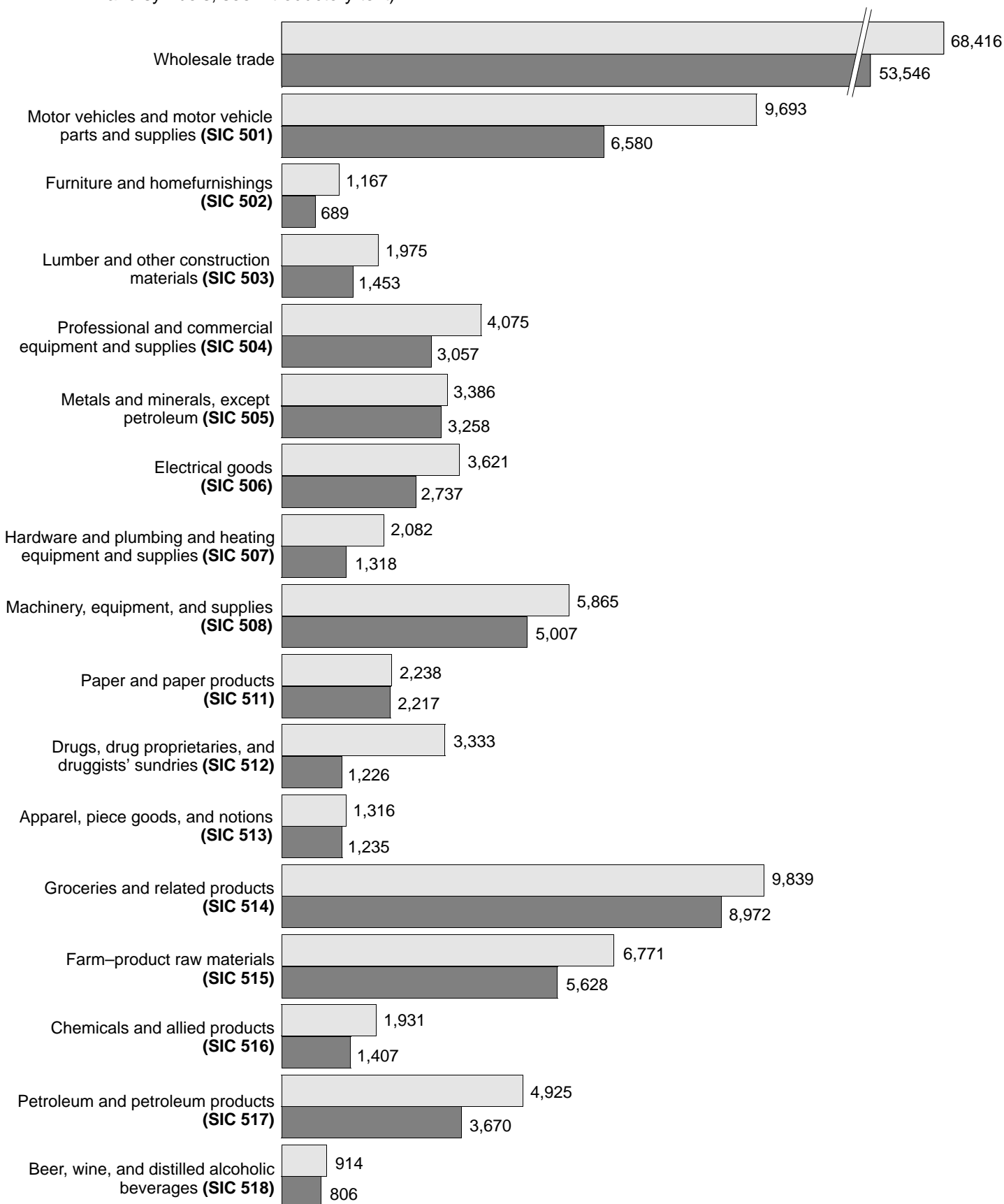


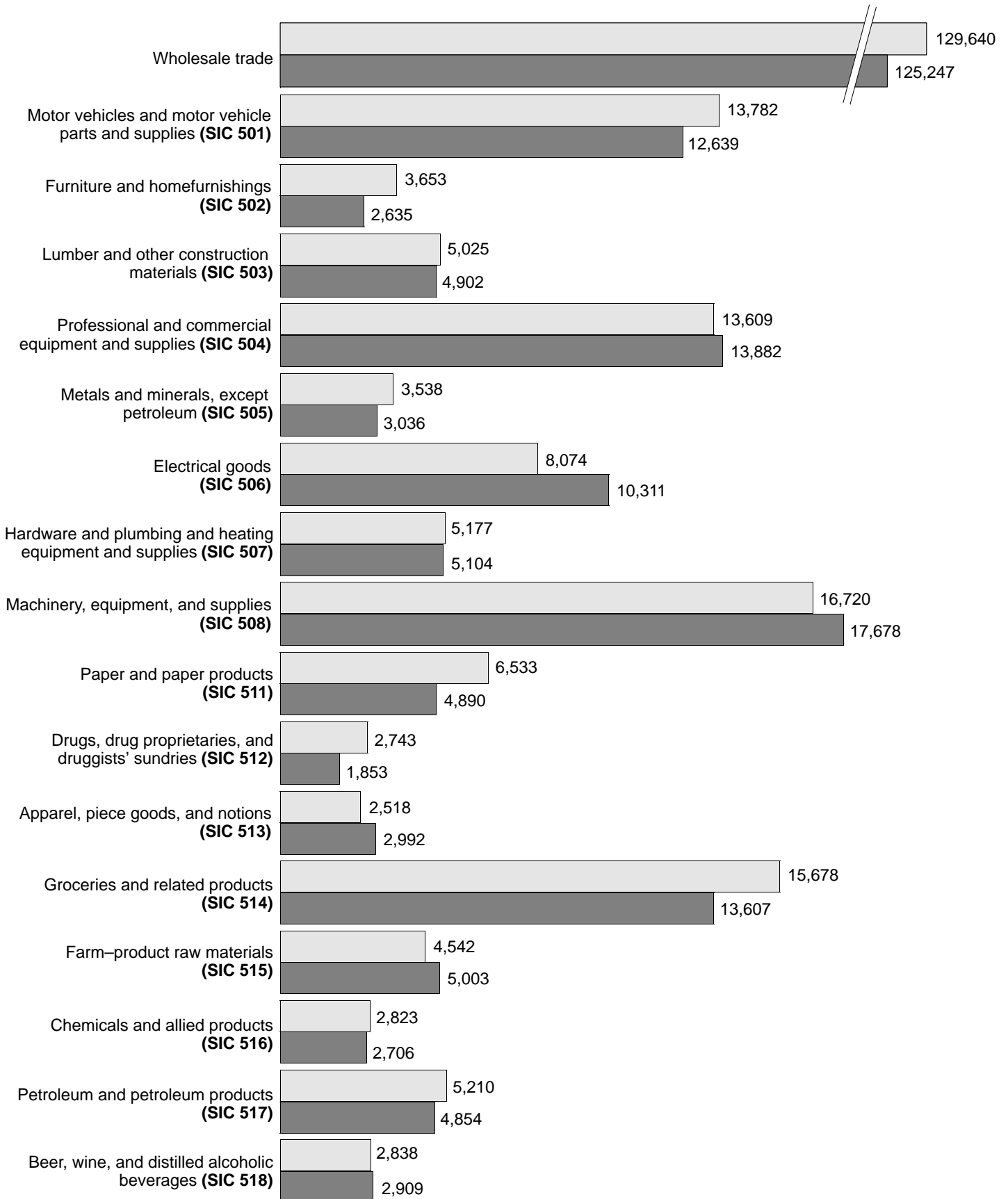


Figure 3. **Wholesale Employment by Industry Group: 1992 and 1987**  
 (Number. For meaning of abbreviations and symbols, see introductory text)

1992   
 1987 







**Table 1. Summary Statistics for the State: 1992**

[For meaning of abbreviations and symbols, see introductory text. For explanation of terms and comparability of 1987 and 1992 censuses, see appendix A]

SIC code	Type of operation and kind of business	Estab-lish-ments (number)	Sales (\$1,000)	Annual payroll (\$1,000)	First-quarter payroll (\$1,000)	Paid employees for pay period including March 12 (number)	Operating expenses (\$1,000)	End-of-1991 inventories (\$1,000)	End-of-1992 inventories (\$1,000)
	<b>Wholesale trade</b> .....	<b>11 236</b>	<b>68 415 829</b>	<b>3 553 289</b>	<b>842 672</b>	<b>129 640</b>	<b>7 162 213</b>	<b>4 266 651</b>	<b>4 475 459</b>
	<b>TYPES OF OPERATION</b>								
	<b>Merchant wholesalers</b> .....	<b>9 294</b>	<b>39 645 423</b>	<b>2 650 544</b>	<b>620 734</b>	<b>103 828</b>	<b>5 306 151</b>	<b>3 737 410</b>	<b>3 888 222</b>
	Wholesale distributors and jobbers .....	8 814	33 074 820	2 464 972	578 210	97 255	4 791 960	3 262 795	3 382 615
	Importers .....	160	1 771 058	117 337	26 277	3 642	360 938	243 062	262 042
	Exporters .....	71	3 011 622	27 646	7 005	848	51 778	59 592	64 377
	Terminal grain elevators .....	23	519 146	5 153	1 195	221	15 373	82 761	75 862
	Country grain elevators .....	139	664 929	21 654	5 147	1 175	58 356	73 102	86 245
	Assemblers of farm products, except country grain elevators .....	87	603 848	13 782	2 900	687	27 746	16 098	17 081
	<b>Manufacturers' sales branches and sales offices</b> .....	<b>803</b>	<b>19 867 094</b>	<b>697 590</b>	<b>175 932</b>	<b>18 846</b>	<b>1 490 258</b>	<b>520 380</b>	<b>578 001</b>
	Sales branches (with stock) .....	483	7 147 776	480 193	121 116	13 547	1 064 479	520 380	578 001
	Sales offices (without stock) .....	320	12 719 318	217 397	54 816	5 299	425 779	-	-
	<b>Agents, brokers, and commission merchants</b> ....	<b>1 139</b>	<b>8 903 312</b>	<b>205 155</b>	<b>46 006</b>	<b>6 966</b>	<b>365 804</b>	<b>8 861</b>	<b>9 236</b>
	Auction companies .....	85	2 079 297	20 850	5 334	2 088	38 884	402	617
	Brokers .....	169	(D)	(D)	(D)	GG	(D)	(D)	(D)
	Commission merchants .....	141	1 078 265	24 003	4 936	768	44 022	1 117	1 063
	Import agents .....	9	(D)	(D)	(D)	CC	(D)	(D)	(D)
	Export agents .....	5	12 834	401	93	18	939	-	-
	Manufacturers' agents .....	730	3 610 407	109 879	24 047	2 902	200 870	6 609	6 500
	<b>TYPES OF OPERATION BY KIND OF BUSINESS</b>								
	<b>Wholesale trade</b> .....	<b>11 236</b>	<b>68 415 829</b>	<b>3 553 289</b>	<b>842 672</b>	<b>129 640</b>	<b>7 162 213</b>	<b>4 266 651</b>	<b>4 475 459</b>
<b>50</b>	<b>Durable goods</b> .....	<b>6 947</b>	<b>33 513 264</b>	<b>2 181 829</b>	<b>519 196</b>	<b>75 119</b>	<b>4 294 806</b>	<b>2 585 111</b>	<b>2 719 425</b>
501	Motor vehicles and motor vehicle parts and supplies .....	1 276	9 692 676	330 024	78 252	13 782	651 381	565 728	610 353
5012	Automobiles and other motor vehicles .....	244	7 069 977	129 870	30 229	4 849	227 711	205 191	222 591
	Automobiles, light trucks, motorcycles, buses, and recreational vehicles .....	154	6 295 482	68 201	15 832	2 826	129 144	127 864	131 178
	Automobiles and motorcycles .....	128	3 418 753	40 720	9 789	2 187	86 325	53 121	42 474
	Buses and recreational vehicles .....	11	116 831	9 085	1 858	233	14 057	32 252	37 294
	Light trucks and vans (14,000 lb or less) .....	15	2 759 898	18 396	4 185	406	28 762	42 491	51 410
	Medium and heavy trucks and tractors (over 14,000 lb) .....	90	774 495	61 669	14 397	2 023	98 567	77 327	91 413
	Medium trucks (14,001 lb to 26,000 lb) .....	19	33 062	3 588	817	81	8 194	3 706	4 577
	Heavy trucks and tractors (over 26,000 lb) .....	71	741 433	58 081	13 580	1 874	90 373	73 621	86 836
5013	Motor vehicle supplies and new parts .....	709	2 134 698	152 340	36 806	6 595	325 421	309 476	330 014
	Motor vehicle supplies and new parts —warehouse distributors .....	154	567 194	34 137	7 460	1 380	85 263	68 296	68 887
	Motor vehicle supplies and new parts —jobbers .....	542	1 538 921	113 787	28 244	5 054	233 418	237 085	257 262
	Petroleum products marketing equipment .....	13	28 583	4 416	1 102	161	6 740	4 095	3 865
5014	Tires and tubes .....	112	400 292	31 010	7 287	1 333	64 914	40 211	46 164
5015	Motor vehicle parts, used .....	211	87 709	16 804	3 930	1 005	33 335	10 850	11 584
502	Furniture and homefurnishings .....	309	1 166 877	96 714	22 548	3 653	259 355	106 090	126 464
5021	Furniture .....	136	519 633	39 575	9 372	1 435	74 736	26 174	26 386
	Household and lawn furniture .....	49	130 320	7 422	1 742	255	17 410	9 706	8 396
	Office and business furniture .....	87	389 313	32 153	7 630	1 180	57 326	16 468	17 990
5023	Homefurnishings .....	173	647 244	57 139	13 176	2 218	184 619	79 916	100 078
	Household china, glassware, and crockery .....	16	52 942	3 210	689	126	6 750	9 258	11 283
	Linens, domestics, draperies, and curtains .....	30	154 579	6 111	1 337	268	12 296	5 649	5 847
	Floor coverings .....	71	171 439	22 595	5 128	798	41 874	20 637	21 818
	Other homefurnishings .....	56	268 284	25 223	6 022	1 026	123 699	44 372	61 130
503	Lumber and other construction materials .....	450	1 974 586	139 748	31 853	5 025	273 957	142 392	152 106
5031	Lumber, plywood, millwork, and wood panels .....	202	1 167 719	71 872	16 012	2 581	133 231	81 291	98 853
	Lumber—without yard .....	41	138 030	9 643	1 898	283	17 775	7 075	8 014
	Lumber—with yard .....	46	198 840	16 890	3 692	661	33 633	21 356	27 711
	Plywood, millwork, and wood panels .....	115	830 849	45 339	10 422	1 637	81 823	52 860	63 128
5032	Brick, stone, and related construction materials .....	75	239 989	18 169	4 560	657	42 293	18 257	14 822
	Brick, block, tile, clay/cement sewer pipe .....	35	146 514	9 578	2 698	332	24 852	13 748	10 546
	Sand, gravel, and stone .....	26	33 230	5 370	1 079	197	10 678	1 502	1 644
	Cement, lime, and related products .....	14	60 245	3 221	783	128	6 763	3 007	2 632
5033	Roofing, siding, and insulation materials .....	73	359 727	31 923	6 736	1 064	61 216	28 218	24 628
5039	Construction materials, n.e.c. .....	100	207 151	17 784	4 545	723	37 217	14 626	13 803
	Flat glass and other construction glass .....	15	25 060	4 113	954	153	8 153	2 295	2 160
	Other construction materials .....	85	182 091	13 671	3 591	570	29 064	12 331	11 643

**WHOLESALE TRADE—GEOGRAPHIC AREA SERIES**

**MISSOURI MO-9**

Table 1. Summary Statistics for the State: 1992 —Con.

[For meaning of abbreviations and symbols, see introductory text. For explanation of terms and comparability of 1987 and 1992 censuses, see appendix A]

SIC code	Type of operation and kind of business	Establishments (number)	Sales (\$1,000)	Annual payroll (\$1,000)	First-quarter payroll (\$1,000)	Paid employees for pay period including March 12 (number)	Operating expenses (\$1,000)	End-of-1991 inventories (\$1,000)	End-of-1992 inventories (\$1,000)
<b>TYPES OF OPERATION BY KIND OF BUSINESS — Con.</b>									
<b>Wholesale trade —Con.</b>									
<b>50</b>	<b>Durable goods —Con.</b>								
504	Professional and commercial equipment and supplies -----	964	4 075 157	484 580	117 314	13 609	945 534	279 981	286 214
5043	Photographic equipment and supplies -----	34	(D)	(D)	(D)	EE	(D)	(D)	(D)
5044	Office equipment -----	195	462 736	89 972	21 385	3 218	151 948	34 973	37 715
5045	Computers and computer peripheral equipment and software -----	276	(D)	(D)	(D)	HH	(D)	(D)	(D)
	Computers and peripheral equipment (selling primarily to business customers) -----	244	1 445 124	181 389	45 378	3 931	358 402	58 975	58 843
	Computers and peripheral equipment sold for resale -----	61	279 583	12 282	3 012	394	28 150	11 742	12 435
	Computers and peripheral equipment sold for end use -----	183	1 165 541	169 107	42 366	3 537	330 252	47 233	46 408
	Computer software (prepackaged, off-the-shelf) -----	32	(D)	(D)	(D)	EE	(D)	(D)	(D)
5046	Commercial equipment, n.e.c. -----	111	243 511	25 751	6 293	885	46 392	20 544	19 555
	Restaurant and hotel equipment and supplies -----	67	162 822	14 930	3 645	536	26 752	9 525	10 627
	Store machines and equipment -----	44	80 689	10 821	2 648	349	19 640	11 019	8 928
5047	Medical, dental, and hospital equipment and supplies ---	246	1 383 560	126 845	29 949	3 370	266 634	123 198	125 938
	Medical and hospital equipment and supplies -----	226	1 342 476	119 776	28 265	3 138	253 421	118 169	120 870
	Dental equipment and supplies -----	20	41 084	7 069	1 684	232	13 213	5 029	5 068
5048	Ophthalmic goods -----	36	31 799	6 448	1 442	302	12 125	3 537	3 820
5049	Professional equipment and supplies, n.e.c. -----	66	219 683	23 403	5 563	991	52 044	22 739	23 305
	Religious and school supplies -----	16	65 691	8 516	1 932	435	24 605	10 485	11 364
	Other professional equipment and supplies, n.e.c. ---	50	153 992	14 887	3 631	556	27 439	12 254	11 941
505	Metals and minerals, except petroleum -----	293	3 386 422	113 507	28 485	3 538	243 261	170 250	173 463
5051	Metals service centers and offices -----	283	3 272 117	110 145	27 864	3 446	237 103	166 923	170 765
	Ferrous metals service centers and offices -----	224	1 689 119	91 230	23 133	2 861	196 663	132 001	135 021
	Ferrous metals service centers -----	146	819 863	70 708	17 846	2 298	155 622	132 001	135 021
	Ferrous metals sales offices -----	78	869 256	20 522	5 287	563	41 041	-	-
	Nonferrous metals service centers and offices -----	59	1 582 998	18 915	4 731	585	40 440	34 922	35 744
	Nonferrous metals service centers -----	40	654 809	15 258	3 858	453	33 081	34 922	35 744
	Nonferrous metals sales offices -----	19	928 189	3 657	873	132	7 359	-	-
5052	Coal and other minerals and ores -----	10	114 305	3 362	621	92	6 158	3 327	2 698
	Coal -----	6	(D)	(D)	(D)	BB	(D)	(D)	(D)
	Other minerals and ores -----	4	(D)	(D)	(D)	BB	(D)	(D)	(D)
506	Electrical goods -----	774	3 621 370	255 802	61 118	8 074	473 479	253 532	281 027
5063	Electrical apparatus and equipment, wiring supplies, and construction materials -----	417	1 709 648	127 372	30 513	4 159	227 958	126 187	132 087
5064	Electrical appliances, television and radio sets -----	74	649 886	30 248	6 622	841	72 960	45 694	50 280
5065	Electronic parts and equipment, n.e.c. -----	283	1 261 836	98 182	23 983	3 074	172 561	81 651	98 660
	Communications equipment -----	124	594 814	60 747	14 821	1 901	100 537	54 913	50 146
	Other electronic parts and equipment -----	159	667 022	37 435	9 162	1 173	72 024	26 738	48 514
507	Hardware, and plumbing and heating equipment and supplies -----	545	2 082 216	145 923	34 999	5 177	286 255	221 322	220 567
5072	Hardware -----	167	1 167 023	56 817	13 873	2 123	110 771	105 675	107 117
5074	Plumbing and heating equipment and supplies (hydronics) -----	219	457 475	45 048	10 309	1 723	86 908	66 663	64 501
5075	Warm air heating and air-conditioning equipment and supplies -----	117	286 577	33 106	8 081	1 008	62 174	39 812	37 711
5078	Refrigeration equipment and supplies -----	42	171 141	10 952	2 736	323	26 402	9 172	11 238
508	Machinery, equipment, and supplies -----	1 686	5 865 002	488 331	116 487	16 720	897 437	727 772	738 657
5082	Construction and mining (except petroleum) machinery and equipment -----	117	579 652	65 819	15 656	2 100	121 889	176 447	184 847
5083	Farm and garden machinery and equipment -----	385	1 621 880	82 468	19 142	3 753	156 872	253 457	252 160
	Farm machinery and equipment —farm dealers -----	288	589 682	48 858	11 230	2 588	93 853	205 053	208 129
	Farm machinery and equipment —wholesale distributors -----	62	902 050	22 599	5 498	744	41 510	24 432	19 283
	Lawn and garden machinery and equipment -----	35	130 148	11 011	2 414	421	21 509	23 972	24 748
5084	Industrial machinery and equipment -----	562	1 656 116	176 334	41 942	5 193	322 031	142 759	141 203
	Food-processing machinery and equipment -----	32	158 044	21 899	5 529	509	38 937	16 271	14 963
	General-purpose industrial machinery, equipment, and parts -----	221	614 028	59 697	14 199	1 903	108 929	51 340	52 292
	Metalworking machinery and equipment -----	56	154 482	14 271	3 474	405	26 824	18 287	15 980
	Materials handling equipment -----	102	235 319	39 792	9 083	1 258	67 486	22 585	22 159
	Oil well, oil refinery, and pipeline machinery, equipment, and supplies -----	11	41 257	3 077	551	85	5 393	2 036	2 618
	Other industrial machinery and equipment -----	140	452 986	37 598	9 106	1 033	74 462	32 240	33 191
5085	Industrial supplies -----	348	1 470 631	113 321	27 056	3 575	199 688	100 748	97 707
	General-line industrial supplies -----	57	102 642	14 570	3 472	560	26 104	11 540	11 718
	Mechanical power transmission supplies -----	63	152 890	14 100	3 478	493	25 325	13 820	12 631
	Hydraulic and pneumatic (fluid-power) parts, accessories, and supplies -----	36	205 035	22 190	5 293	576	35 608	19 513	16 229
	Welding supplies -----	37	76 116	10 343	2 469	422	19 519	8 306	8 492
	Industrial containers and supplies -----	37	436 201	13 930	3 457	412	23 732	8 006	6 698
	Industrial valves and fittings, except fluid-power -----	30	87 669	9 790	2 158	276	17 498	14 641	17 056
	Other industrial supplies -----	88	410 078	28 398	6 729	836	51 902	24 922	24 883
5087	Service establishment equipment and supplies -----	187	199 313	32 509	7 843	1 403	57 503	20 558	21 028
	Beauty and barber equipment and supplies -----	56	36 269	6 851	1 633	400	11 819	4 759	5 400
	Custodial (janitors') equipment and supplies -----	61	77 405	17 861	4 368	637	29 698	8 569	8 398
	Laundry and drycleaning equipment and supplies -----	20	21 323	2 630	616	92	5 291	2 172	2 093
	Other service establishment equipment and supplies ---	50	64 316	5 167	1 226	274	10 695	5 058	5 137

**Table 1. Summary Statistics for the State: 1992 —Con.**

[For meaning of abbreviations and symbols, see introductory text. For explanation of terms and comparability of 1987 and 1992 censuses, see appendix A]

SIC code	Type of operation and kind of business	Estab-lish-ments (number)	Sales (\$1,000)	Annual payroll (\$1,000)	First-quarter payroll (\$1,000)	Paid employees for pay period including March 12 (number)	Operating expenses (\$1,000)	End-of-1991 inventories (\$1,000)	End-of-1992 inventories (\$1,000)
<b>TYPES OF OPERATION BY KIND OF BUSINESS —Con.</b>									
<b>Wholesale trade —Con.</b>									
<b>50</b>	<b>Durable goods —Con.</b>								
508	Machinery, equipment, and supplies —Con.								
5088	Transportation equipment and supplies, except motor vehicles -----	87	337 410	17 880	4 848	696	39 454	33 803	41 712
	Aircraft and aeronautical equipment and supplies -----	46	232 514	10 784	2 608	359	20 830	15 535	15 024
	Marine machinery, equipment, and supplies -----	11	49 611	1 736	943	133	9 814	14 885	14 834
	Other transportation equipment and supplies -----	30	55 285	5 360	1 297	204	8 810	3 383	11 854
509	Miscellaneous durable goods -----	650	1 648 958	127 200	28 140	5 541	264 147	118 044	130 574
5091	Sporting and recreational goods and supplies -----	123	483 491	22 661	4 947	1 056	49 320	40 013	43 636
5092	Toys and hobby goods and supplies -----	68	160 409	13 639	2 892	571	29 704	13 684	17 882
5093	Scrap and waste materials -----	200	570 578	48 049	11 301	2 132	98 478	15 615	15 764
	Iron and steel scrap processors and dealers -----	73	267 732	15 584	3 923	616	34 302	5 373	4 978
	Iron and steel scrap processing (using power processing equipment) -----	32	105 781	11 938	3 115	408	26 008	4 604	4 179
	Iron and steel scrap dealers (not using power processing equipment) -----	41	161 951	3 646	808	208	8 294	769	799
	Nonferrous recyclable materials -----	127	302 846	32 465	7 378	1 516	64 176	10 242	10 786
5094	Jewelry, watches, precious stones, and precious metals -----	83	141 114	20 552	3 794	751	34 879	19 276	19 443
	Jewelry, watches, diamonds, precious stones, and silverware -----	75	130 299	19 841	3 583	720	33 349	18 223	18 573
	Precious metals (excluding ores) -----	8	10 815	711	211	31	1 530	1 053	870
5099	Durable goods, n.e.c. -----	176	293 366	22 299	5 206	1 031	51 766	29 456	33 849
	Musical instruments and supplies -----	15	21 297	3 325	727	92	6 985	2 054	2 082
	Forest products, except lumber -----	20	45 150	2 091	499	107	6 175	4 909	3 113
	General merchandise —durable -----	41	39 895	4 246	1 009	278	8 724	6 885	7 559
	Compact disks, prerecorded audio tapes, and phonograph records -----	30	97 729	6 530	1 645	299	17 063	12 650	16 961
	Fire extinguishers and fire safety equipment -----	14	8 240	1 462	379	66	2 808	757	832
	Other durable goods -----	56	81 055	4 645	947	189	10 011	2 201	3 302
<b>51</b>	<b>Nondurable goods -----</b>	<b>4 289</b>	<b>34 902 565</b>	<b>1 371 460</b>	<b>323 476</b>	<b>54 521</b>	<b>2 867 407</b>	<b>1 681 540</b>	<b>1 756 034</b>
511	Paper and paper products -----	466	2 238 291	186 799	45 546	6 533	338 572	143 890	191 545
5111	Printing and writing paper -----	64	697 551	31 763	7 847	917	67 305	35 874	32 423
5112	Stationery and office supplies -----	272	882 388	103 843	25 523	4 058	177 182	77 204	128 252
5113	Industrial and personal service paper -----	130	658 352	51 193	12 176	1 558	94 085	30 812	30 870
512	Drugs, drug proprietaries, and druggists' sundries -----	121	3 333 315	92 188	22 396	2 743	189 828	263 922	302 883
5122	Drugs, drug proprietaries, and druggists' sundries -----	121	3 333 315	92 188	22 396	2 743	189 828	263 922	302 883
	General-line drugs -----	61	1 959 437	39 847	9 265	1 495	76 746	207 894	228 006
	Specialty-line drugs, pharmaceuticals, cosmetics, and toiletries -----	60	1 373 878	52 341	13 131	1 248	113 082	56 028	74 877
513	Apparel, piece goods, and notions -----	246	1 316 486	79 462	17 399	2 518	165 990	99 484	109 270
5131	Piece goods, notions, and other dry goods -----	60	202 814	17 838	3 413	573	33 325	20 691	22 863
	Piece goods -----	40	144 625	13 339	2 614	446	24 405	17 438	19 316
	Piece goods jobbers -----	31	112 362	9 189	1 776	293	17 479	10 789	11 867
	Piece goods converters -----	9	32 263	4 150	838	153	6 926	6 649	7 449
	Notions and other dry goods -----	20	58 189	4 499	799	127	8 920	3 253	3 547
5136	Men's and boys' clothing and furnishings -----	64	330 333	21 255	4 438	947	41 293	22 280	23 814
5137	Women's, children's, and infants' clothing and accessories -----	52	135 392	6 734	1 527	320	17 614	9 620	12 822
5139	Footwear -----	70	647 947	33 635	8 021	678	73 758	46 893	49 771
514	Groceries and related products -----	773	9 838 669	410 690	96 873	15 678	853 640	312 735	297 050
5141	Groceries, general line -----	84	3 478 018	116 065	27 044	4 079	223 131	175 580	171 252
	Voluntary -----	10	(D)	(D)	(D)	GG	(D)	(D)	(D)
	Retail cooperative -----	2	(D)	(D)	(D)	GG	(D)	(D)	(D)
	Other general line -----	72	936 242	32 112	7 108	1 307	63 388	30 303	26 388
5142	Packaged frozen foods -----	69	833 632	50 516	12 214	1 566	99 578	26 337	30 382
5143	Dairy products, except dried or canned -----	62	890 224	33 289	7 897	1 232	68 178	13 408	13 524
	Raw milk -----	4	(D)	(D)	(D)	BB	(D)	(D)	(D)
	Dairy products, except raw milk -----	58	(D)	(D)	(D)	GG	(D)	(D)	(D)
5144	Poultry and poultry products -----	39	554 092	13 733	2 985	669	63 589	9 384	8 835
	Live poultry -----	39	554 092	13 733	2 985	669	63 589	9 384	8 835
	Poultry and poultry products, except live -----	39	554 092	13 733	2 985	669	63 589	9 384	8 835
5145	Confectionery -----	59	612 947	26 901	6 253	1 461	61 641	6 414	6 998
5146	Fish and seafoods -----	15	26 717	2 639	645	146	5 709	1 152	380
5147	Meats and meat products -----	75	536 965	21 769	5 471	912	45 108	10 784	10 802
	Meats and meat products, except boxed beef -----	71	526 466	20 980	5 288	871	43 601	10 355	10 423
	Packaging boxed beef -----	4	10 499	789	183	41	1 507	429	379
5148	Fresh fruits and vegetables -----	92	501 758	33 087	7 431	1 347	70 125	7 363	7 937
5149	Groceries and related products, n.e.c. -----	278	2 404 316	112 691	26 933	4 266	216 581	62 313	46 940
	Coffee, tea, and spices -----	30	372 744	14 844	3 747	545	29 065	2 861	2 746
	Bread and baked goods -----	73	229 446	23 298	5 655	849	39 129	6 318	5 667
	Soft drinks -----	56	222 925	22 532	5 325	887	53 697	5 188	5 654
	Canned foods -----	22	360 188	8 224	1 693	290	17 666	11 572	10 324
	Food and beverage basic materials -----	18	53 722	5 643	1 256	266	9 299	2 055	1 881
	Other grocery specialties -----	79	1 165 291	38 150	9 257	1 429	67 725	34 319	20 668

**WHOLESALE TRADE—GEOGRAPHIC AREA SERIES**

**Table 1. Summary Statistics for the State: 1992 —Con.**

[For meaning of abbreviations and symbols, see introductory text. For explanation of terms and comparability of 1987 and 1992 censuses, see appendix A]

SIC code	Type of operation and kind of business	Estab-lish-ments (number)	Sales (\$1,000)	Annual payroll (\$1,000)	First-quarter payroll (\$1,000)	Paid employees for pay period including March 12 (number)	Operating expenses (\$1,000)	End-of-1991 inventories (\$1,000)	End-of-1992 inventories (\$1,000)
<b>TYPES OF OPERATION BY KIND OF BUSINESS —Con.</b>									
<b>Wholesale trade —Con.</b>									
<b>51</b>	<b>Nondurable goods —Con.</b>								
515	Farm-product raw materials -----	488	6 770 676	77 017	18 097	4 542	180 857	251 436	266 776
5153	Grain and field beans -----	299	5 264 536	60 550	14 299	2 660	142 879	242 341	256 683
5154	Livestock -----	154	1 417 636	12 289	2 900	1 604	30 527	5 149	6 378
5159	Farm-product raw materials, n.e.c. -----	35	88 504	4 178	898	278	7 451	3 946	3 715
	Hides, skins, and pelts -----	10	2 728	163	69	23	446	517	94
	Leaf tobacco -----	1	(D)	(D)	(D)	AA	(D)	(D)	(D)
	Wool, wool tops, and mohair -----	1	(D)	(D)	(D)	AA	(D)	(D)	(D)
	Cotton -----	4	(D)	(D)	(D)	AA	(D)	(D)	(D)
	Other farm-product raw materials, n.e.c. -----	19	70 555	3 331	702	225	6 007	3 429	3 586
516	Chemicals and allied products -----	313	1 931 411	92 303	22 074	2 823	202 407	58 851	54 515
5162	Plastics materials and basic forms and shapes -----	73	452 621	21 302	4 559	662	55 416	17 578	15 972
5169	Chemicals and allied products, n.e.c. -----	240	1 478 790	71 001	17 515	2 161	146 991	41 273	38 543
	Industrial gases, except LP -----	26	29 200	4 161	1 001	166	9 785	1 653	1 801
	Other chemicals and allied products -----	214	1 449 590	66 840	16 514	1 995	137 206	39 620	36 742
517	Petroleum and petroleum products -----	503	4 924 591	104 256	25 058	5 210	248 678	222 540	192 546
5171	Petroleum bulk stations and terminals -----	396	3 055 922	71 129	16 847	3 420	171 617	171 651	160 556
	Petroleum bulk stations and terminals, except LP -----	377	3 032 510	68 811	16 295	3 316	166 506	170 630	159 481
	Liquefied petroleum gas bulk stations and terminals -----	19	23 412	2 318	552	104	5 111	1 021	1 075
5172	Petroleum and petroleum products wholesalers, except bulk stations and terminals -----	107	1 868 669	33 127	8 211	1 790	77 061	50 889	31 990
518	Beer, wine, and distilled alcoholic beverages -----	112	913 522	91 491	20 979	2 838	172 627	64 495	64 088
5181	Beer and ale -----	84	569 396	62 078	13 716	1 913	117 926	23 664	23 949
5182	Wine and distilled alcoholic beverages -----	28	344 126	29 413	7 263	925	54 701	40 831	40 139
	Wine and distilled alcoholic beverages —licensed -----	28	344 126	29 413	7 263	925	54 701	40 831	40 139
	Wine and distilled alcoholic beverages —State operated -----	-	-	-	-	-	-	-	-
519	Miscellaneous nondurable goods -----	1 267	3 635 604	237 254	55 054	11 636	514 808	264 187	277 361
5191	Farm supplies -----	707	1 560 752	92 356	20 754	5 148	207 188	115 412	125 224
	Farm supplies —farm dealers -----	566	897 906	59 476	13 853	3 825	140 840	65 361	70 400
	Farm supplies —wholesale distributors -----	141	662 846	32 880	6 901	1 323	66 348	50 051	54 824
5192	Books, periodicals, and newspapers -----	87	687 409	52 681	13 081	2 572	106 888	65 022	66 194
5193	Flowers, nursery stock, and florists' supplies -----	73	101 175	15 732	3 694	828	29 122	12 033	11 067
5194	Tobacco and tobacco products -----	22	546 517	15 086	3 505	639	33 002	29 550	27 761
5198	Paints, varnishes, and supplies -----	96	222 528	15 235	3 720	617	32 759	14 969	14 149
5199	Nondurable goods, n.e.c. -----	282	517 223	46 164	10 300	1 832	105 849	27 201	32 966
	Art goods -----	56	80 583	7 971	1 902	423	19 793	8 907	11 196
	General merchandise —nondurable -----	23	12 339	1 033	178	51	2 189	342	831
	Textile bags and bagging -----	9	(D)	(D)	(D)	BB	(D)	(D)	(D)
	Specialty advertising (sale of merchandise) -----	102	137 980	16 111	3 644	591	31 656	5 196	6 036
	Other nondurable goods -----	92	(D)	(D)	(D)	FF	(D)	(D)	(D)
	<b>Merchant wholesalers -----</b>	<b>9 294</b>	<b>39 645 423</b>	<b>2 650 544</b>	<b>620 734</b>	<b>103 828</b>	<b>5 306 151</b>	<b>3 737 410</b>	<b>3 888 222</b>
<b>50</b>	<b>Durable goods -----</b>	<b>5 784</b>	<b>16 668 612</b>	<b>1 636 673</b>	<b>383 234</b>	<b>61 295</b>	<b>3 189 139</b>	<b>2 267 035</b>	<b>2 397 545</b>
501	Motor vehicles and motor vehicle parts and supplies -----	1 190	3 480 964	268 596	62 544	11 264	521 595	483 404	543 810
5012	Automobiles and other motor vehicles -----	215	1 696 867	106 304	24 326	3 594	189 098	187 747	217 224
	Automobiles, light trucks, motorcycles, buses, and recreational vehicles -----	133	1 045 688	47 661	10 650	1 659	96 067	116 272	130 297
	Automobiles and motorcycles -----	110	(D)	(D)	(D)	GG	(D)	(D)	(D)
	Buses and recreational vehicles -----	11	116 831	9 085	1 858	233	14 057	32 252	37 294
	Light trucks and vans (14,000 lb or less) -----	12	(D)	(D)	(D)	EE	(D)	(D)	(D)
	Medium and heavy trucks and tractors (over 14,000 lb) -----	82	651 179	58 643	13 676	1 935	93 031	71 475	86 927
	Medium trucks (14,001 lb to 26,000 lb) -----	19	33 062	3 588	817	149	8 194	3 706	4 577
	Heavy trucks and tractors (over 26,000 lb) -----	63	618 117	55 055	12 859	1 786	84 837	67 769	82 350
5013	Motor vehicle supplies and new parts -----	658	(D)	(D)	(D)	II	(D)	(D)	(D)
	Motor vehicle supplies and new parts —warehouse distributors -----	133	297 875	29 699	6 288	1 189	66 649	42 757	43 176
	Motor vehicle supplies and new parts —jobbers -----	513	1 048 422	83 720	20 579	4 081	168 411	199 710	223 796
	Petroleum products marketing equipment -----	12	(D)	(D)	(D)	CC	(D)	(D)	(D)
5014	Tires and tubes -----	106	(D)	(D)	(D)	GG	(D)	(D)	(D)
5015	Motor vehicle parts, used -----	211	87 709	16 804	3 930	1 005	33 335	10 850	11 584
502	Furniture and homefurnishings -----	234	657 803	79 913	18 523	3 196	227 730	97 807	118 314
5021	Furniture -----	90	(D)	(D)	(D)	GG	(D)	(D)	(D)
	Household and lawn furniture -----	28	(D)	(D)	(D)	CC	(D)	(D)	(D)
	Office and business furniture -----	62	165 259	24 411	5 740	963	44 423	15 222	16 792
5023	Homefurnishings -----	144	(D)	(D)	(D)	GG	(D)	(D)	(D)
	Household china, glassware, and crockery -----	12	36 492	2 987	638	118	5 918	9 258	11 283
	Linens, domestics, draperies, and curtains -----	22	39 270	3 727	818	191	6 900	3 370	3 755
	Floor coverings -----	65	144 400	20 260	4 539	734	36 813	16 963	18 076
	Other homefurnishings -----	45	(D)	(D)	(D)	FF	(D)	(D)	(D)

**Table 1. Summary Statistics for the State: 1992 —Con.**

[For meaning of abbreviations and symbols, see introductory text. For explanation of terms and comparability of 1987 and 1992 censuses, see appendix A]

SIC code	Type of operation and kind of business	Estab-lish-ments (number)	Sales (\$1,000)	Annual payroll (\$1,000)	First-quarter payroll (\$1,000)	Paid employees for pay period including March 12 (number)	Operating expenses (\$1,000)	End-of-1991 inventories (\$1,000)	End-of-1992 inventories (\$1,000)
<b>TYPES OF OPERATION BY KIND OF BUSINESS —Con.</b>									
<b>Merchant wholesalers —Con.</b>									
<b>50</b>	<b>Durable goods —Con.</b>								
503	Lumber and other construction materials -----	377	1 565 052	120 814	26 679	4 424	230 925	124 665	138 029
5031	Lumber, plywood, millwork, and wood panels -----	184	1 106 051	68 833	15 411	2 511	127 872	80 124	97 625
	Lumber—without yard -----	35	103 295	8 264	1 644	266	15 763	6 678	7 534
	Lumber—with yard -----	46	198 840	16 890	3 692	661	33 633	21 356	27 711
	Plywood, millwork, and wood panels -----	103	803 916	43 679	10 075	1 584	78 476	52 090	62 380
5032	Brick, stone, and related construction materials -----	59	97 515	13 638	2 903	494	28 188	7 427	7 397
	Brick, block, tile, clay/cement sewer pipe -----	25	37 070	5 754	1 201	201	12 415	3 451	3 521
	Sand, gravel, and stone -----	23	(D)	(D)	(D)	CC	(D)	(D)	(D)
	Cement, lime, and related products -----	11	(D)	(D)	(D)	CC	(D)	(D)	(D)
5033	Roofing, siding, and insulation materials -----	58	249 659	25 227	5 032	860	47 195	25 409	21 284
5039	Construction materials, n.e.c. -----	76	111 827	13 116	3 333	559	27 670	11 705	11 723
	Flat glass and other construction glass -----	10	(D)	(D)	(D)	CC	(D)	(D)	(D)
	Other construction materials -----	66	(D)	(D)	(D)	EE	(D)	(D)	(D)
504	Professional and commercial equipment and supplies ----	809	2 012 688	258 130	60 556	9 218	474 242	203 688	210 090
5043	Photographic equipment and supplies -----	32	(D)	(D)	(D)	EE	(D)	(D)	(D)
5044	Office equipment -----	176	(D)	(D)	(D)	HH	(D)	(D)	(D)
5045	Computers and computer peripheral equipment and software -----	225	523 648	56 320	13 001	1 903	111 661	44 760	43 191
	Computers and peripheral equipment (selling primarily to business customers) -----	196	456 948	45 560	10 872	1 633	90 392	40 834	38 035
	Computers and peripheral equipment sold for resale -----	50	160 574	10 325	2 471	345	24 370	11 061	11 696
	Computers and peripheral equipment sold for end use -----	146	296 374	35 235	8 401	1 288	66 022	29 773	26 339
	Computer software (prepackaged, off-the-shelf) -----	29	66 700	10 760	2 129	270	21 269	3 926	5 156
5046	Commercial equipment, n.e.c. -----	91	(D)	(D)	(D)	FF	(D)	(D)	(D)
	Restaurant and hotel equipment and supplies -----	50	83 120	12 214	2 973	472	21 716	9 060	10 381
	Store machines and equipment -----	41	(D)	(D)	(D)	EE	(D)	(D)	(D)
5047	Medical, dental, and hospital equipment and supplies ---	196	(D)	(D)	(D)	GG	(D)	(D)	(D)
	Medical and hospital equipment and supplies -----	177	654 194	70 077	16 338	2 082	124 162	67 140	72 223
	Dental equipment and supplies -----	19	(D)	(D)	(D)	CC	(D)	(D)	(D)
5048	Ophthalmic goods -----	34	(D)	(D)	(D)	EE	(D)	(D)	(D)
5049	Professional equipment and supplies, n.e.c. -----	55	(D)	(D)	(D)	FF	(D)	(D)	(D)
	Religious and school supplies -----	15	(D)	(D)	(D)	EE	(D)	(D)	(D)
	Other professional equipment and supplies, n.e.c. ----	40	119 854	12 490	3 120	503	22 601	11 900	11 616
505	Metals and minerals, except petroleum -----	215	1 388 500	89 938	22 781	2 931	184 405	148 071	148 834
5051	Metals service centers and offices -----	210	(D)	(D)	(D)	HH	(D)	(D)	(D)
	Ferrous metals service centers and offices -----	164	705 217	72 891	18 522	2 378	147 665	112 413	113 569
	Ferrous metals service centers -----	124	597 633	61 246	15 310	2 009	126 398	112 413	113 569
	Ferrous metals sales offices -----	40	107 584	11 645	3 212	369	21 267	-	-
	Nonferrous metals service centers and offices -----	46	(D)	(D)	(D)	EE	(D)	(D)	(D)
	Nonferrous metals service centers -----	34	644 794	14 539	3 684	423	31 451	34 357	35 060
	Nonferrous metals sales offices -----	12	(D)	(D)	(D)	BB	(D)	(D)	(D)
5052	Coal and other minerals and ores -----	5	(D)	(D)	(D)	BB	(D)	(D)	(D)
	Coal -----	3	(D)	(D)	(D)	BB	(D)	(D)	(D)
	Other minerals and ores -----	2	(D)	(D)	(D)	BB	(D)	(D)	(D)
506	Electrical goods -----	531	1 775 414	181 048	43 054	6 136	340 799	231 126	229 470
5063	Electrical apparatus and equipment, wiring supplies, and construction materials -----	285	884 488	90 719	21 993	3 120	163 146	120 755	126 833
5064	Electrical appliances, television and radio sets -----	54	(D)	(D)	(D)	FF	(D)	(D)	(D)
5065	Electronic parts and equipment, n.e.c. -----	192	(D)	(D)	(D)	GG	(D)	(D)	(D)
	Communications equipment -----	97	319 584	46 973	10 954	1 602	79 719	51 665	46 955
	Other electronic parts and equipment -----	95	(D)	(D)	(D)	FF	(D)	(D)	(D)
507	Hardware, and plumbing and heating equipment and supplies -----	448	1 259 448	120 232	28 369	4 474	236 822	201 719	201 221
5072	Hardware -----	138	(D)	(D)	(D)	GG	(D)	(D)	(D)
5074	Plumbing and heating equipment and supplies (hydronics) -----	180	296 184	36 675	8 261	1 438	70 095	55 516	53 081
5075	Warm air heating and air-conditioning equipment and supplies -----	93	(D)	(D)	(D)	FF	(D)	(D)	(D)
5078	Refrigeration equipment and supplies -----	37	(D)	(D)	(D)	EE	(D)	(D)	(D)
508	Machinery, equipment, and supplies -----	1 410	3 228 304	399 815	94 586	14 359	726 671	660 957	679 775
5082	Construction and mining (except petroleum) machinery and equipment -----	105	(D)	(D)	(D)	GG	(D)	(D)	(D)
5083	Farm and garden machinery and equipment -----	365	(D)	(D)	(D)	HH	(D)	(D)	(D)
	Farm machinery and equipment —farm dealers -----	282	(D)	(D)	(D)	HH	(D)	(D)	(D)
	Farm machinery and equipment —wholesale distributors -----	53	(D)	(D)	(D)	EE	(D)	(D)	(D)
	Lawn and garden machinery and equipment -----	30	93 204	9 760	2 282	403	18 823	23 972	24 748
5084	Industrial machinery and equipment -----	413	1 046 337	145 719	34 579	4 420	261 542	126 680	124 281
	Food-processing machinery and equipment -----	24	124 510	20 407	5 130	475	36 308	15 945	14 586
	General-purpose industrial machinery, equipment, and parts -----	153	412 273	48 379	11 448	1 583	88 734	47 165	48 327
	Metalworking machinery and equipment -----	40	108 393	12 458	3 011	354	23 077	17 403	15 103
	Materials handling equipment -----	95	226 150	38 872	8 851	1 232	65 962	22 584	22 157
	Oil well, oil refinery, and pipeline machinery, equipment, and supplies -----	7	4 436	581	131	34	1 257	1 179	1 343
	Other industrial machinery and equipment -----	94	170 575	25 022	6 008	742	46 204	22 404	22 765

**Table 1. Summary Statistics for the State: 1992 —Con.**

[For meaning of abbreviations and symbols, see introductory text. For explanation of terms and comparability of 1987 and 1992 censuses, see appendix A]

SIC code	Type of operation and kind of business	Establishments (number)	Sales (\$1,000)	Annual payroll (\$1,000)	First-quarter payroll (\$1,000)	Paid employees for pay period including March 12 (number)	Operating expenses (\$1,000)	End-of-1991 inventories (\$1,000)	End-of-1992 inventories (\$1,000)
<b>TYPES OF OPERATION BY KIND OF BUSINESS —Con.</b>									
<b>Merchant wholesalers —Con.</b>									
<b>50</b>	<b>Durable goods —Con.</b>								
508	Machinery, equipment, and supplies —Con.								
5085	Industrial supplies -----	285	660 364	87 403	20 845	2 934	157 100	82 540	84 868
	General-line industrial supplies -----	51	89 095	13 919	3 356	537	24 853	11 540	11 718
	Mechanical power transmission supplies -----	49	104 580	11 953	2 947	427	20 875	12 109	10 698
	Hydraulic and pneumatic (fluid-power) parts, accessories, and supplies -----	31	72 101	11 868	2 881	316	19 266	8 975	9 459
	Welding supplies -----	36	(D)	(D)	(D)	EE	(D)	(D)	(D)
	Industrial containers and supplies -----	24	83 550	9 523	2 182	304	16 638	5 958	6 662
	Industrial valves and fittings, except fluid-power -----	24	74 986	8 638	1 849	238	14 970	12 619	15 108
	Other industrial supplies -----	70	(D)	(D)	(D)	FF	(D)	(D)	(D)
5087	Service establishment equipment and supplies -----	176	159 896	30 437	7 361	1 337	53 479	19 450	20 130
	Beauty and barber equipment and supplies -----	54	(D)	(D)	(D)	EE	(D)	(D)	(D)
	Custodial (janitors') equipment and supplies -----	59	(D)	(D)	(D)	FF	(D)	(D)	(D)
	Laundry and drycleaning equipment and supplies -----	19	(D)	(D)	(D)	BB	(D)	(D)	(D)
	Other service establishment equipment and supplies -----	44	30 938	3 941	922	237	8 247	3 977	4 267
5088	Transportation equipment and supplies, except motor vehicles -----	66	203 997	14 899	3 588	526	27 478	20 848	28 670
	Aircraft and aeronautical equipment and supplies -----	36	159 698	9 434	2 255	326	18 346	15 388	14 790
	Marine machinery, equipment, and supplies -----	8	(D)	(D)	(D)	BB	(D)	(D)	(D)
	Other transportation equipment and supplies -----	22	(D)	(D)	(D)	CC	(D)	(D)	(D)
509	Miscellaneous durable goods -----	570	1 300 439	118 187	26 142	5 293	245 950	115 598	128 002
5091	Sporting and recreational goods and supplies -----	96	320 303	19 203	4 257	967	42 392	38 723	42 451
5092	Toys and hobby goods and supplies -----	61	(D)	(D)	(D)	FF	(D)	(D)	(D)
5093	Scrap and waste materials -----	194	(D)	(D)	(D)	GG	(D)	(D)	(D)
	Iron and steel scrap processors and dealers -----	71	(D)	(D)	(D)	FF	(D)	(D)	(D)
	Iron and steel scrap processing (using power processing equipment) -----	31	(D)	(D)	(D)	EE	(D)	(D)	(D)
	Iron and steel scrap dealers (not using power processing equipment) -----	40	(D)	(D)	(D)	CC	(D)	(D)	(D)
	Nonferrous recyclable materials -----	123	(D)	(D)	(D)	GG	(D)	(D)	(D)
5094	Jewelry, watches, precious stones, and precious metals -----	76	(D)	(D)	(D)	FF	(D)	(D)	(D)
	Jewelry, watches, diamonds, precious stones, and silverware -----	69	(D)	(D)	(D)	FF	(D)	(D)	(D)
	Precious metals (excluding ores) -----	7	(D)	(D)	(D)	AA	(D)	(D)	(D)
5099	Durable goods, n.e.c. -----	143	(D)	(D)	(D)	FF	(D)	(D)	(D)
	Musical instruments and supplies -----	15	21 297	3 325	727	92	6 985	2 054	2 082
	Forest products, except lumber -----	18	(D)	(D)	(D)	CC	(D)	(D)	(D)
	General merchandise —durable -----	37	33 082	4 032	962	271	8 198	6 847	7 521
	Compact disks, prerecorded audio tapes, and phonograph records -----	26	(D)	(D)	(D)	EE	(D)	(D)	(D)
	Fire extinguishers and fire safety equipment -----	13	(D)	(D)	(D)	BB	(D)	(D)	(D)
	Other durable goods -----	34	23 201	2 666	574	127	6 068	2 201	3 300
<b>51</b>	<b>Nondurable goods -----</b>	<b>3 510</b>	<b>22 976 811</b>	<b>1 013 871</b>	<b>237 500</b>	<b>42 533</b>	<b>2 117 012</b>	<b>1 470 375</b>	<b>1 490 677</b>
511	Paper and paper products -----	370	1 141 326	121 028	30 032	4 744	225 827	93 993	93 528
5111	Printing and writing paper -----	49	365 595	24 333	6 027	713	50 694	25 885	26 081
5112	Stationery and office supplies -----	221	393 820	51 279	13 092	2 572	89 977	37 304	36 582
5113	Industrial and personal service paper -----	100	381 911	45 416	10 913	1 459	85 156	30 804	30 865
512	Drugs, drug proprietaries, and druggists' sundries -----	103	(D)	(D)	(D)	GG	(D)	(D)	(D)
5122	Drugs, drug proprietaries, and druggists' sundries -----	103	(D)	(D)	(D)	GG	(D)	(D)	(D)
	General-line drugs -----	61	1 959 437	39 847	9 265	1 495	76 746	207 894	228 006
	Specialty-line drugs, pharmaceuticals, cosmetics, and toiletries -----	42	(D)	(D)	(D)	FF	(D)	(D)	(D)
513	Apparel, piece goods, and notions -----	173	608 329	49 290	10 167	1 672	115 321	87 615	95 328
5131	Piece goods, notions, and other dry goods -----	40	(D)	(D)	(D)	EE	(D)	(D)	(D)
	Piece goods -----	29	116 246	11 165	2 274	358	20 246	16 754	16 860
	Piece goods jobbers -----	20	83 983	7 015	1 436	205	13 320	10 105	9 411
	Piece goods converters -----	9	32 263	4 150	838	153	6 926	6 649	7 449
	Notions and other dry goods -----	11	(D)	(D)	(D)	BB	(D)	(D)	(D)
5136	Men's and boys' clothing and furnishings -----	52	(D)	(D)	(D)	FF	(D)	(D)	(D)
5137	Women's, children's, and infants' clothing and accessories -----	35	64 091	3 442	674	201	8 571	5 740	8 471
5139	Footwear -----	46	(D)	(D)	(D)	EE	(D)	(D)	(D)
514	Groceries and related products -----	547	5 333 694	266 750	62 978	10 671	528 999	274 453	261 853
5141	Groceries, general line -----	68	2 879 048	104 026	24 600	3 674	202 666	175 580	171 252
	Voluntary -----	10	(D)	(D)	(D)	GG	(D)	(D)	(D)
	Retail cooperative -----	2	(D)	(D)	(D)	GG	(D)	(D)	(D)
	Other general line -----	56	337 272	20 073	4 664	902	42 923	30 303	26 388
5142	Packaged frozen foods -----	44	505 643	41 394	9 898	1 285	79 485	23 585	29 524
5143	Dairy products, except dried or canned -----	41	390 998	13 356	3 005	573	30 708	5 299	5 245
	Raw milk -----	4	(D)	(D)	(D)	BB	(D)	(D)	(D)
	Dairy products, except raw milk -----	37	(D)	(D)	(D)	FF	(D)	(D)	(D)
5144	Poultry and poultry products -----	28	279 664	9 144	1 857	568	18 189	3 467	3 890
	Live poultry -----	—	—	—	—	—	—	—	—
	Poultry and poultry products, except live -----	28	279 664	9 144	1 857	568	18 189	3 467	3 890
5145	Confectionery -----	45	82 431	9 403	2 215	493	18 014	5 532	5 424
5146	Fish and seafoods -----	15	26 717	2 639	645	146	5 709	1 152	380
5147	Meats and meat products -----	59	234 425	15 522	3 838	708	30 372	8 657	9 217
	Meats and meat products, except boxed beef -----	55	223 926	14 733	3 655	667	28 865	8 228	8 838
	Packaging boxed beef -----	4	10 499	789	183	41	1 507	429	379
5148	Fresh fruits and vegetables -----	85	(D)	(D)	(D)	GG	(D)	(D)	(D)

**Table 1. Summary Statistics for the State: 1992 —Con.**

[For meaning of abbreviations and symbols, see introductory text. For explanation of terms and comparability of 1987 and 1992 censuses, see appendix A]

SIC code	Type of operation and kind of business	Establishments (number)	Sales (\$1,000)	Annual payroll (\$1,000)	First-quarter payroll (\$1,000)	Paid employees for pay period including March 12 (number)	Operating expenses (\$1,000)	End-of-1991 inventories (\$1,000)	End-of-1992 inventories (\$1,000)
<b>TYPES OF OPERATION BY KIND OF BUSINESS —Con.</b>									
<b>Merchant wholesalers —Con.</b>									
<b>51</b>	<b>Nondurable goods —Con.</b>								
514	Groceries and related products —Con.								
5149	Groceries and related products, n.e.c. -----	162	(D)	(D)	(D)	GG	(D)	(D)	(D)
	Coffee, tea, and spices -----	15	27 337	3 585	980	223	6 896	1 871	1 986
	Bread and baked goods -----	37	26 636	4 347	1 119	161	6 176	1 169	1 255
	Soft drinks -----	29	69 158	7 538	1 761	341	14 542	1 646	2 009
	Canned foods -----	14	83 067	3 893	832	160	9 800	11 572	10 324
	Food and beverage basic materials -----	12	36 491	4 688	1 021	239	7 576	1 802	1 686
	Other grocery specialties -----	55	(D)	(D)	(D)	FF	(D)	(D)	(D)
515	Farm-product raw materials -----	383	5 674 252	66 964	15 647	3 284	158 642	251 286	266 558
5153	Grain and field beans -----	286	5 150 714	58 250	13 761	2 592	139 026	242 341	256 683
5154	Livestock -----	68	478 355	5 019	1 092	443	12 900	4 999	6 160
5159	Farm-product raw materials, n.e.c. -----	29	45 183	3 695	794	249	6 716	3 946	3 715
	Hides, skins, and pelts -----	10	2 728	163	69	23	446	517	94
	Leaf tobacco -----	-	-	-	-	-	-	-	-
	Wool, wool tops, and mohair -----	1	(D)	(D)	(D)	AA	(D)	(D)	(D)
	Cotton -----	3	(D)	(D)	(D)	AA	(D)	(D)	(D)
	Other farm-product raw materials, n.e.c. -----	15	(D)	(D)	(D)	CC	(D)	(D)	(D)
516	Chemicals and allied products -----	239	669 054	57 934	13 435	1 869	134 067	53 186	50 335
5162	Plastics materials and basic forms and shapes -----	53	151 380	15 359	3 390	520	43 283	14 303	14 334
5169	Chemicals and allied products, n.e.c. -----	186	517 674	42 575	10 045	1 349	90 784	38 883	36 001
	Industrial gases, except LP -----	22	20 275	2 450	567	110	6 443	1 190	1 260
	Other chemicals and allied products -----	164	497 399	40 125	9 478	1 239	84 341	37 693	34 741
517	Petroleum and petroleum products -----	478	(D)	(D)	(D)	HH	(D)	(D)	(D)
5171	Petroleum bulk stations and terminals -----	381	2 076 431	66 751	15 860	3 231	159 786	133 773	128 506
	Petroleum bulk stations and terminals, except LP -----	362	2 053 019	64 433	15 308	3 127	154 675	132 752	127 431
	Liquefied petroleum gas bulk stations and terminals -----	19	23 412	2 318	552	104	5 111	1 021	1 075
5172	Petroleum and petroleum products wholesalers, except bulk stations and terminals -----	97	(D)	(D)	(D)	GG	(D)	(D)	(D)
518	Beer, wine, and distilled alcoholic beverages -----	108	(D)	(D)	(D)	HH	(D)	(D)	(D)
5181	Beer and ale -----	82	(D)	(D)	(D)	GG	(D)	(D)	(D)
5182	Wine and distilled alcoholic beverages -----	26	(D)	(D)	(D)	FF	(D)	(D)	(D)
	Wine and distilled alcoholic beverages —licensed -----	26	(D)	(D)	(D)	FF	(D)	(D)	(D)
	Wine and distilled alcoholic beverages —State operated -----	-	-	-	-	-	-	-	-
519	Miscellaneous nondurable goods -----	1 109	(D)	(D)	(D)	JJ	(D)	(D)	(D)
5191	Farm supplies -----	666	1 315 064	85 258	19 126	4 922	191 942	106 819	117 251
	Farm supplies —farm dealers -----	542	846 928	57 338	13 305	3 721	135 835	61 135	65 953
	Farm supplies —wholesale distributors -----	124	468 136	27 920	5 821	1 201	56 107	45 684	51 298
5192	Books, periodicals, and newspapers -----	70	(D)	(D)	(D)	GG	(D)	(D)	(D)
5193	Flowers, nursery stock, and florists' supplies -----	71	(D)	(D)	(D)	FF	(D)	(D)	(D)
5194	Tobacco and tobacco products -----	20	(D)	(D)	(D)	FF	(D)	(D)	(D)
5198	Paints, varnishes, and supplies -----	44	36 711	5 445	1 293	240	10 987	4 753	5 265
5199	Nondurable goods, n.e.c. -----	238	(D)	(D)	(D)	GG	(D)	(D)	(D)
	Art goods -----	51	56 139	7 494	1 790	405	18 858	8 907	11 196
	General merchandise —nondurable -----	21	(D)	(D)	(D)	BB	(D)	(D)	(D)
	Textile bags and bagging -----	8	(D)	(D)	(D)	BB	(D)	(D)	(D)
	Specialty advertising (sale of merchandise) -----	91	117 574	14 487	3 348	546	27 845	4 766	5 515
	Other nondurable goods -----	67	152 280	14 315	2 964	579	39 695	11 065	13 055
	<b>Manufacturers' sales branches and sales offices -----</b>	<b>803</b>	<b>19 867 094</b>	<b>697 590</b>	<b>175 932</b>	<b>18 846</b>	<b>1 490 258</b>	<b>520 380</b>	<b>578 001</b>
<b>50</b>	<b>Durable goods -----</b>	<b>442</b>	<b>12 184 862</b>	<b>425 861</b>	<b>109 199</b>	<b>10 079</b>	<b>890 070</b>	<b>310 643</b>	<b>314 082</b>
501	Motor vehicles and motor vehicle parts and supplies -----	47	4 683 127	44 101	11 393	1 408	100 969	82 072	66 144
5012	Automobiles and other motor vehicles -----	12	(D)	(D)	(D)	CC	(D)	(D)	(D)
5013	Motor vehicle supplies and new parts -----	29	643 865	32 161	8 373	1 108	78 731	62 914	59 177
5014	Tires and tubes -----	6	(D)	(D)	(D)	BB	(D)	(D)	(D)
5015	Motor vehicle parts, used -----	-	-	-	-	-	-	-	-
502	Furniture and homefurnishings -----	19	290 142	9 936	2 388	296	19 315	8 182	8 046
5021	Furniture -----	11	165 100	5 610	1 324	164	9 403	2 229	2 212
5023	Homefurnishings -----	8	125 042	4 326	1 064	132	9 912	5 953	5 834
503	Lumber and other construction materials -----	44	263 028	15 055	4 235	510	36 735	17 330	13 597
5031	Lumber, plywood, millwork, and wood panels -----	6	19 220	1 828	333	46	3 473	770	748
5032	Brick, stone, and related construction materials -----	15	(D)	(D)	(D)	CC	(D)	(D)	(D)
5033	Roofing, siding, and insulation materials -----	8	71 019	5 532	1 355	180	12 166	2 809	3 344
5039	Construction materials, n.e.c. -----	15	(D)	(D)	(D)	CC	(D)	(D)	(D)
504	Professional and commercial equipment and supplies -----	79	1 838 592	214 600	54 244	4 134	449 017	75 590	75 610
5043	Photographic equipment and supplies -----	2	(D)	(D)	(D)	CC	(D)	(D)	(D)
5044	Office equipment -----	15	124 370	24 492	6 157	601	43 894	5 373	5 229
5045	Computers and computer peripheral equipment and software -----	40	(D)	(D)	(D)	GG	(D)	(D)	(D)
5046	Commercial equipment, n.e.c. -----	-	-	-	-	-	-	-	-
5047	Medical, dental, and hospital equipment and supplies -----	18	609 222	44 506	10 927	964	118 757	50 906	48 563
5048	Ophthalmic goods -----	1	(D)	(D)	(D)	AA	(D)	(D)	(D)
5049	Professional equipment and supplies, n.e.c. -----	3	(D)	(D)	(D)	BB	(D)	(D)	(D)
505	Metals and minerals, except petroleum -----	43	1 788 379	19 110	4 826	511	51 345	22 054	24 458
5051	Metals service centers and offices -----	41	(D)	(D)	(D)	EE	(D)	(D)	(D)
5052	Coal and other minerals and ores -----	2	(D)	(D)	(D)	BB	(D)	(D)	(D)

**Table 1. Summary Statistics for the State: 1992 —Con.**

[For meaning of abbreviations and symbols, see introductory text. For explanation of terms and comparability of 1987 and 1992 censuses, see appendix A]

SIC code	Type of operation and kind of business	Establishments (number)	Sales (\$1,000)	Annual payroll (\$1,000)	First-quarter payroll (\$1,000)	Paid employees for pay period including March 12 (number)	Operating expenses (\$1,000)	End-of-1991 inventories (\$1,000)	End-of-1992 inventories (\$1,000)
<b>TYPES OF OPERATION BY KIND OF BUSINESS —Con.</b>									
<b>Manufacturers' sales branches and sales offices—Con.</b>									
<b>50</b>	<b>Durable goods —Con.</b>								
506	Electrical goods .....	84	873 085	47 880	12 504	1 180	83 432	21 988	51 200
5063	Electrical apparatus and equipment, wiring supplies, and construction materials .....	47	343 249	22 536	5 512	534	36 864	5 177	5 055
5064	Electrical appliances, television and radio sets .....	5	(D)	(D)	(D)	BB	(D)	(D)	(D)
5065	Electronic parts and equipment, n.e.c. ....	32	(D)	(D)	(D)	FF	(D)	(D)	(D)
507	Hardware, and plumbing and heating equipment and supplies .....	26	516 368	15 890	4 359	428	31 356	18 809	18 540
5072	Hardware .....	7	403 968	6 192	1 659	124	10 773	1 457	1 455
5074	Plumbing and heating equipment and supplies (hydronics) .....	8	34 912	4 625	1 222	165	9 898	10 503	10 740
5075	Warm air heating and air-conditioning equipment and supplies .....	6	(D)	(D)	(D)	BB	(D)	(D)	(D)
5078	Refrigeration equipment and supplies .....	5	(D)	(D)	(D)	BB	(D)	(D)	(D)
508	Machinery, equipment, and supplies .....	95	1 916 630	58 357	15 021	1 568	115 335	62 457	54 187
5082	Construction and mining (except petroleum) machinery and equipment .....	7	(D)	(D)	(D)	CC	(D)	(D)	(D)
5083	Farm and garden machinery and equipment .....	4	(D)	(D)	(D)	EE	(D)	(D)	(D)
5084	Industrial machinery and equipment .....	40	177 198	10 565	2 697	278	26 004	14 347	15 018
5085	Industrial supplies .....	35	728 617	21 816	5 302	531	35 411	17 451	11 967
5087	Service establishment equipment and supplies .....	4	(D)	(D)	(D)	BB	(D)	(D)	(D)
5088	Transportation equipment and supplies, except motor vehicles .....	5	79 675	1 692	944	127	9 373	12 955	13 042
509	Miscellaneous durable goods .....	5	15 511	932	229	44	2 566	2 161	2 300
5091	Sporting and recreational goods and supplies .....	3	(D)	(D)	(D)	BB	(D)	(D)	(D)
5092	Toys and hobby goods and supplies .....	1	(D)	(D)	(D)	BB	(D)	(D)	(D)
5093	Scrap and waste materials .....	—	—	—	—	—	—	—	—
5094	Jewelry, watches, precious stones, and precious metals .....	—	—	—	—	—	—	—	—
5099	Durable goods, n.e.c. ....	1	(D)	(D)	(D)	AA	(D)	(D)	(D)
<b>51</b>	<b>Nondurable goods .....</b>	<b>361</b>	<b>7 682 232</b>	<b>271 729</b>	<b>66 733</b>	<b>8 767</b>	<b>600 188</b>	<b>209 737</b>	<b>263 919</b>
511	Paper and paper products .....	51	927 098	59 209	14 075	1 628	102 270	49 682	97 799
5111	Printing and writing paper .....	12	(D)	(D)	(D)	CC	(D)	(D)	(D)
5112	Stationery and office supplies .....	29	424 671	50 198	11 884	1 397	82 845	39 735	91 525
5113	Industrial and personal service paper .....	10	(D)	(D)	(D)	BB	(D)	(D)	(D)
512	Drugs, drug proprietaries, and druggists' sundries .....	14	1 153 355	28 729	7 588	636	59 804	44 868	61 164
5122	Drugs, drug proprietaries, and druggists' sundries .....	14	1 153 355	28 729	7 588	636	59 804	44 868	61 164
513	Apparel, piece goods, and notions .....	17	286 679	12 368	2 748	564	27 214	11 738	13 769
5131	Piece goods, notions, and other dry goods .....	7	(D)	(D)	(D)	BB	(D)	(D)	(D)
5136	Men's and boys' clothing and furnishings .....	8	207 007	5 887	1 415	333	11 597	5 319	4 910
5137	Women's, children's, and infants' clothing and accessories .....	1	(D)	(D)	(D)	CC	(D)	(D)	(D)
5139	Footwear .....	1	(D)	(D)	(D)	BB	(D)	(D)	(D)
514	Groceries and related products .....	116	2 434 647	106 406	25 665	3 847	258 124	38 248	35 140
5141	Groceries, general line .....	—	—	—	—	—	—	—	—
5142	Packaged frozen foods .....	10	56 188	4 537	1 169	149	11 593	2 752	858
5143	Dairy products, except dried or canned .....	17	447 426	18 717	4 684	643	35 270	8 109	8 279
5144	Poultry and poultry products .....	4	194 324	3 820	969	81	44 012	5 917	4 945
5145	Confectionery .....	9	501 530	16 939	3 891	944	42 686	871	1 565
5146	Fish and seafoods .....	—	—	—	—	—	—	—	—
5147	Meats and meat products .....	5	142 752	4 464	1 208	141	11 436	2 127	1 585
5148	Fresh fruits and vegetables .....	—	—	—	—	—	—	—	—
5149	Groceries and related products, n.e.c. ....	71	1 092 427	57 929	13 744	1 889	113 127	18 472	17 908
515	Farm-product raw materials .....	—	—	—	—	—	—	—	—
5153	Grain and field beans .....	—	—	—	—	—	—	—	—
5154	Livestock .....	—	—	—	—	—	—	—	—
5159	Farm-product raw materials, n.e.c. ....	—	—	—	—	—	—	—	—
516	Chemicals and allied products .....	39	1 093 584	29 136	7 756	829	56 999	4 864	3 512
5162	Plastics materials and basic forms and shapes .....	7	193 096	2 808	725	94	5 368	3 225	1 618
5169	Chemicals and allied products, n.e.c. ....	32	900 488	26 328	7 031	735	51 631	1 639	1 894
517	Petroleum and petroleum products .....	21	(D)	(D)	(D)	EE	(D)	(D)	(D)
5171	Petroleum bulk stations and terminals .....	12	(D)	(D)	(D)	CC	(D)	(D)	(D)
5172	Petroleum and petroleum products wholesalers, except bulk stations and terminals .....	9	(D)	(D)	(D)	CC	(D)	(D)	(D)
518	Beer, wine, and distilled alcoholic beverages .....	4	(D)	(D)	(D)	BB	(D)	(D)	(D)
5181	Beer and ale .....	2	(D)	(D)	(D)	BB	(D)	(D)	(D)
5182	Wine and distilled alcoholic beverages .....	2	(D)	(D)	(D)	AA	(D)	(D)	(D)
519	Miscellaneous nondurable goods .....	99	(D)	(D)	(D)	FF	(D)	(D)	(D)
5191	Farm supplies .....	32	205 554	5 932	1 384	195	12 830	8 593	7 973
5192	Books, periodicals, and newspapers .....	16	(D)	(D)	(D)	CC	(D)	(D)	(D)
5193	Flowers, nursery stock, and florists' supplies .....	1	(D)	(D)	(D)	AA	(D)	(D)	(D)
5194	Tobacco and tobacco products .....	1	(D)	(D)	(D)	BB	(D)	(D)	(D)
5198	Paints, varnishes, and supplies .....	40	125 007	8 380	2 107	331	18 715	10 216	8 884
5199	Nondurable goods, n.e.c. ....	9	(D)	(D)	(D)	CC	(D)	(D)	(D)



**Table 1. Summary Statistics for the State: 1992 —Con.**

[For meaning of abbreviations and symbols, see introductory text. For explanation of terms and comparability of 1987 and 1992 censuses, see appendix A]

SIC code	Type of operation and kind of business	Estab-lish-ments (number)	Sales (\$1,000)	Annual payroll (\$1,000)	First-quarter payroll (\$1,000)	Paid employees for pay period including March 12 (number)	Operating expenses (\$1,000)	End-of-1991 inventories (\$1,000)	End-of-1992 inventories (\$1,000)
<b>TYPES OF OPERATION BY KIND OF BUSINESS — Con.</b>									
	<b>Agents, brokers, and commission merchants ----</b>	<b>1 139</b>	<b>8 903 312</b>	<b>205 155</b>	<b>46 006</b>	<b>6 966</b>	<b>365 804</b>	<b>8 861</b>	<b>9 236</b>
<b>50</b>	<b>Durable goods -----</b>	<b>721</b>	<b>4 659 790</b>	<b>119 295</b>	<b>26 763</b>	<b>3 745</b>	<b>215 597</b>	<b>7 433</b>	<b>7 798</b>
501	Motor vehicles and motor vehicle parts and supplies -----	39	1 528 585	17 327	4 315	1 110	28 817	252	399
5012	Automobiles and other motor vehicles -----	17	(D)	(D)	(D)	GG	(D)	(D)	(D)
5013	Motor vehicle supplies and new parts -----	22	(D)	(D)	(D)	BB	(D)	(D)	(D)
5014	Tires and tubes -----	—	—	—	—	—	—	—	—
5015	Motor vehicle parts, used -----	—	—	—	—	—	—	—	—
502	Furniture and homefurnishings -----	56	218 932	6 865	1 637	161	12 310	101	104
5021	Furniture -----	35	(D)	(D)	(D)	CC	(D)	(D)	(D)
5023	Homefurnishings -----	21	(D)	(D)	(D)	BB	(D)	(D)	(D)
503	Lumber and other construction materials -----	29	146 506	3 879	939	91	6 297	397	480
5031	Lumber, plywood, millwork, and wood panels -----	12	42 448	1 211	268	24	1 886	397	480
5032	Brick, stone, and related construction materials -----	1	(D)	(D)	(D)	AA	(D)	(D)	(D)
5033	Roofing, siding, and insulation materials -----	7	39 049	1 164	349	24	1 855	—	—
5039	Construction materials, n.e.c. -----	9	(D)	(D)	(D)	BB	(D)	(D)	(D)
504	Professional and commercial equipment and supplies -----	76	223 877	11 850	2 514	257	22 275	703	514
5043	Photographic equipment and supplies -----	—	—	—	—	—	—	—	—
5044	Office equipment -----	4	(D)	(D)	(D)	BB	(D)	(D)	(D)
5045	Computers and computer peripheral equipment and software -----	11	28 360	1 601	356	39	2 788	80	80
5046	Commercial equipment, n.e.c. -----	20	(D)	(D)	(D)	BB	(D)	(D)	(D)
5047	Medical, dental, and hospital equipment and supplies -----	32	(D)	(D)	(D)	BB	(D)	(D)	(D)
5048	Ophthalmic goods -----	1	(D)	(D)	(D)	AA	(D)	(D)	(D)
5049	Professional equipment and supplies, n.e.c. -----	8	(D)	(D)	(D)	BB	(D)	(D)	(D)
505	Metals and minerals, except petroleum -----	35	209 543	4 459	878	96	7 511	125	171
5051	Metals service centers and offices -----	32	(D)	(D)	(D)	BB	(D)	(D)	(D)
5052	Coal and other minerals and ores -----	3	(D)	(D)	(D)	AA	(D)	(D)	(D)
506	Electrical goods -----	159	972 871	26 874	5 560	758	49 248	418	357
5063	Electrical apparatus and equipment, wiring supplies, and construction materials -----	85	481 911	14 117	3 008	505	27 948	255	199
5064	Electrical appliances, television and radio sets -----	15	225 859	5 804	968	45	8 004	5	5
5065	Electronic parts and equipment, n.e.c. -----	59	265 101	6 953	1 584	208	13 296	158	153
507	Hardware, and plumbing and heating equipment and supplies -----	71	306 400	9 801	2 271	275	18 077	794	806
5072	Hardware -----	22	(D)	(D)	(D)	BB	(D)	(D)	(D)
5074	Plumbing and heating equipment and supplies (hydronics) -----	31	126 379	3 748	826	120	6 915	644	680
5075	Warm air heating and air-conditioning equipment and supplies -----	18	(D)	(D)	(D)	BB	(D)	(D)	(D)
5078	Refrigeration equipment and supplies -----	—	—	—	—	—	—	—	—
508	Machinery, equipment, and supplies -----	181	720 068	30 159	6 880	793	55 431	4 358	4 695
5082	Construction and mining (except petroleum) machinery and equipment -----	5	(D)	(D)	(D)	BB	(D)	(D)	(D)
5083	Farm and garden machinery and equipment -----	16	97 988	2 663	505	70	6 150	1 824	1 811
5084	Industrial machinery and equipment -----	109	432 581	20 050	4 666	495	34 485	1 732	1 904
5085	Industrial supplies -----	28	81 650	4 102	909	110	7 177	757	872
5087	Service establishment equipment and supplies -----	7	(D)	(D)	(D)	BB	(D)	(D)	(D)
5088	Transportation equipment and supplies, except motor vehicles -----	16	53 738	1 289	316	43	2 603	—	—
509	Miscellaneous durable goods -----	75	333 008	8 081	1 769	204	15 631	285	272
5091	Sporting and recreational goods and supplies -----	24	(D)	(D)	(D)	BB	(D)	(D)	(D)
5092	Toys and hobby goods and supplies -----	6	68 442	1 215	296	24	2 413	—	—
5093	Scrap and waste materials -----	6	(D)	(D)	(D)	AA	(D)	(D)	(D)
5094	Jewelry, watches, precious stones, and precious metals -----	7	(D)	(D)	(D)	AA	(D)	(D)	(D)
5099	Durable goods, n.e.c. -----	32	101 114	3 234	726	86	6 260	38	40
<b>51</b>	<b>Nondurable goods -----</b>	<b>418</b>	<b>4 243 522</b>	<b>85 860</b>	<b>19 243</b>	<b>3 221</b>	<b>150 207</b>	<b>1 428</b>	<b>1 438</b>
511	Paper and paper products -----	45	169 867	6 562	1 439	161	10 475	215	218
5111	Printing and writing paper -----	3	(D)	(D)	(D)	AA	(D)	(D)	(D)
5112	Stationery and office supplies -----	22	63 897	2 366	547	89	4 360	165	145
5113	Industrial and personal service paper -----	20	(D)	(D)	(D)	BB	(D)	(D)	(D)
512	Drugs, drug proprietaries, and druggists' sundries -----	4	(D)	(D)	(D)	BB	(D)	(D)	(D)
5122	Drugs, drug proprietaries, and druggists' sundries -----	4	(D)	(D)	(D)	BB	(D)	(D)	(D)
513	Apparel, piece goods, and notions -----	56	421 478	17 804	4 484	282	23 455	131	173
5131	Piece goods, notions, and other dry goods -----	13	33 326	1 512	250	32	2 215	33	51
5136	Men's and boys' clothing and furnishings -----	4	(D)	(D)	(D)	AA	(D)	(D)	(D)
5137	Women's, children's, and infants' clothing and accessories -----	16	(D)	(D)	(D)	AA	(D)	(D)	(D)
5139	Footwear -----	23	339 453	15 364	4 057	231	18 494	98	122
514	Groceries and related products -----	110	2 070 328	37 534	8 230	1 160	66 517	34	57
5141	Groceries, general line -----	16	598 970	12 039	2 444	405	20 465	—	—
5142	Packaged frozen foods -----	15	271 801	4 585	1 147	132	8 500	—	—
5143	Dairy products, except dried or canned -----	4	51 800	1 216	208	16	2 200	—	—
5144	Poultry and poultry products -----	7	80 104	769	159	20	1 388	—	—
5145	Confectionery -----	5	28 986	559	147	24	941	11	9

**Table 1. Summary Statistics for the State: 1992 —Con.**

[For meaning of abbreviations and symbols, see introductory text. For explanation of terms and comparability of 1987 and 1992 censuses, see appendix A]

SIC code	Type of operation and kind of business	Establishments (number)	Sales (\$1,000)	Annual payroll (\$1,000)	First-quarter payroll (\$1,000)	Paid employees for pay period including March 12 (number)	Operating expenses (\$1,000)	End-of-1991 inventories (\$1,000)	End-of-1992 inventories (\$1,000)
<b>TYPES OF OPERATION BY KIND OF BUSINESS —Con.</b>									
<b>Agents, brokers, and commission merchants —Con.</b>									
<b>51</b>	<b>Nondurable goods —Con.</b>								
514	Groceries and related products —Con.								
5146	Fish and seafoods -----	—	—	—	—	63	—	—	—
5147	Meats and meat products -----	11	159 788	1 783	425	BB	3 300	—	—
5148	Fresh fruits and vegetables -----	7	(D)	(D)	(D)	BB	(D)	(D)	(D)
5149	Groceries and related products, n.e.c. -----	45	(D)	(D)	(D)	EE	(D)	(D)	(D)
515	Farm-product raw materials -----	105	1 096 424	10 053	2 450	1 258	22 215	150	218
5153	Grain and field beans -----	13	113 822	2 300	538	68	3 853	—	—
5154	Livestock -----	86	939 281	7 270	1 808	1 161	17 627	150	218
5159	Farm-product raw materials, n.e.c. -----	6	43 321	483	104	29	735	—	—
516	Chemicals and allied products -----	35	168 773	5 233	883	125	11 341	801	668
5162	Plastics materials and basic forms and shapes -----	13	108 145	3 135	444	48	6 765	50	20
5169	Chemicals and allied products, n.e.c. -----	22	60 628	2 098	439	77	4 576	751	648
517	Petroleum and petroleum products -----	4	3 548	182	42	14	420	96	103
5171	Petroleum bulk stations and terminals -----	3	(D)	(D)	(D)	AA	(D)	(D)	(D)
5172	Petroleum and petroleum products wholesalers, except bulk stations and terminals -----	1	(D)	(D)	(D)	AA	(D)	(D)	(D)
518	Beer, wine, and distilled alcoholic beverages -----	—	—	—	—	—	—	—	—
5181	Beer and ale -----	—	—	—	—	—	—	—	—
5182	Wine and distilled alcoholic beverages -----	—	—	—	—	—	—	—	—
519	Miscellaneous nondurable goods -----	59	(D)	(D)	(D)	CC	(D)	(D)	(D)
5191	Farm supplies -----	9	40 134	1 166	244	31	2 416	—	—
5192	Books, periodicals, and newspapers -----	1	(D)	(D)	(D)	AA	(D)	(D)	(D)
5193	Flowers, nursery stock, and florists' supplies -----	1	(D)	(D)	(D)	AA	(D)	(D)	(D)
5194	Tobacco and tobacco products -----	1	(D)	(D)	(D)	AA	(D)	(D)	(D)
5198	Paints, varnishes, and supplies -----	12	60 810	1 410	320	46	3 057	—	—
5199	Nondurable goods, n.e.c. -----	35	(D)	(D)	(D)	CC	(D)	(D)	(D)

**Table 2. Selected Ratios for the State: 1992**

[For meaning of abbreviations and symbols, see introductory text. For explanation of terms and comparability of 1987 and 1992 censuses, see appendix A]

SIC code	Type of operation and kind of business	Sales		Annual payroll		Employees per establishment <sup>1</sup> (number)	Operating expenses as percent of sales	End-of-1992 inventories as percent of sales
		Per establishment (dollars)	Per employee <sup>1</sup> (dollars)	Per employee <sup>1</sup> (dollars)	As percent of operating expenses			
	<b>Wholesale trade -----</b>	<b>6 088 984</b>	<b>527 737</b>	<b>27 409</b>	<b>49.6</b>	<b>12</b>	<b>10.5</b>	<b>6.5</b>
<b>50</b>	<b>Durable goods -----</b>	<b>4 824 135</b>	<b>446 136</b>	<b>29 045</b>	<b>50.8</b>	<b>11</b>	<b>12.8</b>	<b>8.1</b>
501	Motor vehicles and motor vehicle parts and supplies -----	7 596 141	703 285	23 946	50.7	11	6.7	6.3
5012	Automobiles and other motor vehicles -----	28 975 316	1 458 028	26 783	57.0	20	3.2	3.1
5013	Motor vehicle supplies and new parts -----	3 010 858	323 684	23 099	46.8	9	15.2	15.5
5014	Tires and tubes -----	3 574 036	300 294	23 263	47.8	12	16.2	11.5
5015	Motor vehicle parts, used -----	415 682	87 273	16 720	50.4	5	38.0	13.2
502	Furniture and homefurnishings -----	3 776 301	319 430	26 475	37.3	12	22.2	10.8
5021	Furniture -----	3 820 831	362 114	27 578	53.0	11	14.4	5.1
5023	Homefurnishings -----	3 741 295	291 814	25 761	30.9	13	28.5	15.5
503	Lumber and other construction materials -----	4 387 969	392 952	27 811	51.0	11	13.9	7.7
5031	Lumber, plywood, millwork, and wood panels -----	5 780 787	452 429	27 847	53.9	13	11.4	8.5
5032	Brick, stone, and related construction materials -----	3 199 853	365 280	27 654	43.0	9	17.6	6.2
5033	Roofing, siding, and insulation materials -----	4 927 767	338 089	30 003	52.1	15	17.0	6.8
5039	Construction materials, n.e.c. -----	2 071 510	286 516	24 598	47.8	7	18.0	6.7
504	Professional and commercial equipment and supplies -----	4 227 341	299 446	35 607	51.2	14	23.2	7.0
5043	Photographic equipment and supplies -----	(D)	(D)	(D)	(D)	(D)	(D)	(D)
5044	Office equipment -----	2 373 005	143 796	27 959	59.2	17	32.8	8.2
5045	Computers and computer peripheral equipment and software -----	(D)	(D)	(D)	(D)	(D)	(D)	(D)
5046	Commercial equipment, n.e.c. -----	2 193 793	275 154	29 097	55.5	8	19.1	8.0
5047	Medical, dental, and hospital equipment and supplies -----	5 624 228	410 552	37 639	47.6	14	19.3	9.1
5048	Ophthalmic goods -----	883 306	105 295	21 351	53.2	8	38.1	12.0
5049	Professional equipment and supplies, n.e.c. -----	3 328 530	221 678	23 616	45.0	15	23.7	10.6
505	Metals and minerals, except petroleum -----	11 557 754	957 157	32 082	46.7	12	7.2	5.1
5051	Metals service centers and offices -----	11 562 251	949 541	31 963	46.5	12	7.2	5.2
5052	Coal and other minerals and ores -----	11 430 500	1 242 446	36 543	54.6	9	5.4	2.4
506	Electrical goods -----	4 678 773	448 522	31 682	54.0	10	13.1	7.8
5063	Electrical apparatus and equipment, wiring supplies, and construction materials -----	4 099 875	411 072	30 626	55.9	10	13.3	7.7
5064	Electrical appliances, television and radio sets -----	8 782 243	772 754	35 967	41.5	11	11.2	7.7
5065	Electronic parts and equipment, n.e.c. -----	4 458 784	410 487	31 939	56.9	11	13.7	7.8

See footnotes at end of table.

**Table 2. Selected Ratios for the State: 1992 – Con.**

[For meaning of abbreviations and symbols, see introductory text. For explanation of terms and comparability of 1987 and 1992 censuses, see appendix A]

SIC code	Type of operation and kind of business	Sales		Annual payroll		Employees per establishment <sup>1</sup> (number)	Operating expenses as percent of sales	End-of-1992 inventories as percent of sales
		Per establishment (dollars)	Per employee <sup>1</sup> (dollars)	Per employee <sup>1</sup> (dollars)	As percent of operating expenses			
	<b>Wholesale trade – Con.</b>							
<b>50</b>	<b>Durable goods – Con.</b>							
507	Hardware, and plumbing and heating equipment and supplies .....	3 820 580	402 205	28 187	51.0	9	13.7	10.6
5072	Hardware .....	6 988 162	549 705	26 763	51.3	13	9.5	9.2
5074	Plumbing and heating equipment and supplies (hydronics) .....	2 088 927	265 511	26 145	51.8	8	19.0	14.1
5075	Warm air heating and air-conditioning equipment and supplies .....	2 449 376	284 303	32 843	53.2	9	21.7	13.2
5078	Refrigeration equipment and supplies .....	4 074 786	529 848	33 907	41.5	8	15.4	6.6
508	Machinery, equipment, and supplies .....	3 478 649	350 778	29 206	54.4	10	15.3	12.6
5082	Construction and mining (except petroleum) machinery and equipment .....	4 954 291	276 025	31 342	54.0	18	21.0	31.9
5083	Farm and garden machinery and equipment .....	4 212 675	432 156	21 974	52.6	10	9.7	15.5
5084	Industrial machinery and equipment .....	2 946 826	318 913	33 956	54.8	9	19.4	8.5
5085	Industrial supplies .....	4 225 951	411 365	31 698	56.7	10	13.6	6.6
5087	Service establishment equipment and supplies .....	1 065 845	142 062	23 171	56.5	8	28.9	10.6
5088	Transportation equipment and supplies, except motor vehicles .....	3 878 276	484 784	25 690	45.3	8	11.7	12.4
509	Miscellaneous durable goods .....	2 536 858	297 592	22 956	48.2	9	16.0	7.9
5091	Sporting and recreational goods and supplies .....	3 930 821	457 851	21 459	45.9	9	10.2	9.0
5092	Toys and hobby goods and supplies .....	2 358 956	280 926	23 886	45.9	8	18.5	11.1
5093	Scrap and waste materials .....	2 852 890	267 626	22 537	48.8	11	17.3	2.8
5094	Jewelry, watches, precious stones, and precious metals .....	1 700 169	187 901	27 366	58.9	9	24.7	13.8
5099	Durable goods, n.e.c. ....	1 666 852	284 545	21 629	43.1	6	17.6	11.5
<b>51</b>	<b>Nondurable goods .....</b>	<b>8 137 693</b>	<b>640 167</b>	<b>25 155</b>	<b>47.8</b>	<b>13</b>	<b>8.2</b>	<b>5.0</b>
511	Paper and paper products .....	4 803 200	342 613	28 593	55.2	14	15.1	8.6
5111	Printing and writing paper .....	10 899 234	760 688	34 638	47.2	14	9.6	4.6
5112	Stationery and office supplies .....	3 244 074	217 444	25 590	58.6	15	20.1	14.5
5113	Industrial and personal service paper .....	5 064 246	422 562	32 858	54.4	12	14.3	4.7
512	Drugs, drug proprietaries, and druggists' sundries .....	27 548 058	1 215 208	33 608	48.6	23	5.7	9.1
5122	Drugs, drug proprietaries, and druggists' sundries .....	27 548 058	1 215 208	33 608	48.6	23	5.7	9.1
513	Apparel, piece goods, and notions .....	5 351 569	522 830	31 558	47.9	10	12.6	8.3
5131	Piece goods, notions, and other dry goods .....	3 380 233	353 951	31 131	53.5	10	16.4	11.3
5136	Men's and boys' clothing and furnishings .....	5 161 453	348 820	22 445	51.5	15	12.5	7.2
5137	Women's, children's, and infants' clothing and accessories .....	2 603 692	423 100	21 044	38.2	6	13.0	9.5
5139	Footwear .....	9 256 386	955 674	49 609	45.6	10	11.4	7.7
514	Groceries and related products .....	12 727 903	627 546	26 195	48.1	20	8.7	3.0
5141	Groceries, general line .....	41 404 976	852 664	28 454	52.0	49	6.4	4.9
5142	Packaged frozen foods .....	12 081 623	532 332	32 258	50.7	23	11.9	3.6
5143	Dairy products, except dried or canned .....	14 358 452	722 584	27 020	48.8	20	7.7	1.5
5144	Poultry and poultry products .....	14 207 487	828 239	20 528	21.6	17	11.5	1.6
5145	Confectionery .....	10 388 932	419 539	18 413	43.6	25	10.1	1.1
5146	Fish and seafoods .....	1 781 133	182 993	18 075	46.2	10	21.4	1.4
5147	Meats and meat products .....	7 159 533	588 777	23 870	48.3	12	8.4	2.0
5148	Fresh fruits and vegetables .....	5 453 891	372 500	24 563	47.2	15	14.0	1.6
5149	Groceries and related products, n.e.c. ....	8 648 619	563 600	26 416	52.0	15	9.0	2.0
515	Farm-product raw materials .....	13 874 336	1 490 682	16 957	42.6	9	2.7	3.9
5153	Grain and field beans .....	17 607 144	1 979 149	22 763	42.4	9	2.7	4.9
5154	Livestock .....	9 205 429	883 813	7 661	40.3	10	2.2	4
5159	Farm-product raw materials, n.e.c. ....	2 528 686	318 360	15 029	56.1	8	8.4	4.2
516	Chemicals and allied products .....	6 170 642	684 170	32 697	45.6	9	10.5	2.8
5162	Plastics materials and basic forms and shapes .....	6 200 288	683 718	32 178	38.4	9	12.2	3.5
5169	Chemicals and allied products, n.e.c. ....	6 161 625	684 308	32 856	48.3	9	9.9	2.6
517	Petroleum and petroleum products .....	9 790 439	945 219	20 011	41.9	10	5.0	3.9
5171	Petroleum bulk stations and terminals .....	7 716 975	893 544	20 798	41.4	9	5.6	5.3
5172	Petroleum and petroleum products wholesalers, except bulk stations and terminals .....	17 464 196	1 043 949	18 507	43.0	17	4.1	1.7
518	Beer, wine, and distilled alcoholic beverages .....	8 156 446	321 889	32 238	53.0	25	18.9	7.0
5181	Beer and ale .....	6 778 524	297 646	32 451	52.6	23	20.7	4.2
5182	Wine and distilled alcoholic beverages .....	12 290 214	372 028	31 798	53.8	33	15.9	11.7
519	Miscellaneous nondurable goods .....	2 869 459	312 444	20 390	46.1	9	14.2	7.6
5191	Farm supplies .....	2 207 570	303 176	17 940	44.6	7	13.3	8.0
5192	Books, periodicals, and newspapers .....	7 901 253	267 266	20 483	49.3	30	15.5	9.6
5193	Flowers, nursery stock, and florists' supplies .....	1 385 959	122 192	19 000	54.0	11	28.8	10.9
5194	Tobacco and tobacco products .....	24 841 682	855 269	23 609	45.7	29	6.0	5.1
5198	Paints, varnishes, and supplies .....	2 318 000	360 661	24 692	46.5	6	14.7	6.4
5199	Nondurable goods, n.e.c. ....	1 834 124	282 327	25 199	43.6	6	20.5	6.4
	<b>Merchant wholesalers .....</b>	<b>4 265 701</b>	<b>381 837</b>	<b>25 528</b>	<b>50.0</b>	<b>11</b>	<b>13.4</b>	<b>9.8</b>
<b>50</b>	<b>Durable goods .....</b>	<b>2 881 849</b>	<b>271 941</b>	<b>26 702</b>	<b>51.3</b>	<b>11</b>	<b>19.1</b>	<b>14.4</b>
501	Motor vehicles and motor vehicle parts and supplies .....	2 925 180	309 034	23 846	51.5	9	15.0	15.6
5012	Automobiles and other motor vehicles .....	7 892 405	472 139	29 578	56.2	17	11.1	12.8
5013	Motor vehicle supplies and new parts .....	(D)	(D)	(D)	(D)	(D)	(D)	(D)
5014	Tires and tubes .....	(D)	(D)	(D)	(D)	(D)	(D)	(D)
5015	Motor vehicle parts, used .....	415 682	87 273	16 720	50.4	5	38.0	13.2
502	Furniture and homefurnishings .....	2 811 124	205 821	25 004	35.1	14	34.6	18.0
5021	Furniture .....	(D)	(D)	(D)	(D)	(D)	(D)	(D)
5023	Homefurnishings .....	(D)	(D)	(D)	(D)	(D)	(D)	(D)

See footnotes at end of table.

**WHOLESALE TRADE—GEOGRAPHIC AREA SERIES**

**MISSOURI MO-19**

**Table 2. Selected Ratios for the State: 1992 – Con.**

[For meaning of abbreviations and symbols, see introductory text. For explanation of terms and comparability of 1987 and 1992 censuses, see appendix A]

SIC code	Type of operation and kind of business	Sales		Annual payroll		Employees per establishment <sup>1</sup> (number)	Operating expenses as percent of sales	End-of-1992 inventories as percent of sales
		Per establishment (dollars)	Per employee <sup>1</sup> (dollars)	Per employee <sup>1</sup> (dollars)	As percent of operating expenses			
<b>Merchant wholesalers – Con.</b>								
<b>50</b>	<b>Durable goods – Con.</b>							
503	Lumber and other construction materials -----	4 151 332	353 764	27 309	52.3	12	14.8	8.8
5031	Lumber, plywood, millwork, and wood panels -----	6 011 147	440 482	27 413	53.8	14	11.6	8.8
5032	Brick, stone, and related construction materials -----	1 652 797	197 399	27 607	48.4	8	28.9	7.6
5033	Roofing, siding, and insulation materials -----	4 304 466	290 301	29 334	53.5	15	18.9	8.5
5039	Construction materials, n.e.c. -----	1 471 008	200 048	23 463	47.4	7	24.7	10.5
504	Professional and commercial equipment and supplies -----	2 487 871	218 343	28 003	54.4	11	23.6	10.4
5043	Photographic equipment and supplies -----	(D)	(D)	(D)	(D)	(D)	(D)	(D)
5044	Office equipment -----	(D)	(D)	(D)	(D)	(D)	(D)	(D)
5045	Computers and computer peripheral equipment and software -----	2 327 324	275 170	29 595	50.4	8	21.3	8.2
5046	Commercial equipment, n.e.c. -----	(D)	(D)	(D)	(D)	(D)	(D)	(D)
5047	Medical, dental, and hospital equipment and supplies -----	(D)	(D)	(D)	(D)	(D)	(D)	(D)
5048	Ophthalmic goods -----	(D)	(D)	(D)	(D)	(D)	(D)	(D)
5049	Professional equipment and supplies, n.e.c. -----	(D)	(D)	(D)	(D)	(D)	(D)	(D)
505	Metals and minerals, except petroleum -----	6 458 140	473 729	30 685	48.8	14	13.3	10.7
5051	Metals service centers and offices -----	(D)	(D)	(D)	(D)	(D)	(D)	(D)
5052	Coal and other minerals and ores -----	(D)	(D)	(D)	(D)	(D)	(D)	(D)
506	Electrical goods -----	3 343 529	289 344	29 506	53.1	12	19.2	12.9
5063	Electrical apparatus and equipment, wiring supplies, and construction materials -----	3 103 467	283 490	29 077	55.6	11	18.4	14.3
5064	Electrical appliances, television and radio sets -----	(D)	(D)	(D)	(D)	(D)	(D)	(D)
5065	Electronic parts and equipment, n.e.c. -----	(D)	(D)	(D)	(D)	(D)	(D)	(D)
507	Hardware, and plumbing and heating equipment and supplies -----	2 811 268	281 504	26 873	50.8	10	18.8	16.0
5072	Hardware -----	(D)	(D)	(D)	(D)	(D)	(D)	(D)
5074	Plumbing and heating equipment and supplies (hydronics) -----	1 645 467	205 969	25 504	52.3	8	23.7	17.9
5075	Warm air heating and air-conditioning equipment and supplies -----	(D)	(D)	(D)	(D)	(D)	(D)	(D)
5078	Refrigeration equipment and supplies -----	(D)	(D)	(D)	(D)	(D)	(D)	(D)
508	Machinery, equipment, and supplies -----	2 289 577	224 828	27 844	55.0	10	22.5	21.1
5082	Construction and mining (except petroleum) machinery and equipment -----	(D)	(D)	(D)	(D)	(D)	(D)	(D)
5083	Farm and garden machinery and equipment -----	(D)	(D)	(D)	(D)	(D)	(D)	(D)
5084	Industrial machinery and equipment -----	2 533 504	236 728	32 968	55.7	11	25.0	11.9
5085	Industrial supplies -----	2 317 067	225 073	29 790	55.6	10	23.8	12.9
5087	Service establishment equipment and supplies -----	908 500	119 593	22 765	56.9	8	33.4	12.6
5088	Transportation equipment and supplies, except motor vehicles -----	3 090 864	387 827	28 325	54.2	8	13.5	14.1
509	Miscellaneous durable goods -----	2 281 472	245 690	22 329	48.1	9	18.9	9.8
5091	Sporting and recreational goods and supplies -----	3 336 490	331 234	19 858	45.3	10	13.2	13.3
5092	Toys and hobby goods and supplies -----	(D)	(D)	(D)	(D)	(D)	(D)	(D)
5093	Scrap and waste materials -----	(D)	(D)	(D)	(D)	(D)	(D)	(D)
5094	Jewelry, watches, precious stones, and precious metals -----	(D)	(D)	(D)	(D)	(D)	(D)	(D)
5099	Durable goods, n.e.c. -----	(D)	(D)	(D)	(D)	(D)	(D)	(D)
<b>51</b>	<b>Nondurable goods -----</b>	<b>6 546 100</b>	<b>540 211</b>	<b>23 837</b>	<b>47.9</b>	<b>12</b>	<b>9.2</b>	<b>6.5</b>
511	Paper and paper products -----	3 084 665	240 583	25 512	53.6	13	19.8	8.2
5111	Printing and writing paper -----	7 461 122	512 756	34 128	48.0	15	13.9	7.1
5112	Stationery and office supplies -----	1 781 991	153 118	19 937	57.0	12	22.8	9.3
5113	Industrial and personal service paper -----	3 819 110	261 762	31 128	53.3	15	22.3	8.1
512	Drugs, drug proprietaries, and druggists' sundries -----	(D)	(D)	(D)	(D)	(D)	(D)	(D)
5122	Drugs, drug proprietaries, and druggists' sundries -----	(D)	(D)	(D)	(D)	(D)	(D)	(D)
513	Apparel, piece goods, and notions -----	3 516 353	363 833	29 480	42.7	10	19.0	15.7
5131	Piece goods, notions, and other dry goods -----	(D)	(D)	(D)	(D)	(D)	(D)	(D)
5136	Men's and boys' clothing and furnishings -----	(D)	(D)	(D)	(D)	(D)	(D)	(D)
5137	Women's, children's, and infants' clothing and accessories -----	1 831 171	318 861	17 124	40.2	6	13.4	13.2
5139	Footwear -----	(D)	(D)	(D)	(D)	(D)	(D)	(D)
514	Groceries and related products -----	9 750 812	499 831	24 998	50.4	20	9.9	4.9
5141	Groceries, general line -----	42 338 941	783 628	28 314	51.3	54	7.0	5.9
5142	Packaged frozen foods -----	11 491 886	393 496	32 213	52.1	29	15.7	5.8
5143	Dairy products, except dried or canned -----	9 536 537	682 370	23 309	43.5	14	7.9	1.3
5144	Poultry and poultry products -----	9 988 000	492 366	16 099	50.3	20	6.5	1.4
5145	Confectionery -----	1 831 800	167 203	19 073	52.2	11	21.9	6.6
5146	Fish and seafoods -----	1 781 133	182 993	18 075	46.2	10	21.4	1.4
5147	Meats and meat products -----	3 973 305	331 109	21 924	51.1	12	13.0	3.9
5148	Fresh fruits and vegetables -----	(D)	(D)	(D)	(D)	(D)	(D)	(D)
5149	Groceries and related products, n.e.c. -----	(D)	(D)	(D)	(D)	(D)	(D)	(D)
515	Farm-product raw materials -----	14 815 279	1 727 848	20 391	42.2	9	2.8	4.7
5153	Grain and field beans -----	18 009 490	1 987 158	22 473	41.9	9	2.7	5.0
5154	Livestock -----	7 034 632	1 079 808	11 330	38.9	7	2.7	1.3
5159	Farm-product raw materials, n.e.c. -----	1 558 034	181 458	14 839	55.0	9	14.9	8.2
516	Chemicals and allied products -----	2 799 389	357 974	30 997	43.2	8	20.0	7.5
5162	Plastics materials and basic forms and shapes -----	2 856 226	291 115	29 537	35.5	10	28.6	9.5
5169	Chemicals and allied products, n.e.c. -----	2 783 194	383 746	31 560	46.9	7	17.5	7.0
517	Petroleum and petroleum products -----	(D)	(D)	(D)	(D)	(D)	(D)	(D)
5171	Petroleum bulk stations and terminals -----	5 449 950	642 659	20 660	41.8	8	7.7	6.2
5172	Petroleum and petroleum products wholesalers, except bulk stations and terminals -----	(D)	(D)	(D)	(D)	(D)	(D)	(D)
518	Beer, wine, and distilled alcoholic beverages -----	(D)	(D)	(D)	(D)	(D)	(D)	(D)
5181	Beer and ale -----	(D)	(D)	(D)	(D)	(D)	(D)	(D)
5182	Wine and distilled alcoholic beverages -----	(D)	(D)	(D)	(D)	(D)	(D)	(D)

See footnotes at end of table.

**Table 2. Selected Ratios for the State: 1992 – Con.**

[For meaning of abbreviations and symbols, see introductory text. For explanation of terms and comparability of 1987 and 1992 censuses, see appendix A]

SIC code	Type of operation and kind of business	Sales		Annual payroll		Employees per establishment <sup>1</sup> (number)	Operating expenses as percent of sales	End-of-1992 inventories as percent of sales
		Per establishment (dollars)	Per employee <sup>1</sup> (dollars)	Per employee <sup>1</sup> (dollars)	As percent of operating expenses			
	<b>Merchant wholesalers – Con.</b>							
<b>51</b>	<b>Nondurable goods – Con.</b>							
519	Miscellaneous nondurable goods -----	(D)	(D)	(D)	(D)	(D)	(D)	(D)
5191	Farm supplies -----	1 974 571	267 181	17 322	44.4	7	14.6	8.9
5192	Books, periodicals, and newspapers -----	(D)	(D)	(D)	(D)	(D)	(D)	(D)
5193	Flowers, nursery stock, and florists' supplies -----	(D)	(D)	(D)	(D)	(D)	(D)	(D)
5194	Tobacco and tobacco products -----	(D)	(D)	(D)	(D)	(D)	(D)	(D)
5198	Paints, varnishes, and supplies -----	834 341	152 963	22 688	49.6	5	29.9	14.3
5199	Nondurable goods, n.e.c. -----	(D)	(D)	(D)	(D)	(D)	(D)	(D)
	<b>Manufacturers' sales branches and sales offices -----</b>	<b>24 741 088</b>	<b>1 054 181</b>	<b>37 015</b>	<b>46.8</b>	<b>23</b>	<b>7.5</b>	<b>2.9</b>
<b>50</b>	<b>Durable goods -----</b>	<b>27 567 561</b>	<b>1 208 936</b>	<b>42 252</b>	<b>47.8</b>	<b>23</b>	<b>7.3</b>	<b>2.6</b>
501	Motor vehicles and motor vehicle parts and supplies -----	99 641 000	3 326 085	31 322	43.7	30	2.2	1.4
502	Furniture and homefurnishings -----	15 270 632	980 209	33 568	51.4	16	6.7	2.8
503	Lumber and other construction materials -----	5 977 909	515 741	29 520	41.0	12	14.0	5.2
504	Professional and commercial equipment and supplies -----	23 273 316	444 749	51 911	47.8	52	24.4	4.1
505	Metals and minerals, except petroleum -----	41 590 209	3 499 763	37 397	37.2	12	2.9	1.4
506	Electrical goods -----	10 393 869	739 903	40 576	57.4	14	9.6	5.9
507	Hardware, and plumbing and heating equipment and supplies -----	19 860 308	1 206 467	37 126	50.7	16	6.1	3.6
508	Machinery, equipment, and supplies -----	20 175 053	1 222 341	37 217	50.6	17	6.0	2.8
509	Miscellaneous durable goods -----	3 102 200	352 523	21 182	36.3	9	16.5	14.8
<b>51</b>	<b>Nondurable goods -----</b>	<b>21 280 421</b>	<b>876 267</b>	<b>30 995</b>	<b>45.3</b>	<b>24</b>	<b>7.8</b>	<b>3.4</b>
511	Paper and paper products -----	18 178 392	569 471	36 369	57.9	32	11.0	10.5
512	Drugs, drug proprietaries, and druggists' sundries -----	82 382 500	1 813 451	45 171	48.0	45	5.2	5.3
513	Apparel, piece goods, and notions -----	16 863 471	508 296	21 929	45.4	33	9.5	4.8
514	Groceries and related products -----	20 988 336	632 869	27 659	41.2	33	10.6	1.4
515	Farm-product raw materials -----	—	—	—	—	—	—	—
516	Chemicals and allied products -----	28 040 615	1 319 160	35 146	51.1	21	5.2	.3
517	Petroleum and petroleum products -----	(D)	(D)	(D)	(D)	(D)	(D)	(D)
518	Beer, wine, and distilled alcoholic beverages -----	(D)	(D)	(D)	(D)	(D)	(D)	(D)
519	Miscellaneous nondurable goods -----	(D)	(D)	(D)	(D)	(D)	(D)	(D)
	<b>Agents, brokers, and commission merchants ----</b>	<b>7 816 780</b>	<b>1 278 110</b>	<b>29 451</b>	<b>56.1</b>	<b>6</b>	<b>4.1</b>	<b>.1</b>
<b>50</b>	<b>Durable goods -----</b>	<b>6 462 954</b>	<b>1 244 270</b>	<b>31 854</b>	<b>55.3</b>	<b>5</b>	<b>4.6</b>	<b>.2</b>
501	Motor vehicles and motor vehicle parts and supplies -----	39 194 487	1 377 104	15 610	60.1	28	1.9	—
502	Furniture and homefurnishings -----	3 909 500	1 359 826	42 640	55.8	3	5.6	—
503	Lumber and other construction materials -----	5 051 931	1 609 956	42 626	61.6	3	4.3	.3
504	Professional and commercial equipment and supplies -----	2 945 750	871 117	46 109	53.2	3	9.9	.2
505	Metals and minerals, except petroleum -----	5 986 943	2 182 740	46 448	59.4	3	3.6	.1
506	Electrical goods -----	6 118 686	1 283 471	35 454	54.6	5	5.1	—
507	Hardware, and plumbing and heating equipment and supplies -----	4 315 493	1 114 182	35 640	54.2	4	5.9	.3
508	Machinery, equipment, and supplies -----	3 978 276	908 030	38 032	54.4	4	7.7	.7
509	Miscellaneous durable goods -----	4 440 107	1 632 392	39 613	51.7	3	4.7	.1
<b>51</b>	<b>Nondurable goods -----</b>	<b>10 151 967</b>	<b>1 317 455</b>	<b>26 656</b>	<b>57.2</b>	<b>8</b>	<b>3.5</b>	<b>—</b>
511	Paper and paper products -----	3 774 822	1 055 075	40 758	62.6	4	6.2	.1
512	Drugs, drug proprietaries, and druggists' sundries -----	(D)	(D)	(D)	(D)	(D)	(D)	(D)
513	Apparel, piece goods, and notions -----	7 526 393	1 494 603	63 135	75.9	5	5.6	—
514	Groceries and related products -----	18 821 164	1 784 766	32 357	56.4	11	3.2	—
515	Farm-product raw materials -----	10 442 133	871 561	7 991	45.3	12	2.0	—
516	Chemicals and allied products -----	4 822 086	1 350 184	41 864	46.1	4	6.7	.4
517	Petroleum and petroleum products -----	887 000	253 429	13 000	43.3	4	11.8	2.9
518	Beer, wine, and distilled alcoholic beverages -----	—	—	—	—	—	—	—
519	Miscellaneous nondurable goods -----	(D)	(D)	(D)	(D)	(D)	(D)	(D)

<sup>1</sup>Based on number of employees for pay period including March 12.

**Table 3. Comparative Statistics for the State: 1992 and 1987**

[For meaning of abbreviations and symbols, see introductory text. For explanation of terms and comparability of 1987 and 1992 censuses, see appendix A]

SIC code	Type of operation and kind of business	Establishments		Sales			Annual payroll			Paid employees for pay period including March 12	
		1992 (number)	1987 (number)	1992 (\$1,000)	1987 (\$1,000)	Percent change 1987 to 1992	1992 (\$1,000)	1987 (\$1,000)	Percent change 1987 to 1992	1992 (number)	1987 (number)
	<b>Wholesale trade</b> -----	<b>11 236</b>	<b>10 696</b>	<b>68 415 829</b>	<b>53 546 405</b>	<b>27.8</b>	<b>3 553 289</b>	<b>2 820 903</b>	<b>26.0</b>	<b>129 640</b>	<b>125 247</b>
<b>50</b>	<b>Durable goods</b> -----	<b>6 947</b>	<b>6 430</b>	<b>33 513 264</b>	<b>25 408 968</b>	<b>31.9</b>	<b>2 181 829</b>	<b>1 762 444</b>	<b>23.8</b>	<b>75 119</b>	<b>75 180</b>
501	Motor vehicles and motor vehicle parts and supplies ---	1 276	1 130	9 692 676	6 579 544	47.3	330 024	252 356	30.8	13 782	12 639
5012	Automobiles and other motor vehicles -----	244	191	7 069 977	4 592 833	53.9	129 870	82 796	56.9	4 849	3 685
5013	Motor vehicle supplies and new parts -----	709	671	2 134 698	1 530 507	39.5	152 340	132 140	15.3	6 595	6 896
5014	Tires and tubes -----	112	102	400 292	(D)	(D)	31 010	(D)	(D)	1 333	GG
5015	Motor vehicle parts, used -----	211	166	87 709	(D)	(D)	16 804	(D)	(D)	1 005	FF
502	Furniture and homefurnishings -----	309	266	1 166 877	688 748	69.4	96 714	62 291	55.3	3 653	2 635
5021	Furniture -----	136	129	519 633	316 003	64.4	39 575	31 596	25.3	1 435	1 339
5023	Homefurnishings -----	173	137	647 244	372 745	73.6	57 139	30 695	86.2	2 218	1 296
503	Lumber and other construction materials -----	450	407	1 974 586	1 453 459	35.9	139 748	119 674	16.8	5 025	4 902
5031	Lumber, plywood, millwork, and wood panels -----	202	178	1 167 719	860 784	35.7	71 872	68 158	5.4	2 581	2 733
5032	Brick, stone, and related construction materials -----	75	79	239 989	185 219	29.6	18 169	15 721	15.6	657	630
5033	Roofing, siding, and insulation materials -----	73	66	359 727	241 013	49.3	31 923	17 464	82.8	1 064	689
5039	Construction materials, n.e.c. -----	100	84	207 151	166 443	24.5	17 784	18 331	-3.0	723	850
504	Professional and commercial equipment and supplies ---	964	898	4 075 157	3 056 944	33.3	484 580	367 101	32.0	13 609	13 882
5043	Photographic equipment and supplies -----	34	31	(D)	249 883	(D)	(D)	10 387	(D)	EE	391
5044	Office equipment -----	195	233	462 736	565 082	-18.1	89 972	103 365	-13.0	3 218	4 377
5045	Computers and computer peripheral equipment and software -----	276	204	(D)	1 305 036	(D)	(D)	143 725	(D)	HH	4 567
5046	Commercial equipment, n.e.c. -----	111	116	243 511	206 092	18.2	25 751	30 646	-16.0	885	1 277
5047	Medical, dental, and hospital equipment and supplies -	246	186	1 383 560	496 864	178.5	126 845	55 813	127.3	3 370	2 056
5048	Ophthalmic goods -----	36	41	31 799	36 855	-13.7	6 448	6 164	4.6	302	351
5049	Professional equipment and supplies, n.e.c. -----	66	87	219 683	197 132	11.4	23 403	17 001	37.7	991	863
505	Metals and minerals, except petroleum -----	293	281	3 386 422	3 257 642	4.0	113 507	81 103	40.0	3 538	3 036
5051	Metals service centers and offices -----	283	270	3 272 117	(D)	(D)	110 145	(D)	(D)	3 446	HH
5052	Coal and other minerals and ores -----	10	11	114 305	(D)	(D)	3 362	(D)	(D)	92	BB
506	Electrical goods -----	774	687	3 621 370	2 737 453	32.3	255 802	236 300	8.3	8 074	10 311
5063	Electrical apparatus and equipment, wiring supplies, and construction materials -----	417	354	1 709 648	1 294 681	32.1	127 372	94 556	34.7	4 159	3 913
5064	Electrical appliances, television and radio sets -----	74	87	649 886	859 091	-24.4	30 248	86 734	-65.1	841	4 106
5065	Electronic parts and equipment, n.e.c. -----	283	246	1 261 836	583 681	116.2	98 182	55 010	78.5	3 074	2 292
507	Hardware, and plumbing and heating equipment and supplies -----	545	520	2 082 216	1 318 122	58.0	145 923	120 527	21.1	5 177	5 104
5072	Hardware -----	167	158	1 167 023	485 816	140.2	56 817	41 632	36.5	2 123	2 017
5074	Plumbing and heating equipment and supplies (hydronics) -----	219	194	457 475	451 423	1.3	45 048	40 435	11.4	1 723	1 705
5075	Warm air heating and air-conditioning equipment and supplies -----	117	124	286 577	278 042	3.1	33 106	29 429	12.5	1 008	1 068
5078	Refrigeration equipment and supplies -----	42	44	171 141	102 841	66.4	10 952	9 031	21.3	323	314
508	Machinery, equipment, and supplies -----	1 686	1 667	5 865 002	5 006 802	17.1	488 331	436 146	12.0	16 720	17 678
5082	Construction and mining (except petroleum) machinery and equipment -----	117	106	579 652	527 446	9.9	65 819	62 752	4.9	2 100	2 251
5083	Farm and garden machinery and equipment -----	385	396	1 621 880	1 050 442	54.4	82 468	69 835	18.1	3 753	3 706
5084	Industrial machinery and equipment -----	562	583	1 656 116	1 419 122	16.7	176 334	146 646	20.2	5 193	5 309
5085	Industrial supplies -----	348	295	1 470 631	1 176 290	25.0	113 321	86 478	31.0	3 575	3 271
5087	Service establishment equipment and supplies -----	187	222	199 313	277 669	-28.2	32 509	40 175	-19.1	1 403	2 043
5088	Transportation equipment and supplies, except motor vehicles -----	87	65	337 410	555 833	-39.3	17 880	30 260	-40.9	696	1 098
509	Miscellaneous durable goods -----	650	574	1 648 958	1 310 254	25.9	127 200	86 946	46.3	5 541	4 993
5091	Sporting and recreational goods and supplies -----	123	93	483 491	254 976	89.6	22 661	14 639	54.8	1 056	808
5092	Toys and hobby goods and supplies -----	68	55	160 409	106 105	51.2	13 639	9 915	37.6	571	520
5093	Scrap and waste materials -----	200	172	570 578	607 293	-6.0	48 049	30 660	56.7	2 132	1 733
5094	Jewelry, watches, precious stones, and precious metals -----	83	92	141 114	135 760	3.9	20 552	15 019	36.8	751	765
5099	Durable goods, n.e.c. -----	176	162	293 366	206 120	42.3	22 299	16 713	33.4	1 031	1 167
<b>51</b>	<b>Nondurable goods</b> -----	<b>4 289</b>	<b>4 266</b>	<b>34 902 565</b>	<b>28 137 437</b>	<b>24.0</b>	<b>1 371 460</b>	<b>1 058 459</b>	<b>29.6</b>	<b>54 521</b>	<b>50 067</b>
511	Paper and paper products -----	466	380	2 238 291	2 216 810	1.0	186 799	123 860	50.8	6 533	4 890
5111	Printing and writing paper -----	64	58	697 551	598 105	16.6	31 763	25 097	26.6	917	845
5112	Stationery and office supplies -----	272	203	882 388	482 912	82.7	103 843	45 728	127.1	4 058	2 172
5113	Industrial and personal service paper -----	130	119	658 352	1 135 793	-42.0	51 193	53 035	-3.5	1 558	1 873
512	Drugs, drug proprietaries, and druggists' sundries -----	121	95	3 333 315	1 225 562	172.0	92 188	45 523	102.5	2 743	1 853
5122	Drugs, drug proprietaries, and druggists' sundries -----	121	95	3 333 315	1 225 562	172.0	92 188	45 523	102.5	2 743	1 853
513	Apparel, piece goods, and notions -----	246	227	1 316 486	1 234 844	6.6	79 462	74 361	6.9	2 518	2 992
5131	Piece goods, notions, and other dry goods -----	60	58	202 814	170 524	18.9	17 838	13 010	37.1	573	538
5136	Men's and boys' clothing and furnishings -----	64	55	330 333	142 227	132.3	21 255	12 220	73.9	947	702
5137	Women's, children's, and infants' clothing and accessories -----	52	49	135 392	191 225	-29.2	6 734	14 311	-52.9	320	670
5139	Footwear -----	70	65	647 947	730 868	-11.3	33 635	34 820	-3.4	678	1 082
514	Groceries and related products -----	773	779	9 838 669	8 971 562	9.7	410 690	307 790	33.4	15 678	13 607
5141	Groceries, general line -----	84	90	3 478 018	2 656 614	30.9	116 065	89 868	29.2	4 079	3 525
5142	Packaged frozen foods -----	69	53	833 632	1 461 846	-43.0	50 516	25 512	98.0	1 566	1 024
5143	Dairy products, except dried or canned -----	62	75	890 224	1 000 990	-11.1	33 289	20 955	58.9	1 232	902
5144	Poultry and poultry products -----	39	32	554 092	155 420	256.5	13 733	10 366	32.5	669	614
5145	Confectionery -----	59	49	612 947	364 276	68.3	26 901	12 007	124.0	1 461	676

**Table 3. Comparative Statistics for the State: 1992 and 1987 — Con.**

[For meaning of abbreviations and symbols, see introductory text. For explanation of terms and comparability of 1987 and 1992 censuses, see appendix A]

SIC code	Type of operation and kind of business	Establishments		Sales			Annual payroll			Paid employees for pay period including March 12	
		1992 (number)	1987 (number)	1992 (\$1,000)	1987 (\$1,000)	Percent change 1987 to 1992	1992 (\$1,000)	1987 (\$1,000)	Percent change 1987 to 1992	1992 (number)	1987 (number)
<b>Wholesale trade — Con.</b>											
<b>51</b>	<b>Nondurable goods — Con.</b>										
514	Groceries and related products — Con.										
5146	Fish and seafoods .....	15	18	26 717	42 424	-37.0	2 639	2 385	10.6	146	145
5147	Meats and meat products .....	75	100	536 965	686 183	-21.7	21 769	31 800	-31.5	912	1 548
5148	Fresh fruits and vegetables .....	92	88	501 758	458 401	9.5	33 087	29 185	13.4	1 347	1 268
5149	Groceries and related products, n.e.c. ....	278	274	2 404 316	2 145 408	12.1	112 691	85 712	31.5	4 266	3 905
515	Farm-product raw materials .....	488	538	6 770 676	5 627 790	20.3	77 017	66 651	15.6	4 542	5 003
5153	Grain and field beans .....	299	319	5 264 536	3 919 606	34.3	60 550	51 030	18.7	2 660	2 790
5154	Livestock .....	154	183	1 417 636	1 628 641	-13.0	12 289	11 599	5.9	1 604	1 822
5159	Farm-product raw materials, n.e.c. ....	35	36	88 504	79 543	11.3	4 178	4 022	3.9	278	391
516	Chemicals and allied products .....	313	277	1 931 411	1 407 278	37.2	92 303	71 292	29.5	2 823	2 706
5162	Plastics materials and basic forms and shapes .....	73	55	452 621	172 217	162.8	21 302	12 269	73.6	662	541
5169	Chemicals and allied products, n.e.c. ....	240	222	1 478 790	1 235 061	19.7	71 001	59 023	20.3	2 161	2 165
517	Petroleum and petroleum products .....	503	578	4 924 591	3 669 731	34.2	104 256	97 702	6.7	5 210	4 854
5171	Petroleum bulk stations and terminals .....	396	467	3 055 922	3 139 301	-2.7	71 129	78 467	-9.4	3 420	3 934
5172	Petroleum and petroleum products wholesalers, except bulk stations and terminals .....	107	111	1 868 669	530 430	252.3	33 127	19 235	72.2	1 790	920
518	Beer, wine, and distilled alcoholic beverages .....	112	123	913 522	805 845	13.4	91 491	79 915	14.5	2 838	2 909
5181	Beer and ale .....	84	88	569 396	451 016	26.2	62 078	52 683	17.8	1 913	1 855
5182	Wine and distilled alcoholic beverages .....	28	35	344 126	354 829	-3.0	29 413	27 232	8.0	925	1 054
519	Miscellaneous nondurable goods .....	1 267	1 269	3 635 604	2 978 015	22.1	237 254	191 365	24.0	11 636	11 253
5191	Farm supplies .....	707	700	1 560 752	1 101 781	41.7	92 566	65 018	42.0	5 148	4 345
5192	Books, periodicals, and newspapers .....	87	67	687 409	186 845	267.9	52 681	19 877	165.0	2 572	1 139
5193	Flowers, nursery stock, and florists' supplies .....	73	60	101 175	77 807	30.0	15 732	11 588	35.8	828	807
5194	Tobacco and tobacco products .....	22	32	546 517	583 872	-6.4	15 086	16 251	-7.2	639	927
5198	Paints, varnishes, and supplies .....	96	99	222 528	221 474	.5	15 235	17 642	-13.6	617	850
5199	Nondurable goods, n.e.c. ....	282	261	517 223	806 236	-35.8	46 164	60 989	-24.3	1 832	3 185
	<b>Merchant wholesalers .....</b>	<b>9 294</b>	<b>8 801</b>	<b>39 645 423</b>	<b>30 159 598</b>	<b>31.5</b>	<b>2 650 544</b>	<b>2 173 497</b>	<b>21.9</b>	<b>103 828</b>	<b>101 293</b>
<b>50</b>	<b>Durable goods .....</b>	<b>5 784</b>	<b>5 323</b>	<b>16 668 612</b>	<b>12 737 812</b>	<b>30.9</b>	<b>1 636 673</b>	<b>1 350 255</b>	<b>21.2</b>	<b>61 295</b>	<b>61 436</b>
501	Motor vehicles and motor vehicle parts and supplies .....	1 190	1 044	3 480 964	2 622 557	32.7	268 596	195 165	37.6	11 264	10 076
5012	Automobiles and other motor vehicles .....	215	154	1 696 867	1 249 370	35.8	106 304	60 945	74.4	3 594	2 623
5013	Motor vehicle supplies and new parts .....	658	(D)	(D)	(D)	(D)	(D)	(D)	(D)	II	II
5014	Tires and tubes .....	106	92	(D)	(D)	(D)	(D)	(D)	(D)	GG	FF
5015	Motor vehicle parts, used .....	211	166	87 709	(D)	(D)	16 804	(D)	(D)	1 005	FF
502	Furniture and homefurnishings .....	234	210	657 803	472 440	39.2	79 913	55 968	42.8	3 196	2 440
5021	Furniture .....	90	100	(D)	227 492	(D)	(D)	28 212	(D)	GG	1 250
5023	Homefurnishings .....	144	110	(D)	244 948	(D)	(D)	27 756	(D)	GG	1 190
503	Lumber and other construction materials .....	377	349	1 565 052	1 153 236	35.7	120 814	107 076	12.8	4 424	4 472
5031	Lumber, plywood, millwork, and wood panels .....	184	157	1 106 051	743 087	48.8	68 833	62 238	10.6	2 511	2 532
5032	Brick, stone, and related construction materials .....	59	62	97 515	85 865	13.6	13 638	12 422	9.8	494	527
5033	Roofing, siding, and insulation materials .....	58	57	249 659	183 808	35.8	25 227	15 673	61.0	860	636
5039	Construction materials, n.e.c. ....	76	73	111 827	140 476	-20.4	13 116	16 743	-21.7	559	777
504	Professional and commercial equipment and supplies .....	809	727	2 012 688	1 313 747	53.2	258 130	198 822	29.8	9 218	8 990
5043	Photographic equipment and supplies .....	32	22	(D)	(D)	(D)	(D)	(D)	(D)	EE	EE
5044	Office equipment .....	176	199	(D)	311 442	(D)	(D)	67 188	(D)	HH	3 333
5045	Computers and computer peripheral equipment and software .....	225	144	523 648	223 747	134.0	56 320	34 007	65.6	1 903	1 412
5046	Commercial equipment, n.e.c. ....	91	98	(D)	149 333	(D)	(D)	23 487	(D)	FF	1 060
5047	Medical, dental, and hospital equipment and supplies .....	196	155	(D)	361 061	(D)	(D)	45 743	(D)	GG	1 745
5048	Ophthalmic goods .....	34	36	(D)	23 220	(D)	(D)	5 787	(D)	EE	331
5049	Professional equipment and supplies, n.e.c. ....	55	73	(D)	(D)	(D)	(D)	(D)	(D)	FF	FF
505	Metals and minerals, except petroleum .....	215	212	1 388 500	806 792	72.1	89 938	65 576	37.2	2 931	2 559
5051	Metals service centers and offices .....	210	205	(D)	802 946	(D)	(D)	64 806	(D)	HH	2 507
5052	Coal and other minerals and ores .....	5	7	(D)	3 846	(D)	(D)	770	(D)	BB	52
506	Electrical goods .....	531	471	1 775 414	1 545 968	14.8	181 048	190 032	-4.7	6 136	8 832
5063	Electrical apparatus and equipment, wiring supplies, and construction materials .....	285	245	884 488	643 750	37.4	90 719	70 238	29.2	3 120	3 088
5064	Electrical appliances, television and radio sets .....	54	60	(D)	591 921	(D)	(D)	80 237	(D)	FF	3 938
5065	Electronic parts and equipment, n.e.c. ....	192	166	(D)	310 297	(D)	(D)	39 557	(D)	GG	1 806
507	Hardware, and plumbing and heating equipment and supplies .....	448	426	1 259 448	959 330	31.3	120 232	102 917	16.8	4 474	4 455
5072	Hardware .....	138	132	(D)	372 780	(D)	(D)	37 044	(D)	GG	1 881
5074	Plumbing and heating equipment and supplies (hydronics) .....	180	160	296 184	308 435	-4.0	36 675	34 763	5.5	1 438	1 456
5075	Warm air heating and air-conditioning equipment and supplies .....	93	96	(D)	202 442	(D)	(D)	24 707	(D)	FF	902
5078	Refrigeration equipment and supplies .....	37	38	(D)	75 673	(D)	(D)	6 403	(D)	EE	216
508	Machinery, equipment, and supplies .....	1 410	1 378	3 228 304	2 800 026	15.3	399 815	354 912	12.7	14 359	14 899
5082	Construction and mining (except petroleum) machinery and equipment .....	105	93	(D)	422 810	(D)	(D)	54 632	(D)	GG	1 975
5083	Farm and garden machinery and equipment .....	365	377	(D)	540 588	(D)	(D)	53 353	(D)	HH	3 231
5084	Industrial machinery and equipment .....	413	429	1 046 337	825 907	26.7	145 719	117 458	24.1	4 420	4 350
5085	Industrial supplies .....	285	226	660 364	550 984	19.9	87 403	70 788	23.5	2 934	2 716
5087	Service establishment equipment and supplies .....	176	205	159 896	210 577	-24.1	30 437	35 063	-13.2	1 337	1 800
5088	Transportation equipment and supplies, except motor vehicles .....	66	48	203 997	249 160	-18.1	14 899	23 618	-36.9	526	827
509	Miscellaneous durable goods .....	570	506	1 300 439	1 063 716	22.3	118 187	79 787	48.1	5 293	4 713
5091	Sporting and recreational goods and supplies .....	96	75	320 303	142 044	125.5	19 203	10 602	81.1	967	647
5092	Toys and hobby goods and supplies .....	61	50	(D)	87 561	(D)	(D)	9 223	(D)	FF	493
5093	Scrap and waste materials .....	194	163	(D)	(D)	(D)	(D)	(D)	(D)	GG	GG
5094	Jewelry, watches, precious stones, and precious metals .....	76	87	(D)	131 519	(D)	(D)	14 681	(D)	FF	754
5099	Durable goods, n.e.c. ....	143	131	(D)	(D)	(D)	(D)	(D)	(D)	FF	GG

**Table 3. Comparative Statistics for the State: 1992 and 1987 — Con.**

[For meaning of abbreviations and symbols, see introductory text. For explanation of terms and comparability of 1987 and 1992 censuses, see appendix A]

SIC code	Type of operation and kind of business	Establishments		Sales			Annual payroll			Paid employees for pay period including March 12	
		1992 (number)	1987 (number)	1992 (\$1,000)	1987 (\$1,000)	Percent change 1987 to 1992	1992 (\$1,000)	1987 (\$1,000)	Percent change 1987 to 1992	1992 (number)	1987 (number)
<b>Merchant wholesalers — Con.</b>											
<b>51</b>	<b>Nondurable goods</b> .....	<b>3 510</b>	<b>3 478</b>	<b>22 976 811</b>	<b>17 421 786</b>	<b>31.9</b>	<b>1 013 871</b>	<b>823 242</b>	<b>23.2</b>	<b>42 533</b>	<b>39 857</b>
511	Paper and paper products .....	370	307	1 141 326	897 205	27.2	121 028	94 089	28.6	4 744	3 862
5111	Printing and writing paper .....	49	43	365 595	292 567	25.0	24 333	20 386	19.4	713	696
5112	Stationery and office supplies .....	221	173	393 820	222 474	77.0	51 279	31 821	61.1	2 572	1 596
5113	Industrial and personal service paper .....	100	91	381 911	382 164	-1.1	45 416	41 882	8.4	1 459	1 570
512	Drugs, drug proprietaries, and druggists' sundries .....	103	77	(D)	860 303	(D)	(D)	34 487	(D)	GG	1 525
5122	Drugs, drug proprietaries, and druggists' sundries .....	103	77	(D)	860 303	(D)	(D)	34 487	(D)	GG	1 525
513	Apparel, piece goods, and notions .....	173	151	608 329	626 445	-2.9	49 290	48 577	1.5	1 672	1 880
5131	Piece goods, notions, and other dry goods .....	40	39	(D)	94 021	(D)	(D)	10 598	(D)	EE	433
5136	Men's and boys' clothing and furnishings .....	52	41	(D)	69 346	(D)	(D)	6 502	(D)	FF	374
5137	Women's, children's, and infants' clothing and accessories .....	35	29	64 091	20 846	207.4	3 442	2 608	32.0	201	183
5139	Footwear .....	46	42	(D)	442 232	(D)	(D)	28 869	(D)	EE	890
514	Groceries and related products .....	547	561	5 333 694	4 231 885	26.0	266 750	209 331	27.4	10 671	9 745
5141	Groceries, general line .....	68	71	2 879 048	2 234 213	28.9	104 026	80 481	29.3	3 674	3 153
5142	Packaged frozen foods .....	44	34	505 643	238 384	112.1	41 394	16 990	143.6	1 285	745
5143	Dairy products, except dried or canned .....	41	53	390 998	263 394	48.4	13 356	8 863	50.7	573	419
5144	Poultry and poultry products .....	28	27	279 664	(D)	(D)	9 144	(D)	(D)	568	FF
5145	Confectionery .....	45	31	82 431	(D)	(D)	9 403	(D)	(D)	493	CC
5146	Fish and seafoods .....	15	17	26 717	(D)	(D)	2 639	(D)	(D)	146	CC
5147	Meats and meat products .....	59	89	234 425	449 987	-47.9	15 522	25 607	-39.4	708	1 335
5148	Fresh fruits and vegetables .....	85	75	(D)	324 976	(D)	(D)	24 131	(D)	GG	1 184
5149	Groceries and related products, n.e.c. ....	162	164	(D)	506 470	(D)	(D)	37 686	(D)	GG	1 953
515	Farm-product raw materials .....	383	429	5 674 252	4 360 226	30.1	66 964	58 705	14.1	3 284	3 564
5153	Grain and field beans .....	286	310	5 150 714	3 781 315	36.2	58 250	50 641	15.0	2 592	2 777
5154	Livestock .....	68	89	478 355	521 829	-8.3	5 019	4 318	16.2	443	437
5159	Farm-product raw materials, n.e.c. ....	29	30	45 183	57 082	-20.8	3 695	3 746	-1.4	249	350
516	Chemicals and allied products .....	239	189	669 054	444 128	50.6	57 934	41 050	41.1	1 869	1 658
5162	Plastics materials and basic forms and shapes .....	53	34	151 380	89 684	68.8	15 359	8 712	76.3	520	395
5169	Chemicals and allied products, n.e.c. ....	186	155	517 674	354 444	46.1	42 575	32 338	31.7	1 349	1 263
517	Petroleum and petroleum products .....	478	527	(D)	2 797 215	(D)	(D)	89 168	(D)	HH	4 565
5171	Petroleum bulk stations and terminals .....	381	431	2 076 431	2 422 749	-14.3	66 751	72 265	-7.6	3 231	3 705
5172	Petroleum and petroleum products wholesalers, except bulk stations and terminals .....	97	96	(D)	374 466	(D)	(D)	16 903	(D)	GG	860
518	Beer, wine, and distilled alcoholic beverages .....	108	121	(D)	(D)	(D)	(D)	(D)	(D)	HH	HH
5181	Beer and ale .....	82	88	(D)	451 016	(D)	(D)	52 683	(D)	GG	1 855
5182	Wine and distilled alcoholic beverages .....	26	33	(D)	(D)	(D)	(D)	(D)	(D)	FF	GG
519	Miscellaneous nondurable goods .....	1 109	1 116	(D)	(D)	(D)	(D)	(D)	(D)	JJ	JJ
5191	Farm supplies .....	666	695	1 315 064	893 580	47.2	85 258	58 133	46.7	4 922	4 059
5192	Books, periodicals, and newspapers .....	70	54	(D)	157 800	(D)	(D)	16 751	(D)	GG	943
5193	Flowers, nursery stock, and florists' supplies .....	71	54	(D)	(D)	(D)	(D)	(D)	(D)	FF	FF
5194	Tobacco and tobacco products .....	20	31	(D)	(D)	(D)	(D)	(D)	(D)	FF	FF
5198	Paints, varnishes, and supplies .....	44	65	36 711	80 548	-54.4	5 445	12 124	-55.1	240	613
5199	Nondurable goods, n.e.c. ....	238	217	(D)	694 365	(D)	(D)	56 288	(D)	GG	2 937
<b>Manufacturers' sales branches and sales offices</b>											
<b>50</b>	<b>Durable goods</b> .....	<b>442</b>	<b>455</b>	<b>12 184 862</b>	<b>10 236 647</b>	<b>19.0</b>	<b>425 861</b>	<b>329 221</b>	<b>29.4</b>	<b>10 079</b>	<b>10 496</b>
501	Motor vehicles and motor vehicle parts and supplies .....	47	52	4 683 127	3 499 215	33.8	44 101	48 189	-8.5	1 408	1 880
502	Furniture and home furnishings .....	19	9	290 142	57 487	404.7	9 936	1 902	422.4	296	57
503	Lumber and other construction materials .....	44	38	263 028	260 066	1.1	15 055	11 411	31.9	510	384
504	Professional and commercial equipment and supplies .....	79	113	1 838 592	1 652 411	11.3	214 600	162 859	31.8	4 134	4 674
505	Metals and minerals, except petroleum .....	43	35	1 788 379	2 239 039	-20.1	19 110	12 128	57.6	511	377
506	Electrical goods .....	84	65	873 085	590 679	47.8	47 880	25 646	86.7	1 180	775
507	Hardware, and plumbing and heating equipment and supplies .....	26	21	516 368	102 036	406.1	15 890	7 177	121.4	428	313
508	Machinery, equipment, and supplies .....	95	116	1 916 630	1 773 379	8.1	58 357	57 994	.6	1 568	1 903
509	Miscellaneous durable goods .....	5	6	15 511	62 335	-75.1	932	1 915	-51.3	44	133
<b>51</b>	<b>Nondurable goods</b> .....	<b>361</b>	<b>391</b>	<b>7 682 232</b>	<b>7 611 075</b>	<b>.9</b>	<b>271 729</b>	<b>182 180</b>	<b>49.2</b>	<b>8 767</b>	<b>7 142</b>
511	Paper and paper products .....	51	49	927 098	1 223 725	-24.2	59 209	27 125	118.3	1 628	956
512	Drugs, drug proprietaries, and druggists' sundries .....	14	9	1 153 355	295 009	291.0	28 729	8 877	223.6	636	256
513	Apparel, piece goods, and notions .....	17	21	286 679	321 487	-10.8	12 368	20 925	-40.9	564	949
514	Groceries and related products .....	116	110	2 434 647	3 579 316	-32.0	106 406	70 493	50.9	3 847	2 856
515	Farm-product raw materials .....	-	-	-	-	-	-	-	-	-	-
516	Chemicals and allied products .....	39	56	1 093 584	894 673	22.2	29 136	26 771	8.8	829	935
517	Petroleum and petroleum products .....	21	48	(D)	(D)	(D)	(D)	(D)	(D)	EE	EE
518	Beer, wine, and distilled alcoholic beverages .....	4	2	(D)	(D)	(D)	(D)	(D)	(D)	BB	BB
519	Miscellaneous nondurable goods .....	99	96	(D)	402 026	(D)	(D)	18 841	(D)	FF	887
<b>Agents, brokers, and commission merchants</b>											
<b>50</b>	<b>Durable goods</b> .....	<b>721</b>	<b>652</b>	<b>4 659 790</b>	<b>2 434 509</b>	<b>91.4</b>	<b>119 295</b>	<b>82 968</b>	<b>43.8</b>	<b>3 745</b>	<b>3 248</b>
501	Motor vehicles and motor vehicle parts and supplies .....	39	34	1 528 585	457 772	233.9	17 327	9 002	92.5	1 110	683
502	Furniture and home furnishings .....	56	47	218 932	158 821	37.8	6 865	4 421	55.3	161	138
503	Lumber and other construction materials .....	29	20	146 506	40 157	264.8	3 879	1 187	228.8	91	46
504	Professional and commercial equipment and supplies .....	76	58	223 877	90 786	146.6	11 850	5 420	118.6	257	218
505	Metals and minerals, except petroleum .....	35	34	209 543	211 811	-1.1	4 459	3 399	31.2	96	100
506	Electrical goods .....	159	151	972 871	600 806	61.9	26 874	20 622	30.3	758	704



**Table 3. Comparative Statistics for the State: 1992 and 1987 — Con.**

[For meaning of abbreviations and symbols, see introductory text. For explanation of terms and comparability of 1987 and 1992 censuses, see appendix A]

SIC code	Type of operation and kind of business	Establishments		Sales			Annual payroll			Paid employees for pay period including March 12	
		1992 (number)	1987 (number)	1992 (\$1,000)	1987 (\$1,000)	Percent change 1987 to 1992	1992 (\$1,000)	1987 (\$1,000)	Percent change 1987 to 1992	1992 (number)	1987 (number)
	<b>Agents, brokers, and commission merchants — Con.</b>										
<b>50</b>	<b>Durable goods — Con.</b>										
507	Hardware, and plumbing and heating equipment and supplies .....	71	73	306 400	256 756	19.3	9 801	10 433	-6.1	275	336
508	Machinery, equipment, and supplies .....	181	173	720 068	433 397	66.1	30 159	23 240	29.8	793	876
509	Miscellaneous durable goods .....	75	62	333 008	184 203	80.8	8 081	5 244	54.1	204	147
<b>51</b>	<b>Nondurable goods .....</b>	<b>418</b>	<b>397</b>	<b>4 243 522</b>	<b>3 104 576</b>	<b>36.7</b>	<b>85 860</b>	<b>53 037</b>	<b>61.9</b>	<b>3 221</b>	<b>3 068</b>
511	Paper and paper products .....	45	24	169 867	95 880	77.2	6 562	2 646	148.0	161	72
512	Drugs, drug proprietaries, and druggists' sundries .....	4	9	(D)	70 250	(D)	(D)	2 159	(D)	BB	72
513	Apparel, piece goods, and notions .....	56	55	421 478	286 912	46.9	17 804	4 859	266.4	282	163
514	Groceries and related products .....	110	108	2 070 328	1 160 361	78.4	37 534	27 966	34.2	1 160	1 006
515	Farm-product raw materials .....	105	109	1 096 424	1 267 564	-13.5	10 053	7 946	26.5	1 258	1 439
516	Chemicals and allied products .....	35	32	168 773	68 477	146.5	5 233	3 471	50.8	125	113
517	Petroleum and petroleum products .....	4	3	3 548	(D)	(D)	182	(D)	(D)	14	BB
518	Beer, wine, and distilled alcoholic beverages .....	—	—	—	—	—	—	—	—	—	—
519	Miscellaneous nondurable goods .....	59	57	(D)	(D)	(D)	(D)	(D)	(D)	CC	CC

**Table 4. Summary Statistics for Counties and for Places With 2,500 Inhabitants or More: 1992**

[For meaning of abbreviations and symbols, see introductory text. For explanation of terms and comparability of 1987 and 1992 censuses, see appendix A. For information on geographic areas followed by ▲, see appendix F]

Geographic area	Estab-lish-ments (number)	Sales (\$1,000)	Annual payroll (\$1,000)	Paid employees for pay period including March 12 (number)	Merchant wholesalers			Other operating types		
					Estab-lish-ments (number)	Sales (\$1,000)	Annual payroll (\$1,000)	Paid employees for pay period including March 12 (number)	Estab-lish-ments (number)	Sales (\$1,000)
<b>Missouri .....</b>	<b>11 236</b>	<b>68 415 829</b>	<b>3 553 289</b>	<b>129 640</b>	<b>9 294</b>	<b>39 645 423</b>	<b>2 650 544</b>	<b>103 828</b>	<b>1 942</b>	<b>28 770 406</b>
Adair County .....	46	90 241	5 322	344	41	67 132	4 646	277	5	23 109
Kirksville .....	42	89 340	5 219	336	37	66 231	4 543	269	5	23 109
Balance of county .....	4	901	103	8	4	901	103	8	—	—
Andrew County .....	17	46 870	1 111	103	16	(D)	(D)	BB	1	(D)
Savannah .....	12	(D)	(D)	BB	11	(D)	(D)	BB	1	(D)
Balance of county .....	5	(D)	(D)	BB	5	(D)	(D)	BB	—	—
Atchison County .....	22	137 047	3 211	130	21	(D)	(D)	CC	1	(D)
Audrain County .....	59	184 957	6 744	356	57	(D)	(D)	EE	2	(D)
Centralia (part) ▲ .....	—	—	—	—	—	—	—	—	—	—
Mexico .....	31	113 942	2 929	164	30	(D)	(D)	CC	1	(D)
Vandalia (part) ▲ .....	7	12 540	706	34	7	12 540	706	34	—	—
Balance of county .....	21	58 475	3 109	158	20	(D)	(D)	CC	1	(D)
Barry County .....	47	132 130	7 919	455	45	(D)	(D)	EE	2	(D)
Monett (part) ▲ .....	20	(D)	(D)	CC	20	(D)	(D)	CC	—	—
Balance of county .....	27	(D)	(D)	CC	25	57 272	3 201	207	2	(D)
Barton County .....	23	53 835	3 691	246	23	53 835	3 691	246	—	—
Lamar .....	9	20 324	1 551	95	9	20 324	1 551	95	—	—
Balance of county .....	14	33 511	2 140	151	14	33 511	2 140	151	—	—
Bates County .....	26	45 621	2 488	155	24	(D)	(D)	CC	2	(D)
Butler .....	11	(D)	(D)	BB	10	(D)	(D)	BB	1	(D)
Balance of county .....	15	(D)	(D)	BB	14	(D)	(D)	BB	1	(D)
Benton County .....	22	30 585	1 986	154	22	30 585	1 986	154	—	—
Bollinger County .....	17	30 359	2 420	134	13	17 885	2 025	85	4	12 474
Boone County .....	197	546 166	50 497	2 199	172	446 014	42 005	1 927	25	100 152
Centralia (part) ▲ .....	5	12 005	467	20	5	12 005	467	20	—	—
Columbia .....	154	490 307	44 904	1 919	136	404 972	38 042	1 701	18	85 335
Balance of county .....	38	43 854	5 126	260	31	29 037	3 496	206	7	14 817
Buchanan County .....	186	736 875	43 094	1 765	168	(D)	(D)	GG	18	(D)
St. Joseph .....	174	682 796	41 696	1 709	157	514 670	37 231	1 543	17	168 126
Balance of county .....	12	54 079	1 398	56	11	(D)	(D)	BB	1	(D)
Butler County .....	96	161 667	10 894	665	91	155 213	10 176	614	5	6 454
Poplar Bluff .....	54	(D)	(D)	EE	50	(D)	(D)	EE	4	(D)
Balance of county .....	42	(D)	(D)	EE	41	(D)	(D)	EE	1	(D)
Caldwell County .....	16	23 969	1 085	82	16	23 969	1 085	82	—	—
Callaway County .....	44	106 324	5 866	393	41	80 427	5 100	359	3	25 897
Fulton .....	20	45 495	2 812	211	18	(D)	(D)	CC	2	(D)
Jefferson City (part) ▲ .....	—	—	—	—	—	—	—	—	—	—
Balance of county .....	24	60 829	3 054	182	23	(D)	(D)	CC	1	(D)

**Table 4. Summary Statistics for Counties and for Places With 2,500 Inhabitants or More: 1992—Con.**

[For meaning of abbreviations and symbols, see introductory text. For explanation of terms and comparability of 1987 and 1992 censuses, see appendix A. For information on geographic areas followed by ▲, see appendix F]

Geographic area	Estab- lish- ments (number)	Sales (\$1,000)	Annual payroll (\$1,000)	Paid employees for pay period including March 12 (number)	Merchant wholesalers			Other operating types		
					Estab- lish- ments (number)	Sales (\$1,000)	Annual payroll (\$1,000)	Paid employees for pay period including March 12 (number)	Estab- lish- ments (number)	Sales (\$1,000)
<b>Missouri—Con.</b>										
Camden County -----	65	111 044	4 796	263	58	49 929	3 975	246	7	61 115
Camdenton -----	6	8 623	510	31	5	(D)	(D)	BB	1	(D)
Osage Beach (part) ▲ -----	7	(D)	(D)	AA	5	5 788	160	12	2	(D)
Balance of county -----	52	(D)	(D)	CC	48	(D)	(D)	CC	4	(D)
Cape Girardeau County -----	196	655 296	42 445	2 094	184	575 768	39 996	1 996	12	79 528
Cape Girardeau (part) ▲ -----	141	490 609	32 064	1 584	131	(D)	(D)	GG	10	(D)
Jackson -----	29	73 936	5 737	277	29	73 936	5 737	277	—	—
Scott City (part) ▲ -----	—	—	—	—	—	—	—	—	—	—
Balance of county -----	26	90 751	4 644	233	24	(D)	(D)	CC	2	(D)
Carroll County -----	25	72 617	2 801	214	22	(D)	(D)	CC	3	(D)
Carrollton -----	13	(D)	(D)	BB	12	(D)	(D)	BB	1	(D)
Balance of county -----	12	(D)	(D)	CC	10	(D)	(D)	BB	2	(D)
Carter County -----	6	2 367	205	15	6	2 367	205	15	—	—
Cass County -----	73	102 409	8 202	432	70	(D)	(D)	EE	3	(D)
Belton -----	16	21 863	2 045	94	16	21 863	2 045	94	—	—
Harrisonville -----	17	34 032	2 498	113	16	(D)	(D)	CC	1	(D)
Kansas City (part) ▲ -----	—	—	—	—	—	—	—	—	—	—
Lee's Summit (part) ▲ -----	1	(D)	(D)	AA	1	(D)	(D)	AA	—	—
Pleasant Hill -----	4	(D)	(D)	BB	4	(D)	(D)	BB	—	—
Raymore -----	7	8 378	745	70	7	8 378	745	70	—	—
Balance of county -----	28	(D)	(D)	CC	26	(D)	(D)	CC	2	(D)
Cedar County -----	21	23 597	1 153	101	17	18 226	1 060	83	4	5 371
El Dorado Springs -----	9	12 862	627	48	8	(D)	(D)	BB	1	(D)
Balance of county -----	12	10 735	526	53	9	(D)	(D)	BB	3	(D)
Chariton County -----	31	99 780	4 698	247	29	(D)	(D)	CC	2	(D)
Marceline (part) ▲ -----	—	—	—	—	—	—	—	—	—	—
Balance of county -----	31	99 780	4 698	247	29	(D)	(D)	CC	2	(D)
Christian County -----	50	125 508	5 409	325	45	(D)	(D)	EE	5	(D)
Nixa -----	12	11 822	2 263	119	12	11 822	2 263	119	—	—
Ozark -----	8	12 299	563	43	8	12 299	563	43	—	—
Springfield (part) ▲ -----	2	(D)	(D)	AA	1	(D)	(D)	AA	1	(D)
Balance of county -----	28	(D)	(D)	CC	24	(D)	(D)	CC	4	37 573
Clark County -----	24	56 192	2 922	166	22	(D)	(D)	CC	2	(D)
Clay County -----	395	5 104 676	162 665	5 362	313	1 905 158	129 056	4 407	82	3 199 518
Excelsior Springs (part) ▲ -----	6	(D)	(D)	BB	6	(D)	(D)	BB	—	—
Gladstone -----	27	(D)	(D)	CC	24	19 137	2 116	110	3	(D)
Independence (part) ▲ -----	—	—	—	—	—	—	—	—	—	—
Kansas City (part) ▲ -----	80	817 385	43 262	1 423	65	(D)	(D)	GG	15	(D)
Liberty -----	31	37 263	3 211	138	27	31 433	2 908	128	4	5 830
North Kansas City -----	227	2 109 652	102 450	3 415	171	1 323 135	79 140	2 708	56	786 517
Pleasant Valley -----	—	—	—	—	—	—	—	—	—	—
Smithville -----	—	—	—	—	—	—	—	—	—	—
Sugar Creek (part) ▲ -----	—	—	—	—	—	—	—	—	—	—
Balance of county -----	24	(D)	(D)	CC	20	(D)	(D)	CC	4	(D)
Clinton County -----	25	34 409	2 811	160	23	(D)	(D)	CC	2	(D)
Cameron (part) ▲ -----	11	(D)	(D)	BB	10	(D)	(D)	BB	1	(D)
Balance of county -----	14	(D)	(D)	CC	13	19 422	1 792	106	1	(D)
Cole County -----	122	591 307	47 909	2 051	112	503 561	38 358	1 859	10	87 746
Jefferson City (part) ▲ -----	109	582 092	46 961	2 004	99	494 346	37 410	1 812	10	87 746
Balance of county -----	13	9 215	948	47	13	9 215	948	47	—	—
Cooper County -----	36	60 001	2 910	192	35	(D)	(D)	CC	1	(D)
Boonville -----	19	27 393	1 976	106	19	27 393	1 976	106	—	—
Balance of county -----	17	32 608	934	86	16	(D)	(D)	BB	1	(D)
Crawford County ▲ -----	19	44 189	1 559	96	14	14 919	1 318	64	5	29 270
Cuba -----	7	14 789	1 060	39	6	(D)	(D)	BB	1	(D)
Sullivan (part) ▲ -----	1	(D)	(D)	AA	1	(D)	(D)	AA	—	—
Balance of county -----	11	(D)	(D)	BB	7	(D)	(D)	BB	4	(D)
Dade County -----	11	65 595	4 692	247	10	(D)	(D)	CC	1	(D)
Dallas County -----	23	49 652	2 361	228	20	31 834	2 258	188	3	17 818
Daviess County -----	16	35 252	1 977	155	15	(D)	(D)	CC	1	(D)
DeKalb County -----	11	19 245	1 406	76	11	19 245	1 406	76	—	—
Cameron (part) ▲ -----	2	(D)	(D)	BB	2	(D)	(D)	BB	—	—
Balance of county -----	9	(D)	(D)	BB	9	(D)	(D)	BB	—	—
Dent County -----	13	224 470	18 914	539	11	(D)	(D)	FF	2	(D)
Salem -----	8	(D)	(D)	FF	7	(D)	(D)	FF	1	(D)
Balance of county -----	5	(D)	(D)	BB	4	(D)	(D)	BB	1	(D)
Douglas County -----	15	15 377	1 423	81	15	15 377	1 423	81	—	—
Ava -----	7	9 597	1 004	51	7	9 597	1 004	51	—	—
Balance of county -----	8	5 780	419	30	8	5 780	419	30	—	—
Dunklin County -----	81	157 937	11 067	533	75	139 957	10 697	514	6	17 980
Kennett -----	27	70 020	5 906	254	26	(D)	(D)	CC	1	(D)
Malden -----	15	33 816	1 764	98	14	(D)	(D)	BB	1	(D)
Balance of county -----	39	54 101	3 397	181	35	(D)	(D)	CC	4	(D)

**Table 4. Summary Statistics for Counties and for Places With 2,500 Inhabitants or More: 1992—Con.**

[For meaning of abbreviations and symbols, see introductory text. For explanation of terms and comparability of 1987 and 1992 censuses, see appendix A. For information on geographic areas followed by ▲, see appendix F]

Geographic area	Estab-lish-ments (number)	Sales (\$1,000)	Annual payroll (\$1,000)	Paid employees for pay period including March 12 (number)	Merchant wholesalers			Other operating types		
					Estab-lish-ments (number)	Sales (\$1,000)	Annual payroll (\$1,000)	Paid employees for pay period including March 12 (number)	Estab-lish-ments (number)	Sales (\$1,000)
<b>Missouri—Con.</b>										
Franklin County .....	110	176 317	17 277	846	102	(D)	(D)	FF	8	(D)
Pacific (part) ▲ .....	10	(D)	(D)	BB	8	(D)	(D)	BB	2	(D)
St. Clair .....	7	6 308	1 113	45	6	(D)	(D)	BB	1	(D)
Sullivan (part) ▲ .....	5	(D)	(D)	BB	5	(D)	(D)	BB	—	—
Union .....	14	29 659	2 118	102	14	29 659	2 118	102	—	—
Washington .....	34	57 949	4 663	222	32	(D)	(D)	CC	2	(D)
Balance of county .....	40	50 014	6 215	326	37	(D)	(D)	EE	3	(D)
Gasconade County .....	36	47 293	3 587	228	34	(D)	(D)	CC	2	(D)
Hermann .....	9	(D)	(D)	BB	8	(D)	(D)	BB	1	(D)
Balance of county .....	27	(D)	(D)	CC	26	38 738	2 757	172	1	(D)
Gentry County .....	21	39 379	2 140	114	18	31 357	1 545	92	3	8 022
Greene County .....	610	4 085 624	221 045	9 003	517	3 056 448	186 987	7 681	93	1 029 176
Republic .....	8	6 247	1 395	71	8	6 247	1 395	71	—	—
Springfield (part) ▲ .....	534	(D)	(D)	II	449	(D)	(D)	II	85	(D)
Balance of county .....	68	(D)	(D)	EE	60	(D)	(D)	EE	8	(D)
Grundy County .....	22	61 585	2 290	160	22	61 585	2 290	160	—	—
Trenton .....	16	56 363	2 020	134	16	56 363	2 020	134	—	—
Balance of county .....	6	5 222	270	26	6	5 222	270	26	—	—
Harrison County .....	24	59 739	3 601	211	23	(D)	(D)	CC	1	(D)
Bethany .....	12	37 107	2 575	155	12	37 107	2 575	155	—	—
Balance of county .....	12	22 632	1 026	56	11	(D)	(D)	BB	1	(D)
Henry County .....	50	212 900	11 262	613	47	(D)	(D)	EE	3	(D)
Clinton .....	30	193 752	9 923	523	29	(D)	(D)	EE	1	(D)
Windsor (part) ▲ .....	5	6 288	522	31	5	6 288	522	31	—	—
Balance of county .....	15	12 860	817	59	13	(D)	(D)	BB	2	(D)
Hickory County .....	5	3 083	192	19	5	3 083	192	19	—	—
Holt County .....	10	27 187	1 398	65	10	27 187	1 398	65	—	—
Howard County .....	17	32 799	2 447	119	17	32 799	2 447	119	—	—
Fayette .....	7	9 868	843	39	7	9 868	843	39	—	—
Balance of county .....	10	22 931	1 604	80	10	22 931	1 604	80	—	—
Howell County .....	67	294 868	10 741	654	59	183 605	9 057	586	8	111 263
West Plains .....	49	128 620	8 192	527	46	(D)	(D)	FF	3	(D)
Balance of county .....	18	166 248	2 549	127	13	(D)	(D)	BB	5	(D)
Iron County .....	9	5 990	487	26	9	5 990	487	26	—	—
Jackson County .....	1 442	10 938 345	634 276	21 457	1 188	5 930 617	431 652	15 934	254	5 007 728
Blue Springs .....	62	114 699	8 912	362	44	85 485	7 867	329	18	29 214
Buckner .....	5	9 175	395	23	5	9 175	395	23	—	—
Grandview .....	52	381 992	31 229	1 276	41	224 258	24 768	1 054	11	157 734
Independence (part) ▲ .....	132	323 500	27 802	1 148	117	246 098	22 800	1 010	15	77 402
Kansas City (part) ▲ .....	1 005	8 798 795	517 458	16 889	835	5 113 894	343 051	12 328	170	3 684 901
Lee's Summit (part) ▲ .....	86	(D)	(D)	FF	72	(D)	(D)	FF	14	754 235
Oak Grove (part) ▲ .....	6	1 272	188	12	5	(D)	(D)	AA	1	(D)
Raytown .....	55	210 930	14 861	449	37	59 690	8 130	261	18	151 240
Sugar Creek (part) ▲ .....	6	(D)	(D)	BB	5	(D)	(D)	AA	1	(D)
Balance of county .....	33	(D)	(D)	EE	27	42 194	7 700	375	6	(D)
Jasper County .....	264	1 006 565	57 636	2 701	238	770 542	51 498	2 456	26	236 023
Carl Junction .....	1	(D)	(D)	AA	1	(D)	(D)	AA	—	—
Carthage .....	25	164 098	5 254	220	18	32 078	3 264	177	7	132 020
Joplin (part) ▲ .....	179	673 144	43 933	1 993	162	(D)	(D)	GG	17	(D)
Webb City .....	12	10 605	918	60	12	10 605	918	60	—	—
Balance of county .....	47	(D)	(D)	EE	45	154 607	7 340	413	2	(D)
Jefferson County .....	189	395 759	31 812	1 397	166	296 106	28 563	1 252	23	99 653
Arnold .....	28	82 191	3 980	164	23	29 321	3 528	143	5	52 870
Crystal City .....	9	7 462	1 084	47	8	(D)	(D)	BB	1	(D)
De Soto .....	5	40 282	1 607	79	5	40 282	1 607	79	—	—
Festus .....	16	21 696	3 112	85	14	(D)	(D)	BB	2	(D)
Pevely .....	2	(D)	(D)	AA	2	(D)	(D)	AA	—	—
Balance of county .....	129	(D)	(D)	GG	114	(D)	(D)	FF	15	37 624
Johnson County .....	45	83 669	6 015	449	41	(D)	(D)	EE	4	(D)
Warrensburg .....	17	34 132	2 941	252	15	(D)	(D)	BB	2	(D)
Balance of county .....	28	49 537	3 074	197	26	(D)	(D)	CC	2	(D)
Knox County .....	12	12 496	437	39	10	(D)	(D)	BB	2	(D)
Laclede County .....	56	86 334	6 194	372	53	73 450	5 006	332	3	12 884
Lebanon .....	43	71 767	5 438	324	41	(D)	(D)	EE	2	(D)
Balance of county .....	13	14 567	756	48	12	(D)	(D)	BB	1	(D)
Lafayette County .....	64	136 318	9 353	484	58	128 180	8 871	456	6	8 138
Higginsville .....	18	28 414	2 528	153	17	(D)	(D)	CC	1	(D)
Lexington .....	6	11 804	829	38	5	(D)	(D)	BB	1	(D)
Oak Grove (part) ▲ .....	—	—	—	—	—	—	—	—	—	—
Odessa .....	12	14 548	1 150	66	12	14 548	1 150	66	—	—
Balance of county .....	28	81 552	4 846	227	24	(D)	(D)	CC	4	(D)
Lawrence County .....	38	157 281	3 316	200	32	(D)	(D)	CC	6	(D)
Aurora .....	11	28 013	1 560	105	8	24 735	1 165	84	3	3 278
Monett (part) ▲ .....	1	(D)	(D)	AA	1	(D)	(D)	AA	—	—
Mount Vernon .....	10	(D)	(D)	BB	9	(D)	(D)	BB	1	(D)
Balance of county .....	16	(D)	(D)	BB	14	(D)	(D)	BB	2	(D)

**Table 4. Summary Statistics for Counties and for Places With 2,500 Inhabitants or More: 1992—Con.**

[For meaning of abbreviations and symbols, see introductory text. For explanation of terms and comparability of 1987 and 1992 censuses, see appendix A. For information on geographic areas followed by ▲, see appendix F]

Geographic area	Estab-lish-ments (number)	Sales (\$1,000)	Annual payroll (\$1,000)	Paid employees for pay period including March 12 (number)	Merchant wholesalers			Other operating types		
					Estab-lish-ments (number)	Sales (\$1,000)	Annual payroll (\$1,000)	Paid employees for pay period including March 12 (number)	Estab-lish-ments (number)	Sales (\$1,000)
<b>Missouri—Con.</b>										
Lewis County .....	24	43 212	2 239	121	22	(D)	(D)	CC	2	(D)
Canton .....	3	6 526	952	55	3	6 526	952	55	—	—
Balance of county .....	21	36 686	1 287	66	19	(D)	(D)	BB	2	(D)
Lincoln County .....	41	68 872	5 208	278	39	(D)	(D)	EE	2	(D)
Troy .....	10	18 563	1 436	91	10	18 563	1 436	91	—	—
Balance of county .....	31	50 309	3 772	187	29	(D)	(D)	CC	2	(D)
Linn County .....	31	63 824	3 156	205	29	(D)	(D)	CC	2	(D)
Brookfield .....	16	43 863	1 555	112	15	(D)	(D)	BB	1	(D)
Marceline (part) ▲ .....	4	2 251	188	10	4	2 251	188	10	—	—
Balance of county .....	11	17 710	1 413	83	10	(D)	(D)	BB	1	(D)
Livingston County .....	44	116 449	8 907	484	40	92 889	8 062	437	4	23 560
Chillicothe .....	32	85 770	7 130	389	29	(D)	(D)	EE	3	(D)
Balance of county .....	12	30 679	1 777	95	11	(D)	(D)	BB	1	(D)
McDonald County .....	26	33 406	2 421	158	25	(D)	(D)	CC	1	(D)
Macon County .....	27	72 999	2 861	199	25	(D)	(D)	CC	2	(D)
Macon .....	12	(D)	(D)	CC	11	26 608	1 840	104	1	(D)
Balance of county .....	15	(D)	(D)	BB	14	(D)	(D)	BB	1	(D)
Madison County .....	14	22 776	1 480	111	13	(D)	(D)	BB	1	(D)
Fredericktown .....	6	5 333	448	29	6	5 333	448	29	—	—
Balance of county .....	8	17 443	1 032	82	7	(D)	(D)	BB	1	(D)
Maries County .....	14	96 844	838	74	11	(D)	(D)	BB	3	(D)
Marion County .....	57	100 368	6 425	380	54	(D)	(D)	EE	3	(D)
Hannibal (part) ▲ .....	27	24 677	3 425	179	27	24 677	3 425	179	—	—
Monroe City (part) ▲ .....	—	—	—	—	—	—	—	—	—	—
Palmyra .....	8	7 476	844	47	8	7 476	844	47	—	—
Balance of county .....	22	68 215	2 156	154	19	(D)	(D)	CC	3	(D)
Mercer County .....	9	10 129	673	49	9	10 129	673	49	—	—
Miller County .....	41	48 140	3 620	229	40	(D)	(D)	CC	1	(D)
Eldon .....	13	24 342	1 219	88	13	24 342	1 219	88	—	—
Osage Beach (part) ▲ .....	—	—	—	—	—	—	—	—	—	—
Balance of county .....	28	23 798	2 401	141	27	(D)	(D)	CC	1	(D)
Mississippi County .....	25	118 117	4 681	210	24	(D)	(D)	CC	1	(D)
Charleston .....	10	21 699	1 217	74	10	21 699	1 217	74	—	—
East Prairie .....	4	4 312	269	20	4	4 312	269	20	—	—
Balance of county .....	11	92 106	3 195	116	10	(D)	(D)	CC	1	(D)
Moniteau County .....	22	92 873	4 295	231	20	(D)	(D)	CC	2	(D)
California .....	8	60 662	2 784	163	8	60 662	2 784	163	—	—
Balance of county .....	14	32 211	1 511	68	12	(D)	(D)	BB	2	(D)
Monroe County .....	28	43 962	2 352	129	27	(D)	(D)	CC	1	(D)
Monroe City (part) ▲ .....	10	17 310	1 101	48	10	17 310	1 101	48	—	—
Balance of county .....	18	26 652	1 251	81	17	(D)	(D)	BB	1	(D)
Montgomery County .....	23	56 580	3 011	182	23	56 580	3 011	182	—	—
Morgan County .....	26	34 080	2 155	194	23	33 297	2 128	192	3	783
New Madrid County .....	47	176 312	8 514	398	42	163 314	7 807	370	5	12 998
New Madrid .....	6	73 066	2 264	115	4	(D)	(D)	CC	2	(D)
Portageville (part) ▲ .....	13	27 500	1 353	82	12	(D)	(D)	BB	1	(D)
Sikeston (part) ▲ .....	8	31 837	2 844	94	7	(D)	(D)	BB	1	(D)
Balance of county .....	20	43 909	2 053	107	19	(D)	(D)	CC	1	(D)
Newton County .....	58	144 643	8 849	881	54	97 659	8 146	814	4	46 984
Joplin (part) ▲ .....	9	14 803	1 262	88	7	(D)	(D)	BB	2	(D)
Neosho .....	19	28 067	3 625	381	19	28 067	3 625	381	—	—
Balance of county .....	30	101 773	3 962	412	28	(D)	(D)	EE	2	(D)
Nodaway County .....	38	211 989	4 186	269	38	211 989	4 186	269	—	—
Maryville .....	16	26 566	1 836	107	16	26 566	1 836	107	—	—
Balance of county .....	22	185 423	2 350	162	22	185 423	2 350	162	—	—
Oregon County .....	18	35 122	3 462	128	17	(D)	(D)	CC	1	(D)
Osage County .....	25	38 283	1 401	103	22	23 167	1 272	92	3	15 116
Ozark County .....	7	6 516	379	26	7	6 516	379	26	—	—
Pemiscot County .....	36	150 591	5 551	258	33	143 078	4 860	231	3	7 513
Caruthersville .....	11	71 750	1 617	100	11	71 750	1 617	100	—	—
Hayti .....	10	50 827	1 979	69	8	(D)	(D)	BB	2	(D)
Portageville (part) ▲ .....	—	—	—	—	—	—	—	—	—	—
Balance of county .....	15	28 014	1 955	89	14	(D)	(D)	BB	1	(D)
Perry County .....	28	40 674	3 733	178	27	(D)	(D)	CC	1	(D)
Perryville .....	23	(D)	(D)	CC	22	29 964	3 219	141	1	(D)
Balance of county .....	5	(D)	(D)	BB	5	(D)	(D)	BB	—	—
Pettis County .....	81	185 134	17 033	834	71	(D)	(D)	FF	10	(D)
Sedalia .....	60	135 817	14 319	675	52	(D)	(D)	EE	8	(D)
Windsor (part) ▲ .....	—	—	—	—	—	—	—	—	—	—
Balance of county .....	21	49 317	2 714	159	19	(D)	(D)	CC	2	(D)
Phelps County .....	58	100 368	8 800	489	53	75 619	7 551	434	5	24 749
Rolla .....	42	78 293	6 747	355	39	(D)	(D)	EE	3	(D)
St. James .....	4	(D)	(D)	BB	4	(D)	(D)	BB	—	—
Balance of county .....	12	(D)	(D)	CC	10	(D)	(D)	BB	2	(D)

**Table 4. Summary Statistics for Counties and for Places With 2,500 Inhabitants or More: 1992—Con.**

[For meaning of abbreviations and symbols, see introductory text. For explanation of terms and comparability of 1987 and 1992 censuses, see appendix A. For information on geographic areas followed by ▲, see appendix F]

Geographic area	Estab-lish-ments (number)	Sales (\$1,000)	Annual payroll (\$1,000)	Paid employees for pay period including March 12 (number)	Merchant wholesalers			Other operating types		
					Estab-lish-ments (number)	Sales (\$1,000)	Annual payroll (\$1,000)	Paid employees for pay period including March 12 (number)	Estab-lish-ments (number)	Sales (\$1,000)
<b>Missouri—Con.</b>										
Pike County .....	43	140 829	5 990	281	40	(D)	(D)	EE	3	(D)
Bowling Green .....	12	35 766	1 372	59	9	(D)	(D)	BB	3	(D)
Louisiana .....	13	78 282	2 294	113	13	78 282	2 294	113	—	—
Balance of county .....	18	26 781	2 324	109	18	26 781	2 324	109	—	—
Platte County .....	110	1 291 964	41 913	1 303	79	892 251	30 674	957	31	399 713
Kansas City (part) ▲ .....	36	921 124	25 351	735	26	(D)	(D)	FF	10	(D)
Platte City .....	1	(D)	(D)	AA	1	(D)	(D)	AA	—	—
Riverside .....	35	225 534	11 873	384	29	137 317	8 195	284	6	88 217
Balance of county .....	38	(D)	(D)	CC	23	(D)	(D)	BB	15	(D)
Polk County .....	32	106 750	6 934	380	28	64 401	2 918	182	4	42 349
Bolivar .....	17	66 400	5 084	262	15	(D)	(D)	CC	2	(D)
Balance of county .....	15	40 350	1 850	118	13	(D)	(D)	BB	2	(D)
Pulaski County .....	36	33 581	1 751	132	33	(D)	(D)	CC	3	(D)
Waynesville .....	9	9 622	454	32	7	(D)	(D)	BB	2	(D)
Balance of county .....	27	23 959	1 297	100	26	(D)	(D)	BB	1	(D)
Putnam County .....	15	22 931	1 315	115	13	(D)	(D)	BB	2	(D)
Ralls County .....	19	71 247	3 503	165	18	(D)	(D)	CC	1	(D)
Hannibal (part) ▲ .....	4	24 263	1 617	87	4	24 263	1 617	87	—	—
Monroe City (part) ▲ .....	—	—	—	—	—	—	—	—	—	—
Vandalia (part) ▲ .....	—	—	—	—	—	—	—	—	—	—
Balance of county .....	15	46 984	1 886	78	14	(D)	(D)	BB	1	(D)
Randolph County .....	38	198 219	13 197	519	35	(D)	(D)	EE	3	(D)
Moberly .....	26	180 841	12 566	476	24	(D)	(D)	CC	2	(D)
Balance of county .....	12	17 378	631	43	11	(D)	(D)	BB	1	(D)
Ray County .....	27	59 447	2 825	190	27	59 447	2 825	190	—	—
Excelsior Springs (part) ▲ .....	—	—	—	—	—	—	—	—	—	—
Richmond .....	6	26 140	949	77	6	26 140	949	77	—	—
Balance of county .....	21	33 307	1 876	113	21	33 307	1 876	113	—	—
Reynolds County .....	10	20 856	526	40	9	(D)	(D)	BB	1	(D)
Ripley County .....	11	20 167	1 062	61	10	(D)	(D)	BB	1	(D)
St. Charles County .....	300	1 074 002	53 112	2 094	238	798 475	45 686	1 886	62	275 527
Cottleville .....	—	—	—	—	—	—	—	—	—	—
Lake St. Louis .....	21	44 876	3 729	104	13	18 905	2 980	84	8	25 971
O'Fallon .....	40	199 285	13 368	490	36	174 704	12 277	459	4	24 581
St. Charles .....	106	206 730	14 374	662	77	93 293	10 689	566	29	113 437
St. Peters .....	50	383 337	10 361	431	42	374 796	9 653	402	8	8 541
Wentzville .....	14	42 114	1 766	73	12	(D)	(D)	BB	2	(D)
Balance of county .....	69	197 660	9 514	334	58	(D)	(D)	EE	11	(D)
St. Clair County .....	12	9 970	563	44	11	(D)	(D)	BB	1	(D)
Ste. Genevieve County .....	23	36 987	2 894	153	22	(D)	(D)	CC	1	(D)
Ste. Genevieve .....	19	(D)	(D)	CC	18	(D)	(D)	CC	1	(D)
Balance of county .....	4	(D)	(D)	BB	4	(D)	(D)	BB	—	—
St. Francois County .....	59	153 003	14 179	658	52	130 974	12 097	573	7	22 029
Bonne Terre .....	5	5 897	475	24	5	5 897	475	24	—	—
Desloge .....	7	(D)	(D)	EE	6	(D)	(D)	EE	1	(D)
Farmington .....	13	26 126	2 378	112	9	12 616	1 083	65	4	13 510
Flat River .....	10	14 760	1 967	94	9	(D)	(D)	BB	1	(D)
Balance of county .....	24	(D)	(D)	CC	23	(D)	(D)	CC	1	(D)
St. Louis County .....	2 742	24 740 628	1 078 509	32 209	1 884	11 394 386	700 186	22 369	858	13 346 242
Ballwin .....	49	187 073	5 299	182	27	23 172	2 072	87	22	163 901
Bellefontaine Neighbors .....	12	(D)	(D)	BB	11	(D)	(D)	BB	1	(D)
Bel-Ridge .....	3	1 179	329	16	3	1 179	329	16	—	—
Berkeley .....	32	175 046	16 949	641	24	137 062	15 466	592	8	37 984
Black Jack .....	2	(D)	(D)	AA	2	(D)	(D)	AA	—	—
Breckenridge Hills .....	6	10 076	1 778	85	6	10 076	1 778	85	—	—
Brentwood .....	134	747 963	44 426	1 376	93	481 756	34 956	1 131	41	266 207
Bridgeton .....	83	877 341	41 711	1 613	55	259 104	25 028	940	28	618 237
Chesterfield ▲ .....	122	2 670 266	48 922	1 200	71	210 995	21 532	617	51	2 459 271
Clarkson Valley .....	2	(D)	(D)	AA	1	(D)	(D)	AA	1	(D)
Clayton .....	72	1 665 689	43 140	913	47	828 965	25 311	563	25	836 724
Crestwood .....	47	139 162	10 393	353	36	67 586	7 608	283	11	71 576
Creve Coeur .....	121	2 363 457	56 485	1 330	67	1 586 716	22 364	583	54	776 741
Dellwood .....	2	(D)	(D)	AA	1	(D)	(D)	AA	1	(D)
Des Peres .....	56	146 995	19 159	503	28	55 252	14 412	391	28	91 743
Ellisville .....	38	93 019	6 893	170	24	41 802	4 484	129	14	51 217
Eureka .....	9	8 061	1 212	42	9	8 061	1 212	42	—	—
Fenton .....	132	623 704	53 664	1 663	107	375 804	42 130	1 339	25	247 900
Ferguson .....	24	42 721	2 492	130	16	23 969	1 843	103	8	18 752
Florissant .....	48	155 649	11 696	344	37	109 517	9 880	286	11	46 132
Frontenac .....	10	4 638	493	18	8	(D)	(D)	AA	2	(D)
Glendale .....	5	6 933	278	10	3	(D)	(D)	AA	2	(D)
Hazelwood .....	48	1 337 779	49 331	1 593	32	583 761	27 065	862	16	754 018
Jennings .....	9	9 860	1 694	84	8	(D)	(D)	BB	1	(D)
Kinloch .....	—	—	—	—	—	—	—	—	—	—
Kirkwood .....	96	243 087	17 837	557	63	143 290	13 493	432	33	99 797
Ladue .....	19	118 817	10 260	237	11	41 562	1 566	45	8	77 255
Manchester .....	29	209 639	6 224	190	17	9 754	1 043	47	12	199 885
Maplewood .....	46	236 483	24 230	705	38	116 130	15 264	460	8	120 353
Maryland Heights .....	212	2 621 713	112 635	3 528	163	1 041 643	95 098	3 053	49	1 580 070

**Table 4. Summary Statistics for Counties and for Places With 2,500 Inhabitants or More: 1992—Con.**

[For meaning of abbreviations and symbols, see introductory text. For explanation of terms and comparability of 1987 and 1992 censuses, see appendix A. For information on geographic areas followed by ▲, see appendix F]

Geographic area	Estab-lish-ments (number)	Sales (\$1,000)	Annual payroll (\$1,000)	Paid employees for pay period including March 12 (number)	Merchant wholesalers			Other operating types		
					Estab-lish-ments (number)	Sales (\$1,000)	Annual payroll (\$1,000)	Paid employees for pay period including March 12 (number)	Estab-lish-ments (number)	Sales (\$1,000)
<b>Missouri—Con.</b>										
<b>St. Louis County—Con.</b>										
Moline Acres .....	—	—	—	—	—	—	—	—	—	—
Normandy .....	5	(D)	(D)	AA	3	(D)	(D)	AA	2	(D)
Northwoods .....	1	(D)	(D)	AA	1	(D)	(D)	AA	—	—
Olivette .....	62	477 865	27 997	1 006	51	164 159	21 877	811	11	313 706
Overland .....	84	582 793	44 066	1 473	63	319 022	35 228	1 213	21	263 771
Pacific (part) ▲ .....	2	(D)	(D)	AA	2	(D)	(D)	AA	—	—
Pagedale .....	15	97 359	4 556	143	13	(D)	(D)	CC	2	(D)
Pine Lawn .....	1	(D)	(D)	AA	1	(D)	(D)	AA	—	—
Richmond Heights .....	24	63 180	2 891	71	14	17 306	1 832	47	10	45 874
Riverview .....	3	(D)	(D)	BB	3	(D)	(D)	BB	—	—
Rock Hill .....	14	97 184	5 321	160	11	86 274	4 892	149	3	10 910
St. Ann .....	16	92 783	2 353	74	14	(D)	(D)	BB	2	(D)
St. John .....	4	1 468	183	9	4	1 468	183	9	—	—
Shrewsbury .....	12	27 592	1 638	62	7	6 914	916	33	5	20 678
Sunset Hills .....	32	352 884	13 251	363	18	70 071	4 714	124	14	282 813
Town and Country .....	17	22 559	2 670	68	11	8 938	639	25	6	13 621
University City .....	58	120 062	11 552	416	46	77 837	10 077	365	12	42 225
Valley Park .....	10	11 436	1 131	65	8	(D)	(D)	BB	2	(D)
Webster Groves .....	35	54 563	5 700	251	26	(D)	(D)	CC	9	(D)
Wellston .....	23	133 748	14 802	405	20	(D)	(D)	EE	3	(D)
Woodson Terrace .....	7	43 846	5 496	170	7	43 846	5 496	170	—	—
Balance of county .....	849	7 773 951	343 078	9 814	553	4 153 084	204 105	6 368	296	3 620 867
St. Louis city (IC) .....	1 196	8 924 134	627 156	20 518	989	5 756 145	476 343	16 977	207	3 167 989
Saline County .....	56	179 388	9 411	463	53	169 391	9 130	424	3	9 997
Marshall .....	36	127 689	7 418	331	36	127 689	7 418	331	—	—
Balance of county .....	20	51 699	1 993	132	17	41 702	1 712	93	3	9 997
Schuyler County .....	5	4 636	290	22	5	4 636	290	22	—	—
Scotland County .....	14	18 543	830	49	14	18 543	830	49	—	—
Scott County .....	100	754 233	32 217	1 397	95	(D)	(D)	GG	5	(D)
Cape Girardeau (part) ▲ .....	—	—	—	—	—	—	—	—	—	—
Chaffee .....	3	1 132	112	8	2	(D)	(D)	AA	1	(D)
Scott City (part) ▲ .....	8	(D)	(D)	CC	8	(D)	(D)	CC	—	—
Sikeston (part) ▲ .....	62	518 447	23 076	1 030	58	(D)	(D)	FF	4	(D)
Balance of county .....	27	(D)	(D)	CC	27	(D)	(D)	CC	—	—
Shannon County .....	8	5 818	381	33	8	5 818	381	33	—	—
Shelby County .....	24	40 249	1 748	121	23	(D)	(D)	CC	1	(D)
Stoddard County .....	59	125 159	6 728	374	59	125 159	6 728	374	—	—
Dexter .....	21	51 051	2 375	126	21	51 051	2 375	126	—	—
Balance of county .....	38	74 108	4 353	248	38	74 108	4 353	248	—	—
Stone County .....	19	20 727	1 661	100	18	(D)	(D)	BB	1	(D)
Sullivan County .....	9	14 937	596	49	9	14 937	596	49	—	—
Taney County .....	45	74 873	6 207	342	39	65 607	5 714	317	6	9 266
Branson .....	24	50 450	3 758	211	22	(D)	(D)	CC	2	(D)
Hollister .....	—	—	—	—	—	—	—	—	—	—
Balance of county .....	21	24 423	2 449	131	17	(D)	(D)	CC	4	(D)
Texas County .....	40	68 834	2 875	213	35	49 996	2 638	166	5	18 838
Mountain Grove (part) ▲ .....	—	—	—	—	—	—	—	—	—	—
Balance of county .....	40	68 834	2 875	213	35	49 996	2 638	166	5	18 838
Vernon County .....	38	61 182	4 165	233	34	33 483	2 867	174	4	27 699
Nevada .....	24	43 755	3 149	167	20	16 056	1 851	108	4	27 699
Balance of county .....	14	17 427	1 016	66	14	17 427	1 016	66	—	—
Warren County .....	35	32 606	3 143	154	33	(D)	(D)	CC	2	(D)
Warrenton .....	13	7 407	768	38	12	(D)	(D)	BB	1	(D)
Balance of county .....	22	25 199	2 375	116	21	(D)	(D)	CC	1	(D)
Washington County .....	16	22 372	679	59	16	22 372	679	59	—	—
Potosi .....	6	17 794	509	42	6	17 794	509	42	—	—
Balance of county .....	10	4 578	170	17	10	4 578	170	17	—	—
Wayne County .....	9	10 693	332	33	9	10 693	332	33	—	—
Webster County .....	33	61 775	3 047	179	29	(D)	(D)	CC	4	(D)
Marshfield .....	19	19 677	1 596	84	16	(D)	(D)	BB	3	(D)
Balance of county .....	14	42 098	1 451	95	13	(D)	(D)	BB	1	(D)
Worth County .....	9	7 414	494	50	8	(D)	(D)	BB	1	(D)
Wright County .....	29	54 315	2 667	194	25	28 704	2 120	136	4	25 611
Mountain Grove (part) ▲ .....	10	10 683	602	45	8	(D)	(D)	BB	2	(D)
Balance of county .....	19	43 632	2 065	149	17	(D)	(D)	CC	2	(D)

**Table 5. Summary Statistics for Places With 200 Establishments or More: 1992**

[For meaning of abbreviations and symbols, see introductory text. For explanation of terms and comparability of 1987 and 1992 censuses, see appendix A. For information on geographic areas followed by ▲, see appendix F]

SIC code	Geographic area and kind of business	Estab-lish-ments (number)	Sales (\$1,000)	Annual payroll (\$1,000)	Paid employees for pay period including March 12 (number)	Merchant wholesalers			Other operating types		
						Estab-lish-ments (number)	Sales (\$1,000)	Annual payroll (\$1,000)	Paid employees for pay period including March 12 (number)	Estab-lish-ments (number)	Sales (\$1,000)
<b>KANSAS CITY ▲</b>											
	<b>Wholesale trade -----</b>	<b>1 121</b>	<b>10 537 304</b>	<b>586 071</b>	<b>19 047</b>	<b>926</b>	<b>6 337 379</b>	<b>402 702</b>	<b>14 140</b>	<b>195</b>	<b>4 199 925</b>
<b>50</b>	<b>Durable goods -----</b>	<b>772</b>	<b>5 850 803</b>	<b>398 393</b>	<b>12 374</b>	<b>655</b>	<b>3 646 088</b>	<b>296 201</b>	<b>10 026</b>	<b>117</b>	<b>2 204 715</b>
501	Motor vehicles and motor vehicle parts and supplies -----	141	1 625 881	58 120	2 059	128	1 281 369	53 667	1 834	13	344 512
5012	Automobiles and other motor vehicles -----	22	1 054 344	30 863	915	19	(D)	(D)	FF	3	(D)
5013	Motor vehicle supplies and new parts -----	82	516 691	20 436	843	75	471 767	19 344	806	7	44 924
5014	Tires and tubes -----	12	42 212	4 585	172	9	(D)	(D)	CC	3	(D)
5015	Motor vehicle parts, used -----	25	12 634	2 236	129	25	12 634	2 236	129	-	-
502	Furniture and home furnishings -----	45	107 479	12 796	441	38	87 804	12 151	417	7	19 675
5021	Furniture -----	22	73 768	8 781	306	17	(D)	(D)	EE	5	(D)
5023	Home furnishings -----	23	33 711	4 015	135	21	(D)	(D)	CC	2	(D)
503	Lumber and other construction materials -----	44	545 340	25 543	928	35	(D)	(D)	FF	9	(D)
5031	Lumber, plywood, millwork, and wood panels -----	17	429 216	15 771	563	16	(D)	(D)	FF	1	(D)
5032	Brick, stone, and related construction materials -----	7	(D)	(D)	CC	5	(D)	(D)	CC	2	(D)
5033	Roofing, siding, and insulation materials -----	6	40 895	2 940	93	5	(D)	(D)	BB	1	(D)
5039	Construction materials, n.e.c. -----	14	(D)	(D)	CC	9	(D)	(D)	BB	5	20 708
504	Professional and commercial equipment and supplies -----	120	779 851	93 263	2 321	102	332 831	40 256	1 428	18	447 020
5043	Photographic equipment and supplies -----	7	14 926	1 331	65	7	14 926	1 331	65	-	-
5044	Office equipment -----	30	66 478	12 547	492	27	(D)	(D)	EE	3	(D)
5045	Computers and computer peripheral equipment and software -----	29	486 399	59 499	1 105	22	65 685	7 759	255	7	420 714
5046	Commercial equipment, n.e.c. -----	16	(D)	(D)	BB	13	18 832	1 583	67	3	(D)
5047	Medical, dental, and hospital equipment and supplies -----	28	161 421	14 559	423	24	(D)	(D)	EE	4	(D)
5048	Ophthalmic goods -----	6	9 535	1 864	82	5	(D)	(D)	BB	1	(D)
5049	Professional equipment and supplies, n.e.c. -----	4	(D)	(D)	BB	4	(D)	(D)	BB	-	-
505	Metals and minerals, except petroleum -----	33	175 897	16 963	570	29	161 099	16 354	549	4	14 798
5051	Metals service centers and offices -----	33	175 897	16 963	570	29	161 099	16 354	549	4	14 798
5052	Coal and other minerals and ores -----	-	-	-	-	-	-	-	-	-	-
506	Electrical goods -----	82	606 963	51 015	1 531	58	365 041	37 125	1 144	24	241 922
5063	Electrical apparatus and equipment, wiring supplies, and construction materials -----	49	273 414	22 810	647	30	138 883	14 648	457	19	134 531
5064	Electrical appliances, television and radio sets -----	9	(D)	(D)	CC	8	(D)	(D)	BB	1	(D)
5065	Electronic parts and equipment, n.e.c. -----	24	(D)	(D)	FF	20	(D)	(D)	FF	4	(D)
507	Hardware, and plumbing and heating equipment and supplies -----	71	408 377	28 869	974	59	272 010	26 791	906	12	136 367
5072	Hardware -----	29	284 655	14 059	513	22	164 792	12 473	468	7	119 863
5074	Plumbing and heating equipment and supplies (hydronics) -----	27	89 150	8 919	301	22	72 646	8 427	278	5	16 504
5075	Warm air heating and air-conditioning equipment and supplies -----	12	28 900	5 254	140	12	28 900	5 254	140	-	-
5078	Refrigeration equipment and supplies -----	3	5 672	637	20	3	5 672	637	20	-	-
508	Machinery, equipment, and supplies -----	177	1 440 075	96 881	2 864	151	491 436	71 436	2 201	26	948 639
5082	Construction and mining (except petroleum) machinery and equipment -----	13	171 239	21 416	568	9	(D)	(D)	EE	4	(D)
5083	Farm and garden machinery and equipment -----	9	(D)	(D)	EE	8	31 757	2 952	97	1	(D)
5084	Industrial machinery and equipment -----	67	209 079	30 042	844	56	(D)	(D)	FF	11	(D)
5085	Industrial supplies -----	49	159 647	18 738	662	44	(D)	(D)	FF	5	(D)
5087	Service establishment equipment and supplies -----	28	(D)	(D)	EE	27	(D)	(D)	EE	1	(D)
5088	Transportation equipment and supplies, except motor vehicles -----	11	24 610	3 275	96	7	21 781	3 174	91	4	2 829
509	Miscellaneous durable goods -----	59	160 940	14 943	686	55	(D)	(D)	FF	4	(D)
5091	Sporting and recreational goods and supplies -----	11	40 738	3 144	174	9	(D)	(D)	CC	2	(D)
5092	Toys and hobby goods and supplies -----	1	(D)	(D)	AA	1	(D)	(D)	AA	-	-
5093	Scrap and waste materials -----	21	(D)	(D)	EE	21	(D)	(D)	EE	-	-
5094	Jewelry, watches, precious stones, and precious metals -----	12	33 432	3 483	177	12	33 432	3 483	177	-	-
5099	Durable goods, n.e.c. -----	14	(D)	(D)	BB	12	(D)	(D)	BB	2	(D)
<b>51</b>	<b>Nondurable goods -----</b>	<b>349</b>	<b>4 686 501</b>	<b>187 678</b>	<b>6 673</b>	<b>271</b>	<b>2 691 291</b>	<b>106 501</b>	<b>4 114</b>	<b>78</b>	<b>1 995 210</b>
511	Paper and paper products -----	63	363 792	55 761	1 805	57	(D)	(D)	FF	6	(D)
5111	Printing and writing paper -----	6	5 618	576	26	5	(D)	(D)	BB	1	(D)
5112	Stationery and office supplies -----	41	288 301	45 597	1 482	38	(D)	(D)	EE	3	(D)
5113	Industrial and personal service paper -----	16	69 873	9 588	297	14	(D)	(D)	EE	2	(D)
512	Drugs, drug proprietaries, and druggists' sundries -----	14	1 005 308	17 704	511	12	(D)	(D)	EE	2	(D)
5122	Drugs, drug proprietaries, and druggists' sundries -----	14	1 005 308	17 704	511	12	(D)	(D)	EE	2	(D)
513	Apparel, piece goods, and notions -----	31	157 116	10 836	480	24	(D)	(D)	EE	7	(D)
5131	Piece goods, notions, and other dry goods -----	10	(D)	(D)	CC	7	(D)	(D)	BB	3	(D)
5136	Men's and boys' clothing and furnishings -----	12	96 837	7 136	323	9	(D)	(D)	CC	3	(D)
5137	Women's, children's, and infants' clothing and accessories -----	8	(D)	(D)	BB	7	(D)	(D)	BB	1	(D)
5139	Footwear -----	1	(D)	(D)	AA	1	(D)	(D)	AA	-	-
514	Groceries and related products -----	95	1 018 432	45 774	1 951	75	469 217	28 278	1 243	20	549 215
5141	Groceries, general line -----	12	155 453	6 751	249	10	(D)	(D)	CC	2	(D)
5142	Packaged frozen foods -----	6	(D)	(D)	BB	5	(D)	(D)	BB	1	(D)
5143	Dairy products, except dried or canned -----	7	(D)	(D)	BB	6	(D)	(D)	BB	1	(D)
5144	Poultry and poultry products -----	6	(D)	(D)	BB	5	(D)	(D)	BB	1	(D)
5145	Confectionery -----	6	(D)	(D)	EE	4	4 280	882	44	2	(D)

**Table 5. Summary Statistics for Places With 200 Establishments or More: 1992 —Con.**

[For meaning of abbreviations and symbols, see introductory text. For explanation of terms and comparability of 1987 and 1992 censuses, see appendix A. For information on geographic areas followed by ▲, see appendix F]

SIC code	Geographic area and kind of business	Estab-lish-ments (number)	Sales (\$1,000)	Annual payroll (\$1,000)	Paid employees for pay period including March 12 (number)	Merchant wholesalers			Other operating types	
						Estab-lish-ments (number)	Sales (\$1,000)	Annual payroll (\$1,000)	Paid employees for pay period including March 12 (number)	Estab-lish-ments (number)
<b>KANSAS CITY ▲—Con.</b>										
<b>51</b>	<b>Nondurable goods —Con.</b>									
514	Groceries and related products —Con.									
5146	Fish and seafoods -----	3	(D)	(D)	BB	3	(D)	(D)	BB	—
5147	Meats and meat products -----	13	107 202	3 931	189	9	45 775	2 629	136	4 61 427
5148	Fresh fruits and vegetables -----	15	111 820	10 113	479	15	111 820	10 113	479	—
5149	Groceries and related products, n.e.c. -----	27	(D)	(D)	EE	18	49 525	4 087	186	9 (D)
515	Farm-product raw materials -----	22	722 580	5 816	189	15	616 023	4 306	152	7 106 557
5153	Grain and field beans -----	16	(D)	(D)	CC	11	(D)	(D)	CC	5 (D)
5154	Livestock -----	6	(D)	(D)	AA	4	(D)	(D)	AA	2 (D)
5159	Farm-product raw materials, n.e.c. -----	—	—	—	—	—	—	—	—	—
516	Chemicals and allied products -----	19	204 649	6 227	211	14	(D)	(D)	CC	5 (D)
5162	Plastics materials and basic forms and shapes ---	7	70 554	3 039	72	4	(D)	(D)	BB	3 (D)
5169	Chemicals and allied products, n.e.c. -----	12	134 095	3 188	139	10	(D)	(D)	CC	2 (D)
517	Petroleum and petroleum products -----	11	(D)	(D)	CC	9	28 032	1 620	64	2 (D)
5171	Petroleum bulk stations and terminals -----	7	(D)	(D)	CC	6	(D)	(D)	BB	1 (D)
5172	Petroleum and petroleum products wholesalers, except bulk stations and terminals -----	4	14 106	901	23	3	(D)	(D)	AA	1 (D)
518	Beer, wine, and distilled alcoholic beverages -----	7	226 300	19 743	563	6	(D)	(D)	FF	1 (D)
5181	Beer and ale -----	2	(D)	(D)	CC	2	(D)	(D)	CC	—
5182	Wine and distilled alcoholic beverages -----	5	(D)	(D)	EE	4	156 729	14 548	436	1 (D)
519	Miscellaneous nondurable goods -----	87	(D)	(D)	FF	59	(D)	(D)	FF	28 218 363
5191	Farm supplies -----	15	161 580	3 637	117	11	79 506	1 930	78	4 82 074
5192	Books, periodicals, and newspapers -----	9	33 741	4 472	170	5	5 119	1 631	64	4 28 622
5193	Flowers, nursery stock, and florists' supplies -----	8	13 236	1 906	101	8	13 236	1 906	101	—
5194	Tobacco and tobacco products -----	1	(D)	(D)	BB	1	(D)	(D)	BB	—
5198	Paints, varnishes, and supplies -----	16	53 255	3 845	132	5	6 492	1 196	56	11 46 763
5199	Nondurable goods, n.e.c. -----	38	122 094	8 594	272	29	61 190	6 453	217	9 60 904
<b>MARYLAND HEIGHTS</b>										
	<b>Wholesale trade -----</b>	<b>212</b>	<b>2 621 713</b>	<b>112 635</b>	<b>3 528</b>	<b>163</b>	<b>1 041 643</b>	<b>95 098</b>	<b>3 053</b>	<b>49 1 580 070</b>
<b>50</b>	<b>Durable goods -----</b>	<b>151</b>	<b>1 946 051</b>	<b>67 866</b>	<b>1 971</b>	<b>120</b>	<b>678 948</b>	<b>59 225</b>	<b>1 739</b>	<b>31 1 267 103</b>
501	Motor vehicles and motor vehicle parts and supplies -----	10	(D)	(D)	BB	7	(D)	(D)	BB	3 (D)
502	Furniture and homefurnishings -----	7	29 281	3 881	112	6	(D)	(D)	CC	1 (D)
503	Lumber and other construction materials -----	9	19 091	1 733	51	7	(D)	(D)	BB	2 (D)
504	Professional and commercial equipment and supplies -----	27	79 385	10 158	348	25	(D)	(D)	EE	2 (D)
505	Metals and minerals, except petroleum -----	7	280 413	7 188	169	5	(D)	(D)	CC	2 (D)
506	Electrical goods -----	22	142 105	14 990	437	18	124 336	14 420	420	4 17 769
507	Hardware, and plumbing and heating equipment and supplies -----	11	56 936	3 194	98	7	(D)	(D)	BB	4 (D)
508	Machinery, equipment, and supplies -----	44	151 540	18 675	511	35	120 329	16 924	464	9 31 211
509	Miscellaneous durable goods -----	14	(D)	(D)	CC	10	21 169	3 802	124	4 (D)
<b>51</b>	<b>Nondurable goods -----</b>	<b>61</b>	<b>675 662</b>	<b>44 769</b>	<b>1 557</b>	<b>43</b>	<b>362 695</b>	<b>35 873</b>	<b>1 314</b>	<b>18 312 967</b>
511	Paper and paper products -----	12	48 785	4 265	185	9	(D)	(D)	CC	3 (D)
512	Drugs, drug proprietaries, and druggists' sundries ---	3	(D)	(D)	BB	1	(D)	(D)	AA	2 (D)
513	Apparel, piece goods, and notions -----	7	30 064	1 197	39	5	(D)	(D)	BB	2 (D)
514	Groceries and related products -----	15	310 518	11 733	371	9	70 394	6 201	230	6 240 124
515	Farm-product raw materials -----	—	—	—	—	—	—	—	—	—
516	Chemicals and allied products -----	8	44 593	6 319	181	6	(D)	(D)	CC	2 (D)
517	Petroleum and petroleum products -----	1	(D)	(D)	BB	1	(D)	(D)	BB	—
518	Beer, wine, and distilled alcoholic beverages -----	3	(D)	(D)	EE	3	(D)	(D)	EE	—
519	Miscellaneous nondurable goods -----	12	92 859	7 158	342	9	88 987	6 715	322	3 3 872
<b>NORTH KANSAS CITY</b>										
	<b>Wholesale trade -----</b>	<b>227</b>	<b>2 109 652</b>	<b>102 450</b>	<b>3 415</b>	<b>171</b>	<b>1 323 135</b>	<b>79 140</b>	<b>2 708</b>	<b>56 786 517</b>
<b>50</b>	<b>Durable goods -----</b>	<b>153</b>	<b>893 415</b>	<b>68 224</b>	<b>2 267</b>	<b>120</b>	<b>657 494</b>	<b>56 261</b>	<b>1 924</b>	<b>33 235 921</b>
501	Motor vehicles and motor vehicle parts and supplies -----	16	158 831	13 334	397	13	146 540	12 235	365	3 12 291
502	Furniture and homefurnishings -----	10	69 229	5 986	216	9	(D)	(D)	CC	1 (D)
503	Lumber and other construction materials -----	16	96 786	7 252	242	12	(D)	(D)	CC	4 (D)
504	Professional and commercial equipment and supplies -----	17	147 236	9 277	286	12	46 059	4 843	151	5 101 177
505	Metals and minerals, except petroleum -----	8	(D)	(D)	CC	6	(D)	(D)	CC	2 (D)
506	Electrical goods -----	14	(D)	(D)	BB	8	45 277	1 460	58	6 (D)

**MO—32 MISSOURI**

**WHOLESALE TRADE—GEOGRAPHIC AREA SERIES**



**Table 5. Summary Statistics for Places With 200 Establishments or More: 1992 —Con.**

[For meaning of abbreviations and symbols, see introductory text. For explanation of terms and comparability of 1987 and 1992 censuses, see appendix A. For information on geographic areas followed by ▲, see appendix F]

SIC code	Geographic area and kind of business	Estab-lish-ments (number)	Sales (\$1,000)	Annual payroll (\$1,000)	Paid employees for pay period including March 12 (number)	Merchant wholesalers				Other operating types	
						Estab-lish-ments (number)	Sales (\$1,000)	Annual payroll (\$1,000)	Paid employees for pay period including March 12 (number)	Estab-lish-ments (number)	Sales (\$1,000)
<b>NORTH KANSAS CITY —Con.</b>											
<b>50</b>	<b>Durable goods —Con.</b>										
507	Hardware, and plumbing and heating equipment and supplies -----	15	47 669	5 862	200		(D)	(D)	CC	4	(D)
508	Machinery, equipment, and supplies -----	42	111 534	11 094	387	34	86 405	10 318	367	8	25 129
509	Miscellaneous durable goods -----	15	67 211	5 222	254	15	67 211	5 222	254	—	—
<b>51</b>	<b>Nondurable goods -----</b>	<b>74</b>	<b>1 216 237</b>	<b>34 226</b>	<b>1 148</b>	<b>51</b>	<b>665 641</b>	<b>22 879</b>	<b>784</b>	<b>23</b>	<b>550 596</b>
511	Paper and paper products -----	17	245 205	13 478	403	13	(D)	(D)	EE	4	(D)
512	Drugs, drug proprietaries, and druggists' sundries ---	5	(D)	(D)	BB	2	(D)	(D)	AA	3	(D)
513	Apparel, piece goods, and notions -----	2	(D)	(D)	AA	1	(D)	(D)	AA	1	(D)
514	Groceries and related products -----	11	202 716	6 303	204	6	(D)	(D)	CC	5	(D)
515	Farm-product raw materials -----	5	(D)	(D)	BB	4	(D)	(D)	BB	1	(D)
516	Chemicals and allied products -----	11	67 528	2 988	122	7	(D)	(D)	BB	4	(D)
517	Petroleum and petroleum products -----	1	(D)	(D)	BB	1	(D)	(D)	BB	—	—
518	Beer, wine, and distilled alcoholic beverages -----	3	(D)	(D)	BB	3	(D)	(D)	BB	—	—
519	Miscellaneous nondurable goods -----	19	36 381	3 974	174	14	(D)	(D)	CC	5	(D)
<b>ST. LOUIS (IC)</b>											
	<b>Wholesale trade -----</b>	<b>1 196</b>	<b>8 924 134</b>	<b>627 156</b>	<b>20 518</b>	<b>989</b>	<b>5 756 145</b>	<b>476 343</b>	<b>16 977</b>	<b>207</b>	<b>3 167 989</b>
<b>50</b>	<b>Durable goods -----</b>	<b>772</b>	<b>4 456 833</b>	<b>424 623</b>	<b>13 018</b>	<b>648</b>	<b>2 763 922</b>	<b>312 074</b>	<b>10 538</b>	<b>124</b>	<b>1 692 911</b>
501	Motor vehicles and motor vehicle parts and supplies -----	121	539 927	52 553	1 711	112	500 036	49 862	1 620	9	39 891
5012	Automobiles and other motor vehicles -----	21	208 762	19 641	553	20	(D)	(D)	FF	1	(D)
5013	Motor vehicle supplies and new parts -----	77	261 425	26 879	916	69	(D)	(D)	FF	8	(D)
5014	Tires and tubes -----	11	63 287	4 620	180	11	63 287	4 620	180	—	—
5015	Motor vehicle parts, used -----	12	6 453	1 413	62	12	6 453	1 413	62	—	—
502	Furniture and home furnishings -----	49	196 695	22 930	804	39	133 568	20 674	765	10	63 127
5021	Furniture -----	26	116 531	12 270	408	17	(D)	(D)	EE	9	(D)
5023	Home furnishings -----	23	80 164	10 660	396	22	(D)	(D)	EE	1	(D)
503	Lumber and other construction materials -----	49	199 242	22 248	744	39	123 309	16 787	570	10	75 933
5031	Lumber, plywood, millwork, and wood panels ----	18	55 454	7 913	275	18	55 454	7 913	275	—	—
5032	Brick, stone, and related construction materials ---	8	34 846	2 233	74	5	(D)	(D)	BB	3	(D)
5033	Roofing, siding, and insulation materials -----	12	83 540	8 904	279	8	(D)	(D)	CC	4	(D)
5039	Construction materials, n.e.c. -----	11	25 402	3 198	116	8	18 519	2 846	105	3	6 883
504	Professional and commercial equipment and supplies -----	117	884 466	127 451	3 205	98	380 106	55 702	1 873	19	504 360
5043	Photographic equipment and supplies -----	4	(D)	(D)	BB	4	(D)	(D)	BB	—	—
5044	Office equipment -----	16	193 428	37 019	1 050	14	(D)	(D)	FF	2	(D)
5045	Computers and computer peripheral equipment and software -----	31	130 016	33 994	598	25	(D)	(D)	CC	6	(D)
5046	Commercial equipment, n.e.c. -----	24	75 013	11 422	357	23	(D)	(D)	EE	1	(D)
5047	Medical, dental, and hospital equipment and supplies -----	31	432 235	39 087	932	21	83 384	10 000	335	10	348 851
5048	Ophthalmic goods -----	4	8 119	2 307	104	4	8 119	2 307	104	—	—
5049	Professional equipment and supplies, n.e.c. -----	7	(D)	(D)	CC	7	(D)	(D)	CC	—	—
505	Metals and minerals, except petroleum -----	50	723 571	29 042	835	40	298 019	21 861	671	10	425 552
5051	Metals service centers and offices -----	46	(D)	(D)	FF	38	(D)	(D)	FF	8	(D)
5052	Coal and other minerals and ores -----	4	(D)	(D)	BB	2	(D)	(D)	BB	2	(D)
506	Electrical goods -----	76	685 637	38 494	1 256	49	343 684	26 412	878	27	341 953
5063	Electrical apparatus and equipment, wiring supplies, and construction materials -----	45	379 705	25 376	822	30	189 257	17 450	549	15	190 448
5064	Electrical appliances, television and radio sets ---	7	141 794	6 037	226	5	(D)	(D)	CC	2	(D)
5065	Electronic parts and equipment, n.e.c. -----	24	164 138	7 081	208	14	(D)	(D)	CC	10	(D)
507	Hardware, and plumbing and heating equipment and supplies -----	56	422 726	36 232	1 238	46	301 883	29 365	1 054	10	120 843
5072	Hardware -----	21	287 493	18 118	714	17	(D)	(D)	FF	4	(D)
5074	Plumbing and heating equipment and supplies (hydronics) -----	22	61 265	8 341	257	17	(D)	(D)	CC	5	(D)
5075	Warm air heating and air-conditioning equipment and supplies -----	11	(D)	(D)	CC	10	(D)	(D)	CC	1	(D)
5078	Refrigeration equipment and supplies -----	2	(D)	(D)	BB	2	(D)	(D)	BB	—	—
508	Machinery, equipment, and supplies -----	160	466 006	60 679	1 930	138	381 231	57 139	1 838	22	84 775
5082	Construction and mining (except petroleum) machinery and equipment -----	9	40 772	6 634	240	9	40 772	6 634	240	—	—
5083	Farm and garden machinery and equipment -----	5	(D)	(D)	BB	4	8 923	1 359	56	1	(D)
5084	Industrial machinery and equipment -----	66	168 527	22 416	692	52	(D)	(D)	FF	14	(D)
5085	Industrial supplies -----	48	190 585	23 820	691	43	144 321	22 523	646	5	46 264
5087	Service establishment equipment and supplies ---	27	22 538	4 483	214	26	(D)	(D)	CC	1	(D)
5088	Transportation equipment and supplies, except motor vehicles -----	5	(D)	(D)	BB	4	7 443	804	28	1	(D)
509	Miscellaneous durable goods -----	94	338 563	34 994	1 295	87	302 086	34 272	1 269	7	36 477
5091	Sporting and recreational goods and supplies ---	12	54 635	4 072	196	11	(D)	(D)	CC	1	(D)
5092	Toys and hobby goods and supplies -----	6	47 720	6 485	180	4	(D)	(D)	CC	2	(D)
5093	Scrap and waste materials -----	42	194 153	18 188	726	40	(D)	(D)	FF	2	(D)
5094	Jewelry, watches, precious stones, and precious metals -----	16	20 815	3 124	83	16	20 815	3 124	83	—	—
5099	Durable goods, n.e.c. -----	18	21 240	3 125	110	16	(D)	(D)	BB	2	(D)

**Table 5. Summary Statistics for Places With 200 Establishments or More: 1992 — Con.**

[For meaning of abbreviations and symbols, see introductory text. For explanation of terms and comparability of 1987 and 1992 censuses, see appendix A. For information on geographic areas followed by ▲, see appendix F]

SIC code	Geographic area and kind of business	Estab-lish-ments (number)	Sales (\$1,000)	Annual payroll (\$1,000)	Paid employees for pay period including March 12 (number)	Merchant wholesalers			Other operating types		
						Estab-lish-ments (number)	Sales (\$1,000)	Annual payroll (\$1,000)	Paid employees for pay period including March 12 (number)	Estab-lish-ments (number)	Sales (\$1,000)
<b>ST. LOUIS (IC) — Con.</b>											
<b>51</b>	<b>Nondurable goods</b>	<b>424</b>	<b>4 467 301</b>	<b>202 533</b>	<b>7 500</b>	<b>341</b>	<b>2 992 223</b>	<b>164 269</b>	<b>6 439</b>	<b>83</b>	<b>1 475 078</b>
511	Paper and paper products	55	423 406	31 625	1 024	44	(D)	(D)	FF	11	(D)
5111	Printing and writing paper	8	119 583	8 535	228	7	(D)	(D)	CC	1	(D)
5112	Stationery and office supplies	22	192 457	12 254	472	18	48 569	8 402	382	4	143 888
5113	Industrial and personal service paper	25	111 366	10 836	324	19	(D)	(D)	EE	6	(D)
512	Drugs, drug proprietaries, and druggists' sundries	11	(D)	(D)	EE	8	(D)	(D)	CC	3	(D)
5122	Drugs, drug proprietaries, and druggists' sundries	11	(D)	(D)	EE	8	(D)	(D)	CC	3	(D)
513	Apparel, piece goods, and notions	59	208 957	19 133	655	43	116 948	14 128	460	16	92 009
5131	Piece goods, notions, and other dry goods	14	(D)	(D)	CC	9	(D)	(D)	CC	5	7 525
5136	Men's and boys' clothing and furnishings	17	(D)	(D)	CC	16	32 349	5 799	195	1	(D)
5137	Women's, children's, and infants' clothing and accessories	11	(D)	(D)	CC	7	(D)	(D)	BB	4	(D)
5139	Footwear	17	72 927	5 101	163	11	48 353	3 655	97	6	24 574
514	Groceries and related products	112	1 077 760	51 923	1 907	98	719 339	41 031	1 626	14	358 421
5141	Groceries, general line	8	70 228	3 807	193	8	70 228	3 807	193	—	—
5142	Packaged frozen foods	9	69 687	2 815	132	6	(D)	(D)	CC	3	(D)
5143	Dairy products, except dried or canned	11	188 257	6 421	213	11	188 257	6 421	213	—	—
5144	Poultry and poultry products	3	(D)	(D)	BB	2	(D)	(D)	BB	1	(D)
5145	Confectionery	5	28 337	2 316	81	3	(D)	(D)	BB	2	(D)
5146	Fish and seafoods	1	(D)	(D)	AA	1	(D)	(D)	AA	—	—
5147	Meats and meat products	14	122 556	7 559	293	13	(D)	(D)	EE	1	(D)
5148	Fresh fruits and vegetables	30	248 105	11 613	348	29	(D)	(D)	EE	1	(D)
5149	Groceries and related products, n.e.c.	31	338 136	16 238	593	25	(D)	(D)	EE	6	(D)
515	Farm-product raw materials	15	(D)	(D)	CC	15	(D)	(D)	CC	—	—
5153	Grain and field beans	12	(D)	(D)	CC	12	(D)	(D)	CC	—	—
5154	Livestock	1	(D)	(D)	AA	1	(D)	(D)	AA	—	—
5159	Farm-product raw materials, n.e.c.	2	(D)	(D)	AA	2	(D)	(D)	AA	—	—
516	Chemicals and allied products	49	447 330	17 918	529	37	206 318	15 270	456	12	241 012
5162	Plastics materials and basic forms and shapes	11	154 222	2 735	94	8	(D)	(D)	BB	3	(D)
5169	Chemicals and allied products, n.e.c.	38	293 108	15 183	435	29	(D)	(D)	EE	9	(D)
517	Petroleum and petroleum products	18	226 102	15 057	1 038	15	(D)	(D)	GG	3	(D)
5171	Petroleum bulk stations and terminals	11	(D)	(D)	CC	9	(D)	(D)	CC	2	(D)
5172	Petroleum and petroleum products wholesalers, except bulk stations and terminals	7	(D)	(D)	FF	6	(D)	(D)	FF	1	(D)
518	Beer, wine, and distilled alcoholic beverages	16	147 561	17 875	506	15	(D)	(D)	FF	1	(D)
5181	Beer and ale	9	88 400	11 685	336	9	88 400	11 685	336	—	—
5182	Wine and distilled alcoholic beverages	7	59 161	6 190	170	6	(D)	(D)	CC	1	(D)
519	Miscellaneous nondurable goods	89	(D)	(D)	GG	66	(D)	(D)	GG	23	133 965
5191	Farm supplies	10	131 131	6 226	227	4	36 384	3 012	147	6	94 754
5192	Books, periodicals, and newspapers	10	43 508	4 462	229	6	25 741	2 817	167	4	17 760
5193	Flowers, nursery stock, and florists' supplies	18	33 558	5 205	221	18	33 558	5 205	221	—	—
5194	Tobacco and tobacco products	5	169 318	4 814	206	5	169 318	4 814	206	—	—
5198	Paints, varnishes, and supplies	11	14 569	1 532	69	5	(D)	(D)	BB	6	(D)
5199	Nondurable goods, n.e.c.	35	(D)	(D)	EE	28	(D)	(D)	EE	7	(D)
<b>SPRINGFIELD ▲</b>											
	<b>Wholesale trade</b>	<b>536</b>	<b>3 996 746</b>	<b>210 576</b>	<b>8 483</b>	<b>450</b>	<b>2 974 595</b>	<b>176 969</b>	<b>7 189</b>	<b>86</b>	<b>1 022 151</b>
<b>50</b>	<b>Durable goods</b>	<b>363</b>	<b>1 448 490</b>	<b>111 445</b>	<b>4 613</b>	<b>330</b>	<b>1 096 609</b>	<b>99 626</b>	<b>4 116</b>	<b>33</b>	<b>351 881</b>
501	Motor vehicles and motor vehicle parts and supplies	70	518 537	33 913	1 519	67	(D)	(D)	GG	3	(D)
5012	Automobiles and other motor vehicles	26	300 445	19 804	819	24	(D)	(D)	FF	2	(D)
5013	Motor vehicle supplies and new parts	28	197 668	11 589	559	27	(D)	(D)	FF	1	(D)
5014	Tires and tubes	4	(D)	(D)	BB	4	(D)	(D)	BB	—	—
5015	Motor vehicle parts, used	12	(D)	(D)	BB	12	(D)	(D)	BB	—	—
502	Furniture and homefurnishings	16	27 224	2 986	160	16	27 224	2 986	160	—	—
5021	Furniture	6	(D)	(D)	BB	6	(D)	(D)	BB	—	—
5023	Homefurnishings	10	(D)	(D)	BB	10	(D)	(D)	BB	—	—
503	Lumber and other construction materials	30	186 195	13 884	543	27	(D)	(D)	FF	3	(D)
5031	Lumber, plywood, millwork, and wood panels	12	(D)	(D)	EE	12	(D)	(D)	EE	—	—
5032	Brick, stone, and related construction materials	3	(D)	(D)	BB	2	(D)	(D)	AA	1	(D)
5033	Roofing, siding, and insulation materials	6	35 706	4 976	183	6	35 706	4 976	183	—	—
5039	Construction materials, n.e.c.	9	(D)	(D)	BB	7	(D)	(D)	BB	2	(D)
504	Professional and commercial equipment and supplies	51	102 303	15 476	500	46	(D)	(D)	EE	5	(D)
5043	Photographic equipment and supplies	2	(D)	(D)	BB	2	(D)	(D)	BB	—	—
5044	Office equipment	15	(D)	(D)	CC	14	(D)	(D)	CC	1	(D)
5045	Computers and computer peripheral equipment and software	13	(D)	(D)	CC	9	(D)	(D)	BB	4	(D)
5046	Commercial equipment, n.e.c.	6	(D)	(D)	BB	6	(D)	(D)	BB	—	—
5047	Medical, dental, and hospital equipment and supplies	9	(D)	(D)	BB	9	(D)	(D)	BB	—	—
5048	Ophthalmic goods	1	(D)	(D)	AA	1	(D)	(D)	AA	—	—
5049	Professional equipment and supplies, n.e.c.	5	(D)	(D)	BB	5	(D)	(D)	BB	—	—
505	Metals and minerals, except petroleum	10	(D)	(D)	BB	9	(D)	(D)	BB	1	(D)
5051	Metals service centers and offices	10	(D)	(D)	BB	9	(D)	(D)	BB	1	(D)
5052	Coal and other minerals and ores	—	—	—	—	—	—	—	—	—	—

**Table 5. Summary Statistics for Places With 200 Establishments or More: 1992 —Con.**

[For meaning of abbreviations and symbols, see introductory text. For explanation of terms and comparability of 1987 and 1992 censuses, see appendix A. For information on geographic areas followed by ▲, see appendix F]

SIC code	Geographic area and kind of business	Estab-lish-ments (number)	Sales (\$1,000)	Annual payroll (\$1,000)	Paid employees for pay period including March 12 (number)	Merchant wholesalers			Other operating types		
						Estab-lish-ments (number)	Sales (\$1,000)	Annual payroll (\$1,000)	Paid employees for pay period including March 12 (number)	Estab-lish-ments (number)	Sales (\$1,000)
<b>SPRINGFIELD ▲—Con.</b>											
<b>50</b>	<b>Durable goods —Con.</b>										
506	Electrical goods .....	39	105 430	9 323	384	32	87 154	8 577	364	7	18 276
5063	Electrical apparatus and equipment, wiring supplies, and construction materials .....	22	83 264	6 563	270	16	(D)	(D)	EE	6	(D)
5064	Electrical appliances, television and radio sets .....	2	(D)	(D)	BB	2	(D)	(D)	BB	—	—
5065	Electronic parts and equipment, n.e.c. ....	15	(D)	(D)	BB	14	(D)	(D)	BB	1	(D)
507	Hardware, and plumbing and heating equipment and supplies .....	34	(D)	(D)	EE	32	(D)	(D)	EE	2	(D)
5072	Hardware .....	13	(D)	(D)	BB	13	(D)	(D)	BB	—	—
5074	Plumbing and heating equipment and supplies (hydronics) .....	7	16 013	1 918	87	7	16 013	1 918	87	—	—
5075	Warm air heating and air-conditioning equipment and supplies .....	11	(D)	(D)	BB	9	(D)	(D)	BB	2	(D)
5078	Refrigeration equipment and supplies .....	3	9 247	1 352	40	3	9 247	1 352	40	—	—
508	Machinery, equipment, and supplies .....	79	(D)	(D)	FF	70	(D)	(D)	FF	9	(D)
5082	Construction and mining (except petroleum) machinery and equipment .....	7	(D)	(D)	CC	6	(D)	(D)	CC	1	(D)
5083	Farm and garden machinery and equipment .....	14	(D)	(D)	CC	12	(D)	(D)	BB	2	(D)
5084	Industrial machinery and equipment .....	25	58 826	5 924	198	21	45 064	5 500	181	4	13 762
5085	Industrial supplies .....	21	(D)	(D)	CC	20	(D)	(D)	CC	1	(D)
5087	Service establishment equipment and supplies .....	11	9 633	1 608	78	11	9 633	1 608	78	—	—
5088	Transportation equipment and supplies, except motor vehicles .....	1	(D)	(D)	CC	—	—	—	—	1	(D)
509	Miscellaneous durable goods .....	34	(D)	(D)	EE	31	(D)	(D)	EE	3	(D)
5091	Sporting and recreational goods and supplies .....	11	175 977	3 168	150	10	(D)	(D)	CC	1	(D)
5092	Toys and hobby goods and supplies .....	3	5 190	566	36	3	5 190	566	36	—	—
5093	Scrap and waste materials .....	10	(D)	(D)	BB	10	(D)	(D)	BB	—	—
5094	Jewelry, watches, precious stones, and precious metals .....	1	(D)	(D)	AA	1	(D)	(D)	AA	—	—
5099	Durable goods, n.e.c. ....	9	(D)	(D)	BB	7	(D)	(D)	BB	2	(D)
<b>51</b>	<b>Nondurable goods .....</b>	<b>173</b>	<b>2 548 256</b>	<b>99 131</b>	<b>3 870</b>	<b>120</b>	<b>1 877 986</b>	<b>77 343</b>	<b>3 073</b>	<b>53</b>	<b>670 270</b>
511	Paper and paper products .....	30	71 676	6 175	291	20	34 692	3 709	214	10	36 984
5111	Printing and writing paper .....	2	(D)	(D)	BB	1	(D)	(D)	AA	1	(D)
5112	Stationery and office supplies .....	22	36 084	3 742	196	14	(D)	(D)	CC	8	(D)
5113	Industrial and personal service paper .....	6	(D)	(D)	BB	5	(D)	(D)	BB	1	(D)
512	Drugs, drug proprietaries, and druggists' sundries .....	3	(D)	(D)	BB	3	(D)	(D)	BB	—	—
5122	Drugs, drug proprietaries, and druggists' sundries .....	3	(D)	(D)	BB	3	(D)	(D)	BB	—	—
513	Apparel, piece goods, and notions .....	11	(D)	(D)	BB	9	(D)	(D)	BB	2	(D)
5131	Piece goods, notions, and other dry goods .....	2	(D)	(D)	BB	2	(D)	(D)	BB	—	—
5136	Men's and boys' clothing and furnishings .....	5	(D)	(D)	BB	5	(D)	(D)	BB	—	—
5137	Women's, children's, and infants' clothing and accessories .....	2	(D)	(D)	AA	—	—	—	—	2	(D)
5139	Footwear .....	2	(D)	(D)	AA	2	(D)	(D)	AA	—	—
514	Groceries and related products .....	48	2 024 615	67 333	2 502	22	(D)	(D)	GG	26	(D)
5141	Groceries, general line .....	7	(D)	(D)	GG	3	(D)	(D)	GG	4	(D)
5142	Packaged frozen foods .....	5	(D)	(D)	CC	2	(D)	(D)	CC	3	(D)
5143	Dairy products, except dried or canned .....	2	(D)	(D)	CC	1	(D)	(D)	AA	1	(D)
5144	Poultry and poultry products .....	6	115 731	3 985	105	4	(D)	(D)	BB	2	(D)
5145	Confectionery .....	5	(D)	(D)	BB	3	(D)	(D)	AA	2	(D)
5146	Fish and seafoods .....	—	—	—	—	—	—	—	—	—	—
5147	Meats and meat products .....	4	(D)	(D)	BB	2	(D)	(D)	BB	2	(D)
5148	Fresh fruits and vegetables .....	2	(D)	(D)	CC	2	(D)	(D)	CC	—	—
5149	Groceries and related products, n.e.c. ....	17	(D)	(D)	FF	5	(D)	(D)	EE	12	(D)
515	Farm-product raw materials .....	7	(D)	(D)	BB	—	—	—	—	7	(D)
5153	Grain and field beans .....	1	(D)	(D)	AA	—	—	—	—	1	(D)
5154	Livestock .....	6	(D)	(D)	BB	—	—	—	—	6	(D)
5159	Farm-product raw materials, n.e.c. ....	—	—	—	—	—	—	—	—	—	—
516	Chemicals and allied products .....	21	(D)	(D)	CC	18	48 545	3 345	130	3	(D)
5162	Plastics materials and basic forms and shapes .....	5	(D)	(D)	BB	3	(D)	(D)	AA	2	(D)
5169	Chemicals and allied products, n.e.c. ....	16	(D)	(D)	CC	15	(D)	(D)	CC	1	(D)
517	Petroleum and petroleum products .....	13	(D)	(D)	CC	12	(D)	(D)	CC	1	(D)
5171	Petroleum bulk stations and terminals .....	7	(D)	(D)	BB	6	(D)	(D)	BB	1	(D)
5172	Petroleum and petroleum products wholesalers, except bulk stations and terminals .....	6	37 143	2 355	91	6	37 143	2 355	91	—	—
518	Beer, wine, and distilled alcoholic beverages .....	5	(D)	(D)	CC	5	(D)	(D)	CC	—	—
5181	Beer and ale .....	2	(D)	(D)	BB	2	(D)	(D)	BB	—	—
5182	Wine and distilled alcoholic beverages .....	3	(D)	(D)	BB	3	(D)	(D)	BB	—	—
519	Miscellaneous nondurable goods .....	35	(D)	(D)	EE	31	(D)	(D)	EE	4	(D)
5191	Farm supplies .....	14	52 667	4 773	207	13	(D)	(D)	CC	1	(D)
5192	Books, periodicals, and newspapers .....	4	(D)	(D)	AA	3	(D)	(D)	AA	1	(D)
5193	Flowers, nursery stock, and florists' supplies .....	4	8 862	1 324	63	4	8 862	1 324	63	—	—
5194	Tobacco and tobacco products .....	2	(D)	(D)	BB	2	(D)	(D)	BB	—	—
5198	Paints, varnishes, and supplies .....	2	(D)	(D)	AA	—	—	—	—	2	(D)
5199	Nondurable goods, n.e.c. ....	9	9 126	1 698	65	9	9 126	1 698	65	—	—

**Table 6. Summary Statistics for Counties With 200 Establishments or More: 1992**

[For meaning of abbreviations and symbols, see introductory text. For explanation of terms and comparability of 1987 and 1992 censuses, see appendix A. For information on geographic areas followed by ▲, see appendix F]

SIC code	Geographic area and kind of business	Establishments (number)	Sales (\$1,000)	Annual payroll (\$1,000)	Paid employees for pay period including March 12 (number)	Merchant wholesalers				Other operating types	
						Establishments (number)	Sales (\$1,000)	Annual payroll (\$1,000)	Paid employees for pay period including March 12 (number)	Establishments (number)	Sales (\$1,000)
<b>CLAY COUNTY</b>											
	Wholesale trade .....	395	5 104 676	162 665	5 362	313	1 905 158	129 056	4 407	82	3 199 518
50	Durable goods .....	257	3 570 130	105 995	3 422	206	946 430	84 734	2 864	51	2 623 700
501	Motor vehicles and motor vehicle parts and supplies .....	40	2 566 407	33 244	1 029	34	(D)	(D)	FF	6	(D)
502	Furniture and homefurnishings .....	12	(D)	(D)	CC	11	(D)	(D)	CC	1	(D)
503	Lumber and other construction materials .....	21	116 207	8 333	277	15	90 195	7 217	243	6	26 012
504	Professional and commercial equipment and supplies .....	34	167 333	12 658	421	28	(D)	(D)	EE	6	(D)
505	Metals and minerals, except petroleum .....	11	128 627	8 488	238	9	(D)	(D)	CC	2	(D)
506	Electrical goods .....	32	220 599	8 494	148	21	(D)	(D)	CC	11	(D)
507	Hardware, and plumbing and heating equipment and supplies .....	21	58 435	7 417	251	17	(D)	(D)	CC	4	(D)
508	Machinery, equipment, and supplies .....	65	163 065	14 970	541	52	(D)	(D)	EE	13	(D)
509	Miscellaneous durable goods .....	21	(D)	(D)	EE	19	(D)	(D)	EE	2	(D)
51	Nondurable goods .....	138	1 534 546	56 670	1 940	107	958 728	44 322	1 543	31	575 818
511	Paper and paper products .....	25	(D)	(D)	EE	21	(D)	(D)	EE	4	(D)
512	Drugs, drug proprietaries, and druggists' sundries .....	9	(D)	(D)	CC	6	12 551	1 940	70	3	(D)
513	Apparel, piece goods, and notions .....	4	2 472	123	8	2	(D)	(D)	AA	2	(D)
514	Groceries and related products .....	24	241 367	9 753	327	16	100 406	6 128	209	8	140 961
515	Farm-product raw materials .....	9	438 061	3 418	96	8	(D)	(D)	BB	1	(D)
516	Chemicals and allied products .....	15	96 828	3 951	157	11	(D)	(D)	CC	4	(D)
517	Petroleum and petroleum products .....	2	(D)	(D)	BB	2	(D)	(D)	BB	-	-
518	Beer, wine, and distilled alcoholic beverages .....	5	151 326	14 471	430	5	151 326	14 471	430	-	-
519	Miscellaneous nondurable goods .....	45	(D)	(D)	EE	36	(D)	(D)	EE	9	(D)
<b>GREENE COUNTY</b>											
	Wholesale trade .....	610	4 085 624	221 045	9 003	517	3 056 448	186 987	7 681	93	1 029 176
50	Durable goods .....	405	1 486 993	117 307	4 928	369	1 132 815	105 143	4 410	36	354 178
501	Motor vehicles and motor vehicle parts and supplies .....	80	524 463	34 584	1 566	76	(D)	(D)	GG	4	(D)
5012	Automobiles and other motor vehicles .....	30	(D)	(D)	FF	27	168 372	17 214	667	3	(D)
5013	Motor vehicle supplies and new parts .....	31	(D)	(D)	FF	30	(D)	(D)	FF	1	(D)
5014	Tires and tubes .....	5	13 134	1 392	68	5	13 134	1 392	68	-	-
5015	Motor vehicle parts, used .....	14	(D)	(D)	BB	14	(D)	(D)	BB	-	-
502	Furniture and homefurnishings .....	19	(D)	(D)	CC	19	(D)	(D)	CC	-	-
5021	Furniture .....	8	7 877	1 131	73	8	7 877	1 131	73	-	-
5023	Homefurnishings .....	11	(D)	(D)	CC	11	(D)	(D)	CC	-	-
503	Lumber and other construction materials .....	33	(D)	(D)	FF	29	(D)	(D)	FF	4	8 339
5031	Lumber, plywood, millwork, and wood panels .....	14	(D)	(D)	EE	13	130 008	7 040	275	1	(D)
5032	Brick, stone, and related construction materials .....	3	(D)	(D)	BB	2	(D)	(D)	AA	1	(D)
5033	Roofing, siding, and insulation materials .....	6	35 706	4 976	183	6	35 706	4 976	183	-	-
5039	Construction materials, n.e.c. .....	10	14 624	1 579	71	8	(D)	(D)	BB	2	(D)
504	Professional and commercial equipment and supplies .....	56	(D)	(D)	FF	50	(D)	(D)	EE	6	36 600
5043	Photographic equipment and supplies .....	2	(D)	(D)	BB	2	(D)	(D)	BB	-	-
5044	Office equipment .....	16	14 615	4 252	164	15	(D)	(D)	CC	1	(D)
5045	Computers and computer peripheral equipment and software .....	15	47 095	6 193	177	11	(D)	(D)	BB	4	(D)
5046	Commercial equipment, n.e.c. .....	7	8 650	1 344	62	7	8 650	1 344	62	-	-
5047	Medical, dental, and hospital equipment and supplies .....	10	18 268	2 650	56	9	(D)	(D)	BB	1	(D)
5048	Ophthalmic goods .....	1	(D)	(D)	AA	1	(D)	(D)	AA	-	-
5049	Professional equipment and supplies, n.e.c. .....	5	(D)	(D)	BB	5	(D)	(D)	BB	-	-
505	Metals and minerals, except petroleum .....	12	(D)	(D)	BB	11	17 802	1 901	86	1	(D)
5051	Metals service centers and offices .....	12	(D)	(D)	BB	11	17 802	1 901	86	1	(D)
5052	Coal and other minerals and ores .....	-	-	-	-	-	-	-	-	-	-
506	Electrical goods .....	42	(D)	(D)	EE	35	(D)	(D)	EE	7	(D)
5063	Electrical apparatus and equipment, wiring supplies, and construction materials .....	23	(D)	(D)	EE	18	(D)	(D)	EE	5	(D)
5064	Electrical appliances, television and radio sets .....	2	(D)	(D)	BB	2	(D)	(D)	BB	-	-
5065	Electronic parts and equipment, n.e.c. .....	17	20 555	2 708	112	15	(D)	(D)	CC	2	(D)
507	Hardware, and plumbing and heating equipment and supplies .....	34	(D)	(D)	EE	32	(D)	(D)	EE	2	(D)
5072	Hardware .....	13	(D)	(D)	BB	13	(D)	(D)	BB	-	-
5074	Plumbing and heating equipment and supplies (hydronics) .....	7	16 013	1 918	87	7	16 013	1 918	87	-	-
5075	Warm air heating and air-conditioning equipment and supplies .....	11	(D)	(D)	BB	9	(D)	(D)	BB	2	(D)
5078	Refrigeration equipment and supplies .....	3	9 247	1 352	40	3	9 247	1 352	40	-	-
508	Machinery, equipment, and supplies .....	92	229 771	21 186	892	83	(D)	(D)	FF	9	(D)
5082	Construction and mining (except petroleum) machinery and equipment .....	8	(D)	(D)	CC	7	35 381	4 183	145	1	(D)
5083	Farm and garden machinery and equipment .....	18	37 082	2 869	133	16	(D)	(D)	CC	2	(D)
5084	Industrial machinery and equipment .....	31	62 185	6 250	217	27	48 423	5 826	200	4	13 762
5085	Industrial supplies .....	21	(D)	(D)	CC	20	(D)	(D)	CC	1	(D)
5087	Service establishment equipment and supplies .....	13	(D)	(D)	BB	13	(D)	(D)	BB	-	-
5088	Transportation equipment and supplies, except motor vehicles .....	1	(D)	(D)	CC	-	-	-	-	1	(D)

**Table 6. Summary Statistics for Counties With 200 Establishments or More: 1992 — Con.**

[For meaning of abbreviations and symbols, see introductory text. For explanation of terms and comparability of 1987 and 1992 censuses, see appendix A. For information on geographic areas followed by ▲, see appendix F]

SIC code	Geographic area and kind of business	Estab-lish-ments (number)	Sales (\$1,000)	Annual payroll (\$1,000)	Paid employees for pay period including March 12 (number)	Merchant wholesalers			Other operating types		
						Estab-lish-ments (number)	Sales (\$1,000)	Annual payroll (\$1,000)	Paid employees for pay period including March 12 (number)	Estab-lish-ments (number)	Sales (\$1,000)
<b>GREENE COUNTY — Con.</b>											
<b>50</b>	<b>Durable goods — Con.</b>										
509	Miscellaneous durable goods -----	37	223 137	9 181	428	34	(D)	(D)	EE	3	(D)
5091	Sporting and recreational goods and supplies ----	12	(D)	(D)	CC	11	169 859	3 423	200	1	(D)
5092	Toys and hobby goods and supplies -----	5	(D)	(D)	BB	5	(D)	(D)	BB	—	—
5093	Scrap and waste materials -----	10	(D)	(D)	BB	10	(D)	(D)	BB	—	—
5094	Jewelry, watches, precious stones, and precious metals-----	1	(D)	(D)	AA	1	(D)	(D)	AA	—	—
5099	Durable goods, n.e.c. -----	9	(D)	(D)	BB	7	(D)	(D)	BB	2	(D)
<b>51</b>	<b>Nondurable goods -----</b>	<b>205</b>	<b>2 598 631</b>	<b>103 738</b>	<b>4 075</b>	<b>148</b>	<b>1 923 633</b>	<b>81 844</b>	<b>3 271</b>	<b>57</b>	<b>674 998</b>
511	Paper and paper products -----	33	(D)	(D)	EE	23	(D)	(D)	CC	10	36 984
5111	Printing and writing paper -----	4	26 095	1 353	47	3	(D)	(D)	BB	1	(D)
5112	Stationery and office supplies -----	22	36 084	3 742	196	14	(D)	(D)	CC	8	(D)
5113	Industrial and personal service paper -----	7	(D)	(D)	BB	6	12 250	1 174	56	1	(D)
512	Drugs, drug proprietaries, and druggists' sundries ---	4	(D)	(D)	BB	4	(D)	(D)	BB	—	—
5122	Drugs, drug proprietaries, and druggists' sundries -	4	(D)	(D)	BB	4	(D)	(D)	BB	—	—
513	Apparel, piece goods, and notions -----	12	19 003	1 804	94	10	(D)	(D)	BB	2	(D)
5131	Piece goods, notions, and other dry goods -----	3	8 915	886	44	3	8 915	886	44	—	—
5136	Men's and boys' clothing and furnishings -----	5	(D)	(D)	BB	5	(D)	(D)	BB	—	—
5137	Women's, children's, and infants' clothing and accessories -----	2	(D)	(D)	AA	—	—	—	—	2	(D)
5139	Footwear -----	2	(D)	(D)	AA	2	(D)	(D)	AA	—	—
514	Groceries and related products -----	57	(D)	(D)	HH	28	(D)	(D)	GG	29	549 928
5141	Groceries, general line -----	7	(D)	(D)	GG	3	(D)	(D)	GG	4	(D)
5142	Packaged frozen foods -----	6	(D)	(D)	CC	3	(D)	(D)	CC	3	(D)
5143	Dairy products, except dried or canned -----	3	(D)	(D)	CC	1	(D)	(D)	AA	2	(D)
5144	Poultry and poultry products -----	6	115 731	3 985	105	4	(D)	(D)	BB	2	(D)
5145	Confectionery -----	7	5 808	651	52	5	(D)	(D)	AA	2	(D)
5146	Fish and seafoods -----	1	(D)	(D)	AA	1	(D)	(D)	AA	—	—
5147	Meats and meat products -----	5	72 757	1 323	55	2	(D)	(D)	BB	3	(D)
5148	Fresh fruits and vegetables -----	2	(D)	(D)	CC	2	(D)	(D)	CC	—	—
5149	Groceries and related products, n.e.c. -----	20	(D)	(D)	FF	7	(D)	(D)	EE	13	(D)
515	Farm-product raw materials -----	9	75 643	526	47	1	(D)	(D)	AA	8	(D)
5153	Grain and field beans -----	2	(D)	(D)	AA	1	(D)	(D)	AA	1	(D)
5154	Livestock -----	7	(D)	(D)	BB	—	—	—	—	7	(D)
5159	Farm-product raw materials, n.e.c. -----	—	—	—	—	—	—	—	—	—	—
516	Chemicals and allied products -----	23	51 859	3 781	159	20	(D)	(D)	CC	3	(D)
5162	Plastics materials and basic forms and shapes ----	6	4 797	607	45	4	(D)	(D)	BB	2	(D)
5169	Chemicals and allied products, n.e.c. -----	17	47 062	3 174	114	16	(D)	(D)	CC	1	(D)
517	Petroleum and petroleum products -----	15	80 050	4 096	168	14	(D)	(D)	CC	1	(D)
5171	Petroleum bulk stations and terminals -----	8	(D)	(D)	BB	7	(D)	(D)	BB	1	(D)
5172	Petroleum and petroleum products wholesalers, except bulk stations and terminals -----	7	(D)	(D)	BB	7	(D)	(D)	BB	—	—
518	Beer, wine, and distilled alcoholic beverages -----	6	66 353	6 302	238	6	66 353	6 302	238	—	—
5181	Beer and ale -----	3	(D)	(D)	CC	3	(D)	(D)	CC	—	—
5182	Wine and distilled alcoholic beverages -----	3	(D)	(D)	BB	3	(D)	(D)	BB	—	—
519	Miscellaneous nondurable goods -----	46	(D)	(D)	EE	42	105 601	9 998	433	4	(D)
5191	Farm supplies -----	21	58 997	5 269	237	20	(D)	(D)	CC	1	(D)
5192	Books, periodicals, and newspapers -----	4	(D)	(D)	AA	3	(D)	(D)	AA	1	(D)
5193	Flowers, nursery stock, and florists' supplies ----	4	8 862	1 324	63	4	8 862	1 324	63	—	—
5194	Tobacco and tobacco products -----	2	(D)	(D)	BB	2	(D)	(D)	BB	—	—
5198	Paints, varnishes, and supplies -----	2	(D)	(D)	AA	—	—	—	—	2	(D)
5199	Nondurable goods, n.e.c. -----	13	(D)	(D)	BB	13	(D)	(D)	BB	—	—
<b>JACKSON COUNTY</b>											
	<b>Wholesale trade -----</b>	<b>1 442</b>	<b>10 938 345</b>	<b>634 276</b>	<b>21 457</b>	<b>1 188</b>	<b>5 930 617</b>	<b>431 652</b>	<b>15 934</b>	<b>254</b>	<b>5 007 728</b>
<b>50</b>	<b>Durable goods -----</b>	<b>1 015</b>	<b>6 188 995</b>	<b>437 895</b>	<b>14 373</b>	<b>849</b>	<b>3 279 770</b>	<b>320 585</b>	<b>11 556</b>	<b>166</b>	<b>2 909 225</b>
501	Motor vehicles and motor vehicle parts and supplies -----	177	1 368 099	47 332	2 044	162	(D)	(D)	GG	15	(D)
5012	Automobiles and other motor vehicles -----	26	842 004	19 157	761	23	(D)	(D)	EE	3	(D)
5013	Motor vehicle supplies and new parts -----	106	469 434	21 238	961	97	402 213	20 061	921	9	67 221
5014	Tires and tubes -----	13	42 448	4 422	174	10	(D)	(D)	CC	3	(D)
5015	Motor vehicle parts, used -----	32	14 213	2 515	148	32	14 213	2 515	148	—	—
502	Furniture and homefurnishings -----	57	289 436	31 406	1 205	46	(D)	(D)	GG	11	(D)
5021	Furniture -----	24	(D)	(D)	EE	17	(D)	(D)	EE	7	21 343
5023	Homefurnishings-----	33	(D)	(D)	FF	29	(D)	(D)	FF	4	(D)
503	Lumber and other construction materials -----	52	586 202	28 850	1 027	43	535 488	26 273	940	9	50 714
5031	Lumber, plywood, millwork, and wood panels -----	24	450 587	17 941	627	23	(D)	(D)	FF	1	(D)
5032	Brick, stone, and related construction materials ---	9	68 791	5 095	162	6	(D)	(D)	CC	3	(D)
5033	Roofing, siding, and insulation materials -----	6	40 895	2 940	93	5	(D)	(D)	BB	1	(D)
5039	Construction materials, n.e.c. -----	13	25 929	2 874	145	9	(D)	(D)	BB	4	(D)

**Table 6. Summary Statistics for Counties With 200 Establishments or More: 1992 — Con.**

[For meaning of abbreviations and symbols, see introductory text. For explanation of terms and comparability of 1987 and 1992 censuses, see appendix A. For information on geographic areas followed by ▲, see appendix F]

SIC code	Geographic area and kind of business	Estab-lish-ments (number)	Sales (\$1,000)	Annual payroll (\$1,000)	Paid employees for pay period including March 12 (number)	Merchant wholesalers			Other operating types		
						Estab-lish-ments (number)	Sales (\$1,000)	Annual payroll (\$1,000)	Paid employees for pay period including March 12 (number)	Estab-lish-ments (number)	Sales (\$1,000)
<b>JACKSON COUNTY — Con.</b>											
<b>50</b>	<b>Durable goods — Con.</b>										
504	Professional and commercial equipment and supplies	151	858 160	100 477	2 659	130	403 064	47 004	1 757	21	455 096
5043	Photographic equipment and supplies	11	(D)	(D)	BB	11	(D)	(D)	BB	—	—
5044	Office equipment	34	67 799	13 660	531	33	(D)	(D)	FF	1	(D)
5045	Computers and computer peripheral equipment and software	37	517 180	60 539	1 138	29	(D)	(D)	EE	8	(D)
5046	Commercial equipment, n.e.c.	19	31 057	1 916	81	15	(D)	(D)	BB	4	(D)
5047	Medical, dental, and hospital equipment and supplies	34	157 901	14 150	411	28	(D)	(D)	EE	6	(D)
5048	Ophthalmic goods	7	5 680	1 233	56	6	(D)	(D)	BB	1	(D)
5049	Professional equipment and supplies, n.e.c.	9	(D)	(D)	EE	8	61 491	7 527	370	1	(D)
505	Metals and minerals, except petroleum	40	182 702	18 266	658	30	(D)	(D)	FF	10	(D)
5051	Metals service centers and offices	39	(D)	(D)	FF	29	(D)	(D)	FF	10	(D)
5052	Coal and other minerals and ores	1	(D)	(D)	AA	1	(D)	(D)	AA	—	—
506	Electrical goods	122	620 592	50 337	1 486	82	362 463	37 297	1 147	40	258 129
5063	Electrical apparatus and equipment, wiring supplies, and construction materials	63	312 980	26 357	768	41	163 871	17 894	566	22	149 109
5064	Electrical appliances, television and radio sets	10	(D)	(D)	CC	9	(D)	(D)	BB	1	(D)
5065	Electronic parts and equipment, n.e.c.	49	(D)	(D)	FF	32	(D)	(D)	EE	17	(D)
507	Hardware, and plumbing and heating equipment and supplies	92	450 105	34 129	1 093	77	303 263	31 380	1 007	15	146 842
5072	Hardware	33	301 671	17 192	563	25	(D)	(D)	FF	8	(D)
5074	Plumbing and heating equipment and supplies (hydronics)	40	114 918	11 434	375	33	(D)	(D)	EE	7	(D)
5075	Warm air heating and air-conditioning equipment and supplies	15	(D)	(D)	CC	15	(D)	(D)	CC	—	—
5078	Refrigeration equipment and supplies	4	(D)	(D)	AA	4	(D)	(D)	AA	—	—
508	Machinery, equipment, and supplies	242	1 644 305	107 105	3 252	203	511 669	73 744	2 406	39	1 132 636
5082	Construction and mining (except petroleum) machinery and equipment	22	166 123	22 473	614	19	(D)	(D)	EE	3	(D)
5083	Farm and garden machinery and equipment	13	(D)	(D)	EE	12	31 214	3 028	129	1	(D)
5084	Industrial machinery and equipment	98	383 497	37 460	1 087	75	171 265	27 846	849	23	212 232
5085	Industrial supplies	57	173 597	19 743	695	50	(D)	(D)	FF	7	(D)
5087	Service establishment equipment and supplies	36	44 794	6 014	283	34	(D)	(D)	EE	2	(D)
5088	Transportation equipment and supplies, except motor vehicles	16	(D)	(D)	CC	13	30 249	3 777	108	3	(D)
509	Miscellaneous durable goods	82	189 394	19 993	949	76	(D)	(D)	FF	6	(D)
5091	Sporting and recreational goods and supplies	15	51 516	3 940	207	10	(D)	(D)	CC	5	(D)
5092	Toys and hobby goods and supplies	7	4 265	677	29	7	4 265	677	29	—	—
5093	Scrap and waste materials	25	87 158	10 496	462	25	87 158	10 496	462	—	—
5094	Jewelry, watches, precious stones, and precious metals	14	(D)	(D)	CC	14	(D)	(D)	CC	—	—
5099	Durable goods, n.e.c.	21	(D)	(D)	BB	20	(D)	(D)	BB	1	(D)
<b>51</b>	<b>Nondurable goods</b>	<b>427</b>	<b>4 749 350</b>	<b>196 381</b>	<b>7 084</b>	<b>339</b>	<b>2 650 847</b>	<b>111 067</b>	<b>4 378</b>	<b>88</b>	<b>2 098 503</b>
511	Paper and paper products	73	376 645	57 653	1 885	66	(D)	(D)	FF	7	(D)
5111	Printing and writing paper	6	5 616	493	26	5	(D)	(D)	BB	1	(D)
5112	Stationery and office supplies	47	298 997	47 085	1 540	43	(D)	(D)	EE	4	(D)
5113	Industrial and personal service paper	20	72 032	10 075	319	18	(D)	(D)	EE	2	(D)
512	Drugs, drug proprietaries, and druggists' sundries	16	977 709	16 949	517	15	(D)	(D)	EE	1	(D)
5122	Drugs, drug proprietaries, and druggists' sundries	16	977 709	16 949	517	15	(D)	(D)	EE	1	(D)
513	Apparel, piece goods, and notions	36	152 505	10 436	474	27	85 892	6 261	291	9	66 613
5131	Piece goods, notions, and other dry goods	12	34 767	3 014	129	9	(D)	(D)	BB	3	(D)
5136	Men's and boys' clothing and furnishings	12	(D)	(D)	EE	9	34 656	4 029	191	3	(D)
5137	Women's, children's, and infants' clothing and accessories	10	25 131	452	26	8	(D)	(D)	BB	2	(D)
5139	Footwear	2	(D)	(D)	AA	1	(D)	(D)	AA	1	(D)
514	Groceries and related products	111	1 101 654	51 532	2 162	89	543 423	32 079	1 393	22	558 231
5141	Groceries, general line	9	151 256	6 585	240	8	(D)	(D)	CC	1	(D)
5142	Packaged frozen foods	12	100 270	4 442	126	10	(D)	(D)	CC	2	(D)
5143	Dairy products, except dried or canned	10	(D)	(D)	CC	9	115 439	2 540	112	1	(D)
5144	Poultry and poultry products	7	18 345	862	35	6	(D)	(D)	BB	1	(D)
5145	Confectionery	10	(D)	(D)	EE	8	(D)	(D)	BB	2	(D)
5146	Fish and seafoods	4	7 353	1 077	54	4	7 353	1 077	54	—	—
5147	Meats and meat products	14	(D)	(D)	CC	10	54 027	3 695	175	4	(D)
5148	Fresh fruits and vegetables	14	111 246	10 046	482	14	111 246	10 046	482	—	—
5149	Groceries and related products, n.e.c.	31	(D)	(D)	EE	20	26 301	3 141	166	11	(D)
515	Farm-product raw materials	22	684 294	5 501	178	15	577 737	3 991	141	7	106 557
5153	Grain and field beans	15	610 697	5 051	164	10	(D)	(D)	CC	5	(D)
5154	Livestock	6	(D)	(D)	AA	4	(D)	(D)	AA	2	(D)
5159	Farm-product raw materials, n.e.c.	1	(D)	(D)	AA	1	(D)	(D)	AA	—	—
516	Chemicals and allied products	34	196 459	9 759	315	28	59 421	6 881	242	6	137 038
5162	Plastics materials and basic forms and shapes	7	70 554	3 039	72	4	(D)	(D)	BB	3	(D)
5169	Chemicals and allied products, n.e.c.	27	125 905	6 720	243	24	(D)	(D)	CC	3	(D)
517	Petroleum and petroleum products	23	694 024	5 394	241	18	(D)	(D)	CC	5	(D)
5171	Petroleum bulk stations and terminals	14	(D)	(D)	CC	12	38 172	1 912	90	2	(D)
5172	Petroleum and petroleum products wholesalers, except bulk stations and terminals	9	(D)	(D)	BB	6	(D)	(D)	AA	3	10 136
518	Beer, wine, and distilled alcoholic beverages	6	(D)	(D)	EE	5	98 018	10 885	267	1	(D)
5181	Beer and ale	3	(D)	(D)	CC	3	(D)	(D)	CC	—	—
5182	Wine and distilled alcoholic beverages	3	(D)	(D)	BB	2	(D)	(D)	BB	1	(D)

**Table 6. Summary Statistics for Counties With 200 Establishments or More: 1992 — Con.**

[For meaning of abbreviations and symbols, see introductory text. For explanation of terms and comparability of 1987 and 1992 censuses, see appendix A. For information on geographic areas followed by ▲, see appendix F]

SIC code	Geographic area and kind of business	Estab-lish-ments (number)	Sales (\$1,000)	Annual payroll (\$1,000)	Paid employees for pay period including March 12 (number)	Merchant wholesalers			Other operating types		
						Estab-lish-ments (number)	Sales (\$1,000)	Annual payroll (\$1,000)	Paid employees for pay period including March 12 (number)	Estab-lish-ments (number)	Sales (\$1,000)
<b>JACKSON COUNTY — Con.</b>											
<b>51</b>	<b>Nondurable goods — Con.</b>										
519	Miscellaneous nondurable goods -----	106	(D)	(D)	GG	76	(D)	(D)	FF	30	227 870
5191	Farm supplies -----	19	39 006	2 910	130	16	(D)	(D)	CC	3	(D)
5192	Books, periodicals, and newspapers -----	12	36 705	5 438	209	6	(D)	(D)	BB	6	(D)
5193	Flowers, nursery stock, and florists' supplies -----	13	16 324	3 087	148	13	16 324	3 087	148	—	—
5194	Tobacco and tobacco products -----	3	(D)	(D)	BB	2	(D)	(D)	BB	1	(D)
5198	Paints, varnishes, and supplies -----	17	53 824	3 707	130	5	6 439	1 094	52	12	47 385
5199	Nondurable goods, n.e.c. -----	42	129 887	9 546	325	34	70 293	7 354	272	8	59 594
<b>JASPER COUNTY</b>											
	<b>Wholesale trade -----</b>	<b>264</b>	<b>1 006 565</b>	<b>57 636</b>	<b>2 701</b>	<b>238</b>	<b>770 542</b>	<b>51 498</b>	<b>2 456</b>	<b>26</b>	<b>236 023</b>
<b>50</b>	<b>Durable goods -----</b>	<b>174</b>	<b>312 313</b>	<b>30 102</b>	<b>1 368</b>	<b>161</b>	<b>(D)</b>	<b>(D)</b>	<b>GG</b>	<b>13</b>	<b>(D)</b>
501	Motor vehicles and motor vehicle parts and supplies -----	47	103 028	9 663	427	43	(D)	(D)	EE	4	(D)
502	Furniture and homefurnishings -----	6	(D)	(D)	BB	5	1 962	258	18	1	(D)
503	Lumber and other construction materials -----	13	(D)	(D)	CC	11	33 880	2 489	105	2	(D)
504	Professional and commercial equipment and supplies -----	25	29 901	4 635	213	24	(D)	(D)	CC	1	(D)
505	Metals and minerals, except petroleum -----	6	8 832	776	37	5	(D)	(D)	BB	1	(D)
506	Electrical goods -----	17	34 349	3 400	138	16	(D)	(D)	CC	1	(D)
507	Hardware, and plumbing and heating equipment and supplies -----	13	9 630	1 084	80	12	(D)	(D)	BB	1	(D)
508	Machinery, equipment, and supplies -----	35	(D)	(D)	EE	33	(D)	(D)	EE	2	(D)
509	Miscellaneous durable goods -----	12	11 781	1 173	67	12	11 781	1 173	67	—	—
<b>51</b>	<b>Nondurable goods -----</b>	<b>90</b>	<b>694 252</b>	<b>27 534</b>	<b>1 333</b>	<b>77</b>	<b>(D)</b>	<b>(D)</b>	<b>GG</b>	<b>13</b>	<b>(D)</b>
511	Paper and paper products -----	13	23 775	2 705	142	12	(D)	(D)	CC	1	(D)
512	Drugs, drug proprietaries, and druggists' sundries -----	1	(D)	(D)	BB	1	(D)	(D)	BB	—	—
513	Apparel, piece goods, and notions -----	2	(D)	(D)	AA	2	(D)	(D)	AA	—	—
514	Groceries and related products -----	22	(D)	(D)	FF	18	(D)	(D)	FF	4	126 685
515	Farm-product raw materials -----	12	(D)	(D)	BB	6	(D)	(D)	BB	6	(D)
516	Chemicals and allied products -----	2	(D)	(D)	AA	2	(D)	(D)	AA	—	—
517	Petroleum and petroleum products -----	12	(D)	(D)	BB	12	(D)	(D)	BB	—	—
518	Beer, wine, and distilled alcoholic beverages -----	4	26 929	2 980	78	4	26 929	2 980	78	—	—
519	Miscellaneous nondurable goods -----	22	(D)	(D)	CC	20	43 241	2 671	152	2	(D)
<b>ST. CHARLES COUNTY</b>											
	<b>Wholesale trade -----</b>	<b>300</b>	<b>1 074 002</b>	<b>53 112</b>	<b>2 094</b>	<b>238</b>	<b>798 475</b>	<b>45 686</b>	<b>1 886</b>	<b>62</b>	<b>275 527</b>
<b>50</b>	<b>Durable goods -----</b>	<b>215</b>	<b>495 410</b>	<b>33 950</b>	<b>1 301</b>	<b>169</b>	<b>346 944</b>	<b>28 553</b>	<b>1 156</b>	<b>46</b>	<b>148 466</b>
501	Motor vehicles and motor vehicle parts and supplies -----	30	33 496	3 531	195	30	33 496	3 531	195	—	—
502	Furniture and homefurnishings -----	15	34 399	1 495	47	7	(D)	(D)	BB	8	(D)
503	Lumber and other construction materials -----	13	30 100	2 854	108	10	(D)	(D)	CC	3	(D)
504	Professional and commercial equipment and supplies -----	34	71 481	4 625	167	29	57 756	3 825	153	5	13 725
505	Metals and minerals, except petroleum -----	12	26 899	1 800	63	8	(D)	(D)	BB	4	(D)
506	Electrical goods -----	30	100 495	4 644	177	18	(D)	(D)	CC	12	(D)
507	Hardware, and plumbing and heating equipment and supplies -----	21	112 874	5 374	149	20	(D)	(D)	CC	1	(D)
508	Machinery, equipment, and supplies -----	41	62 781	8 320	315	32	43 863	7 140	279	9	18 918
509	Miscellaneous durable goods -----	19	22 885	1 307	80	15	(D)	(D)	BB	4	(D)
<b>51</b>	<b>Nondurable goods -----</b>	<b>85</b>	<b>578 592</b>	<b>19 162</b>	<b>793</b>	<b>69</b>	<b>451 531</b>	<b>17 133</b>	<b>730</b>	<b>16</b>	<b>127 061</b>
511	Paper and paper products -----	12	17 525	2 554	158	12	17 525	2 554	158	—	—
512	Drugs, drug proprietaries, and druggists' sundries -----	2	(D)	(D)	CC	1	(D)	(D)	CC	1	(D)
513	Apparel, piece goods, and notions -----	3	(D)	(D)	AA	1	(D)	(D)	AA	2	(D)
514	Groceries and related products -----	22	104 550	7 108	216	16	(D)	(D)	CC	6	(D)
515	Farm-product raw materials -----	7	(D)	(D)	BB	6	(D)	(D)	BB	1	(D)
516	Chemicals and allied products -----	5	9 273	617	15	3	(D)	(D)	AA	2	(D)
517	Petroleum and petroleum products -----	10	20 989	950	44	9	(D)	(D)	BB	1	(D)
518	Beer, wine, and distilled alcoholic beverages -----	3	24 446	2 749	67	3	24 446	2 749	67	—	—
519	Miscellaneous nondurable goods -----	21	(D)	(D)	CC	18	(D)	(D)	CC	3	(D)

**Table 6. Summary Statistics for Counties With 200 Establishments or More: 1992 — Con.**

[For meaning of abbreviations and symbols, see introductory text. For explanation of terms and comparability of 1987 and 1992 censuses, see appendix A. For information on geographic areas followed by ▲, see appendix F]

SIC code	Geographic area and kind of business	Estab-lish-ments (number)	Sales (\$1,000)	Annual payroll (\$1,000)	Paid employees for pay period including March 12 (number)	Merchant wholesalers				Other operating types	
						Estab-lish-ments (number)	Sales (\$1,000)	Annual payroll (\$1,000)	Paid employees for pay period including March 12 (number)	Estab-lish-ments (number)	Sales (\$1,000)
<b>ST. LOUIS COUNTY</b>											
	<b>Wholesale trade -----</b>	<b>2 742</b>	<b>24 740 628</b>	<b>1 078 509</b>	<b>32 209</b>	<b>1 884</b>	<b>11 394 386</b>	<b>700 186</b>	<b>22 369</b>	<b>858</b>	<b>13 346 242</b>
<b>50</b>	<b>Durable goods -----</b>	<b>1 912</b>	<b>12 972 116</b>	<b>680 765</b>	<b>20 068</b>	<b>1 322</b>	<b>4 550 329</b>	<b>447 413</b>	<b>14 227</b>	<b>590</b>	<b>8 421 787</b>
501	Motor vehicles and motor vehicle parts and supplies -----	165	3 175 333	67 497	2 448	139	391 462	33 924	1 223	26	2 783 871
5012	Automobiles and other motor vehicles -----	26	2 407 262	20 453	725	18	(D)	(D)	EE	8	(D)
5013	Motor vehicle supplies and new parts -----	107	672 012	41 310	1 501	91	(D)	(D)	FF	16	(D)
5014	Tires and tubes -----	8	83 641	3 195	85	6	(D)	(D)	BB	2	(D)
5015	Motor vehicle parts, used -----	24	12 418	2 539	137	24	12 418	2 539	137	-	-
502	Furniture and home furnishings -----	95	482 062	25 462	831	57	140 002	15 460	539	38	342 060
5021	Furniture -----	45	259 846	12 378	368	20	54 450	5 217	166	25	205 396
5023	Home furnishings -----	50	222 216	13 084	463	37	85 552	10 243	373	13	136 664
503	Lumber and other construction materials -----	125	501 998	32 766	1 014	95	343 198	25 767	801	30	158 800
5031	Lumber, plywood, millwork, and wood panels -----	52	267 871	15 168	436	41	(D)	(D)	EE	11	(D)
5032	Brick, stone, and related construction materials -----	24	86 413	6 565	218	19	22 052	4 262	140	5	64 361
5033	Roofing, siding, and insulation materials -----	22	96 812	6 106	201	15	56 276	4 554	157	7	40 536
5039	Construction materials, n.e.c. -----	27	50 902	4 927	159	20	(D)	(D)	CC	7	(D)
504	Professional and commercial equipment and supplies -----	327	1 663 914	169 024	4 590	250	826 013	94 272	3 063	77	837 901
5043	Photographic equipment and supplies -----	11	154 116	10 800	316	10	(D)	(D)	CC	1	(D)
5044	Office equipment -----	41	111 562	20 216	738	32	(D)	(D)	FF	9	(D)
5045	Computers and computer peripheral equipment and software -----	107	625 651	67 159	1 551	84	259 186	23 000	766	23	366 465
5046	Commercial equipment, n.e.c. -----	34	79 973	5 219	174	22	20 570	3 107	125	12	59 403
5047	Medical, dental, and hospital equipment and supplies -----	101	586 625	55 644	1 479	76	363 775	40 989	1 183	25	222 850
5048	Ophthalmic goods -----	8	4 587	692	41	8	4 587	692	41	-	-
5049	Professional equipment and supplies, n.e.c. -----	25	101 400	9 294	291	18	(D)	(D)	EE	7	(D)
505	Metals and minerals, except petroleum -----	95	2 171 278	42 484	1 108	52	675 288	30 759	868	43	1 495 990
5051	Metals service centers and offices -----	91	2 143 184	41 438	1 100	51	(D)	(D)	FF	40	(D)
5052	Coal and other minerals and ores -----	4	28 094	1 046	8	1	(D)	(D)	AA	3	(D)
506	Electrical goods -----	290	1 543 695	109 930	3 130	161	619 173	72 278	2 192	129	924 522
5063	Electrical apparatus and equipment, wiring supplies, and construction materials -----	134	601 403	43 557	1 265	67	226 058	26 790	825	67	375 345
5064	Electrical appliances, television and radio sets -----	31	249 192	10 319	326	18	(D)	(D)	EE	13	(D)
5065	Electronic parts and equipment, n.e.c. -----	125	693 100	56 054	1 539	76	(D)	(D)	GG	49	(D)
507	Hardware, and plumbing and heating equipment and supplies -----	167	727 730	35 733	1 124	113	216 917	23 360	818	54	510 813
5072	Hardware -----	54	424 827	11 568	375	41	(D)	(D)	EE	13	(D)
5074	Plumbing and heating equipment and supplies (hydronics) -----	61	164 972	11 709	383	39	63 965	8 631	287	22	101 007
5075	Warm air heating and air-conditioning equipment and supplies -----	38	114 304	10 224	294	22	(D)	(D)	CC	16	(D)
5078	Refrigeration equipment and supplies -----	14	23 627	2 232	72	11	(D)	(D)	BB	3	(D)
508	Machinery, equipment, and supplies -----	484	2 124 273	162 882	4 603	331	956 110	121 815	3 619	153	1 168 163
5082	Construction and mining (except petroleum) machinery and equipment -----	28	146 293	14 843	430	22	110 710	14 436	416	6	35 583
5083	Farm and garden machinery and equipment -----	21	55 938	5 351	214	16	41 050	4 824	195	5	14 888
5084	Industrial machinery and equipment -----	233	754 241	80 495	2 121	147	445 580	63 917	1 724	86	308 661
5085	Industrial supplies -----	128	901 354	46 623	1 256	87	192 486	25 577	766	41	708 868
5087	Service establishment equipment and supplies -----	47	63 286	8 065	325	42	42 022	7 080	295	5	21 264
5088	Transportation equipment and supplies, except motor vehicles -----	27	203 161	7 505	257	17	124 262	5 981	223	10	78 899
509	Miscellaneous durable goods -----	164	581 833	34 987	1 220	124	382 166	29 778	1 104	40	199 667
5091	Sporting and recreational goods and supplies -----	33	109 173	5 365	189	22	(D)	(D)	CC	11	(D)
5092	Toys and hobby goods and supplies -----	18	69 053	2 360	118	15	(D)	(D)	CC	3	(D)
5093	Scrap and waste materials -----	25	209 040	8 072	281	23	(D)	(D)	EE	2	(D)
5094	Jewelry, watches, precious stones, and precious metals -----	33	73 831	12 805	419	28	66 313	12 369	402	5	7 518
5099	Durable goods, n.e.c. -----	55	120 736	6 385	213	36	49 796	4 059	170	19	70 940
<b>51</b>	<b>Nondurable goods -----</b>	<b>830</b>	<b>11 768 512</b>	<b>397 744</b>	<b>12 141</b>	<b>562</b>	<b>6 844 057</b>	<b>252 773</b>	<b>8 142</b>	<b>268</b>	<b>4 924 455</b>
511	Paper and paper products -----	165	948 070	62 032	1 986	114	468 308	48 688	1 677	51	479 762
5111	Printing and writing paper -----	23	282 629	8 019	186	16	(D)	(D)	CC	7	(D)
5112	Stationery and office supplies -----	91	279 183	30 920	1 141	65	173 113	22 100	917	26	106 070
5113	Industrial and personal service paper -----	51	386 258	23 093	659	33	(D)	(D)	FF	18	(D)
512	Drugs, drug proprietaries, and druggists' sundries -----	40	663 314	35 052	866	31	305 079	20 919	517	9	358 235
5122	Drugs, drug proprietaries, and druggists' sundries -----	40	663 314	35 052	866	31	305 079	20 919	517	9	358 235
513	Apparel, piece goods, and notions -----	93	848 646	40 634	837	60	342 487	22 064	564	33	506 159
5131	Piece goods, notions, and other dry goods -----	20	118 662	7 602	178	10	61 898	5 092	131	10	56 764
5136	Men's and boys' clothing and furnishings -----	16	158 680	4 748	134	12	(D)	(D)	CC	4	(D)
5137	Women's, children's, and infants' clothing and accessories -----	21	22 578	1 913	89	15	(D)	(D)	BB	6	(D)
5139	Footwear -----	36	548 726	26 371	436	23	234 899	11 923	241	13	313 827
514	Groceries and related products -----	177	3 210 286	115 785	3 956	102	909 062	54 702	1 949	75	2 301 224
5141	Groceries, general line -----	28	1 033 165	38 753	1 252	19	676 421	32 037	1 029	9	356 744
5142	Packaged frozen foods -----	21	343 450	15 655	465	9	104 353	9 452	290	12	239 097
5143	Dairy products, except dried or canned -----	10	293 461	8 492	160	5	(D)	(D)	BB	5	(D)
5144	Poultry and poultry products -----	4	(D)	(D)	AA	1	(D)	(D)	AA	3	(D)
5145	Confectionery -----	12	157 839	10 113	681	7	26 065	3 954	212	5	131 774



**Table 6. Summary Statistics for Counties With 200 Establishments or More: 1992 — Con.**

[For meaning of abbreviations and symbols, see introductory text. For explanation of terms and comparability of 1987 and 1992 censuses, see appendix A. For information on geographic areas followed by ▲, see appendix F]

SIC code	Geographic area and kind of business	Estab-lish-ments (number)	Sales (\$1,000)	Annual payroll (\$1,000)	Paid employees for pay period including March 12 (number)	Merchant wholesalers			Other operating types	
						Estab-lish-ments (number)	Sales (\$1,000)	Annual payroll (\$1,000)	Paid employees for pay period including March 12 (number)	Estab-lish-ments (number)
<b>ST. LOUIS COUNTY — Con.</b>										
<b>51</b>	<b>Nondurable goods — Con.</b>									
514	Groceries and related products — Con.									
5146	Fish and seafoods .....	6	(D)	(D)	BB	6	(D)	(D)	BB	—
5147	Meats and meat products .....	12	145 461	4 273	141	7	(D)	(D)	BB	5 (D)
5148	Fresh fruits and vegetables .....	17	46 986	2 686	115	13	(D)	(D)	CC	4 (D)
5149	Groceries and related products, n.e.c. ....	67	(D)	(D)	GG	35	(D)	(D)	CC	32 1 088 575
515	Farm-product raw materials .....	6	(D)	(D)	CC	4	(D)	(D)	CC	2 (D)
5153	Grain and field beans .....	5	(D)	(D)	CC	4	(D)	(D)	CC	1 (D)
5154	Livestock .....	—	—	—	—	—	—	—	—	—
5159	Farm-product raw materials, n.e.c. ....	1	(D)	(D)	AA	—	—	—	—	1 (D)
516	Chemicals and allied products .....	113	998 995	46 017	1 226	74	220 773	22 651	591	39 778 222
5162	Plastics materials and basic forms and shapes ...	30	138 666	10 824	283	22	(D)	(D)	EE	8 (D)
5169	Chemicals and allied products, n.e.c. ....	83	860 329	35 193	943	52	(D)	(D)	EE	31 (D)
517	Petroleum and petroleum products .....	35	2 241 919	31 996	948	31	(D)	(D)	FF	4 (D)
5171	Petroleum bulk stations and terminals .....	20	(D)	(D)	FF	19	(D)	(D)	FF	1 (D)
5172	Petroleum and petroleum products wholesalers, except bulk stations and terminals .....	15	(D)	(D)	EE	12	(D)	(D)	EE	3 (D)
518	Beer, wine, and distilled alcoholic beverages .....	12	133 684	12 042	399	12	133 684	12 042	399	—
5181	Beer and ale .....	5	105 529	9 830	301	5	105 529	9 830	301	—
5182	Wine and distilled alcoholic beverages .....	7	28 155	2 212	98	7	28 155	2 212	98	—
519	Miscellaneous nondurable goods .....	189	(D)	(D)	GG	134	(D)	(D)	GG	55 (D)
5191	Farm supplies .....	15	33 711	2 517	55	11	(D)	(D)	BB	4 (D)
5192	Books, periodicals, and newspapers .....	29	165 748	14 065	592	25	151 377	13 202	556	4 14 371
5193	Flowers, nursery stock, and florists' supplies ...	10	(D)	(D)	CC	9	17 923	2 530	143	1 (D)
5194	Tobacco and tobacco products .....	4	(D)	(D)	CC	3	(D)	(D)	CC	1 (D)
5198	Paints, varnishes, and supplies .....	41	112 113	6 590	275	16	10 252	1 839	80	25 101 861
5199	Nondurable goods, n.e.c. ....	90	222 863	20 214	644	70	131 049	15 480	544	20 91 814

**Table 7. Summary Statistics for Metropolitan Areas: 1992**

[For meaning of abbreviations and symbols, see introductory text. For explanation of terms and comparability of 1987 and 1992 censuses, see appendix A. For definitions of CMSA's, MSA's, and PMSA's, see appendix D]

SIC code	Geographic area and kind of business	Estab-lish-ments (number)	Sales (\$1,000)	Annual payroll (\$1,000)	Paid employees for pay period including March 12 (number)	Merchant wholesalers			Other operating types	
						Estab-lish-ments (number)	Sales (\$1,000)	Annual payroll (\$1,000)	Paid employees for pay period including March 12 (number)	Estab-lish-ments (number)
<b>COLUMBIA, MO MSA</b>										
	<b>Wholesale trade .....</b>	<b>197</b>	<b>546 166</b>	<b>50 497</b>	<b>2 199</b>	<b>172</b>	<b>446 014</b>	<b>42 005</b>	<b>1 927</b>	<b>25 100 152</b>
<b>50</b>	<b>Durable goods .....</b>	<b>131</b>	<b>238 738</b>	<b>31 220</b>	<b>1 271</b>	<b>115</b>	<b>181 398</b>	<b>25 937</b>	<b>1 141</b>	<b>16 57 340</b>
501	Motor vehicles and motor vehicle parts and supplies .....	29	34 780	4 176	254	26	29 288	3 777	221	3 5 492
502	Furniture and homefurnishings .....	7	3 068	413	29	7	3 068	413	29	—
503	Lumber and other construction materials .....	9	27 416	3 202	151	9	27 416	3 202	151	—
504	Professional and commercial equipment and supplies .....	24	65 404	12 947	338	18	49 121	9 754	285	6 16 283
505	Metals and minerals, except petroleum .....	3	5 022	292	8	2	(D)	(D)	AA	1 (D)
506	Electrical goods .....	11	25 872	2 101	89	9	(D)	(D)	BB	2 (D)
507	Hardware, and plumbing and heating equipment and supplies .....	13	20 574	2 754	142	13	20 574	2 754	142	—
508	Machinery, equipment, and supplies .....	24	31 945	4 063	171	22	(D)	(D)	CC	2 (D)
509	Miscellaneous durable goods .....	11	24 657	1 272	89	9	(D)	(D)	BB	2 (D)
<b>51</b>	<b>Nondurable goods .....</b>	<b>66</b>	<b>307 428</b>	<b>19 277</b>	<b>928</b>	<b>57</b>	<b>264 616</b>	<b>16 068</b>	<b>786</b>	<b>9 42 812</b>
511	Paper and paper products .....	5	15 859	821	40	3	(D)	(D)	BB	2 (D)
512	Drugs, drug proprietaries, and druggists' sundries ...	1	(D)	(D)	AA	1	(D)	(D)	AA	—
513	Apparel, piece goods, and notions .....	2	(D)	(D)	AA	1	(D)	(D)	AA	1 (D)
514	Groceries and related products .....	15	45 577	4 024	174	10	14 387	1 019	59	5 31 190
515	Farm-product raw materials .....	4	(D)	(D)	BB	4	(D)	(D)	BB	—
516	Chemicals and allied products .....	4	3 177	328	18	4	3 177	328	18	—
517	Petroleum and petroleum products .....	8	19 847	532	40	8	19 847	532	40	—
518	Beer, wine, and distilled alcoholic beverages .....	6	32 645	3 156	112	6	32 645	3 156	112	—
519	Miscellaneous nondurable goods .....	21	161 402	9 544	489	20	(D)	(D)	EE	1 (D)

**Table 7. Summary Statistics for Metropolitan Areas: 1992 – Con.**

[For meaning of abbreviations and symbols, see introductory text. For explanation of terms and comparability of 1987 and 1992 censuses, see appendix A. For definitions of CMSA's, MSA's, and PMSA's, see appendix D]

SIC code	Geographic area and kind of business	Estab-lish-ments (number)	Sales (\$1,000)	Annual payroll (\$1,000)	Paid employees for pay period including March 12 (number)	Merchant wholesalers				Other operating types	
						Estab-lish-ments (number)	Sales (\$1,000)	Annual payroll (\$1,000)	Paid employees for pay period including March 12 (number)	Estab-lish-ments (number)	Sales (\$1,000)
<b>JOPLIN, MO MSA</b>											
	<b>Wholesale trade -----</b>	<b>322</b>	<b>1 151 208</b>	<b>66 485</b>	<b>3 582</b>	<b>292</b>	<b>868 201</b>	<b>59 644</b>	<b>3 270</b>	<b>30</b>	<b>283 007</b>
<b>50</b>	<b>Durable goods -----</b>	<b>209</b>	<b>340 364</b>	<b>32 737</b>	<b>1 547</b>	<b>194</b>	<b>287 350</b>	<b>29 640</b>	<b>1 432</b>	<b>15</b>	<b>53 014</b>
501	Motor vehicles and motor vehicle parts and supplies -----	61	117 937	10 889	522	56	103 341	10 488	486	5	14 596
502	Furniture and homefurnishings -----	7	9 978	465	24	6	(D)	(D)	BB	1	(D)
503	Lumber and other construction materials -----	16	53 021	3 232	130	14	(D)	(D)	CC	2	(D)
504	Professional and commercial equipment and supplies -----	30	34 234	5 267	241	28	(D)	(D)	CC	2	(D)
505	Metals and minerals, except petroleum -----	6	8 832	776	37	5	(D)	(D)	BB	1	(D)
506	Electrical goods -----	17	34 349	3 400	138	16	(D)	(D)	CC	1	(D)
507	Hardware, and plumbing and heating equipment and supplies -----	13	9 630	1 084	80	12	(D)	(D)	BB	1	(D)
508	Machinery, equipment, and supplies -----	44	59 333	6 433	302	42	(D)	(D)	EE	2	(D)
509	Miscellaneous durable goods -----	15	13 050	1 191	73	15	13 050	1 191	73	-	-
<b>51</b>	<b>Nondurable goods -----</b>	<b>113</b>	<b>810 844</b>	<b>33 748</b>	<b>2 035</b>	<b>98</b>	<b>580 851</b>	<b>30 004</b>	<b>1 838</b>	<b>15</b>	<b>229 993</b>
511	Paper and paper products -----	13	23 775	2 705	142	12	(D)	(D)	CC	1	(D)
512	Drugs, drug proprietaries, and druggists' sundries -----	1	(D)	(D)	BB	1	(D)	(D)	BB	-	-
513	Apparel, piece goods, and notions -----	2	(D)	(D)	AA	2	(D)	(D)	AA	-	-
514	Groceries and related products -----	25	397 329	17 057	964	21	270 644	14 140	870	4	126 685
515	Farm-product raw materials -----	16	111 792	1 155	132	8	12 072	595	38	8	99 720
516	Chemicals and allied products -----	5	5 166	360	26	5	5 166	360	26	-	-
517	Petroleum and petroleum products -----	16	112 761	1 972	107	16	112 761	1 972	107	-	-
518	Beer, wine, and distilled alcoholic beverages -----	4	26 929	2 980	78	4	26 929	2 980	78	-	-
519	Miscellaneous nondurable goods -----	31	(D)	(D)	FF	29	(D)	(D)	EE	2	(D)
<b>KANSAS CITY, MO-KS MSA</b>											
	<b>Wholesale trade -----</b>	<b>4 016</b>	<b>38 220 013</b>	<b>1 642 902</b>	<b>53 736</b>	<b>3 036</b>	<b>18 479 060</b>	<b>1 132 636</b>	<b>40 112</b>	<b>980</b>	<b>19 740 953</b>
<b>50</b>	<b>Durable goods -----</b>	<b>2 776</b>	<b>19 659 175</b>	<b>1 048 265</b>	<b>33 622</b>	<b>2 115</b>	<b>8 149 258</b>	<b>763 249</b>	<b>26 693</b>	<b>661</b>	<b>11 509 917</b>
501	Motor vehicles and motor vehicle parts and supplies -----	406	8 425 577	136 992	5 053	344	2 199 167	109 027	4 127	62	6 226 410
5012	Automobiles and other motor vehicles -----	88	6 770 830	63 036	2 037	68	1 038 448	45 905	1 417	20	5 732 382
5013	Motor vehicle supplies and new parts -----	223	1 294 295	53 262	2 225	189	(D)	(D)	GG	34	(D)
5014	Tires and tubes -----	32	334 849	15 540	497	24	(D)	(D)	EE	8	(D)
5015	Motor vehicle parts, used -----	63	25 603	5 154	294	63	25 603	5 154	294	-	-
502	Furniture and homefurnishings -----	160	562 428	52 418	1 965	123	405 537	46 069	1 784	37	156 891
5021	Furniture -----	65	189 618	16 250	604	46	107 722	13 587	535	19	81 896
5023	Homefurnishings -----	95	372 810	36 168	1 361	77	297 815	32 482	1 249	18	74 995
503	Lumber and other construction materials -----	161	1 118 060	67 887	2 250	118	849 206	56 924	1 915	43	268 854
5031	Lumber, plywood, millwork, and wood panels -----	66	716 616	41 060	1 363	59	665 284	39 479	1 320	7	51 332
5032	Brick, stone, and related construction materials -----	30	127 123	8 319	275	21	46 661	5 281	189	9	80 462
5033	Roofing, siding, and insulation materials -----	31	185 298	10 756	310	22	106 676	9 027	260	9	78 622
5039	Construction materials, n.e.c. -----	34	89 023	7 752	302	16	30 585	3 137	146	18	58 438
504	Professional and commercial equipment and supplies -----	432	1 971 105	225 836	6 217	345	945 162	120 313	4 210	87	1 025 943
5043	Photographic equipment and supplies -----	19	143 296	9 307	300	17	(D)	(D)	CC	2	(D)
5044	Office equipment -----	76	225 774	44 542	1 311	65	116 436	24 863	948	11	109 338
5045	Computers and computer peripheral equipment and software -----	132	786 279	87 978	1 926	106	271 789	26 023	866	26	514 490
5046	Commercial equipment, n.e.c. -----	53	124 251	9 925	325	38	52 296	7 592	272	15	71 955
5047	Medical, dental, and hospital equipment and supplies -----	117	536 517	50 209	1 369	91	321 134	34 173	1 002	26	215 383
5048	Ophthalmic goods -----	14	40 576	7 929	303	12	(D)	(D)	EE	2	(D)
5049	Professional equipment and supplies, n.e.c. -----	21	114 412	15 946	683	16	(D)	(D)	FF	5	(D)
505	Metals and minerals, except petroleum -----	89	824 212	36 316	1 203	62	348 605	30 915	998	27	475 607
5051	Metals service centers and offices -----	87	(D)	(D)	GG	60	(D)	(D)	FF	27	475 607
5052	Coal and other minerals and ores -----	2	(D)	(D)	AA	2	(D)	(D)	AA	-	-
506	Electrical goods -----	395	2 197 116	160 109	4 679	244	1 026 825	108 342	3 428	151	1 170 291
5063	Electrical apparatus and equipment, wiring supplies, and construction materials -----	182	690 954	49 765	1 548	111	295 378	32 323	1 103	71	395 576
5064	Electrical appliances, television and radio sets -----	47	611 183	24 743	545	28	192 382	12 698	350	19	418 801
5065	Electronic parts and equipment, n.e.c. -----	166	894 979	85 601	2 586	105	539 065	63 321	1 975	61	355 914
507	Hardware, and plumbing and heating equipment and supplies -----	253	943 150	77 345	2 481	182	518 546	61 098	2 062	71	424 604
5072	Hardware -----	97	500 809	36 043	1 209	64	263 482	28 768	1 026	33	237 327
5074	Plumbing and heating equipment and supplies (hydronics) -----	95	290 444	21 082	685	67	142 706	16 256	552	28	147 738
5075	Warm air heating and air-conditioning equipment and supplies -----	46	108 125	15 616	438	40	85 090	13 718	396	6	23 035
5078	Refrigeration equipment and supplies -----	15	43 772	4 604	149	11	27 268	2 356	88	4	16 504
508	Machinery, equipment, and supplies -----	648	2 843 243	219 855	6 863	507	1 275 948	165 964	5 456	141	1 567 295
5082	Construction and mining (except petroleum) machinery and equipment -----	51	289 900	34 769	994	46	(D)	(D)	FF	5	(D)
5083	Farm and garden machinery and equipment -----	54	961 722	25 775	832	48	(D)	(D)	EE	6	(D)
5084	Industrial machinery and equipment -----	271	874 438	86 041	2 478	192	472 943	65 689	1 971	79	401 495
5085	Industrial supplies -----	158	491 323	47 144	1 574	119	324 810	39 854	1 381	39	166 513
5087	Service establishment equipment and supplies -----	74	100 005	15 047	624	69	71 398	14 169	608	5	28 607
5088	Transportation equipment and supplies, except motor vehicles -----	40	125 855	11 079	361	33	118 932	10 743	342	7	6 923

**MO-42 MISSOURI**

**WHOLESALE TRADE—GEOGRAPHIC AREA SERIES**

**Table 7. Summary Statistics for Metropolitan Areas: 1992 — Con.**

[For meaning of abbreviations and symbols, see introductory text. For explanation of terms and comparability of 1987 and 1992 censuses, see appendix A. For definitions of CMSA's, MSA's, and PMSA's, see appendix D]

SIC code	Geographic area and kind of business	Estab-lish-ments (number)	Sales (\$1,000)	Annual payroll (\$1,000)	Paid employees for pay period including March 12 (number)	Merchant wholesalers				Other operating types	
						Estab-lish-ments (number)	Sales (\$1,000)	Annual payroll (\$1,000)	Paid employees for pay period including March 12 (number)	Estab-lish-ments (number)	Sales (\$1,000)
<b>KANSAS CITY, MO—KS MSA — Con.</b>											
<b>50</b>	<b>Durable goods — Con.</b>										
509	Miscellaneous durable goods -----	232	774 284	71 507	2 911	190	580 262	64 597	2 713	42	194 022
5091	Sporting and recreational goods and supplies ----	62	336 512	29 089	1 152	41	205 296	24 121	1 035	21	131 216
5092	Toys and hobby goods and supplies -----	28	60 232	3 737	143	24	34 774	3 181	110	4	25 458
5093	Scrap and waste materials -----	52	150 695	16 480	699	51	(D)	(D)	FF	1	(D)
5094	Jewelry, watches, precious stones, and precious metals-----	31	109 999	14 091	513	30	(D)	(D)	FF	1	(D)
5099	Durable goods, n.e.c. -----	59	116 846	8 110	404	44	(D)	(D)	EE	15	(D)
<b>51</b>	<b>Nondurable goods -----</b>	<b>1 240</b>	<b>18 560 838</b>	<b>594 637</b>	<b>20 114</b>	<b>921</b>	<b>10 329 802</b>	<b>369 387</b>	<b>13 419</b>	<b>319</b>	<b>8 231 036</b>
511	Paper and paper products -----	188	1 058 997	94 399	3 174	146	402 026	41 198	1 667	42	656 971
5111	Printing and writing paper -----	32	397 808	16 574	537	21	135 693	10 229	359	11	262 115
5112	Stationery and office supplies -----	108	425 926	58 910	2 077	90	160 080	16 845	860	18	265 846
5113	Industrial and personal service paper -----	48	235 263	18 915	560	35	106 253	14 124	448	13	129 010
512	Drugs, drug proprietaries, and druggists' sundries ---	39	1 946 640	44 459	1 072	30	913 197	14 310	529	9	1 033 443
5122	Drugs, drug proprietaries, and druggists' sundries -	39	1 946 640	44 459	1 072	30	913 197	14 310	529	9	1 033 443
513	Apparel, piece goods, and notions -----	92	427 821	22 606	927	65	154 785	14 046	526	27	273 036
5131	Piece goods, notions, and other dry goods -----	27	146 941	5 631	215	18	31 582	3 223	122	9	115 359
5136	Men's and boys' clothing and furnishings -----	32	176 999	14 903	629	25	91 355	9 497	339	7	85 644
5137	Women's, children's, and infants' clothing and accessories -----	29	96 371	1 672	70	20	(D)	(D)	BB	9	(D)
5139	Footwear -----	4	7 510	400	13	2	(D)	(D)	AA	2	(D)
514	Groceries and related products -----	278	6 728 370	238 000	8 145	178	3 324 159	151 139	5 357	100	3 404 211
5141	Groceries, general line -----	31	1 819 542	66 852	2 132	21	(D)	(D)	GG	10	(D)
5142	Packaged frozen foods -----	30	790 345	35 052	1 078	18	489 862	25 560	780	12	300 483
5143	Dairy products, except dried or canned -----	17	358 310	8 566	313	13	(D)	(D)	CC	4	(D)
5144	Poultry and poultry products -----	12	53 547	2 023	108	9	21 217	1 225	84	3	32 330
5145	Confectionery -----	22	497 902	16 362	674	15	61 755	3 653	162	7	436 147
5146	Fish and seafoods -----	7	9 909	1 225	63	7	9 909	1 225	63	—	—
5147	Meats and meat products -----	31	684 537	14 774	549	22	219 056	9 948	375	9	465 481
5148	Fresh fruits and vegetables -----	33	243 926	19 111	906	29	237 042	18 890	897	4	6 884
5149	Groceries and related products, n.e.c. -----	95	2 270 352	74 035	2 322	44	(D)	(D)	FF	51	(D)
515	Farm-product raw materials -----	101	4 049 420	32 869	1 060	84	3 745 088	30 042	995	17	304 332
5153	Grain and field beans -----	77	3 825 205	31 214	988	69	3 679 465	29 293	952	8	145 740
5154	Livestock -----	15	165 524	945	32	9	(D)	(D)	AA	6	(D)
5159	Farm-product raw materials, n.e.c. -----	9	58 691	710	40	6	(D)	(D)	BB	3	(D)
516	Chemicals and allied products -----	115	614 629	39 905	1 234	88	266 567	26 640	880	27	348 062
5162	Plastics materials and basic forms and shapes ---	31	165 649	9 980	312	24	82 737	6 443	233	7	82 912
5169	Chemicals and allied products, n.e.c. -----	84	448 980	29 925	922	64	183 830	20 197	647	20	265 150
517	Petroleum and petroleum products -----	75	2 068 308	26 262	961	61	368 344	15 851	603	14	1 699 964
5171	Petroleum bulk stations and terminals -----	51	1 012 743	11 431	514	46	273 482	8 779	388	5	739 261
5172	Petroleum and petroleum products wholesalers, except bulk stations and terminals -----	24	1 055 565	14 831	447	15	94 862	7 072	215	9	960 703
518	Beer, wine, and distilled alcoholic beverages -----	20	394 272	36 175	1 071	18	(D)	(D)	GG	2	(D)
5181	Beer and ale -----	11	160 111	17 390	487	11	160 111	17 390	487	—	—
5182	Wine and distilled alcoholic beverages -----	9	234 161	18 785	584	7	(D)	(D)	FF	2	(D)
519	Miscellaneous nondurable goods -----	332	1 272 381	59 962	2 470	251	(D)	(D)	GG	81	(D)
5191	Farm supplies -----	94	546 775	15 039	674	86	454 660	12 595	614	8	92 115
5192	Books, periodicals, and newspapers -----	37	121 372	10 201	450	20	60 024	4 887	203	17	61 348
5193	Flowers, nursery stock, and florists' supplies ----	32	32 600	5 678	274	31	(D)	(D)	EE	1	(D)
5194	Tobacco and tobacco products -----	5	184 218	3 384	121	4	(D)	(D)	BB	1	(D)
5198	Paints, varnishes, and supplies -----	43	151 194	8 806	301	20	26 996	3 773	145	23	124 198
5199	Nondurable goods, n.e.c. -----	121	236 222	16 854	650	90	(D)	(D)	EE	31	(D)
<b>ST. JOSEPH, MO MSA</b>											
	<b>Wholesale trade -----</b>	<b>203</b>	<b>783 745</b>	<b>44 205</b>	<b>1 868</b>	<b>184</b>	<b>614 792</b>	<b>39 636</b>	<b>1 684</b>	<b>19</b>	<b>168 953</b>
<b>50</b>	<b>Durable goods -----</b>	<b>99</b>	<b>155 205</b>	<b>22 663</b>	<b>946</b>	<b>96</b>	<b>144 458</b>	<b>22 070</b>	<b>919</b>	<b>3</b>	<b>10 747</b>
501	Motor vehicles and motor vehicle parts and supplies -----	23	17 186	3 011	160	22	(D)	(D)	CC	1	(D)
502	Furniture and home furnishings -----	2	(D)	(D)	AA	2	(D)	(D)	AA	—	—
503	Lumber and other construction materials -----	10	14 368	1 867	90	10	14 368	1 867	90	—	—
504	Professional and commercial equipment and supplies -----	18	18 333	2 525	126	17	(D)	(D)	CC	1	(D)
505	Metals and minerals, except petroleum -----	—	—	—	—	—	—	—	—	—	—
506	Electrical goods -----	8	23 811	2 949	106	7	(D)	(D)	BB	1	(D)
507	Hardware, and plumbing and heating equipment and supplies -----	9	9 030	1 109	59	9	9 030	1 109	59	—	—
508	Machinery, equipment, and supplies -----	17	58 094	9 390	306	17	58 094	9 390	306	—	—
509	Miscellaneous durable goods -----	12	(D)	(D)	BB	12	(D)	(D)	BB	—	—
<b>51</b>	<b>Nondurable goods -----</b>	<b>104</b>	<b>628 540</b>	<b>21 542</b>	<b>922</b>	<b>88</b>	<b>470 334</b>	<b>17 566</b>	<b>765</b>	<b>16</b>	<b>158 206</b>
511	Paper and paper products -----	9	10 277	914	47	7	(D)	(D)	BB	2	(D)
512	Drugs, drug proprietaries, and druggists' sundries ---	6	96 176	2 732	97	6	96 176	2 732	97	—	—
513	Apparel, piece goods, and notions -----	2	(D)	(D)	BB	2	(D)	(D)	BB	—	—
514	Groceries and related products -----	17	45 223	3 790	148	11	(D)	(D)	BB	6	(D)
515	Farm-product raw materials -----	21	313 148	2 240	142	13	196 322	1 700	98	8	116 826
516	Chemicals and allied products -----	4	4 383	512	17	4	4 383	512	17	—	—

**Table 7. Summary Statistics for Metropolitan Areas: 1992 — Con.**

[For meaning of abbreviations and symbols, see introductory text. For explanation of terms and comparability of 1987 and 1992 censuses, see appendix A. For definitions of CMSA's, MSA's, and PMSA's, see appendix D]

SIC code	Geographic area and kind of business	Estab-lish-ments (number)	Sales (\$1,000)	Annual payroll (\$1,000)	Paid employees for pay period including March 12 (number)	Merchant wholesalers				Other operating types	
						Estab-lish-ments (number)	Sales (\$1,000)	Annual payroll (\$1,000)	Paid employees for pay period including March 12 (number)	Estab-lish-ments (number)	Sales (\$1,000)
<b>ST. JOSEPH, MO MSA — Con.</b>											
<b>51</b>	<b>Nondurable goods — Con.</b>										
517	Petroleum and petroleum products .....	8	44 076	1 427	66	8	44 076	1 427	66	—	—
518	Beer, wine, and distilled alcoholic beverages .....	5	16 144	1 984	58	5	16 144	1 984	58	—	—
519	Miscellaneous nondurable goods .....	32	(D)	(D)	EE	32	(D)	(D)	EE	—	—
<b>ST. LOUIS, MO—IL MSA</b>											
	<b>Wholesale trade .....</b>	<b>5 302</b>	<b>38 728 619</b>	<b>1 974 443</b>	<b>64 286</b>	<b>4 075</b>	<b>20 865 002</b>	<b>1 417 236</b>	<b>49 898</b>	<b>1 227</b>	<b>17 863 617</b>
<b>50</b>	<b>Durable goods .....</b>	<b>3 544</b>	<b>19 194 318</b>	<b>1 262 269</b>	<b>39 721</b>	<b>2 725</b>	<b>8 740 030</b>	<b>903 046</b>	<b>30 922</b>	<b>819</b>	<b>10 454 288</b>
501	Motor vehicles and motor vehicle parts and supplies .....	467	3 964 519	147 829	5 509	429	1 133 853	111 279	4 170	38	2 830 666
5012	Automobiles and other motor vehicles .....	77	2 733 285	48 598	1 588	67	457 774	38 237	1 102	10	2 275 511
5013	Motor vehicle supplies and new parts .....	275	1 026 401	80 304	3 110	249	(D)	(D)	GG	26	(D)
5014	Tires and tubes .....	33	166 209	10 103	377	31	(D)	(D)	EE	2	(D)
5015	Motor vehicle parts, used .....	82	38 624	8 824	434	82	38 624	8 824	434	—	—
502	Furniture and home furnishings .....	169	720 717	50 464	1 717	111	281 455	36 869	1 362	58	439 262
5021	Furniture .....	80	390 828	25 260	806	42	116 939	15 706	558	38	273 889
5023	Home furnishings .....	89	329 889	25 204	911	69	164 516	21 163	804	20	165 373
503	Lumber and other construction materials .....	231	867 029	70 452	2 384	181	590 626	56 616	1 927	50	276 403
5031	Lumber, plywood, millwork, and wood panels .....	88	409 181	31 137	1 003	76	374 797	29 053	949	12	34 384
5032	Brick, stone, and related construction materials .....	47	133 313	10 162	355	35	35 683	7 069	242	12	97 630
5033	Roofing, siding, and insulation materials .....	46	203 688	17 411	570	34	117 898	10 948	371	12	85 790
5039	Construction materials, n.e.c. ....	50	120 847	11 742	456	36	62 248	9 546	365	14	58 599
504	Professional and commercial equipment and supplies .....	539	2 663 404	308 607	8 251	430	1 295 934	160 793	5 362	109	1 367 470
5043	Photographic equipment and supplies .....	17	186 007	13 032	390	16	(D)	(D)	EE	1	(D)
5044	Office equipment .....	74	310 865	58 643	1 861	62	187 772	35 563	1 293	12	123 093
5045	Computers and computer peripheral equipment and software .....	166	809 013	104 509	2 280	133	357 579	33 651	1 092	33	451 434
5046	Commercial equipment, n.e.c. ....	68	(D)	(D)	FF	53	(D)	(D)	FF	15	(D)
5047	Medical, dental, and hospital equipment and supplies .....	158	1 045 802	99 911	2 563	119	468 735	55 839	1 664	39	577 067
5048	Ophthalmic goods .....	19	16 168	3 576	168	18	(D)	(D)	CC	1	(D)
5049	Professional equipment and supplies, n.e.c. ....	37	(D)	(D)	EE	29	(D)	(D)	EE	8	(D)
505	Metals and minerals, except petroleum .....	194	3 106 533	84 303	2 468	132	1 142 678	63 431	1 984	62	1 963 855
5051	Metals service centers and offices .....	185	2 995 956	81 620	2 406	129	1 136 585	63 225	1 950	56	1 859 371
5052	Coal and other minerals and ores .....	9	110 577	2 683	62	3	6 093	206	34	6	104 484
506	Electrical goods .....	455	2 442 675	163 932	4 976	280	1 079 052	111 610	3 569	175	1 363 623
5063	Electrical apparatus and equipment, wiring supplies, and construction materials .....	233	1 110 668	79 135	2 453	140	489 594	53 291	1 702	93	621 074
5064	Electrical appliances, television and radio sets .....	45	396 975	16 937	577	30	232 295	13 782	503	15	164 680
5065	Electronic parts and equipment, n.e.c. ....	177	935 032	67 860	1 946	110	357 163	44 537	1 364	67	577 869
507	Hardware, and plumbing and heating equipment and supplies .....	302	1 350 687	86 596	2 905	231	700 764	65 647	2 369	71	649 923
5072	Hardware .....	91	728 702	31 708	1 189	73	305 223	25 052	1 052	18	423 479
5074	Plumbing and heating equipment and supplies (hydronics) .....	114	271 522	24 845	849	84	140 582	18 064	632	30	130 940
5075	Warm air heating and air-conditioning equipment and supplies .....	73	207 935	21 445	643	54	136 107	15 475	502	19	71 828
5078	Refrigeration equipment and supplies .....	24	142 528	8 598	224	20	118 852	7 056	183	4	23 676
508	Machinery, equipment, and supplies .....	845	2 971 152	263 145	8 211	645	1 663 212	216 234	7 049	200	1 307 940
5082	Construction and mining (except petroleum) machinery and equipment .....	46	220 021	25 165	795	40	184 438	24 758	781	6	35 583
5083	Farm and garden machinery and equipment .....	79	198 888	18 368	785	71	157 586	16 579	754	8	41 302
5084	Industrial machinery and equipment .....	350	1 037 614	113 699	3 167	237	692 812	95 344	2 704	113	344 802
5085	Industrial supplies .....	222	1 183 382	80 637	2 357	169	407 035	57 448	1 794	53	776 347
5087	Service establishment equipment and supplies .....	105	106 917	15 883	772	98	(D)	(D)	FF	7	(D)
5088	Transportation equipment and supplies, except motor vehicles .....	43	224 330	9 393	335	30	(D)	(D)	EE	13	(D)
509	Miscellaneous durable goods .....	342	1 107 602	86 941	3 300	286	852 456	80 567	3 130	56	255 146
5091	Sporting and recreational goods and supplies .....	55	175 615	10 323	449	41	86 371	8 609	399	14	89 244
5092	Toys and hobby goods and supplies .....	29	120 635	9 264	330	24	54 594	8 071	309	5	66 041
5093	Scrap and waste materials .....	106	541 039	39 984	1 552	102	538 276	39 719	1 544	4	2 763
5094	Jewelry, watches, precious stones, and precious metals .....	61	102 244	16 459	532	52	91 283	15 993	511	9	10 961
5099	Durable goods, n.e.c. ....	91	168 069	10 911	437	67	81 932	8 175	367	24	86 137
<b>51</b>	<b>Nondurable goods .....</b>	<b>1 758</b>	<b>19 534 301</b>	<b>712 174</b>	<b>24 565</b>	<b>1 350</b>	<b>12 124 972</b>	<b>514 190</b>	<b>18 976</b>	<b>408</b>	<b>7 409 329</b>
511	Paper and paper products .....	263	1 412 115	99 344	3 346	200	759 918	81 284	2 925	63	652 197
5111	Printing and writing paper .....	35	412 254	18 024	494	27	252 237	16 869	465	8	160 017
5112	Stationery and office supplies .....	144	490 158	46 704	1 828	114	240 200	34 032	1 514	30	249 958
5113	Industrial and personal service paper .....	84	509 703	34 616	1 024	59	267 481	30 383	946	25	242 222
512	Drugs, drug proprietaries, and druggists' sundries .....	59	1 713 466	52 938	1 390	46	912 179	30 641	889	13	801 287
5122	Drugs, drug proprietaries, and druggists' sundries .....	59	1 713 466	52 938	1 390	46	912 179	30 641	889	13	801 287
513	Apparel, piece goods, and notions .....	167	1 070 677	60 667	1 529	115	467 440	36 977	1 059	52	603 237
5131	Piece goods, notions, and other dry goods .....	37	147 578	12 506	331	22	83 289	9 376	271	15	64 289
5136	Men's and boys' clothing and furnishings .....	38	193 083	10 797	346	33	63 140	9 273	311	5	129 943
5137	Women's, children's, and infants' clothing and accessories .....	33	97 316	5 257	234	23	31 781	2 230	122	10	65 535
5139	Footwear .....	59	632 700	32 107	618	37	289 230	16 098	355	22	343 470

**MO—44 MISSOURI**

**WHOLESALE TRADE—GEOGRAPHIC AREA SERIES**

**Table 7. Summary Statistics for Metropolitan Areas: 1992 – Con.**

[For meaning of abbreviations and symbols, see introductory text. For explanation of terms and comparability of 1987 and 1992 censuses, see appendix A. For definitions of CMSA's, MSA's, and PMSA's, see appendix D]

SIC code	Geographic area and kind of business	Estab-lish-ments (number)	Sales (\$1,000)	Annual payroll (\$1,000)	Paid employees for pay period including March 12 (number)	Merchant wholesalers			Other operating types	
						Estab-lish-ments (number)	Sales (\$1,000)	Annual payroll (\$1,000)	Paid employees for pay period including March 12 (number)	Estab-lish-ments (number)
<b>ST. LOUIS, MO-IL MSA – Con.</b>										
<b>51</b>	<b>Nondurable goods – Con.</b>									
514	Groceries and related products -----	377	4 855 879	199 183	7 233	271	2 081 787	120 706	4 683	106 2 774 092
5141	Groceries, general line -----	42	1 167 131	44 361	1 536	31	803 113	37 540	1 311	11 364 018
5142	Packaged frozen foods -----	38	648 957	24 269	824	21	358 700	16 801	610	17 290 257
5143	Dairy products, except dried or canned -----	31	498 989	17 061	466	25	208 294	8 678	314	6 290 695
5144	Poultry and poultry products -----	12	72 977	3 152	131	8	(D)	(D)	CC	4 (D)
5145	Confectionery -----	20	222 550	15 996	935	11	42 820	6 150	289	9 179 730
5146	Fish and seafoods -----	8	18 557	1 764	104	8	18 557	1 764	104	– –
5147	Meats and meat products -----	30	300 229	12 923	492	23	120 021	8 571	366	7 180 208
5148	Fresh fruits and vegetables -----	54	326 860	17 419	637	49	274 584	15 833	621	5 52 276
5149	Groceries and related products, n.e.c. -----	142	1 599 629	62 238	2 108	95	(D)	(D)	FF	47 (D)
515	Farm-product raw materials -----	88	3 536 108	21 475	727	79	3 378 839	20 562	687	9 157 269
5153	Grain and field beans -----	70	3 306 656	19 691	629	67	(D)	(D)	FF	3 (D)
5154	Livestock -----	13	(D)	(D)	BB	8	(D)	(D)	BB	5 (D)
5159	Farm-product raw materials, n.e.c. -----	5	(D)	(D)	BB	4	(D)	(D)	BB	1 (D)
516	Chemicals and allied products -----	197	1 499 660	70 032	1 978	140	466 606	43 437	1 256	57 1 033 054
5162	Plastics materials and basic forms and shapes -----	45	305 075	17 060	508	34	122 894	15 305	469	11 182 181
5169	Chemicals and allied products, n.e.c. -----	152	1 194 585	52 972	1 470	106	343 712	28 132	787	46 850 873
517	Petroleum and petroleum products -----	125	3 523 846	62 982	2 621	111	2 524 313	54 094	2 383	14 999 533
5171	Petroleum bulk stations and terminals -----	87	1 876 501	39 265	1 333	79	(D)	(D)	GG	8 (D)
5172	Petroleum and petroleum products wholesalers, except bulk stations and terminals -----	38	1 647 345	23 717	1 288	32	(D)	(D)	GG	6 (D)
518	Beer, wine, and distilled alcoholic beverages -----	52	457 805	48 506	1 484	51	(D)	(D)	GG	1 (D)
5181	Beer and ale -----	34	332 279	36 543	1 092	34	332 279	36 543	1 092	– –
5182	Wine and distilled alcoholic beverages -----	18	125 526	11 963	392	17	(D)	(D)	EE	1 (D)
519	Miscellaneous nondurable goods -----	430	1 464 745	97 047	4 257	337	(D)	(D)	HH	93 (D)
5191	Farm supplies -----	112	382 218	20 918	1 009	96	275 724	16 533	890	16 106 494
5192	Books, periodicals, and newspapers -----	42	213 022	18 932	873	34	180 891	16 424	775	8 32 131
5193	Flowers, nursery stock, and florists' supplies -----	34	55 500	8 115	403	33	(D)	(D)	EE	1 (D)
5194	Tobacco and tobacco products -----	14	354 337	11 037	479	13	(D)	(D)	EE	1 (D)
5198	Paints, varnishes, and supplies -----	61	150 020	9 052	391	25	21 419	3 011	128	36 128 601
5199	Nondurable goods, n.e.c. -----	167	309 648	28 993	1 102	136	(D)	(D)	FF	31 (D)
<b>SPRINGFIELD, MO MSA</b>										
	<b>Wholesale trade -----</b>	<b>693</b>	<b>4 272 907</b>	<b>229 501</b>	<b>9 507</b>	<b>591</b>	<b>3 202 980</b>	<b>194 809</b>	<b>8 113</b>	<b>102 1 069 927</b>
<b>50</b>	<b>Durable goods -----</b>	<b>449</b>	<b>1 528 143</b>	<b>121 986</b>	<b>5 178</b>	<b>409</b>	<b>1 169 040</b>	<b>109 645</b>	<b>4 650</b>	<b>40 359 103</b>
501	Motor vehicles and motor vehicle parts and supplies -----	93	532 429	35 693	1 631	89	(D)	(D)	GG	4 (D)
5012	Automobiles and other motor vehicles -----	32	305 147	20 363	853	29	(D)	(D)	FF	3 (D)
5013	Motor vehicle supplies and new parts -----	37	205 880	12 602	619	36	(D)	(D)	FF	1 (D)
5014	Tires and tubes -----	6	(D)	(D)	BB	6	(D)	(D)	BB	– –
5015	Motor vehicle parts, used -----	18	(D)	(D)	BB	18	(D)	(D)	BB	– –
502	Furniture and homefurnishings -----	20	29 195	3 271	174	20	29 195	3 271	174	– –
5021	Furniture -----	8	7 877	1 131	73	8	7 877	1 131	73	– –
5023	Homefurnishings -----	12	21 318	2 140	101	12	21 318	2 140	101	– –
503	Lumber and other construction materials -----	35	190 296	14 288	568	31	181 957	13 616	534	4 8 339
5031	Lumber, plywood, millwork, and wood panels -----	15	132 903	7 344	289	14	(D)	(D)	EE	1 (D)
5032	Brick, stone, and related construction materials -----	4	7 063	389	25	3	(D)	(D)	AA	1 (D)
5033	Roofing, siding, and insulation materials -----	6	35 706	4 976	183	6	35 706	4 976	183	– –
5039	Construction materials, n.e.c. -----	10	14 624	1 579	71	8	(D)	(D)	BB	2 (D)
504	Professional and commercial equipment and supplies -----	57	107 018	16 742	555	51	70 418	12 263	459	6 36 600
5043	Photographic equipment and supplies -----	2	(D)	(D)	BB	2	(D)	(D)	BB	– –
5044	Office equipment -----	16	14 615	4 252	164	15	(D)	(D)	CC	1 (D)
5045	Computers and computer peripheral equipment and software -----	15	47 095	6 193	177	11	(D)	(D)	BB	4 (D)
5046	Commercial equipment, n.e.c. -----	7	8 650	1 344	62	7	8 650	1 344	62	– –
5047	Medical, dental, and hospital equipment and supplies -----	10	18 268	2 650	56	9	(D)	(D)	BB	1 (D)
5048	Ophthalmic goods -----	1	(D)	(D)	AA	1	(D)	(D)	AA	– –
5049	Professional equipment and supplies, n.e.c. -----	6	11 128	1 443	53	6	11 128	1 443	53	– –
505	Metals and minerals, except petroleum -----	13	20 495	2 152	98	12	(D)	(D)	BB	1 (D)
5051	Metals service centers and offices -----	13	20 495	2 152	98	12	(D)	(D)	BB	1 (D)
5052	Coal and other minerals and ores -----	–	–	–	–	–	–	–	–	– –
506	Electrical goods -----	44	110 005	9 913	411	36	90 718	8 980	384	8 19 287
5063	Electrical apparatus and equipment, wiring supplies, and construction materials -----	24	85 657	6 695	278	18	(D)	(D)	EE	6 (D)
5064	Electrical appliances, television and radio sets -----	3	3 793	510	21	3	3 793	510	21	– –
5065	Electronic parts and equipment, n.e.c. -----	17	20 555	2 708	112	15	(D)	(D)	CC	2 (D)
507	Hardware, and plumbing and heating equipment and supplies -----	37	59 715	6 630	268	35	(D)	(D)	EE	2 (D)
5072	Hardware -----	15	18 386	2 079	89	15	18 386	2 079	89	– –
5074	Plumbing and heating equipment and supplies (hydronics) -----	7	16 013	1 918	87	7	16 013	1 918	87	– –
5075	Warm air heating and air-conditioning equipment and supplies -----	12	16 069	1 281	52	10	(D)	(D)	BB	2 (D)
5078	Refrigeration equipment and supplies -----	3	9 247	1 352	40	3	9 247	1 352	40	– –

**Table 7. Summary Statistics for Metropolitan Areas: 1992 – Con.**

[For meaning of abbreviations and symbols, see introductory text. For explanation of terms and comparability of 1987 and 1992 censuses, see appendix A. For definitions of CMSA's, MSA's, and PMSA's, see appendix D]

SIC code	Geographic area and kind of business	Estab-lish-ments (number)	Sales (\$1,000)	Annual payroll (\$1,000)	Paid employees for pay period including March 12 (number)	Merchant wholesalers			Other operating types		
						Estab-lish-ments (number)	Sales (\$1,000)	Annual payroll (\$1,000)	Paid employees for pay period including March 12 (number)	Estab-lish-ments (number)	Sales (\$1,000)
<b>SPRINGFIELD, MO MSA – Con.</b>											
<b>50</b>	<b>Durable goods – Con.</b>										
508	Machinery, equipment, and supplies -----	107	247 953	23 565	1 012	96	181 978	21 308	843	11	65 975
5082	Construction and mining (except petroleum) machinery and equipment -----	9	38 549	4 434	156	8	(D)	(D)	CC	1	(D)
5083	Farm and garden machinery and equipment -----	25	45 808	3 550	178	22	39 217	2 969	143	3	6 591
5084	Industrial machinery and equipment -----	31	62 185	6 250	217	27	48 423	5 826	200	4	13 762
5085	Industrial supplies -----	23	42 962	5 123	206	22	(D)	(D)	CC	1	(D)
5087	Service establishment equipment and supplies -----	15	13 360	2 426	118	15	13 360	2 426	118	–	–
5088	Transportation equipment and supplies, except motor vehicles -----	4	45 089	1 782	137	2	(D)	(D)	BB	2	(D)
509	Miscellaneous durable goods -----	43	231 037	9 732	461	39	(D)	(D)	EE	4	(D)
5091	Sporting and recreational goods and supplies -----	14	184 872	4 095	214	13	(D)	(D)	CC	1	(D)
5092	Toys and hobby goods and supplies -----	7	14 489	1 846	96	7	14 489	1 846	96	–	–
5093	Scrap and waste materials -----	11	(D)	(D)	BB	10	(D)	(D)	BB	1	(D)
5094	Jewelry, watches, precious stones, and precious metals -----	1	(D)	(D)	AA	1	(D)	(D)	AA	–	–
5099	Durable goods, n.e.c. -----	10	(D)	(D)	BB	8	16 776	2 450	(D)	2	(D)
<b>51</b>	<b>Nondurable goods -----</b>	<b>244</b>	<b>2 744 764</b>	<b>107 515</b>	<b>4 329</b>	<b>182</b>	<b>2 033 940</b>	<b>85 164</b>	<b>3 463</b>	<b>62</b>	<b>710 824</b>
511	Paper and paper products -----	35	75 979	6 445	310	25	38 995	3 979	233	10	36 984
5111	Printing and writing paper -----	4	26 095	1 353	47	3	(D)	(D)	BB	1	(D)
5112	Stationery and office supplies -----	22	36 084	3 742	196	14	(D)	(D)	CC	8	(D)
5113	Industrial and personal service paper -----	9	13 800	1 350	67	8	(D)	(D)	BB	1	(D)
512	Drugs, drug proprietaries, and druggists' sundries -----	5	(D)	(D)	CC	5	(D)	(D)	CC	–	–
5122	Drugs, drug proprietaries, and druggists' sundries -----	5	(D)	(D)	CC	5	(D)	(D)	CC	–	–
513	Apparel, piece goods, and notions -----	16	21 991	2 040	115	13	(D)	(D)	CC	3	(D)
5131	Piece goods, notions, and other dry goods -----	3	8 915	886	44	3	8 915	886	44	–	–
5136	Men's and boys' clothing and furnishings -----	6	5 760	566	34	6	5 760	566	34	–	–
5137	Women's, children's, and infants' clothing and accessories -----	4	(D)	(D)	AA	1	(D)	(D)	AA	3	(D)
5139	Footwear -----	3	(D)	(D)	BB	3	(D)	(D)	BB	–	–
514	Groceries and related products -----	59	2 032 804	67 851	2 536	30	1 482 876	49 991	1 897	29	549 928
5141	Groceries, general line -----	8	(D)	(D)	GG	4	(D)	(D)	GG	4	(D)
5142	Packages of frozen foods -----	6	(D)	(D)	CC	3	(D)	(D)	CC	3	(D)
5143	Dairy products, except dried or canned -----	3	(D)	(D)	CC	1	(D)	(D)	AA	2	(D)
5144	Poultry and poultry products -----	6	115 731	3 985	105	4	(D)	(D)	BB	2	(D)
5145	Confectionery -----	7	5 808	651	52	5	(D)	(D)	AA	2	(D)
5146	Fish and seafoods -----	1	(D)	(D)	AA	1	(D)	(D)	AA	–	–
5147	Meats and meat products -----	5	72 757	1 323	55	2	(D)	(D)	BB	3	(D)
5148	Fresh fruits and vegetables -----	2	(D)	(D)	CC	2	(D)	(D)	CC	–	–
5149	Groceries and related products, n.e.c. -----	21	(D)	(D)	FF	8	(D)	(D)	EE	13	(D)
515	Farm-product raw materials -----	12	147 225	933	107	2	(D)	(D)	AA	10	(D)
5153	Grain and field beans -----	2	(D)	(D)	AA	1	(D)	(D)	AA	1	(D)
5154	Livestock -----	10	(D)	(D)	CC	1	(D)	(D)	AA	9	(D)
5159	Farm-product raw materials, n.e.c. -----	–	–	–	–	–	–	–	–	–	–
516	Chemicals and allied products -----	27	58 288	4 334	171	23	52 026	3 878	148	4	6 262
5162	Plastics materials and basic forms and shapes -----	6	4 797	607	45	4	(D)	(D)	BB	2	(D)
5169	Chemicals and allied products, n.e.c. -----	21	53 491	3 727	126	19	(D)	(D)	CC	2	(D)
517	Petroleum and petroleum products -----	21	115 094	4 722	196	20	(D)	(D)	CC	1	(D)
5171	Petroleum bulk stations and terminals -----	13	70 645	2 153	94	12	(D)	(D)	BB	1	(D)
5172	Petroleum and petroleum products wholesalers, except bulk stations and terminals -----	8	44 449	2 569	102	8	44 449	2 569	102	–	–
518	Beer, wine, and distilled alcoholic beverages -----	6	66 353	6 302	238	6	66 353	6 302	238	–	–
5181	Beer and ale -----	3	(D)	(D)	CC	3	(D)	(D)	CC	–	–
5182	Wine and distilled alcoholic beverages -----	3	(D)	(D)	BB	3	(D)	(D)	BB	–	–
519	Miscellaneous nondurable goods -----	63	(D)	(D)	FF	58	130 343	11 343	(D)	5	(D)
5191	Farm supplies -----	35	84 743	6 588	326	33	(D)	(D)	EE	2	(D)
5192	Books, periodicals, and newspapers -----	4	(D)	(D)	AA	3	(D)	(D)	AA	–	–
5193	Flowers, nursery stock, and florists' supplies -----	4	8 862	1 324	63	4	8 862	1 324	63	–	–
5194	Tobacco and tobacco products -----	2	(D)	(D)	BB	2	(D)	(D)	BB	–	–
5198	Paints, varnishes, and supplies -----	2	(D)	(D)	AA	–	–	–	(D)	–	–
5199	Nondurable goods, n.e.c. -----	16	(D)	(D)	BB	16	(D)	(D)	BB	–	–

**Table 8. Summary Statistics for the Area Outside Metropolitan Areas: 1992**

[For meaning of abbreviations and symbols, see introductory text. For explanation of terms and comparability of 1987 and 1992 censuses, see appendix A. For definitions of CMSA's, MSA's, and PMSA's, see appendix D]

SIC code	Kind of business	Estab-lish-ments (number)	Sales (\$1,000)	Annual payroll (\$1,000)	Paid employees for pay period including March 12 (number)	Merchant wholesalers				Other operating types	
						Estab-lish-ments (number)	Sales (\$1,000)	Annual payroll (\$1,000)	Paid employees for pay period including March 12 (number)	Estab-lish-ments (number)	Sales (\$1,000)
	<b>Wholesale trade -----</b>	<b>3 072</b>	<b>8 581 917</b>	<b>484 339</b>	<b>25 600</b>	<b>2 846</b>	<b>6 962 387</b>	<b>425 694</b>	<b>22 598</b>	<b>226</b>	<b>1 619 530</b>
<b>50</b>	<b>Durable goods -----</b>	<b>1 493</b>	<b>2 276 478</b>	<b>210 930</b>	<b>10 795</b>	<b>1 428</b>	<b>1 898 087</b>	<b>185 313</b>	<b>9 949</b>	<b>65</b>	<b>378 391</b>
501	Motor vehicles and motor vehicle parts and supplies -----	431	649 361	54 067	2 956	417	(D)	(D)	HH	14	(D)
5012	Automobiles and other motor vehicles -----	81	(D)	(D)	FF	76	(D)	(D)	FF	5	(D)
5013	Motor vehicle supplies and new parts -----	242	275 618	28 112	1 466	233	(D)	(D)	GG	9	(D)
5014	Tires and tubes -----	42	134 821	9 936	500	42	134 821	9 936	500	-	-
5015	Motor vehicle parts, used -----	66	(D)	(D)	EE	66	(D)	(D)	EE	-	-
502	Furniture and home furnishings -----	34	(D)	(D)	CC	31	(D)	(D)	CC	3	(D)
5021	Furniture -----	13	(D)	(D)	CC	12	11 249	1 862	126	1	(D)
5023	Home furnishings -----	21	(D)	(D)	CC	19	(D)	(D)	CC	2	(D)
503	Lumber and other construction materials -----	100	208 798	18 384	749	95	(D)	(D)	FF	5	(D)
5031	Lumber, plywood, millwork, and wood panels -----	53	92 269	8 377	381	52	(D)	(D)	EE	1	(D)
5032	Brick, stone, and related construction materials -----	19	(D)	(D)	CC	18	29 252	3 354	140	1	(D)
5033	Roofing, siding, and insulation materials -----	10	60 423	5 038	152	9	(D)	(D)	CC	1	(D)
5039	Construction materials, n.e.c. -----	18	(D)	(D)	BB	16	(D)	(D)	BB	2	(D)
504	Professional and commercial equipment and supplies -----	134	172 168	27 752	1 121	127	91 534	16 051	837	7	80 634
5043	Photographic equipment and supplies -----	2	(D)	(D)	AA	2	(D)	(D)	AA	-	-
5044	Office equipment -----	48	(D)	(D)	EE	47	(D)	(D)	EE	1	(D)
5045	Computers and computer peripheral equipment and software -----	37	89 525	12 639	415	34	(D)	(D)	CC	3	(D)
5046	Commercial equipment, n.e.c. -----	12	8 290	1 158	52	11	(D)	(D)	BB	1	(D)
5047	Medical, dental, and hospital equipment and supplies -----	19	(D)	(D)	BB	18	(D)	(D)	BB	1	(D)
5048	Ophthalmic goods -----	5	(D)	(D)	BB	5	(D)	(D)	BB	-	-
5049	Professional equipment and supplies, n.e.c. -----	11	16 796	2 025	112	10	(D)	(D)	CC	1	(D)
505	Metals and minerals, except petroleum -----	45	80 500	6 538	320	41	(D)	(D)	EE	4	(D)
5051	Metals service centers and offices -----	44	(D)	(D)	EE	40	58 585	5 097	262	4	(D)
5052	Coal and other minerals and ores -----	1	(D)	(D)	BB	1	(D)	(D)	BB	-	-
506	Electrical goods -----	107	126 382	14 248	676	101	115 235	13 298	632	6	11 147
5063	Electrical apparatus and equipment, wiring supplies, and construction materials -----	69	(D)	(D)	EE	66	(D)	(D)	EE	3	4 813
5064	Electrical appliances, television and radio sets -----	10	(D)	(D)	BB	10	(D)	(D)	BB	-	-
5065	Electronic parts and equipment, n.e.c. -----	28	(D)	(D)	CC	25	(D)	(D)	CC	3	6 334
507	Hardware, and plumbing and heating equipment and supplies -----	90	168 507	11 141	602	86	(D)	(D)	FF	4	(D)
5072	Hardware -----	11	96 720	3 135	173	11	96 720	3 135	173	-	-
5074	Plumbing and heating equipment and supplies (hydronics) -----	54	51 701	6 139	317	52	(D)	(D)	EE	2	(D)
5075	Warm air heating and air-conditioning equipment and supplies -----	19	(D)	(D)	BB	17	10 916	1 290	73	2	(D)
5078	Refrigeration equipment and supplies -----	6	(D)	(D)	BB	6	(D)	(D)	BB	-	-
508	Machinery, equipment, and supplies -----	406	756 003	64 544	3 372	391	674 142	62 074	3 279	15	81 861
5082	Construction and mining (except petroleum) machinery and equipment -----	24	71 947	7 421	315	24	71 947	7 421	315	-	-
5083	Farm and garden machinery and equipment -----	262	(D)	(D)	GG	255	490 680	43 090	2 323	7	(D)
5084	Industrial machinery and equipment -----	54	95 845	7 747	412	50	67 388	6 939	392	4	28 457
5085	Industrial supplies -----	30	(D)	(D)	CC	28	(D)	(D)	CC	2	(D)
5087	Service establishment equipment and supplies -----	22	(D)	(D)	BB	20	(D)	(D)	BB	2	(D)
5088	Transportation equipment and supplies, except motor vehicles -----	14	(D)	(D)	BB	14	(D)	(D)	BB	-	-
509	Miscellaneous durable goods -----	146	(D)	(D)	FF	139	(D)	(D)	FF	7	11 514
5091	Sporting and recreational goods and supplies -----	26	(D)	(D)	CC	23	(D)	(D)	CC	3	(D)
5092	Toys and hobby goods and supplies -----	18	7 520	526	47	17	(D)	(D)	BB	1	(D)
5093	Scrap and waste materials -----	58	(D)	(D)	EE	57	(D)	(D)	EE	1	(D)
5094	Jewelry, watches, precious stones, and precious metals -----	4	(D)	(D)	AA	4	(D)	(D)	AA	-	-
5099	Durable goods, n.e.c. -----	40	24 573	2 814	212	38	(D)	(D)	CC	2	(D)
<b>51</b>	<b>Nondurable goods -----</b>	<b>1 579</b>	<b>6 305 439</b>	<b>273 409</b>	<b>14 805</b>	<b>1 418</b>	<b>5 064 300</b>	<b>240 381</b>	<b>12 649</b>	<b>161</b>	<b>1 241 139</b>
511	Paper and paper products -----	57	65 455	6 425	401	51	25 952	4 515	355	6	39 503
5111	Printing and writing paper -----	2	(D)	(D)	BB	2	(D)	(D)	BB	-	-
5112	Stationery and office supplies -----	50	(D)	(D)	EE	45	21 774	3 754	320	5	(D)
5113	Industrial and personal service paper -----	5	(D)	(D)	AA	4	(D)	(D)	AA	1	(D)
512	Drugs, drug proprietaries, and druggists' sundries -----	24	84 914	11 154	442	24	84 914	11 154	442	-	-
5122	Drugs, drug proprietaries, and druggists' sundries -----	24	84 914	11 154	442	24	84 914	11 154	442	-	-
513	Apparel, piece goods, and notions -----	17	(D)	(D)	EE	12	(D)	(D)	CC	5	(D)
5131	Piece goods, notions, and other dry goods -----	4	7 545	896	43	4	7 545	896	43	-	-
5136	Men's and boys' clothing and furnishings -----	7	33 502	2 401	219	3	3 268	425	35	4	30 234
5137	Women's, children's, and infants' clothing and accessories -----	2	(D)	(D)	AA	1	(D)	(D)	AA	1	(D)
5139	Footwear -----	4	(D)	(D)	BB	4	(D)	(D)	BB	-	-
514	Groceries and related products -----	177	1 439 422	74 144	2 909	130	(D)	(D)	GG	47	(D)
5141	Groceries, general line -----	18	493 864	18 622	726	18	493 864	18 622	726	-	-
5142	Packaged frozen foods -----	12	224 983	19 325	531	10	(D)	(D)	FF	2	(D)
5143	Dairy products, except dried or canned -----	17	181 933	8 335	408	7	(D)	(D)	CC	10	(D)
5144	Poultry and poultry products -----	12	219 541	2 914	87	10	(D)	(D)	BB	2	(D)
5145	Confectionery -----	16	(D)	(D)	BB	15	13 029	1 040	67	1	(D)

**Table 8. Summary Statistics for the Area Outside Metropolitan Areas: 1992 —Con.**

[For meaning of abbreviations and symbols, see introductory text. For explanation of terms and comparability of 1987 and 1992 censuses, see appendix A. For definitions of CMSA's, MSA's, and PMSA's, see appendix D]

SIC code	Kind of business	Estab-lish-ments (number)	Sales (\$1,000)	Annual payroll (\$1,000)	Paid employees for pay period including March 12 (number)	Merchant wholesalers				Other operating types	
						Estab-lish-ments (number)	Sales (\$1,000)	Annual payroll (\$1,000)	Paid employees for pay period including March 12 (number)	Estab-lish-ments (number)	Sales (\$1,000)
<b>Wholesale trade —Con.</b>											
<b>51</b>	<b>Nondurable goods —Con.</b>										
514	Groceries and related products —Con.										
5146	Fish and seafoods .....	2	(D)	(D)	AA	2	(D)	(D)	AA	—	—
5147	Meats and meat products .....	18	30 442	1 617	97	17	(D)	(D)	BB	1	(D)
5148	Fresh fruits and vegetables .....	13	32 841	2 584	118	13	32 841	2 584	118	—	—
5149	Groceries and related products, n.e.c. ....	69	241 831	19 666	871	38	119 478	7 345	360	31	122 353
515	Farm-product raw materials .....	333	(D)	(D)	HH	269	1 422 052	38 320	2 191	64	(D)
5153	Grain and field beans .....	205	(D)	(D)	GG	201	1 067 390	31 834	1 654	4	(D)
5154	Livestock .....	107	915 911	8 959	1 278	49	324 076	3 616	345	58	591 835
5159	Farm-product raw materials, n.e.c. ....	21	(D)	(D)	CC	19	30 586	2 870	192	2	(D)
516	Chemicals and allied products .....	39	77 017	3 824	201	34	29 974	3 122	173	5	47 043
5162	Plastics materials and basic forms and shapes ...	4	(D)	(D)	BB	2	(D)	(D)	AA	2	(D)
5169	Chemicals and allied products, n.e.c. ....	35	(D)	(D)	CC	32	(D)	(D)	CC	3	(D)
517	Petroleum and petroleum products .....	319	1 118 860	34 794	2 166	311	(D)	(D)	GG	8	(D)
5171	Petroleum bulk stations and terminals .....	269	(D)	(D)	GG	263	802 398	28 591	1 802	6	(D)
5172	Petroleum and petroleum products wholesalers, except bulk stations and terminals .....	50	(D)	(D)	EE	48	(D)	(D)	EE	2	(D)
518	Beer, wine, and distilled alcoholic beverages .....	43	(D)	(D)	FF	41	(D)	(D)	FF	2	(D)
5181	Beer and ale .....	41	151 093	14 522	551	39	(D)	(D)	FF	2	(D)
5182	Wine and distilled alcoholic beverages .....	2	(D)	(D)	AA	2	(D)	(D)	AA	—	—
519	Miscellaneous nondurable goods .....	570	1 278 009	79 247	4 663	546	(D)	(D)	HH	24	(D)
5191	Farm supplies .....	489	889 829	53 600	3 178	468	(D)	(D)	HH	21	(D)
5192	Books, periodicals, and newspapers .....	15	(D)	(D)	GG	15	(D)	(D)	GG	—	—
5193	Flowers, nursery stock, and florists' supplies .....	12	7 341	1 103	102	12	7 341	1 103	102	—	—
5194	Tobacco and tobacco products .....	4	22 458	816	54	4	22 458	816	54	—	—
5198	Paints, varnishes, and supplies .....	3	(D)	(D)	AA	3	(D)	(D)	AA	—	—
5199	Nondurable goods, n.e.c. ....	47	51 189	4 575	284	44	50 716	4 529	281	3	473

**Table 9. Places With 2,500 Inhabitants or More Ranked by Volume of Sales: 1992**

[For meaning of abbreviations and symbols, see introductory text. For explanation of terms and comparability of 1987 and 1992 censuses, see appendix A. For information on geographic areas followed by ▲, see appendix F]

Geographic area	Rank <sup>1</sup>	Sales (\$1,000)	Cumulative		Geographic area	Rank <sup>1</sup>	Sales (\$1,000)	Cumulative	
			Sales (\$1,000)	Percent of State total				Sales (\$1,000)	Percent of State total
<b>Missouri</b> .....	<b>(X)</b>	<b>68 415 829</b>	<b>68 415 829</b>	<b>100.0</b>	<b>Missouri—Con.</b>				
Kansas City ▲ .....	1	10 537 304	10 537 304	15.4	St. Charles .....	31	206 730	46 694 654	68.3
St. Louis (IC) .....	2	8 924 134	19 461 438	28.4	O'Fallon .....	32	199 285	46 893 939	68.5
Springfield .....	3	3 996 746	23 458 184	34.3	Clinton .....	33	193 752	47 087 691	68.8
Chesterfield ▲ .....	4	2 670 266	26 128 450	38.2	Ballwin .....	34	187 073	47 274 764	69.1
Maryland Heights .....	5	2 621 713	28 750 163	42.0	Moberly .....	35	180 841	47 455 605	69.4
Creve Coeur .....	6	2 363 457	31 113 620	45.5	Berkeley .....	36	175 046	47 630 651	69.6
North Kansas City .....	7	2 109 652	33 223 272	48.6	Carthage .....	37	164 098	47 794 749	69.9
Clayton .....	8	1 665 689	34 888 961	51.0	Florissant .....	38	155 649	47 950 398	70.1
Hazelwood .....	9	1 337 779	36 226 740	53.0	Des Peres .....	39	146 995	48 097 393	70.3
Lee's Summit ▲ .....	10	900 097	37 126 837	54.3	Crestwood .....	40	139 162	48 236 555	70.5
Bridgeton .....	11	877 341	38 004 178	55.5	Sedalia .....	41	135 817	48 372 372	70.7
Brentwood .....	12	747 963	38 752 141	56.6	Wellston .....	42	133 748	48 506 120	70.9
Joplin ▲ .....	13	687 947	39 440 088	57.6	West Plains .....	43	128 620	48 634 740	71.1
St. Joseph .....	14	682 796	40 122 884	58.6	Marshall .....	44	127 689	48 762 429	71.3
Fenton .....	15	623 704	40 746 588	59.6	University City .....	45	120 062	48 882 491	71.4
Overland .....	16	582 793	41 329 381	60.4	Ladue .....	46	118 817	49 001 308	71.6
Jefferson City ▲ .....	17	582 092	41 911 473	61.3	Blue Springs .....	47	114 699	49 116 007	71.8
Sikeston ▲ .....	18	550 284	42 461 757	62.1	Mexico .....	48	113 942	49 229 949	72.0
Cape Girardeau ▲ .....	19	490 609	42 952 366	62.8	Pagedale .....	49	97 359	49 327 308	72.1
Columbia .....	20	490 307	43 442 673	63.5	Rock Hill .....	50	97 184	49 424 492	72.2
Olivette .....	21	477 865	43 920 538	64.2	Ellisville .....	51	93 019	49 517 511	72.4
St. Peters .....	22	383 337	44 303 875	64.8	St. Ann .....	52	92 783	49 610 294	72.5
Grandview .....	23	381 992	44 685 867	65.3	Kirksville .....	53	89 340	49 699 634	72.6
Sunset Hills .....	24	352 884	45 038 751	65.8	Chillicothe .....	54	85 770	49 785 044	72.8
Independence ▲ .....	25	323 500	45 362 251	66.3	Arnold .....	55	82 191	49 867 595	72.9
Kirkwood .....	26	243 087	45 605 338	66.7	Rolla .....	56	78 293	49 945 888	73.0
Maplewood .....	27	236 483	45 841 821	67.0	Louisiana .....	57	78 282	50 024 170	73.1
Riverside .....	28	225 534	46 067 355	67.3	Jackson .....	58	73 936	50 098 106	73.2
Raytown .....	29	210 930	46 278 285	67.6	New Madrid .....	59	73 066	50 171 172	73.3
Manchester .....	30	209 639	46 487 924	67.9	Lebanon .....	60	71 767	50 242 939	73.4

See footnotes at end of table.

**MO-48 MISSOURI**

**WHOLESALE TRADE—GEOGRAPHIC AREA SERIES**



**Table 9. Places With 2,500 Inhabitants or More Ranked by Volume of Sales: 1992 —Con.**

[For meaning of abbreviations and symbols, see introductory text. For explanation of terms and comparability of 1987 and 1992 censuses, see appendix A. For information on geographic areas followed by ▲, see appendix F]

Geographic area	Rank <sup>1</sup>	Sales (\$1,000)	Cumulative		Geographic area	Rank <sup>1</sup>	Sales (\$1,000)	Cumulative	
			Sales (\$1,000)	Percent of State total				Sales (\$1,000)	Percent of State total
<b>Missouri—Con.</b>					<b>Missouri—Con.</b>				
Caruthersville .....	61	71 750	50 314 689	73.5	Mountain Grove ▲.....	121	10 683	52 248 608	76.4
Monett ▲.....	62	71 196	50 385 885	73.6	Webb City .....	122	10 605	52 259 213	76.4
Kennett .....	63	70 020	50 455 905	73.7	Breckenridge Hills .....	123	10 076	52 269 289	76.4
Bolivar .....	64	66 400	50 522 305	73.8	Fayette .....	124	9 868	52 279 157	76.4
Richmond Heights .....	65	63 180	50 585 485	73.9	Jennings .....	125	9 860	52 289 017	76.4
California .....	66	60 662	50 646 147	74.0	Waynesville.....	126	9 622	52 298 639	76.4
Washington.....	67	57 949	50 704 096	74.1	Ava .....	127	9 597	52 308 236	76.5
Trenton .....	68	56 363	50 760 459	74.2	Buckner .....	128	9 175	52 317 411	76.5
Webster Groves .....	69	54 563	50 815 022	74.3	Camdenton .....	129	8 623	52 326 034	76.5
Dexter .....	70	51 051	50 866 073	74.3	Raymore .....	130	8 378	52 334 412	76.5
Hayti.....	71	50 827	50 916 900	74.4	Eureka .....	131	8 061	52 342 473	76.5
Branson .....	72	50 450	50 967 350	74.5	Palmyra .....	132	7 476	52 349 949	76.5
Hannibal ▲.....	73	48 940	51 016 290	74.6	Crystal City .....	133	7 462	52 357 411	76.5
Fulton .....	74	45 495	51 061 785	74.6	Warrenton .....	134	7 407	52 364 818	76.5
Lake St. Louis .....	75	44 876	51 106 661	74.7	Glendale .....	135	6 933	52 371 751	76.5
Brookfield .....	76	43 863	51 150 524	74.8	Canton .....	136	6 526	52 378 277	76.6
Woodson Terrace .....	77	43 846	51 194 370	74.8	St. Clair .....	137	6 308	52 384 585	76.6
Nevada .....	78	43 755	51 238 125	74.9	Windsor ▲.....	138	6 288	52 390 873	76.6
Ferguson .....	79	42 721	51 280 846	75.0	Republic .....	139	6 247	52 397 120	76.6
Wentzville .....	80	42 114	51 322 960	75.0	Bonne Terre .....	140	5 897	52 403 017	76.6
De Soto .....	81	40 282	51 363 242	75.1	Fredericktown .....	141	5 333	52 408 350	76.6
Liberty .....	82	37 263	51 400 505	75.1	Frontenac .....	142	4 638	52 412 988	76.6
Bethany .....	83	37 107	51 437 612	75.2	East Prairie .....	143	4 312	52 417 300	76.6
Bowling Green .....	84	35 766	51 473 378	75.2	Marceline ▲.....	144	2 251	52 419 551	76.6
Warrensburg.....	85	34 132	51 507 510	75.3	St. John .....	145	1 468	52 421 019	76.6
Harrisonville .....	86	34 032	51 541 542	75.3	Oak Grove ▲.....	146	1 272	52 422 291	76.6
Malden .....	87	33 816	51 575 358	75.4	Bel-Ridge .....	147	1 179	52 423 470	76.6
Union .....	88	29 659	51 605 017	75.4	Chaffee .....	148	1 132	52 424 602	76.6
Higginsville .....	89	28 414	51 633 431	75.5	Cottleville .....	(X)	—	52 424 602	76.6
Neosho .....	90	28 067	51 661 498	75.5	Pleasant Valley .....	(X)	—	52 424 602	76.6
Aurora .....	91	28 013	51 689 511	75.6	Kinloch .....	(X)	—	52 424 602	76.6
Shrewsbury .....	92	27 592	51 717 103	75.6	Moline Acres .....	(X)	—	52 424 602	76.6
Portageville ▲.....	93	27 500	51 744 603	75.6	Smithville .....	(X)	—	52 424 602	76.6
Boonville .....	94	27 393	51 771 996	75.7	Hollister .....	(X)	—	52 424 602	76.6
Maryville .....	95	26 566	51 798 562	75.7	Bellefontaine Neighbors .....	(X)	(D)	(X)	(X)
Richmond .....	96	26 140	51 824 702	75.7	Black Jack .....	(X)	(D)	(X)	(X)
Farmington .....	97	26 126	51 850 828	75.8	Butler .....	(X)	(D)	(X)	(X)
Eldon .....	98	24 342	51 875 170	75.8	Carl Junction .....	(X)	(D)	(X)	(X)
Town and Country .....	99	22 559	51 897 729	75.9	Carrollton .....	(X)	(D)	(X)	(X)
Pacific ▲.....	100	22 206	51 919 935	75.9	Clarkson Valley .....	(X)	(D)	(X)	(X)
Belton .....	101	21 863	51 941 798	75.9	Dellwood .....	(X)	(D)	(X)	(X)
Charleston .....	102	21 699	51 963 497	76.0	Desloge .....	(X)	(D)	(X)	(X)
Festus .....	103	21 696	51 985 193	76.0	Excelsior Springs ▲.....	(X)	(D)	(X)	(X)
Lamar .....	104	20 324	52 005 517	76.0	Gladstone .....	(X)	(D)	(X)	(X)
Marshfield .....	105	19 677	52 025 194	76.0	Hermann .....	(X)	(D)	(X)	(X)
Troy .....	106	18 563	52 043 757	76.0	Macon .....	(X)	(D)	(X)	(X)
Cameron ▲.....	107	18 061	52 061 818	76.1	Mount Vernon .....	(X)	(D)	(X)	(X)
Potosi .....	108	17 794	52 079 612	76.1	Normandy .....	(X)	(D)	(X)	(X)
Monroe City ▲.....	109	17 310	52 096 922	76.1	Northwoods .....	(X)	(D)	(X)	(X)
Cuba .....	110	14 789	52 111 711	76.2	Osage Beach ▲.....	(X)	(D)	(X)	(X)
Flat River .....	111	14 760	52 126 471	76.2	Perryville .....	(X)	(D)	(X)	(X)
Odessa .....	112	14 548	52 141 019	76.2	Pevely .....	(X)	(D)	(X)	(X)
El Dorado Springs .....	113	12 862	52 153 881	76.2	Pine Lawn .....	(X)	(D)	(X)	(X)
Vandalia ▲.....	114	12 540	52 166 421	76.2	Platte City .....	(X)	(D)	(X)	(X)
Ozark .....	115	12 299	52 178 720	76.3	Pleasant Hill .....	(X)	(D)	(X)	(X)
Sullivan ▲.....	116	12 138	52 190 858	76.3	Poplar Bluff .....	(X)	(D)	(X)	(X)
Centralia ▲.....	117	12 005	52 202 863	76.3	Riverview .....	(X)	(D)	(X)	(X)
Nixa .....	118	11 822	52 214 685	76.3	Ste. Genevieve .....	(X)	(D)	(X)	(X)
Lexington .....	119	11 804	52 226 489	76.3	St. James .....	(X)	(D)	(X)	(X)
Valley Park .....	120	11 436	52 237 925	76.4	Salem .....	(X)	(D)	(X)	(X)
					Savannah .....	(X)	(D)	(X)	(X)
					Scott City .....	(X)	(D)	(X)	(X)
					Sugar Creek ▲.....	(X)	(D)	(X)	(X)

<sup>1</sup>Places with suppressed sales (if applicable) are listed at end of table rather than by rank to avoid disclosing data for individual companies.

**Table 10. Counties Ranked by Volume of Sales: 1992**

[For meaning of abbreviations and symbols, see introductory text. For explanation of terms and comparability of 1987 and 1992 censuses, see appendix A. For information on geographic areas followed by ▲, see appendix F]

Geographic area	Rank <sup>1</sup>	Sales (\$1,000)	Cumulative		Geographic area	Rank <sup>1</sup>	Sales (\$1,000)	Cumulative	
			Sales (\$1,000)	Percent of State total				Sales (\$1,000)	Percent of State total
<b>Missouri -----</b>	<b>(X)</b>	<b>68 415 829</b>	<b>68 415 829</b>	<b>100.0</b>	<b>Missouri—Con.</b>				
St. Louis -----	1	24 740 628	24 740 628	36.2	Texas -----	56	68 834	66 453 253	97.1
Jackson -----	2	10 938 345	35 678 973	52.2	Dade -----	57	65 595	66 518 848	97.2
St. Louis (IC) -----	3	8 924 134	44 603 107	65.2	Linn -----	58	63 824	66 582 672	97.3
Clay -----	4	5 104 676	49 707 783	72.7	Webster -----	59	61 775	66 644 447	97.4
Greene -----	5	4 085 624	53 793 407	78.6	Grundy -----	60	61 585	66 706 032	97.5
Platte -----	6	1 291 964	55 085 371	80.5	Vernon -----	61	61 182	66 767 214	97.6
St. Charles -----	7	1 074 002	56 159 373	82.1	Cooper -----	62	60 001	66 827 215	97.7
Jasper -----	8	1 006 565	57 165 938	83.6	Harrison -----	63	59 739	66 886 954	97.8
Scott -----	9	754 233	57 920 171	84.7	Ray -----	64	59 447	66 946 401	97.9
Buchanan -----	10	736 875	58 657 046	85.7	Montgomery -----	65	56 580	67 002 981	97.9
Cape Girardeau -----	11	655 296	59 312 342	86.7	Clark -----	66	56 192	67 059 173	98.0
Cole -----	12	591 307	59 903 649	87.6	Wright -----	67	54 315	67 113 488	98.1
Boone -----	13	546 166	60 449 815	88.4	Barton -----	68	53 835	67 167 323	98.2
Jefferson -----	14	395 759	60 845 574	88.9	Dallas -----	69	49 652	67 216 975	98.2
Howell -----	15	294 868	61 140 442	89.4	Miller -----	70	48 140	67 265 115	98.3
Dent -----	16	224 470	61 364 912	89.7	Gasconade -----	71	47 293	67 312 408	98.4
Henry -----	17	212 900	61 577 812	90.0	Andrew -----	72	46 870	67 359 278	98.5
Nodaway -----	18	211 989	61 789 801	90.3	Bates -----	73	45 621	67 404 899	98.5
Randolph -----	19	198 219	61 988 020	90.6	Crawford ▲ -----	74	44 189	67 449 088	98.6
Pettis -----	20	185 134	62 173 154	90.9	Monroe -----	75	43 962	67 493 050	98.7
Audrain -----	21	184 957	62 358 111	91.1	Lewis -----	76	43 212	67 536 262	98.7
Saline -----	22	179 388	62 537 499	91.4	Perry -----	77	40 674	67 576 936	98.8
Franklin -----	23	176 317	62 713 816	91.7	Shelby -----	78	40 249	67 617 185	98.8
New Madrid -----	24	176 312	62 890 128	91.9	Gentry -----	79	39 379	67 656 564	98.9
Butler -----	25	161 667	63 051 795	92.2	Osage -----	80	38 283	67 694 847	98.9
Dunklin -----	26	157 937	63 209 732	92.4	Ste. Genevieve -----	81	36 987	67 731 834	99.0
Lawrence -----	27	157 281	63 367 013	92.6	Daviess -----	82	35 252	67 767 086	99.1
St. Francois -----	28	153 003	63 520 016	92.8	Oregon -----	83	35 122	67 802 208	99.1
Pemiscot -----	29	150 591	63 670 607	93.1	Clinton -----	84	34 409	67 836 617	99.2
Newton -----	30	144 643	63 815 250	93.3	Morgan -----	85	34 080	67 870 697	99.2
Pike -----	31	140 829	63 956 079	93.5	Pulaski -----	86	33 581	67 904 278	99.3
Atchison -----	32	137 047	64 093 126	93.7	McDonald -----	87	33 406	67 937 684	99.3
Lafayette -----	33	136 318	64 229 444	93.9	Howard -----	88	32 799	67 970 483	99.3
Barry -----	34	132 130	64 361 574	94.1	Warren -----	89	32 606	68 003 089	99.4
Christian -----	35	125 508	64 487 082	94.3	Benton -----	90	30 585	68 033 674	99.4
Stoddard -----	36	125 159	64 612 241	94.4	Bollinger -----	91	30 359	68 064 033	99.5
Mississippi -----	37	118 117	64 730 358	94.6	Holt -----	92	27 187	68 091 220	99.5
Livingston -----	38	116 449	64 846 807	94.8	Caldwell -----	93	23 969	68 115 189	99.6
Camden -----	39	111 044	64 957 851	94.9	Cedar -----	94	23 597	68 138 786	99.6
Polk -----	40	106 750	65 064 601	95.1	Putnam -----	95	22 931	68 161 717	99.6
Callaway -----	41	106 324	65 170 925	95.3	Madison -----	96	22 776	68 184 493	99.7
Cass -----	42	102 409	65 273 334	95.4	Washington -----	97	22 372	68 206 865	99.7
Phelps -----	43	100 368	65 373 702	95.6	Reynolds -----	98	20 856	68 227 721	99.7
Marion -----	44	100 368	65 474 070	95.7	Stone -----	99	20 727	68 248 448	99.8
Chariton -----	45	99 780	65 573 850	95.8	Ripley -----	100	20 167	68 268 615	99.8
Maries -----	46	96 844	65 670 694	96.0	DeKalb -----	101	19 245	68 287 860	99.8
Monteau -----	47	92 873	65 763 567	96.1	Scotland -----	102	18 543	68 306 403	99.8
Adair -----	48	90 241	65 853 808	96.3	Douglas -----	103	15 377	68 321 780	99.9
Laclede -----	49	86 334	65 940 142	96.4	Sullivan -----	104	14 937	68 336 717	99.9
Johnson -----	50	83 669	66 023 811	96.5	Knox -----	105	12 496	68 349 213	99.9
Taney -----	51	74 873	66 098 684	96.6	Wayne -----	106	10 693	68 359 906	99.9
Macon -----	52	72 999	66 171 683	96.7	Mercer -----	107	10 129	68 370 035	99.9
Carroll -----	53	72 617	66 244 300	96.8	St. Clair -----	108	9 970	68 380 005	99.9
Ralls -----	54	71 247	66 315 547	96.9	Worth -----	109	7 414	68 387 419	100.0
Lincoln -----	55	68 872	66 384 419	97.0	Ozark -----	110	6 516	68 393 935	100.0
					Iron -----	111	5 990	68 399 925	100.0
					Shannon -----	112	5 818	68 405 743	100.0
					Schuyler -----	113	4 636	68 410 379	100.0
					Hickory -----	114	3 083	68 413 462	100.0
					Carter -----	115	2 367	68 415 829	100.0

<sup>1</sup>Counties with suppressed sales (if applicable) are listed at end of table rather than by rank to avoid disclosing data for individual companies.

# Appendix A.

## General Explanation

### CENSUS COVERAGE AND METHODOLOGY

**Structure and method of enumeration.** All wholesale firms that had at least one quarter of payroll in 1992 were included in the census of wholesale trade and were mailed either a regular census form or a short form designed to collect basic data and classification information only. The coverage and the method of obtaining census information from each follow:

1. Large companies, i.e., all multiunit firms and all single unit firms above the payroll size cutoff established to separate large from small employers, and a 10-percent sample of the small employers were mailed the appropriate 1992 Census of Distributive Trades establishment report forms. Although the payroll cutoff varied by kind of business, small employers generally included firms with one to three employees and represented about 10 percent of total wholesale sales. For the large companies, a report of company organization is conducted periodically to identify firms which operated establishments at more than one location and to obtain information on payroll and mid-March employment at each location. The 1991 Report of Company Organization was used as a coverage check in the census. In the 1992 Census, all multiestablishment firms were asked to notify the Census Bureau of any establishments for which a form was not received. Report forms were subsequently provided to the firms for these establishments.
2. Small companies other than those included in the 10-percent sample described above were mailed the short forms, which did not include questions on sales by commodity lines and employment by principal activity.

**Method of classifying kinds of business.** Establishments receiving the regular census forms were classified on the basis of their answers to questions on sales by commodity lines and other inquiries. Those that received short forms were classified on the basis of their self-designation and answers to other inquiries.

### COMPARABILITY OF THE 1987 AND 1992 CENSUSES

The 1987 and 1992 censuses were conducted under similar conditions and procedures except for the following:

**Classifications.** In both 1992 and 1987, classifications are based on the *1987 Standard Industrial Classification (SIC) Manual*.<sup>1</sup> As a result of a later clarification in 1992, the sale of industrial controls has been classified in electrical apparatus and equipment, wiring supplies, and construction materials (SIC 5063) as it was in 1982 and all previous censuses. In 1987, the sale of industrial controls was classified in industrial machinery and equipment (SIC 5084).

**Geographic areas.** The boundaries of a number of areas for which data are shown in the 1992 census are not the same as in the 1987 census because of annexations; other boundary changes; and redefinitions of metropolitan statistical areas (MSA's), primary metropolitan statistical areas (PMSA's), and consolidated metropolitan statistical areas (CMSA's).<sup>2</sup> In addition, data for consolidated cities are included in the 1992 census.

Data for special economic urban areas (SEUA's) with 10,000 inhabitants or more in Michigan, Minnesota, New York, and Wisconsin qualified for publication in the 1992 census. This included townships in Michigan and Minnesota and towns in New York and Wisconsin. However, Minnesota did not have any townships that met the publication criteria.

### EXPLANATION OF TERMS

**Establishments.** An establishment is a single physical location at which business is conducted. It is not necessarily identical with a company or enterprise, which may consist of one establishment or more. Census of wholesale trade figures represent a summary of reports for individual establishments rather than companies. For cases where a census report was received, separate information was obtained for each location where business was conducted. When administrative records of other Federal agencies were used instead of a census report, no information was available on the number of locations operated. Estimates of this number were derived from a sample and are provided in the wholesale trade report, *Miscellaneous*

<sup>1</sup>*Standard Industrial Classification Manual: 1987.* For sale by Superintendent of Documents, U.S. Government Printing Office, Washington, DC 20402. Stock No. 041-001-00314-2.

<sup>2</sup>Newly defined metropolitan areas (MA's) were announced by the Office of Management and Budget (OMB) effective June 30, 1993.

**Subjects (WC92-S-4).** Each wholesale establishment was tabulated according to the physical location at which the business was conducted. The count of establishments represents the number in business at any time during 1992. Appendix G provides a comparison of the number of establishments active any time during the year versus the number in business at the end of the year.

When two activities or more were carried on at a single location under a single ownership, all activities generally were grouped together as a single establishment. The entire establishment was classified on the basis of its major activity and all data for it were included in that classification. However, when distinct and separate economic activities (for which different industry classification codes were appropriate) were conducted at a single location under a single ownership, and when conditions prescribed by the SIC manual for recognizing the existence of more than one establishment were met, separate establishment reports for each of the different activities were obtained in the census.

**Firms.** A firm is a business organization or entity consisting of one domestic establishment (location) or more under common ownership or control. All establishments of subsidiary firms are included as part of the owning or controlling firm. For the economic census, the terms "firm" and "company" are synonymous.

**Sales.** Sales include merchandise sold for cash or credit at wholesale and retail by establishments primarily engaged in wholesale trade; receipts from rental or leasing of vehicles, equipment, instruments, tools, etc.; receipts for delivery, installation, maintenance, repair, alteration, storage, and other services; and gasoline, liquor, tobacco, and other excise taxes which are paid by the manufacturer and passed on to the wholesaler.

Sales are net after deductions for refunds and allowances for merchandise returned by customers. Trade-in allowances are not deducted from total sales. Total sales do not include carrying or other credit charges; sales (or other) taxes collected from customers and forwarded to taxing authorities; and nonoperating income from such sources as investments, rental or sale of real estate, etc.

Sales in this report do not include wholesale sales made by manufacturers, retailers, service establishments, or other businesses whose primary activity is other than wholesale trade. They do include receipts other than from the sale of merchandise at wholesale, e.g., service receipts, retail sales, etc., by establishments primarily engaged in wholesale trade.

Sales figures include sales of all establishments in business at any time during the year. Sales shown for agents and brokers represented the value of the goods involved in the transactions rather than the commissions received or earnings.

**Annual payroll.** Payroll includes all forms of compensation such as salaries, wages, commissions, bonuses, vacation allowances, sick-leave pay, employee contributions to

qualified pension plans, and the value of payments in kind (e.g., free meals and lodgings) paid during the year to all employees. For corporations, payroll includes amounts paid to officers and executives; for unincorporated businesses, it does not include profit or other compensation of proprietors or partners. Payroll is reported before deductions for social security, income tax, insurance, union dues, etc. This definition of payroll is the same as that used on Internal Revenue Service (IRS) form 941.

**First quarter payroll.** This item consists of payroll, as defined above, paid to persons employed at any time during the quarter January to March 1992.

**Paid employees for pay period including March 12.** Paid employees consist of the full- and part-time employees, including salaried officers and executives of corporations, who were on the payroll during the pay period including March 12. Included are employees on paid sick leave, paid holidays, and paid vacations; not included are proprietors and partners of unincorporated businesses. The definition of paid employees is the same as that used on IRS form 941.

**1992 and 1991 inventories.** Inventories consist of stocks of merchandise for sale at the end of 1992 and 1991. They were reported on an ownership basis; all merchandise owned by reporting establishments is included, even though some may be held by others for sale on consignment. Goods held by the reporting establishment, but owned by others, are not included. Data for 1992 and 1991 inventories LIFO composition are published in the 1992 Census of Wholesale Trade report, *Miscellaneous Subjects (WC92-S-4)*.

**Operating expenses.** Operating expenses include payroll as well as overhead expenses of the establishment. They do not include the cost of goods sold; income or excise taxes; or withdrawals by proprietors or partners of unincorporated businesses.

**Auxiliary establishments.** Each company included in this census was asked to identify and separately report auxiliary locations whose primary functions were to manage, administer, service, or support the activities of the other establishments of the company. Data presented in this report do not include auxiliary establishments. Data for auxiliaries are presented in a subsequent report issued as part of the 1992 Enterprise Statistics reports.

## KIND-OF-BUSINESS CLASSIFICATIONS

Wholesale trade, major groups 50 and 51 in the 1987 SIC manual, includes establishments primarily engaged in selling merchandise to retailers; to industrial, commercial, institutional, farm, or professional business users; or to other wholesalers; or acting as agents or brokers in buying merchandise for or selling merchandise to such persons or companies.

The principal types of establishments included are:

1. Merchant wholesalers who take title to the goods they sell, such as wholesale merchants or jobbers, industrial distributors, voluntary group wholesalers, drop shippers, retailer cooperative warehouses, terminal elevators, and cooperative buying associations.
2. Manufacturers' sales branches and offices (but not retail stores) maintained by manufacturing or mining enterprises apart from their plants or mines for the purpose of marketing their products. Sales branches and offices located at plants are included when separate records are available.
3. Agents, brokers, and commission merchants who buy or sell products owned by others on a commission or agency basis.

Establishments primarily engaged in the wholesale distribution of used products are classified on the basis of the product sold. Establishments primarily engaged in selling merchandise to contractors are included in wholesale trade, with the exception of lumber yards and paint, glass, and wallpaper stores. These exceptions are classified in retail trade if they consider themselves retail, sell to the general public, and their sales to contractors and the general public is more than half their total sales.

Establishments covered by the census were assigned kind-of-business classifications according to the industry classifications defined in the 1987 SIC manual. When a more detailed classification than defined in the SIC manual was needed, additional kinds-of-business were identified within an SIC industry.

Kind-of-business classifications are not interchangeable with commodity classifications, because most businesses sell several kinds of commodities. The kind-of-business code assigned generally reflects either the individual commodity or the commodity group which is the primary source of the establishment's receipts, or some mixture of commodities which characterizes the establishment's business. Thus, the classification of establishments by kind of business does not make it possible to determine either the number of establishments handling a particular commodity or the sales of that commodity. For example, the groceries and related products classification excludes establishments selling food if the sale of food is not the primary source of receipts; moreover, even though establishments are classified as groceries and related products, some of their receipts may be derived from the sale of nonfood products. Information on the extent to which commodities are handled by different kinds of business is available in the 1992 Census of Wholesale Trade report, *Commodity Line Sales* (WC92-S-3). Descriptions of the 1992 Census of Wholesale Trade kind-of-business classifications follow:

### **Durable Goods (SIC Major Group 50)**

This major group includes establishments primarily engaged in the wholesale distribution of durable goods.

### **Motor vehicles and motor vehicle parts and supplies (SIC 501)**

**Automobiles and other motor vehicles (SIC 5012).** Establishments primarily engaged in the wholesale distribution of new and used passenger automobiles, trucks, trailers, and other motor vehicles, including motorcycles, motor homes, and snowmobiles. Automobile distributors primarily engaged in selling at retail to individual customers for personal use, and also selling a limited amount of new and used passenger automobiles and trucks at wholesale, are classified in Retail Trade, Industry 5511.

SIC 5012 is subdivided in some tables into—

1. Automobile, light trucks, motorcycles, busses and recreational vehicles.
  - a. Automobiles and motorcycles.
  - b. Buses and recreational vehicles.
  - c. Light trucks and vans (14,000 lb or less).
2. Medium and heavy trucks and tractors (over 14,000 lb).
  - a. Medium trucks (14,001 to 26,000 lb).
  - b. Heavy trucks and tractors (over 26,000 lb).

**Motor vehicle supplies and new parts (SIC 5013).** Establishments primarily engaged in the wholesale distribution of motor vehicle supplies, accessories, tools, and equipment; and new motor vehicle parts.

SIC 5013 is subdivided in some tables into—

1. Motor vehicle supplies and new parts—warehouse distributors.
2. Motor vehicle supplies and new parts—jobbers.
3. Petroleum products marketing equipment.

**Tires and tubes (SIC 5014).** Establishments primarily engaged in the wholesale distribution of tires and tubes for passenger and commercial vehicles.

**Motor vehicle parts, used (SIC 5015).** Establishments primarily engaged in the wholesale distribution at wholesale or retail of used motor vehicle parts. This industry includes establishments primarily engaged in dismantling motor vehicles for the purpose of selling parts. Establishments primarily engaged in dismantling motor vehicles for scrap are classified in Industry 5093.

### **Furniture and homefurnishings (SIC 502)**

**Furniture (SIC 5021).** Establishments primarily engaged in the wholesale distribution of furniture, including bedsprings, mattresses, and other household furniture; office furniture;

and furniture for public parks and buildings. Establishments primarily engaged in the wholesale distribution of partitions, shelving, lockers, and store fixtures are classified in Industry 5046.

SIC 5021 is subdivided in some tables into—

1. Household and lawn furniture.
2. Office and business furniture.

**Homefurnishings (SIC 5023).** Establishments primarily engaged in the wholesale distribution of homefurnishings and housewares, including antiques; china; glassware and earthenware; lamps (including electric), curtains and draperies; linens and towels; and carpets, linoleum, and all other types of hard and soft surface floor coverings. Establishments primarily engaged in the wholesale distribution of other electrical household goods are classified in Industry 5064, and those distributing precious metal flatware are classified in Industry 5094.

SIC 5023 is subdivided in some tables into—

1. Household china, glassware, and crockery.
2. Linens, domestics, draperies, and curtains.
3. Floor coverings.
4. Other homefurnishings.

### **Lumber and other construction materials (SIC 503)**

**Lumber, plywood, millwork and wood panels (SIC 5031).** Establishments, with or without yards, primarily engaged in the wholesale distribution of rough, dressed, and finished lumber (but not timber); plywood; reconstituted wood fiber products; doors and windows and their frames (all materials); wood fencing; and other wood or metal millwork.

SIC 5031 is subdivided in some tables into—

1. Lumber—without yard.
2. Lumber—with yard.
3. Plywood, millwork, and wood panels

**Brick, stone, and related construction materials (SIC 5032).** Establishments primarily engaged in the wholesale distribution of stone, cement, lime construction sand, and gravel; brick (except refractory); asphalt and concrete mixtures; and concrete, stone, and structural clay products (other than refractories). Distributors of industrial sand and of refractory materials are classified in Industry 5085. Establishments primarily engaged in producing ready-mixed concrete are classified in Manufacturing, Industry 3273.

SIC 5032 is subdivided in some tables into—

1. Brick, block, tile, clay/cement sewer pipe.
2. Sand, gravel, and stone.
3. Cement, lime, and related products.

**Roofing, siding, and insulation materials (SIC 5033).** Establishments primarily engaged in the wholesale distribution of roofing, siding (except wood), and insulation materials.

**Construction materials, n.e.c. (SIC 5039).** Establishments primarily engaged in the wholesale distribution of mobile homes and of construction materials, not elsewhere classified, including prefabricated buildings and glass. Establishments selling construction materials to the general public and known as retail in the trade are classified in Retail Trade, Industry 5211. Establishments primarily engaged in marketing heavy structural metal products are classified in Industry 5051.

SIC 5039 is subdivided in some tables into—

1. Flat glass and other construction glass.
2. Other construction materials.

### **Professional and commercial equipment and supplies (SIC 504)**

**Photographic equipment and supplies (SIC 5043).** Establishments primarily engaged in the wholesale distribution of photographic equipment and supplies. Establishments primarily engaged in the wholesale distribution of photocopy, microfilm, and similar equipment are classified in Industry 5044.

**Office equipment (SIC 5044).** Establishments primarily engaged in the wholesale distribution of office machines and related equipment, including photocopy and microfilm equipment, and safes and vaults. These establishments frequently also sell office supplies. However, establishments primarily engaged in wholesaling most office supplies are classified in Industry Group 511. Establishments primarily engaged in wholesaling office furniture are classified in Industry 5021; and those wholesaling computers and peripheral equipment are classified in Industry 5045.

**Computers and computer peripheral equipment and software (SIC 5045).** Establishments primarily engaged in the wholesale distribution of computers, computer peripheral equipment, and computer software. These establishments frequently may sell related supplies, but establishments primarily engaged in wholesaling supplies are classified according to the individual product (for example, computer paper in Industry 5112). Establishments primarily engaged in the wholesale distribution of modems and other electronic communications equipment are classified in Industry 5065. Establishments primarily engaged in selling computers and computer peripheral equipment and software for other than business or professional use are classified in Retail Trade, Industry 5734.

SIC 5045 is subdivided in some tables into—

1. Computers and peripheral equipment (selling primarily to business customers).

- a. Computers and peripheral equipment sold for resale.
  - b. Computers and peripheral equipment sold for end use.
2. Computer software (prepackaged, off-the-shelf).

**Commercial equipment, n.e.c. (SIC 5046).** Establishments primarily engaged in the wholesale distribution of commercial and related machines and equipment, not elsewhere classified, such as commercial cooking and food service equipment; partitions, shelving, lockers, and store fixtures; electrical signs; and balances and scales, except laboratory.

SIC 5046 is subdivided in some tables into—

1. Restaurant and hotel equipment and supplies.
2. Store machines and equipment.

**Medical, dental, and hospital equipment and supplies (SIC 5047).** Establishments primarily engaged in the wholesale distribution of surgical and other medical instruments, apparatus, and equipment; dentist equipment; artificial limbs; operating room and hospital equipment; X-ray machines; and other electromedical equipment and apparatus used by physicians and in hospitals. Also included in this industry are establishments primarily engaged in the wholesale distribution of professional supplies used by medical and dental practitioners.

SIC 5047 is subdivided in some tables into—

1. Medical and hospital equipment.
2. Dental equipment and supplies.

**Ophthalmic Goods (SIC 5048).** Establishments primarily engaged in the wholesale distribution of professional equipment and goods used, prescribed, or sold by ophthalmologists, optometrists, and opticians, including ophthalmic frames, lenses, and sunglass lenses.

**Professional equipment and supplies, n.e.c. (SIC 5049).** Establishments primarily engaged in the wholesale distribution of professional equipment and supplies, not elsewhere classified, such as drafting instruments, laboratory equipment, and scientific instruments.

SIC 5049 is subdivided in some tables into—

1. Religious and school supplies.
2. Other professional equipment and supplies, n.e.c. Establishments primarily engaged in selling specialty lines of professional equipment and supplies not mentioned above, such as veterinarian equipment and supplies, drafting supplies, and scientific equipment.

## **Metals and minerals, except petroleum (SIC 505)**

**Metals service centers and offices (SIC 5051).** Establishments primarily engaged in marketing semifinished metal products, except precious metals. Establishments in

this industry may operate with warehouses (metals service centers) or without warehouses (metals sales offices). Establishments primarily engaged in marketing precious metals are classified in Industry 5092.

SIC 5051 is subdivided in some tables into—

1. Ferrous metals service centers and offices.
  - a. Ferrous metals service centers.
  - b. Ferrous metals sales offices.
2. Nonferrous metals service centers and offices.
  - a. Nonferrous metals service centers.
  - b. Nonferrous metals sales offices.

**Coal and other minerals and ores (SIC 5052).** Establishments primarily engaged in the wholesale distribution of coal and coke; copper, iron, lead, and other metallic ores, including precious metal ores; and crude nonmetallic minerals (including concentrates), except crude petroleum. Establishments primarily engaged in the wholesale distribution of nonmetallic minerals used in construction, such as sand and gravel, are classified in Industry 5032. Establishments primarily engaged in the wholesale distribution of crude petroleum are classified in Industry Group 517.

SIC 5052 is subdivided in some tables into—

1. Coal.
2. Other minerals and ores.

## **Electrical goods (SIC 506)**

This industry group includes establishments primarily engaged in the wholesale distribution of electrical generating, distributing, and wiring equipment. It also includes household appliances, whether electrically, manually, or mechanically powered. This industry group does not include electrical commercial and industrial machines, in which electricity does the work directly, e.g., heating, turning a shaft, or ionizing a substance, or electrically powered commercial and industrial machines which are classified in Industry Group 504 or 508.

**Electrical apparatus and equipment, wiring supplies, and construction materials (SIC 5063).** Establishments primarily engaged in the wholesale distribution of electrical power equipment for the generation, transmission, distribution, or control of electric energy; electrical construction materials for outside power transmission lines and for electrical systems and electric light fixtures and bulbs. Construction contractors primarily engaged in installing electrical systems and equipment from their own stock are classified in Construction, Industry 1731.

**Electrical appliances, television and radio sets (SIC 5064).** Establishments primarily engaged in the wholesale distribution of radio and television receiving sets, other household electronic sound or video equipment, self-contained air-conditioning room units, and household

electrical appliances. Also included are establishments primarily engaged in the wholesale distribution of household gas and electric laundry equipment and refrigerators and freezers.

**Electronic parts and equipment, n.e.c. (SIC 5065).**

Establishments primarily engaged in the wholesale distribution of electronic parts and electronic communications equipment, not elsewhere classified, such as telephone and telegraph equipment; radio and television broadcasting and communications equipment; and intercommunications equipment. Establishments primarily engaged in the wholesale distribution of radio and television receiving sets, phonographs, CD-players, and other household sound or video equipment are classified in Industry 5064.

SIC 5065 is subdivided in some tables into—

1. Communications equipment.
2. Other electronic parts and equipment.

**Hardware, and plumbing and heating equipment and supplies (SIC 507)**

**Hardware (SIC 5072).** Establishments primarily engaged in the wholesale distribution of cutlery and general hardware, including hand saws; saw blades; brads, staples, and tacks; and bolts, nuts, rivets, and screws. Establishments primarily engaged in the wholesale distribution of nails, noninsulated wire, and screening are classified in Industry 5051.

**Plumbing and heating equipment and supplies (hydronics) (SIC 5074).** Establishments primarily engaged in the wholesale distribution of hydronic plumbing and heating equipment and supplies. Construction contractors primarily engaged in installing plumbing and heating equipment from their own stock are classified in Construction, Industry 1711.

**Warm air heating and air-conditioning equipment and supplies (SIC 5075).** Establishments primarily engaged in the wholesale distribution of warm air heating and air-conditioning equipment and supplies. Construction contractors primarily engaged in installing warm air heating and air-conditioning equipment are classified in Construction, Industry 1711.

**Refrigeration equipment and supplies (SIC 5078).** Establishments primarily engaged in the wholesale distribution of refrigeration equipment and supplies. Construction contractors primarily engaged in installation of refrigeration equipment from their own stock are classified in Construction, Industry 1711.

**Machinery, equipment, and supplies (SIC 508)**

**Construction and mining (except petroleum) machinery and equipment (SIC 5082).** Establishments primarily engaged in the wholesale distribution of construction or mining cranes, excavating machinery and equipment, power

shovels, road construction and maintenance machinery, tractor-mounting equipment, and other specialized machinery and equipment used in the construction, mining, and logging industries. Establishments engaged in marketing oil well machinery and equipment are classified in Industry 5084.

**Farm and garden machinery and equipment (SIC 5083).**

Establishments primarily engaged in the wholesale distribution of agricultural machinery and equipment for use in preparation and maintenance of the soil, the planting and harvesting of crops, and other operations and processes pertaining to work on the farm, lawn, or garden; and dairy and other livestock equipment.

SIC 5083 is subdivided in some tables into—

1. Farm machinery and equipment—farm dealers.
2. Farm machinery and equipment—wholesale distributors.
3. Lawn and garden machinery and equipment.

**Industrial machinery and equipment (SIC 5084).** Establishments primarily engaged in the wholesale distribution of industrial machinery and equipment, not elsewhere classified.

SIC 5084 is subdivided in some tables into—

1. Food-processing machinery and equipment.
2. General-purpose industrial machinery, equipment, and parts.
3. Metalworking machinery and equipment.
4. Materials handling equipment.
5. Oil well, oil refinery, and pipeline machinery, equipment, and supplies.
6. Other industrial machinery and equipment. Establishments primarily engaged in selling special purpose industrial machinery not elsewhere classified, including printing machinery, paper and paper products machinery, smelting and metal refining machinery and equipment, cigar and cigarette machinery, and similar special industry machinery.

**Industrial supplies (SIC 5085).** Establishments primarily engaged in the wholesale distribution of industrial supplies, not elsewhere classified.

SIC 5085 is subdivided in some tables into—

1. General-line industrial supplies.
2. Mechanical power transmission equipment.
3. Hydraulic and pneumatic (fluid-power) parts, accessories, and supplies.
4. Welding supplies.
5. Industrial containers and supplies.
6. Industrial valves and fittings, except fluid-power.



7. Other industrial supplies—Establishments primarily engaged in selling a specialty line of industrial materials and supplies not elsewhere classified, such as abrasives, mechanical rubber goods, ropes, cordage, and industrial diamonds.

**Service establishment equipment and supplies (SIC 5087).** Establishments primarily engaged in the wholesale distribution of equipment and supplies for barber shops, beauty parlors, power laundries, dry-cleaning plants, upholsterers, undertakers, and related personal service establishments.

SIC 5087 is subdivided in some tables into—

1. Beauty and barber equipment and supplies.
2. Custodial (janitors') equipment and supplies.
3. Laundry and dry-cleaning equipment and supplies.
4. Other service establishment equipment and supplies—Establishments primarily engaged in selling a specialty line of service establishment supplies, such as upholsterers' equipment and supplies, seamstresses' supplies, tailors' supplies, undertakers' supplies, municipality equipment and supplies, and shoe repair supplies.

**Transportation equipment and supplies, except motor vehicles (SIC 5088).** Establishments primarily engaged in the wholesale distribution of transportation equipment and supplies. Establishments primarily engaged in the wholesale distribution of motor vehicles and motor vehicle parts are classified in Industry Group 501, and those distributing pleasure boats are classified in Industry 5091.

SIC 5088 is subdivided in some tables into—

1. Aircraft and aeronautical equipment and supplies.
2. Marine machinery, equipment, and supplies.
3. Other transportation equipment and supplies—Establishments primarily engaged in selling equipment and supplies used in the operation, maintenance, and repair of railroads, streetcars, buses, tramways, aerial hoists, and horsedrawn vehicles.

### Miscellaneous durable goods (SIC 509)

**Sporting and recreational goods and supplies (SIC 5091).** Establishments primarily engaged in the wholesale distribution of sporting goods and accessories; billiard and pool supplies; sporting firearms and ammunition; and marine pleasure craft, equipment and supplies. Establishments primarily engaged in the wholesale distribution of motor vehicles and trailers are classified in Industry 5012; those distributing self-propelled golf carts are classified in Industry 5088; and those distributing athletic apparel and footwear are classified in Industry Group 513.

**Toys and hobby goods and supplies (SIC 5092).** Establishments primarily engaged in the wholesale distribution of games, toys, hobby goods and supplies, and related goods, such as fireworks and playing cards.

**Scrap and waste materials (SIC 5093).** Establishments primarily engaged in assembling, breaking up, sorting, and wholesale distribution of scrap and waste materials. This industry includes auto wreckers engaged in dismantling automobiles for scrap. However, those engaged in dismantling automobiles for the purpose of selling secondhand parts at retail are classified in Industry 5015.

SIC 5093 is subdivided in some tables into—

1. Iron and steel scrap processors and dealers.
  - a. Iron and steel scrap processors (using power processing equipment).
  - b. Iron and steel scrap dealers (not using power processing equipment).
2. Nonferrous recyclable materials.

**Jewelry, watches, precious stones, and precious metals (SIC 5094).** Establishments primarily engaged in the wholesale distribution of jewelry, precious stones and metals, costume jewelry, watches, clocks, silverware, and jewelers' findings. Establishments primarily engaged in the wholesale distribution of precious metal ores are classified in Industry 5052.

SIC 5094 is subdivided in some tables into—

1. Jewelry, watches, diamonds, precious stones, and silverware.
2. Precious metals (excluding ores).

**Durable goods, n.e.c. (SIC 5099).** Establishments primarily engaged in the wholesale distribution of durable goods, not elsewhere classified, such as musical instruments and forest products, except lumber.

SIC 5099 is subdivided in some tables into—

1. Musical instruments and supplies.
2. Forest products, except lumber.
3. General merchandise—durable.
4. Compact disks, prerecorded audio tapes, and phonograph records.
5. Fire extinguishers and fire safety equipment.
6. Other durable goods.

### Nondurable Goods (SIC Major Group 51)

This major group includes establishments primarily engaged in the wholesale distribution of nondurable goods.

## Paper and paper products (SIC 511)

**Printing and writing paper (SIC 5111).** Establishments primarily engaged in the wholesale distribution of printing and writing paper, including envelope paper; fine paper; and groundwood paper.

**Stationery and office supplies (SIC 5112).** Establishments primarily engaged in the wholesale distribution of stationery and office supplies, including computer and photocopy supplies, envelopes, typewriter paper, file cards and folders, pens, pencils, social stationery, and greeting cards.

**Industrial and personal service paper (SIC 5113).** Establishments primarily engaged in the wholesale distribution of wrapping and other coarse paper, paperboard, and converted paper and related disposable plastic products, such as bags, boxes, dishes, eating utensils, napkins, and shipping supplies.

## Drugs, drug proprietaries, and druggists' sundries (SIC 512)

**Drugs, drug proprietaries, and druggists' sundries (SIC 5122).** Establishments primarily engaged in the wholesale distribution of prescription drugs, proprietary drugs, druggists' sundries, and toiletries. Establishments primarily engaged in the wholesale distribution of surgical, dental, and hospital equipment are classified in Industry 5047.

SIC 5122 is subdivided in some tables into—

1. General-line drugs—These are wholesalers who reported a substantial portion of their sales in "drugs and pharmaceuticals" and a combination of "proprietary (patent) medicines," "cosmetics," "perfumes," and "other toiletries and druggists' sundries."
2. Specialty-line drugs, pharmaceuticals, cosmetics, and toiletries. These are wholesale establishments engaged in selling limited lines among the above products.

## Apparel, piece goods, and notions (SIC 513)

**Piece goods, notions, and other dry goods (SIC 5131).** Establishments primarily engaged in the wholesale distribution of piece goods or yard goods of natural or man-made fibers, notions (sewing and hair accessories, etc.), and other dry goods. Converters who buy fabric goods (except knit goods) in the grey, have them finished on contract, and sell at wholesale are included here. Converters of knit goods are classified in Manufacturing, Industry Group 225. This industry does not include establishments primarily engaged in the wholesale distribution of homefurnishings which are classified in Industry 5023.

SIC 5131 is subdivided in some tables into—

1. Piece goods.
  - a. Piece goods—jobbers.

b. Piece goods—converters.

2. Notions and other dry goods.

**Men's and boys' clothing and furnishings (SIC 5136).** Establishments primarily engaged in the wholesale distribution of men's and boys' apparel and furnishings, sportswear, hosiery, underwear, nightwear, and work clothing.

**Women's, children's, and infants' clothing and accessories (SIC 5137).** Establishments primarily engaged in the wholesale distribution of women's, children's, and infants' clothing and accessories, including hosiery, lingerie, millinery, and furs.

**Footwear (SIC 5139).** Establishments primarily engaged in the wholesale distribution of footwear (including athletic) made of leather, rubber, and other materials.

## Groceries and related products (SIC 514)

**Groceries, general-line (SIC 5141).** Establishments primarily engaged in the wholesale distribution of a general line of groceries. Establishments primarily engaged in roasting coffee, blending tea, or grinding and packaging spices are classified in Manufacturing Major Group 20.

SIC 5141 is subdivided in some tables into—

1. Voluntary.
2. Retail cooperative.
3. Other general-line.

**Packaged frozen foods (SIC 5142).** Establishments primarily engaged in the wholesale distribution of packaged quick-frozen vegetables, juices, meats, fish, poultry, pastries, and other "deep freeze" products. Establishments primarily engaged in the wholesale distribution of frozen dairy products are classified in Industry 5143, and those distributing frozen poultry, fish, and meat which are not packaged are classified in Industries 5144, 5146, and 5147, respectively.

**Dairy products, except dried or canned (SIC 5143).** Establishments primarily engaged in the wholesale distribution of dairy products, such as butter, cheese, ice cream and ices, and fluid milk and cream. This industry does not include establishments primarily engaged in pasteurizing and bottling milk, which are classified in Manufacturing, Industry Group 202. Establishments primarily engaged in the wholesale distribution of dried or canned dairy products are classified in Industry 5149.

SIC 5143 is subdivided in some tables into—

1. Raw milk.
2. Dairy products, except raw milk.

**Poultry and poultry products (SIC 5144).** Establishments primarily engaged in the wholesale distribution of poultry and poultry products, except canned and packaged frozen products. This industry does not include establishments primarily engaged in the killing and dressing of poultry, which are classified in Manufacturing, Industry 2015. Establishments primarily engaged in the wholesale distribution of packaged frozen poultry are classified in Industry 5142, and those distributing canned poultry are classified in Industry 5149.

SIC 5144 is subdivided in some tables into—

1. Live poultry.
2. Poultry and poultry products, except live.

**Confectionery (SIC 5145).** Establishments primarily engaged in the wholesale distribution of confectionery and related products, such as candy, chewing gum, fountain fruits, salted or roasted nuts, popcorn, fountain syrups, and potato, corn, and similar chips.

**Fish and seafoods (SIC 5146).** Establishments primarily engaged in the wholesale distribution (but not packaging) of fresh, cured, or frozen fish and seafoods, except canned or packaged frozen. The preparation of fresh or frozen packaged fish and other seafood, and the shucking and packing of fresh oysters in nonsealed containers, are classified in Manufacturing, Industry 2092. Establishments primarily engaged in the wholesale distribution of canned seafood are classified in Industry 5149, and those distributing packaged frozen foods are classified in Industry 5142.

**Meats and meat products (SIC 5147).** Establishments primarily engaged in the wholesale distribution of fresh, cured, and processed (but not canned) meats and lard. Establishments primarily engaged in the wholesale distribution of frozen packaged meats are classified in Industry 5142, and those distributing canned meats are classified in Industry 5149.

SIC 5147 is subdivided in some tables into—

1. Meats and meat products, except boxed beef.
2. Packaging boxed beef.

**Fresh fruits and vegetables (SIC 5148).** Establishments primarily engaged in the wholesale distribution of fresh fruits and vegetables.

**Groceries and related products, n.e.c. (SIC 5149).** Establishments primarily engaged in the wholesale distribution of groceries and related products, not elsewhere classified. Establishments primarily engaged in the wholesale distribution of soft drinks, and in bottling and distributing natural spring and mineral waters, are classified in this industry, but establishments primarily engaged in bottling soft drinks are classified in Manufacturing, Major Group 20. This industry does not include establishments primarily

engaged in the wholesale distribution of farm-product raw materials classified in Industry Group 515, nor those distributing beer, wine, and distilled alcoholic beverages of Industry Group 518.

SIC 5149 is subdivided in some tables into—

1. Coffee, tea, and spices.
2. Bread and baked goods.
3. Soft drinks.
4. Canned goods.
5. Food and beverage basic materials.
6. Other grocery specialties.

## **Farm-product raw materials (SIC 515)**

**Grain and field beans (SIC 5153).** Establishments primarily engaged in buying and/or marketing grain (such as corn, wheat, oats, barley, and unpolished rice), dry beans, soybeans, and other inedible beans. Country grain elevators primarily engaged in buying or receiving grain from farmers are included, as well as terminal elevators and other merchants marketing grain. Establishments primarily engaged in the wholesale distribution of field and garden seeds are classified in Industry 5191.

**Livestock (SIC 5154).** Establishments primarily engaged in buying and/or marketing cattle, hogs, sheep, and goats. This industry also includes the operation of livestock auction markets.

**Farm-product raw materials, n.e.c. (SIC 5159).** Establishments primarily engaged in buying and/or marketing farm products, not elsewhere classified. Establishments primarily engaged in the wholesale distribution of milk are classified in Industry 5143, and those distributing live poultry are classified in Industry 5144.

SIC 5159 is subdivided in some tables into—

1. Hides, skins, and pelts.
2. Leaf tobacco.
3. Wool, wool tops, and mohair.
4. Cotton.
5. Other farm-product raw materials.

## **Chemicals and allied products (SIC 516)**

**Plastics materials and basic forms and shapes (SIC 5162).** Establishments primarily engaged in the wholesale distribution of plastics materials, and of unsupported plastics film, sheets, sheeting, rods, tubes, and other basic forms and shapes.

**Chemicals and allied products, n.e.c. (SIC 5169).** Establishments primarily engaged in the wholesale distribution of chemicals and allied products, not elsewhere classified,

such as acids, industrial and heavy chemicals, dyestuffs, industrial salts, rosin, and turpentine. Establishments primarily engaged in the wholesale distribution of ammunition are classified in Industry Group 509; those distributing agricultural chemicals and pesticides are classified in Industry 5191; those distributing drugs are classified in Industry 5122; and those distributing pigments, paints, and varnishes are classified in Industry 5198.

SIC 5169 is subdivided in some tables into—

1. Industrial gases, except LP.
2. Other chemicals and allied products.

### **Petroleum and petroleum products (SIC 517)**

This industry group includes establishments primarily engaged in the wholesale distribution of crude petroleum and petroleum products. Included are establishments primarily engaged in the distribution of liquefied petroleum gas. Establishments primarily engaged in the transmission and/or distribution of natural gas are classified in Utilities, Industry Group 492.

**Petroleum bulk stations and terminals (SIC 5171).** Establishments primarily engaged in the wholesale distribution of crude petroleum and petroleum products from bulk liquid storage facilities. These establishments have a bulk liquid storage capacity of 10,000 gallons or more.

SIC 5171 is subdivided in some tables into—

1. Petroleum bulk stations and terminals, except LP.
2. Liquefied petroleum gas bulk stations and terminals.

**Petroleum and petroleum products wholesalers, except bulk stations and terminals (SIC 5172).** Establishments primarily engaged in the wholesale distribution of crude petroleum and petroleum products. These establishments do not have a bulk liquid storage capacity of 10,000 gallons or more. Included are packaged and bottled petroleum products distributors, truck jobbers, and others marketing petroleum and its products at wholesale.

### **Beer, wine, and distilled alcoholic beverages (SIC 518)**

**Beer and ale (SIC 5181).** Establishments primarily engaged in the wholesale distribution of beer, ale, porter, and other fermented malt beverages.

**Wine and distilled alcoholic beverages (SIC 5182).** Establishments primarily engaged in the wholesale distribution of distilled spirits, including neutral spirits and ethyl alcohol used in blended wines and distilled liquors.

SIC 5182 is subdivided in some tables into—

1. Wine and distilled alcoholic beverages—licensed.
2. Wine and distilled alcoholic beverages—State operated.

### **Miscellaneous nondurable goods (SIC 519)**

**Farm supplies (SIC 5191).** Establishments primarily engaged in the wholesale distribution of animal feeds, fertilizers, agricultural chemicals, pesticides, seeds, and other farm supplies, except grains. Establishments primarily engaged in the wholesale distribution of pet food are classified in Industry 5149, and those distributing pet supplies are classified in Industry 5199.

SIC 5191 is subdivided in some tables into—

1. Farm supplies—farm dealers.
2. Farm supplies—wholesale distributors.

**Books, periodicals, and newspapers (SIC 5192).** Establishments primarily engaged in the wholesale distribution of books, periodicals, and newspapers.

**Flowers, nursery stock, and florists' supplies (SIC 5193).** Establishments primarily engaged in the wholesale distribution of flowers, nursery stock, and florists' supplies.

**Tobacco and tobacco products (SIC 5194).** Establishments primarily engaged in the wholesale distribution of tobacco and its products. Leaf tobacco wholesalers are classified in Industry 5159, and establishments primarily engaged in stemming and redrying tobacco are classified in Manufacturing, Industry 2141.

**Paints, varnishes, and supplies (SIC 5198).** Establishments primarily engaged in the wholesale distribution of paints, varnishes, wallpaper, and supplies. Establishments selling to the general public and known as retail in the trade are classified in Retail Trade, Industry 5231.

**Nondurable goods, n.e.c. (SIC 5199).** Establishments primarily engaged in the wholesale distribution of nondurable goods, not elsewhere classified, such as art goods, industrial yarns, textile bags, and bagging and burlap.

SIC 5199 is subdivided in some tables into—

1. Art goods.
2. General merchandise—nondurable.
3. Textile bags and bagging.
4. Specialty advertising (sale of merchandise).
5. Other nondurable goods.

### **TYPE-OF-OPERATION CLASSIFICATIONS**

In addition to being classified by kind of business, each wholesale establishment was classified for the census by type of operation according to the ownership of the business, ownership of the goods sold, or character of the principal transactions. Establishments in wholesale trade are grouped into the following three major types of operation and related subgroups:

**Merchant wholesalers.** Establishments primarily engaged in buying and selling merchandise on their own account. Included here are such types of establishments as wholesale merchants or jobbers, industrial distributors, voluntary group wholesalers, importers, exporters, cash and carry wholesalers, retailer cooperative warehouses, terminal and country grain elevators, farm products assemblers, wholesale cooperative associations, and petroleum bulk plants and terminals operated by nonrefining companies.

*Wholesale distributors and jobbers.* Establishments primarily engaged in buying and selling merchandise in the domestic market not manufactured by the parent company.

*Importers.* Establishments buying and selling goods at wholesale on their own account, whose principal source of purchases was foreign.

*Exporters.* Establishments primarily engaged in purchasing goods in the United States and selling them to foreign customers.

*Terminal grain elevators.* Grain elevators primarily engaged in buying and selling grain received from country grain elevators and grain marketing establishments. They have sizable space for grain storage, and products are received primarily by rail or barge rather than by truck.

*Country grain elevators.* Grain elevators, cooperative or other, buying and receiving grain directly from farmers by truck and selling at wholesale.

*Assemblers of farm products, except country grain elevators.* Establishments primarily engaged in purchasing directly from farmers and assembling and marketing farm products at wholesale.

**Manufacturers' sales branches and offices.** Establishments maintained by manufacturing, refining, and mining companies apart from their plants or mines for marketing their products at wholesale. Branch stores selling to household consumers and individual users are classified in retail trade. Sales branches and offices located at plants and administrative offices are included when separate records are available.

*Manufacturers' sales branches.* A branch with a stock of merchandise for sale. Included are refiner—marketers owned and operated by petroleum refining companies primarily for marketing their products.

*Manufacturers' sales offices.* An office without a stock of merchandise for sale.

**Agents, brokers, and commission merchants.** Establishments whose operators are in business for themselves and are primarily engaged in selling or buying goods for others. Included here are such types of operations as auction companies, import agents, export agents, selling agents, merchandise brokers, and commission merchants. "Sales" as shown in census publications for agents, brokers, and commission merchants represent the gross sales (or purchase) value of the goods in the transactions negotiated.

*Auction companies.* Wholesale establishments primarily engaged in selling merchandise on an agency basis by auction.

*Brokers (representing buyers or sellers).* Wholesale establishments primarily engaged in selling or buying merchandise in the domestic market on a brokerage basis but not receiving the goods on consignment.

*Commission merchants.* Wholesale establishments operating in the domestic market receiving goods for sale on consignment.

*Import agents.* Merchandise agents and brokers in the domestic market buying merchandise from or selling merchandise for foreign firms.

*Export agents.* Merchandise agents and brokers in the domestic market selling to or buying for foreign customers.

*Manufacturers' agents.* Wholesale establishments in the domestic market selling for a limited number of manufacturers on a continuing agency basis.



# Appendix C. Kind-of-Business Titles and Reporting-Form Numbers

[Listed below are wholesale kind-of-business titles and their corresponding reporting-form numbers. Requests for copies of any of these forms, including the inquiries used to classify establishment by kind of business, should be directed to the Services Division, Bureau of the Census, Washington, DC 20233]

SIC code	Title	Standard form CB-	Short form CB-	SIC code	Title	Standard form CB-	Short form CB-
<b>DURABLE GOODS</b>				<b>DURABLE GOODS—Con.</b>			
501	Motor vehicles and motor vehicle parts and supplies:			509	Miscellaneous durable goods:		
5012	Automobiles and other motor vehicles -----	5012	5003	5091	Sporting and recreational goods and supplies -----	5091	5003
5013	Motor vehicle supplies and new parts -----	5013	5003	5092	Toys and hobby goods and supplies -----	5091	5003
5014	Tires and tubes -----	5013	5003	5093	Scrap and waste materials -----	5093	5003
5015	Motor vehicle parts, used -----	5013	5003	5094	Jewelry, watches, precious stones, and precious metals -----	5094	5003
				5099	Durable goods, n.e.c. -----	5099	5003
<b>DURABLE GOODS</b>				<b>NONDURABLE GOODS</b>			
502	Furniture and homefurnishings:			511	Paper and paper products:		
5021	Furniture -----	5020	5001	5111	Printing and writing paper -----	5110	5102
5023	Homefurnishings -----	5020	5001	5112	Stationery and office supplies -----	5110	5102
				5113	Industrial and personal service paper -----	5110	5102
503	Lumber and other construction materials:			512	Drugs, drug proprietaries, and druggists' sundries:		
5031	Lumber, plywood, millwork, and wood panels -----	5030	5001	5122	Drugs, drug proprietaries, and druggists' sundries -----	5122	5102
5032	Brick, stone, and related construction materials -----	5030	5001				
5033	Roofing, siding, and insulation materials -----	5030	5001				
5039	Construction materials, n.e.c. -----	5030	5001	513	Apparel, piece goods, and notions:		
				5131	Piece goods, notions, and other dry goods -----	5131	5102
504	Professional and commercial equipment and supplies:			5136	Men's and boys' clothing and furnishings -----	5136	5102
5043	Photographic equipment and supplies -----	5043	5003	5137	Women's, children's, and infants' clothing and accessories -----	5136	5102
5044	Office equipment -----	5045	5002	5139	Footwear -----	5136	5102
5045	Computers and computer peripheral equipment and software -----	5045	5002				
5046	Commercial equipment, n.e.c. -----	5043	5002	514	Groceries and related products:		
5047	Medical, dental, and hospital equipment and supplies -----	5047	5002	5141	Groceries, general line -----	5141	5101
5048	Ophthalmic goods -----	5047	5002	5142	Packaged frozen foods -----	5142	5101
5049	Professional equipment and supplies, n.e.c. -----	5047	5002	5143	Dairy products, except dried or canned -----	5143	5101
				5144	Poultry and poultry products -----	5144	5101
				5145	Confectionery -----	5145	5101
				5146	Fish and seafoods -----	5146	5101
505	Metals and minerals, except petroleum:			5147	Meats and meat products -----	5147	5101
5051	Metals service centers and offices -----	5051	5003	5148	Fresh fruits and vegetables -----	5148	5101
5052	Coal and other minerals and ores -----	5052	5003	5149	Groceries and related products, n.e.c. -----	5141	5101
				515	Farm-product raw materials:		
506	Electrical goods:			5153	Grain and field beans -----	5150	5103
5063	Electrical apparatus and equipment, wiring supplies, and construction materials -----	5060	5001	5154	Livestock -----	5150	5103
				5159	Farm-product raw materials, n.e.c. -----	5150	5103
5064	Electrical appliances, television and radio sets -----	5060	5001				
5065	Electronic parts and equipment, n.e.c. -----	5060	5001	516	Chemicals and allied products:		
				5162	Plastics materials and basic forms and shapes -----	5160	5102
				5169	Chemicals and allied products, n.e.c. -----	5160	5102
507	Hardware, and plumbing and heating equipment and supplies:			517	Petroleum and petroleum products:		
5072	Hardware -----	5070	5001	5171	Petroleum bulk stations and terminals -----	5170	1NA
5074	Plumbing and heating equipment and supplies (hydronics) -----	5070	5001	5172	Petroleum and petroleum products wholesalers, except bulk stations and terminals -----	5170	1NA
5075	Warm air heating and air-conditioning equipment and supplies -----	5070	5001				
5078	Refrigeration equipment and supplies -----	5070	5001	518	Beer, wine, and distilled alcoholic beverages:		
				5181	Beer and ale -----	5180	5103
				5182	Wine and distilled alcoholic beverages -----	5180	5103
508	Machinery, equipment, and supplies:			519	Miscellaneous nondurable goods:		
5082	Construction and mining (except petroleum) machinery and equipment -----	5082	5002	5191	Farm supplies -----	5191	5102
5083	Farm and garden machinery and equipment -----	5083	5002	5192	Books, periodicals, and newspapers -----	5192	5102
5084	Industrial machinery and equipment -----	5084	5002	5193	Flowers, nursery stock, and florists' supplies -----	5192	5102
5085	Industrial supplies -----	5085	5002	5194	Tobacco and tobacco products -----	5194	5102
5087	Service establishment equipment and supplies -----	5087	5002	5198	Paints, varnishes, and supplies -----	5198	5102
5088	Transportation equipment and supplies, except motor vehicles -----	5088	5002	5199	Nondurable goods, n.e.c. -----	5199	5102

<sup>1</sup>Petroleum wholesalers were all sent form CB-5170.

## Appendix D. Metropolitan Areas

(Titles and definitions shown for MSA's, CMSA's, and PMSA's are those established by the Office of Management and Budget, as of June 30, 1993)

### MISSOURI

#### Columbia, MO MSA

Boone County, MO

#### Joplin, MO MSA

Jasper County, MO  
Newton County, MO

#### Kansas City, MO-KS MSA

Johnson County, KS  
Leavenworth County, KS  
Miami County, KS  
Wyandotte County, KS  
Cass County, MO  
Clay County, MO  
Clinton County, MO  
Jackson County, MO  
Lafayette County, MO  
Platte County, MO  
Ray County, MO

#### St. Joseph, MO MSA

Andrew County, MO  
Buchanan County, MO

#### St. Louis, MO-IL MSA

Clinton County, IL  
Jersey County, IL  
Madison County, IL  
Monroe County, IL  
St. Clair County, IL  
Franklin County, MO  
Jefferson County, MO  
Lincoln County, MO  
St. Charles County, MO  
St. Louis County, MO  
Warren County, MO  
St. Louis city, MO

#### Springfield, MO MSA

Christian County, MO  
Greene County, MO  
Webster County, MO



# Appendix E.

## Percent of Sales Data Based on Administrative Records and Estimation for the State: 1992

[For meaning of abbreviations and symbols and for more information on reliability of data, see introductory text. For explanation of terms and comparability of 1987 and 1992 censuses, see appendix A]

SIC code	Kind of business	Percent of sales‡ —		SIC code	Kind of business	Percent of sales‡ —	
		From administrative records <sup>1</sup>	Estimated <sup>2</sup>			From administrative records <sup>1</sup>	Estimated <sup>2</sup>
	<b>Wholesale trade</b> -----	<b>2.8</b>	<b>3.2</b>		<b>Wholesale trade —Con.</b>		
<b>50</b>	<b>Durable goods</b> -----	<b>2.6</b>	<b>3.4</b>	<b>50</b>	<b>Durable goods —Con.</b>		
				509	Miscellaneous durable goods -----	6.0	7.0
				5091	Sporting and recreational goods and supplies -----	6.0	5.3
				5092	Toys and hobby goods and supplies -----	4.1	6.4
501	Motor vehicles and motor vehicle parts and supplies -----	1.6	.9	5093	Scrap and waste materials -----	4.7	6.0
5012	Automobiles and other motor vehicles -----	.7	.2	5094	Jewelry, watches, precious stones, and precious metals -----	5.1	10.9
5013	Motor vehicle supplies and new parts -----	2.4	2.6	5099	Durable goods, n.e.c. -----	9.9	10.3
5014	Tires and tubes -----	8.5	2.3				
5015	Motor vehicle parts, used -----	16.5	5.3	<b>51</b>	<b>Nondurable goods</b> -----	<b>3.0</b>	<b>3.0</b>
				511	Paper and paper products -----	1.8	3.9
502	Furniture and homefurnishings -----	2.2	1.4	5111	Printing and writing paper -----	.2	—
5021	Furniture -----	1.1	1.9	5112	Stationery and office supplies -----	2.0	3.0
5023	Homefurnishings -----	3.2	1.1	5113	Industrial and personal service paper -----	3.3	9.2
503	Lumber and other construction materials -----	5.3	4.7	512	Drugs, drug proprietaries, and druggists' sundries -----	1.6	.3
5031	Lumber, plywood, millwork, and wood panels -----	4.6	3.6	5122	Drugs, drug proprietaries, and druggists' sundries -----	1.6	.3
5032	Brick, stone, and related construction materials -----	8.6	2.6				
5033	Roofing, siding, and insulation materials -----	5.7	5.7	513	Apparel, piece goods, and notions -----	3.5	6.4
5039	Construction materials, n.e.c. -----	5.1	11.5	5131	Piece goods, notions, and other dry goods -----	3.4	9.1
				5136	Men's and boys' clothing and furnishings -----	4.6	4.6
504	Professional and commercial equipment and supplies -----	2.7	3.8	5137	Women's, children's, and infants' clothing and accessories -----	13.5	11.4
5043	Photographic equipment and supplies -----	(D)	(D)	5139	Footwear -----	.9	5.4
5044	Office equipment -----	5.6	7.5				
5045	Computers and computer peripheral equipment and software -----	(D)	(D)	514	Groceries and related products -----	3.0	3.8
5046	Commercial equipment, n.e.c. -----	6.7	3.6	5141	Groceries, general line -----	.3	3.2
5047	Medical, dental, and hospital equipment and supplies -----	2.4	2.4	5142	Packaged frozen foods -----	1.3	.3
5048	Ophthalmic goods -----	18.4	8.0	5143	Dairy products, except dried or canned -----	7.5	.7
5049	Professional equipment and supplies, n.e.c. -----	4.1	4.7	5144	Poultry and poultry products -----	16.6	7.8
				5145	Confectionery -----	2.7	.2
505	Metals and minerals, except petroleum -----	1.2	2.6	5146	Fish and seafoods -----	6.1	9.5
5051	Metals service centers and offices -----	1.2	2.5	5147	Meats and meat products -----	3.9	1.4
5052	Coal and other minerals and ores -----	—	5.1	5148	Fresh fruits and vegetables -----	13.5	2.0
				5149	Groceries and related products, n.e.c. -----	.6	7.9
506	Electrical goods -----	2.0	5.4	515	Farm-product raw materials -----	2.2	2.1
5063	Electrical apparatus and equipment, wiring supplies, and construction materials -----	2.0	3.0	5153	Grain and field beans -----	1.6	1.1
5064	Electrical appliances, television and radio sets -----	.9	9.0	5154	Livestock -----	4.2	6.1
5065	Electronic parts and equipment, n.e.c. -----	2.5	6.6	5159	Farm-product raw materials, n.e.c. -----	4.3	3.1
507	Hardware, and plumbing and heating equipment and supplies -----	2.0	3.7	516	Chemicals and allied products -----	1.7	3.4
5072	Hardware -----	1.5	3.6	5162	Plastics materials and basic forms and shapes -----	.8	5.1
5074	Plumbing and heating equipment and supplies (hydronics) -----	3.0	5.5	5169	Chemicals and allied products, n.e.c. -----	2.0	2.9
5075	Warm air heating and air-conditioning equipment and supplies -----	2.0	2.4				
5078	Refrigeration equipment and supplies -----	2.5	2.0	517	Petroleum and petroleum products -----	2.7	1.6
				5171	Petroleum bulk stations and terminals -----	2.7	1.1
508	Machinery, equipment, and supplies -----	3.7	5.1	5172	Petroleum and petroleum products wholesalers, except bulk stations and terminals -----	2.8	2.4
5082	Construction and mining (except petroleum) machinery and equipment -----	1.5	4.1	518	Beer, wine, and distilled alcoholic beverages -----	1.5	3.9
5083	Farm and garden machinery and equipment -----	7.0	1.2	5181	Beer and ale -----	2.1	5.8
5084	Industrial machinery and equipment -----	3.3	4.2	5182	Wine and distilled alcoholic beverages -----	.5	.7
5085	Industrial supplies -----	1.2	11.4				
5087	Service establishment equipment and supplies -----	6.4	4.9				
5088	Transportation equipment and supplies, except motor vehicles -----	2.5	3.0	519	Miscellaneous nondurable goods -----	7.2	4.4
				5191	Farm supplies -----	9.6	3.9
				5192	Books, periodicals, and newspapers -----	1.3	1.3
				5193	Flowers, nursery stock, and florists' supplies -----	15.6	12.4
				5194	Tobacco and tobacco products -----	.7	1.7
				5198	Paints, varnishes, and supplies -----	2.4	2.2
				5199	Nondurable goods, n.e.c. -----	15.3	12.3

<sup>1</sup>Includes sales information obtained from administrative records of other Federal agencies.

<sup>2</sup>Includes sales information which was imputed based on historic company ratios or administrative records, or on industry averages.

## Appendix F. Geographic Notes

---

### MISSOURI

**Cameron** is in Clinton and DeKalb Counties.

**Cape Girardeau** is in Cape Girardeau and Scott Counties; it annexed into Scott County in August 1988.

**Centralia** is in Audrain and Boone Counties.

**Chesterfield** was incorporated in June 1988.

**Crawford County** is the only county outside New England that is split by an MA boundary. The portion of Sullivan city in Crawford County is in the St. Louis, MO-IL MSA; Sullivan city is also in Franklin County. However, Crawford County is being excluded from economic census data tabulations for the St. Louis, MO-IL MSA.

**Excelsior Springs** is in Clay and Ray Counties.

**Hannibal** is in Marion and Ralls Counties.

**Independence** is in Clay and Jackson Counties.

**Jefferson City** is in Callaway and Cole Counties.

**Joplin** is in Jasper and Newton Counties.

**Kansas City** is in Cass, Clay, Jackson, and Platte Counties; it annexed into Cass County in March 1986, but this change was not submitted to the Bureau of the Census until May 1989.

**Lee's Summit** is in Cass and Jackson Counties.

**Marceline** is in Chariton and Linn Counties.

**Monett** is in Barry and Lawrence Counties.

**Monroe City** is in Marion, Monroe, and Ralls Counties.

**Mountain Grove** is in Texas and Wright Counties; it annexed into Texas County in October 1987.

**Oak Grove** is in Jackson and Lafayette Counties.

**Osage Beach** is in Camden and Miller Counties.

**Pacific** is in Franklin and St. Louis Counties.

**Portageville** is in New Madrid and Pemiscot Counties.

**Scott City** is in Cape Girardeau and Scott Counties; it annexed into Cape Girardeau County in August 1989.

**Sikeston** is in New Madrid and Scott Counties.

**Springfield** is in Christian and Greene Counties; it annexed into Christian County in May 1987.

**Sugar Creek** is in Clay and Jackson Counties.

**Sullivan** is in Crawford and Franklin Counties; see "Crawford County."

**Vanadalia** is in Audrain and Ralls Counties.

**Windsor** is in Henry and Pettis Counties.

# Appendix G.

## Establishments in Business Any Time During Year and Establishments in Business at End of Year for the State: 1992 and 1987

[For meaning of abbreviations and symbols, see introductory text. For explanation of terms and comparability of 1987 and 1992 censuses, see appendix A]

SIC code	Kind of business	Establishments in business —			
		Any time during year		At end of year	
		1992	1987	1992	1987
	<b>Wholesale trade</b> .....	<b>11 236</b>	<b>10 696</b>	<b>10 503</b>	<b>10 154</b>
<b>50</b>	<b>Durable goods</b> .....	<b>6 947</b>	<b>6 430</b>	<b>6 499</b>	<b>6 113</b>
501	Motor vehicles and automotive parts and supplies .....	1 276	1 130	1 201	1 081
5012	Automobiles and other motor vehicles .....	244	191	227	180
5013	Motor vehicle supplies and new parts .....	709	671	670	645
5014	Tires and tubes .....	112	102	110	97
5015	Motor vehicle parts, used .....	211	166	194	159
502	Furniture and homefurnishings .....	309	266	289	254
5021	Furniture .....	136	129	128	121
5023	Homefurnishings .....	173	137	161	133
503	Lumber and other construction materials .....	450	407	410	387
5031	Lumber, plywood, millwork, and wood panels .....	202	178	183	171
5032	Brick, stone, and related construction materials .....	75	79	69	75
5033	Roofing, siding, and insulation materials .....	73	66	66	60
5039	Construction materials, n.e.c. ....	100	84	92	81
504	Professional and commercial equipment and supplies .....	964	898	897	850
5043	Photographic equipment and supplies .....	34	31	33	29
5044	Office equipment .....	195	233	182	223
5045	Computers and computer peripheral equipment and software .....	276	204	253	190
5046	Commercial equipment, n.e.c. ....	111	116	100	112
5047	Medical, dental, and hospital equipment and supplies .....	246	186	232	177
5048	Ophthalmic goods .....	36	41	34	37
5049	Professional equipment and supplies, n.e.c. ....	66	87	63	82
505	Metals and minerals, except petroleum .....	293	281	275	273
5051	Metals service centers and offices .....	283	270	268	263
5052	Coal and other minerals and ores .....	10	11	7	10
506	Electrical goods .....	774	687	725	654
5063	Electrical apparatus and equipment, wiring supplies, and construction materials .....	417	354	400	345
5064	Electrical appliances, television and radio sets .....	74	87	68	84
5065	Electronic parts and equipment, n.e.c. ....	283	246	257	225
507	Hardware, and plumbing and heating equipment and supplies .....	545	520	518	494
5072	Hardware .....	167	158	161	153
5074	Plumbing and heating equipment and supplies (hydronics) .....	219	194	202	183
5075	Warm air heating and air-conditioning equipment and supplies .....	117	124	114	116
5078	Refrigeration equipment and supplies .....	42	44	41	42
508	Machinery, equipment, and supplies .....	1 686	1 667	1 583	1 594
5082	Construction and mining (except petroleum) machinery and equipment .....	117	106	110	104
5083	Farm and garden machinery and equipment .....	385	396	355	380
5084	Industrial machinery and equipment .....	562	583	535	556
5085	Industrial supplies .....	348	295	329	285
5087	Service establishment equipment and supplies .....	187	222	173	208
5088	Transportation equipment and supplies, except motor vehicles .....	87	65	81	61
509	Miscellaneous durable goods .....	650	574	601	526
5091	Sporting and recreational goods and supplies .....	123	93	115	90
5092	Toys and hobby goods and supplies .....	68	55	67	49
5093	Scrap and waste materials .....	200	172	179	155
5094	Jewelry, watches, precious stones, and precious metals .....	83	92	76	87
5099	Durable goods, n.e.c. ....	176	162	164	145
<b>51</b>	<b>Nondurable goods</b> .....	<b>4 289</b>	<b>4 266</b>	<b>4 004</b>	<b>4 041</b>
511	Paper and paper products .....	466	380	441	370
5111	Printing and writing paper .....	64	58	62	56
5112	Stationery and office supplies .....	272	203	255	197
5113	Industrial and personal service paper .....	130	119	124	117
512	Drugs, drug proprietaries, and druggists sundries .....	121	95	119	87
5122	Drugs, drug proprietaries, and druggists sundries .....	121	95	119	87
513	Apparel, piece goods, and notions .....	246	227	233	214
5131	Piece goods, notions, and other dry goods .....	60	58	58	53
5136	Men's and boys' clothing and furnishings .....	64	55	60	50
5137	Women's, children's, and infants' clothing and accessories .....	52	49	47	46
5139	Footwear .....	70	65	68	65

SIC code	Kind of business	Establishments in business —			
		Any time during year		At end of year	
		1992	1987	1992	1987
<b>51</b>	<b>Nondurable goods — Con.</b>				
514	Groceries and related products .....	773	779	712	728
5141	Groceries, general line .....	84	90	74	87
5142	Packaged frozen foods .....	69	53	65	47
5143	Dairy products, except dried or canned .....	62	75	59	70
5144	Poultry and poultry products .....	39	32	36	29
5145	Confectionery .....	59	49	54	45
5146	Fish and seafoods .....	15	18	10	18
5147	Meats and meat products .....	75	100	68	91
5148	Fresh fruits and vegetables .....	92	88	84	82
5149	Groceries and related products, n.e.c. ....	278	274	262	259
515	Farm-product raw materials .....	488	538	452	507
5153	Grain and field beans .....	299	319	279	304
5154	Livestock .....	154	183	143	168
5159	Farm-product raw materials, n.e.c. ....	35	36	30	35
516	Chemicals and allied products .....	313	277	287	263
5162	Plastics materials and basic forms and shapes .....	73	55	68	52
5169	Chemicals and allied products, n.e.c. ....	240	222	219	211
517	Petroleum and petroleum products .....	503	578	469	557
5171	Petroleum bulk stations and terminals .....	396	467	372	452
5172	Petroleum and petroleum products wholesalers, except bulk stations and terminals .....	107	111	97	105
518	Beer, wine, and distilled alcoholic beverages .....	112	123	109	119
5181	Beer and ale .....	84	88	81	85
5182	Wine and distilled alcoholic beverages .....	28	35	28	34
519	Miscellaneous nondurable goods .....	1 267	1 269	1 182	1 196
5191	Farm supplies .....	707	750	660	709
5192	Books, periodicals, and newspapers .....	87	67	82	59
5193	Flowers, nursery stock, and florists' supplies .....	73	60	66	59
5194	Tobacco and tobacco products .....	22	32	21	31
5198	Paints, varnishes and supplies .....	96	99	90	97
5199	Nondurable goods, n.e.c. ....	282	261	263	241

# Publication Program

## 1992 CENSUS OF WHOLESALE TRADE

Publications of the 1992 Census of Wholesale Trade, containing data on wholesale trade establishments with payroll in the United States, are described below. Publications order forms for specific reports may be obtained from any Department of Commerce district office or from Data User Services Division, Customer Services, Bureau of the Census, Washington, DC 20233-8300. The first results were issued in press releases. Final detailed statistics are issued in separate paperbound reports and compact disc-read only memory (CD-ROM).

### Final Reports

#### Geographic area series—52 reports (WC92-A-1 to -52)

A separate paperbound report containing data for establishments with payroll is published for each State, the District of Columbia, and the United States. Each report presents general statistics for establishments with payroll, on number of establishments, sales, payroll, employment, operating expenses, and inventories. At the State level, data also are presented separately for the following types of wholesale operations: merchant wholesalers; manufacturers' sales branches and offices; and agents, brokers, and commission merchants. Less type-of-operation detail is shown below the State level. For States, MA's, and counties and places with 200 wholesale establishments or more, statistics are presented by kind of business. Greater kind-of-business detail is shown for larger areas. In addition, data are shown for all places with 2,500 inhabitants or more and all counties (with no kind-of-business detail). For each State, the District of Columbia, and the United States, 1992 data are provided on sales and employees per establishment, sales and payroll per employee, payroll as a percent of operating expenses, and operating expenses and end-of-year inventories as percentages of sales. Comparative statistics showing percent changes in sales and payroll between 1987 and 1992 also are shown by kind of business.

#### Subject series—4 reports (WC92-S-1 to -4)

The *Establishment and Firm Size* report (WC92-S-1) presents data for establishments with payroll, based on size of establishment, size of company or firm, and legal form of organization. Establishment statistics are presented by sales size and by employment size; statistics for firms by sales size (including concentration by largest firms), by employment size, and by number of establishments operated (single units and multiunits). Statistics are presented by kind of business on the number of establishments, sales, payroll, and employment for the United States.

The *Measures of Value Produced, Capital Expenditures, Depreciable Assets, and Operating Expenses* report (WC92-S-2) presents data on measures of value produced, capital expenditures, depreciable assets, and operating expenses for firms with payroll

for the United States by major kinds of business. Measures of value produced include gross margin, value added, and net income produced at market prices and factor costs. Operating expenses include annual payroll, supplemental labor costs, purchased services, etc. Sales, purchases, and beginning and ending inventories data also are provided.

The *Commodity Line Sales* report (WC92-S-3) presents data on major categories of commodities sold by wholesale kinds of business for the United States. Data for 15 selected MA's and 15 selected States will be available on electronic media only. Tables present data for each kind of business and show, for each commodity line, the number of establishments handling the line and their sales of the line; the percentage of total sales of the kind of business accounted for by each of the lines carried; and, for establishments actually handling a specific line, the percentage of total sales represented by sales of that line. Summary statistics also are provided for the broad commodity line categories, including counts of establishments and the amount and percentage of the line sold by various kinds of wholesale businesses.

The *Miscellaneous Subjects* report (WC92-S-4) contains data by kind of business on employment by principal activity; sales by class of customer; inventory valuation methods; commissions and gross selling value of business conducted for others by agents and brokers; gross margins, gross profits, and their components; and on petroleum bulk stations and terminals. Data are presented for the United States as a whole; for petroleum bulk stations and terminals, States, and counties.

### Electronic Media

All data included in the printed reports are available on CD-ROM. The CD-ROM's provide the same information found in the final reports as well as additional information not published in the final reports, such as commodity line sales data for States (WC92-S-3). Electronic media products are available for users who wish to summarize, rearrange, or process large amounts of data. These products, with corresponding technical documentation, are sold by Data User Services Division, Customer Services, Bureau of the Census, Washington, DC 20233-8300.

## OTHER ECONOMIC CENSUS REPORTS

Data on retail trade, service industries, transportation, communications, utilities, financial, insurance, real estate, construction industries, manufactures, mineral industries, enterprise statistics, minority-owned business enterprises, and women-owned businesses also are available from the 1992 Economic Census. A separate series of reports covers the census of outlying areas: Puerto Rico, Virgin Islands of the United States, Guam, and the Northern Marianas. Separate announcements describing these reports are available free of charge from Data User Services Division, Customer Services, Bureau of the Census, Washington, DC 20233-8300.