


1992

Census of Wholesale Trade

WC92-A-18

GEOGRAPHIC AREA SERIES

Kentucky



1992 Census of Wholesale Trade

WC92-A-18

GEOGRAPHIC AREA SERIES

Kentucky

Issued November 1994



U.S. Department of Commerce
Ronald H. Brown, Secretary
David J. Barram, Deputy Secretary
Economics and Statistics Administration
Everett M. Ehrlich, Under Secretary
for Economic Affairs
BUREAU OF THE CENSUS
Martha Farnsworth Riche, Director

Acknowledgments

Many persons participated in the various activities of the 1992 Census of Wholesale Trade. The overall planning and review of the census operations were performed by the Economic Census Staff of the Economic Planning and Coordination Division.

This report was prepared in the Services Division. **Bobby E. Russell**, Assistant Chief for Census Programs, was responsible for the overall planning, management, and coordination of the census of wholesale trade. Planning and implementation were under the direction of **John R. Trimble**, Chief, Wholesale Census Branch, with primary staff assistance by **Steven L. Barron**, **John L. Vignali**, **Gary E. Swenson**, **Scott P. Handmaker**, **Daniel C. Collier**, **Barbara A. Collier**, **Cary L. Fletcher**, **Dennis R. Johnson**, and **Karen K. Sigmon**.

Systems and procedures for mailout, receipt, correspondence, data input, industry classification, other clerical processing, administrative record processing, quality control, and the associated electronic computer programs, were developed in the Economic Planning and Coordination Division.

Mailout preparation and receipt operations, clerical and analytical review activities, data keying, and geocoding review were performed by the staff of the Data Preparation Division, **Judith N. Petty**, Chief.

Geographic coding procedures and associated computer programs were developed by the staff of the Geography Division.

The computer processing systems were developed and coordinated in the Economic Statistical Methods and Programming Division, **Charles P. Pautler, Jr.**, Chief. **H. Ray Dennis**, Assistant Chief for Business Programs, was responsible for the design and implementation of the computer systems. The computer programs were prepared under the supervision of **Steven G. McCraith**, Chief, Utilities and Financial Census Branch, and **William C. Wester**, Chief, Business Census Branch, assisted by **Dennis P. Kelly**, **Barbara L. Lambert**, **Josephine S. McLaughlin**, **William D. McClain**, **David Wang**, and **David L. Sipes**.

Computer processing was performed in the Computer Services Division, **Marvin D. Raines**, Chief.

The staff of the Administrative and Publications Services Division, **Walter C. Odom**, Chief, performed planning, design, composition, editorial review, and printing planning and procurement for publications and report forms. **Gladys Rea** provided publication coordination and editing.

Special acknowledgment is also due the many businesses whose cooperation has contributed to the publication of these data.

If you have any questions concerning the statistics in this report, call 301-457-2725.



**Economics and Statistics
Administration**

Everett M. Ehrlich, Under Secretary
for Economic Affairs



BUREAU OF THE CENSUS

Martha Farnsworth Riche, Director
Harry A. Scarr, Deputy Director

Paula J. Schneider, Principal Associate
Director for Programs

Thomas L. Mesenbourg, Acting Associate
Director for Economic Programs

Thomas L. Mesenbourg, Assistant Director
for Economic Programs

**ECONOMIC PLANNING AND COORDINATION
DIVISION**

John P. Govoni, Chief

SERVICES DIVISION

Carole A. Ambler, Chief

Introduction to the Economic Census

PURPOSES AND USES OF THE ECONOMIC CENSUS

The economic census is the major source of facts about the structure and functioning of the Nation's economy. It provides essential information for government, business, industry, and the general public.

The economic census furnishes an important part of the framework for such composite measures as the gross domestic product, input/output measures, production and price indexes, and other statistical series that measure short-term changes in economic conditions.

Policymaking agencies of the Federal Government use the data, especially in monitoring economic activity and providing assistance to business.

State and local governments use the data to assess business activities and tax bases within their jurisdictions and to develop programs to attract business.

Trade associations study trends in their own and competing industries and keep their members informed of market changes.

Individual businesses use the data to locate potential markets and to analyze their own production and sales performance relative to industry or area averages.

AUTHORITY AND SCOPE

Title 13 of the United States Code (sections 131, 191, and 224) directs the Census Bureau to take the economic census every 5 years, covering years ending in 2 and 7. The 1992 Economic Census consists of the following eight censuses:

- Census of Retail Trade
- Census of Wholesale Trade
- Census of Service Industries
- Census of Financial, Insurance, and Real Estate Industries
- Census of Transportation, Communications, and Utilities
- Census of Manufactures
- Census of Mineral Industries
- Census of Construction Industries

Special programs also cover enterprise statistics and minority-owned and women-owned businesses. (The 1992 Census of Agriculture and 1992 Census of Governments are conducted separately.) The next economic census is scheduled to be taken in 1998 covering the year 1997.

AVAILABILITY OF THE DATA

The results of the economic census are available in printed reports for sale by the U.S. Government Printing Office and on compact discs for sale by the Census Bureau. Order forms for all types of products are available on request from Customer Services, Bureau of the Census, Washington, DC 20233-8300. A more complete description of publications being issued from this census is on the inside back cover of this document.

Census facts are also widely disseminated by trade associations, business journals, and newspapers. Volumes containing census statistics are available in most major public and college libraries. Finally, State data centers in every State as well as business and industry data centers in many States also supply economic census statistics.

WHAT'S NEW IN 1992

The 1992 Economic Census covers more of the economy than any previous census. New for 1992 are data on communications, utilities, finance, insurance, and real estate, as well as coverage of more transportation industries. The economic, agriculture, and governments censuses now collectively cover nearly 98 percent of all economic activity.

Among other changes, new 1992 definitions affect the boundaries of about a third of all metropolitan areas. Also, the Survey of Women-Owned Businesses has now been expanded to include all corporations.

HISTORICAL INFORMATION

The economic census has been taken as an integrated program at 5-year intervals since 1967 and before that for 1963, 1958, and 1954. Prior to that time, the individual subcomponents of the economic census were taken separately at varying intervals.

The economic census traces its beginnings to the 1810 Decennial Census, when questions on manufacturing were included with those for population. Coverage of economic activities was expanded for 1840 and subsequent censuses to include mining and some commercial activities. In 1902, Congress established a permanent Census Bureau and directed that a census of manufactures be taken every 5 years. The 1905 Manufactures Census was the first time a census was taken apart from the regular every-10-year population census.

The first census of business was taken in 1930, covering 1929. Initially it covered retail and wholesale trade and construction industries, but it was broadened in 1933 to include some of the service trades.

The 1954 Economic Census was the first census to be fully integrated—providing comparable census data across economic sectors, using consistent time periods, concepts, definitions, classifications, and reporting units. It was the first census to be taken by mail, using lists of firms provided by the administrative records of other Federal agencies. Since 1963, administrative records also have been used to provide basic statistics for very small firms, reducing or eliminating the need to send them census questionnaires. The Enterprise Statistics Program, which publishes combined data from the economic census, was made possible with the implementation of the integrated census program in 1954.

The range of industries covered in the economic censuses has continued to expand. The census of construction industries began on a regular basis in 1967, and the scope of service industries was broadened in 1967, 1977, and 1987. The census of transportation began in 1963 as a set of surveys covering travel, transportation of commodities, and trucks, but expanded in 1987 to cover business establishments in several transportation industries. For 1992, these statistics are incorporated into a broadened census of transportation, communications, and utilities. Also new for 1992 is the census of financial, insurance, and real estate industries. This is part of a gradual expansion in coverage of industries previously subjected to government regulation.

The Survey of Minority-Owned Business Enterprises was first conducted as a special project in 1969 and was incorporated into the economic census in 1972 along with the Survey of Women-Owned Businesses.

An economic census has also been taken in Puerto Rico since 1909, in the Virgin Islands of the United States and Guam since 1958, and in the Commonwealth of the Northern Mariana Islands since 1982.

Statistical reports from the 1987 and earlier censuses provide historical figures for the study of long-term time series and are available in some large libraries. All of the census data published since 1967 are still available for sale on microfiche from the Census Bureau.

AVAILABILITY OF MORE FREQUENT ECONOMIC DATA

While the census provides complete enumerations every 5 years, there are many needs for more frequent data as well. The Census Bureau conducts a number of monthly, quarterly, and annual surveys, with the results appearing in publication series such as Current Business Reports (retail and wholesale trade and service industries), the Annual Survey of Manufactures, Current Industrial Reports, and the Quarterly Financial Report. Most of these surveys, while providing more frequent observations, yield less kind-of-business and geographic detail than the census. The County Business Patterns program offers annual statistics on the number of establishments, employment, and payroll classified by industry within each county.

SOURCES FOR MORE INFORMATION

More information about the scope, coverage, classification system, data items, and publications for each of the economic censuses and related surveys is published in the *Guide to the 1992 Economic Census and Related Statistics*. More information on the methodology, procedures, and history of the census will be published in the *History of the 1992 Economic Census*. Contact Customer Services for information on availability.

Census of Wholesale Trade

GENERAL

The 1992 Census of Wholesale Trade, part of the 1992 Economic Census, covered wholesale trade as defined in the *Standard Industrial Classification Manual: 1987*¹ (SIC). It included all establishments with one or more paid employees primarily engaged in selling merchandise to retailers; other wholesalers; or industrial, commercial, institutional, farm, or professional users. Companies selling products to which they have title, as well as those acting as agents or brokers in buying or selling merchandise to others, are included. The census excluded governmental organizations classified in the covered industries except for wholesale liquor establishments operated by State and local governments.

The basic tabulations in this report do not include data for establishments which are "auxiliary" (primary function is providing a service, such as warehouses) to other establishments within the same organization. Data for auxiliaries are presented in a subsequent report issued as part of the 1992 Enterprise Statistics reports.

Wholesale firms without employees are excluded from the census. In the census of retail trade, the sales of firms with no paid employees are derived from administrative records of other Federal agencies rather than from a direct canvass. These sources proved impractical for wholesale firms without paid employees. In the census of wholesale trade, the sales value is the gross volume of business conducted. Firms which operated wholly or partly on a commission basis must provide both the gross volume of business conducted and commission receipts on census forms. Agents and brokers do not report to other Federal agencies the gross selling value of goods. Moreover, administrative records make no distinction between commission receipts and sales of products by wholesalers.

Appendix A gives a more detailed explanation of census coverage and methodology.

CENSUS DISCLOSURE RULES

In accordance with Federal law governing census reports, no data are published that would disclose the operations of an individual establishment or business. However, the number of establishments in a kind-of-business

classification is not considered a disclosure, therefore, this information may be released even though other information is withheld.

GEOGRAPHIC AREAS COVERED

This report series presents data for the following areas:

1. The United States as a whole.
2. Each State and the District of Columbia
3. Each consolidated metropolitan statistical area (CMSA) and primary metropolitan statistical area (PMSA) defined by the Office of Management and Budget (OMB) as of June 30, 1993. A CMSA is an area used to facilitate the presentation and analysis of data for large concentrations of metropolitan populations. It includes two or more contiguous PMSA's which have a population of at least 1,000,000² and which meet specific criteria of urban character and of social and economic integration.
4. Each metropolitan statistical area (MSA) defined by the OMB as of June 30, 1993. An MSA is an integrated economic and social unit with a population nucleus of at least 50,000 inhabitants.² Each MSA consists of one or more counties meeting standards of metropolitan character; in New England, cities and towns rather than counties are the component geographic units.
5. The area within the State outside metropolitan areas (MA's).
6. Each county or county equivalent.³ Counties are the primary divisions of States, except in Louisiana where they are called parishes and in Alaska where they are called boroughs and census areas. Maryland, Missouri, Nevada, and Virginia have one place or more that is independent of any county organization and constitutes primary divisions of their States. These places are treated as counties and as places.
7. Each consolidated city.³ Consolidated cities are consolidated governments which consists of separately incorporated municipalities.
8. Each municipality of 2,500 inhabitants or more incorporated as a city, borough, village, or town.^{2 3}

¹*Standard Industrial Classification Manual: 1987*. For sale by Superintendent of Documents, U.S. Government Printing Office, Washington, DC 20402. Stock No. 041-001-00314-2.

²According to 1990 Census of Population or subsequent special census.

³Those defined as of January 1, 1992.

For the economic census, boroughs and census areas in Alaska, and boroughs in New York, are not included in this category.

9. Special economic urban areas (SEUA's), which include townships in Michigan, New Jersey, and Pennsylvania and towns in New York, Wisconsin, and the six New England States with 10,000 inhabitants or more.⁴

DOLLAR VALUES

All dollar values presented in this report are expressed in current dollars, i.e., 1992 data are expressed in 1992 dollars and 1987 data in 1987 dollars. Consequently, when making comparisons to prior years, users of the data should consider the inflation that has occurred

RELIABILITY OF DATA

All data compiled in this report originated from either census questionnaires or administrative records of other Federal agencies and, therefore, are not subject to sampling errors. However, the data are subject to nonsampling errors. Nonsampling errors can be attributed to many sources: inability to identify all cases in the actual universe; definition and classification difficulties; differences in the interpretation of questions; errors in recording or coding the data obtained; and other errors of collection, response, coverage, and estimation for missing or misreported data.

The accuracy of these tabulated data is determined by the joint effects of the various nonsampling errors. No direct measurement of these effects has been obtained except for estimation for missing or misreported data; however, precautionary steps were taken in all phases of the collection, processing, and tabulation of the data in an effort to minimize the effects of nonsampling errors.

The Census Bureau obtains on computer tape limited information extracted from administrative records of other Federal agencies. This information is used in conjunction with other information available to the Census Bureau to develop estimates for nonemployers, small employers, and other establishments for which responses were not received in time for publication. For an indication of the extent that data included in these reports were obtained from the administrative records of other Federal agencies and from estimation, rather than reports directly from respondents, see appendix E. Also, see appendix A for a more detailed explanation of census coverage and methodology.

SPECIAL TABULATIONS

Special tabulations of data collected in the 1992 Census of Wholesale Trade may be obtained, depending on availability of time and personnel, on diskette, computer tape,

⁴According to 1990 Census of Population or subsequent special census.

or in tabular form. The data will be in summary form and subject to the same rules prohibiting disclosure of confidential information (including name, address, kind of business, or other data for individual business establishments or companies) as are the regular publications.

Special tabulations are prepared on a cost basis. A request for a cost estimate, as well as exact specifications on the type and format of the data to be provided, should be directed to the Chief, Services Division, Bureau of the Census, Washington, DC 20233.

To discuss a special tabulation before submitting specifications, call 1-800-541-8345.

ABBREVIATIONS AND SYMBOLS

The following abbreviations and symbols are used in this publication:

| | |
|--------|---|
| – | Represents zero. |
| (D) | Withheld to avoid disclosing data for individual companies; data are included in broader kind-of-business totals. |
| (IC) | Independent city. |
| (NA) | Not available. |
| (NC) | Not comparable. |
| (X) | Not applicable. |
| CMSA | Consolidated metropolitan statistical area. |
| MA | Metropolitan area. |
| MSA | Metropolitan statistical area. |
| n.e.c. | Not elsewhere classified. |
| PMSA | Primary metropolitan statistical area. |
| pt. | Part. |
| r | Revised. |
| SEUA | Standard economic urban area. |
| SIC | Standard Industrial Classification. |

The following symbols are used in this publication to show employment size ranges for employment data that has been withheld to avoid disclosing data for individual companies (employment size range codes are provided for the first time in the 1992 Economic Census):

| Symbol | Employment size |
|--------|-----------------|
| AA | 0—19 |
| BB | 20—99 |
| CC | 100—249 |
| EE | 250—499 |
| FF | 500—999 |
| GG | 1,000—2,499 |
| HH | 2,500—4,999 |
| II | 5,000—9,999 |
| JJ | 10,000—24,999 |
| KK | 25,000—49,999 |
| LL | 50,000—99,999 |
| MM | 100,000 or more |

Users' Guide for Locating Statistics in This Report by Table Number

| Information shown in tables | Table | | | | | | | | | |
|--|-------|---|---|----------------|----------------|----------------|----------------|----------------|----------------|----|
| | 1 | 2 | 3 | 4 | 5 | 6 | 7 | 8 | 9 | 10 |
| GEOGRAPHIC AREAS | | | | | | | | | | |
| The State | X | X | X | | | | | | X | X |
| Metropolitan Areas (MA's) in the State..... | | | | | | | X | | | |
| Area of the State not in any MA | | | | | | | | X | | |
| Counties in the State | | | | X | | | | | | X |
| Places in the State | | | | ² X | ¹ X | ¹ X | | | ² X | |
| DATA ITEMS³ | | | | | | | | | | |
| Establishments..... | X | | X | ⁴ X | ⁴ X | ⁴ X | ⁴ X | ⁴ X | | |
| Sales | X | | X | ⁴ X | ⁴ X | ⁴ X | ⁴ X | ⁴ X | X | X |
| Annual payroll | X | | X | ⁴ X | ⁴ X | ⁴ X | ⁴ X | ⁴ X | | |
| First-quarter payroll..... | X | | | | | | | | | |
| Paid employees for pay period including March 12, 1992 | X | | X | ⁵ X | ⁵ X | ⁵ X | ⁵ X | ⁵ X | | |
| Inventories | X | | | | | | | | | |
| Operating expenses | X | | | | | | | | | |
| Sales per establishment..... | | X | | | | | | | | |
| Sales per employee | | X | | | | | | | | |
| Annual payroll per employee..... | | X | | | | | | | | |
| Annual payroll as a percent of operating expenses..... | | X | | | | | | | | |
| Employees per establishment..... | | X | | | | | | | | |
| Operating expenses as a percent of sales | | X | | | | | | | | |
| End-of-year inventories as a percent of sales.... | | X | | | | | | | | |
| 1987 to 1992 comparative statistics (sales, payroll, etc.)..... | | | X | | | | | | | |
| Counties ranked by volume of sales | | | | | | | | | | X |
| Places ranked by volume of sales..... | | | | | | | | | ² X | |

¹Includes areas with 200 wholesale establishments or more.

²Includes places with 2,500 inhabitants or more, according to the 1990 Census of Population.

³See Explanation of Terms, appendix A.

⁴Manufacturers' sales branches and offices, and agents, brokers, and commission merchants are combined and displayed as "other types of operation."

⁵Presented for total and merchant wholesalers only.

Users' Guide for Locating Statistics in the 1992 Census of Wholesale Trade Reports

| Report and geographic area | Information shown in reports by kind of business or industry category | | | | | | | | | | |
|---|---|-----------------|-------------------|---------------------|-----------------------|------------------------------|--------------------------------|---|----------------------------|---------------------------------------|-----------------|
| | Number of establishments | Sales (\$1,000) | Payroll (\$1,000) | Number of employees | Inventories (\$1,000) | Operating expenses (\$1,000) | Commodity line sales (\$1,000) | Sales size and employment size ¹ | Legal form of organization | Petroleum bulk stations and terminals | Selected topics |
| GEOGRAPHIC AREA SERIES | | | | | | | | | | | |
| United States | X | X | X | X | X | X | X | | | | |
| State | X | X | X | X | X | X | X | | | | |
| MA | X | X | X | X | X | | | | | | |
| County | X | X | X | X | X | | | | | | |
| Place | X | X | X | X | X | | | | | | |
| ESTABLISHMENT AND FIRM SIZE (INCLUDING LEGAL FORM OF ORGANIZATION) | | | | | | | | | | | |
| United States | X | X | ² X | ² X | ² X | ² X | | X | X | | |
| MEASURES OF VALUE PRODUCED, CAPITAL EXPENDITURES, DEPRECIABLE ASSETS, AND OPERATING EXPENSES | | | | | | | | | | | |
| United States ² | | X | X | | X | X | | | X | | ³ X |
| COMMODITY LINE SALES | | | | | | | | | | | |
| United States | X | X | | | | | X | | | | |
| State ⁴ | X | X | | | | | X | | | | |
| MA ⁴ | X | X | | | | | X | | | | |
| MISCELLANEOUS SUBJECTS | | | | | | | | | | | |
| United States | X | X | X | X | X | X | | | | X | ⁵ X |
| State | | | | | X | X | | | | X | |
| County | | | | | X | X | | | | X | |

¹Establishments and firms.

²Merchant wholesalers only.

³Value produced, capital expenditures, depreciable assets, and selected operating expenses detail.

⁴Available on CD ROM only.

⁵Class of customer; employment by principal activity; detailed type of operation; inventory detail; commissions of agents and brokers; and gross margins, gross profits, and their components of merchant wholesalers.

Contents

Kentucky

[Page numbers listed here omit the prefix that appears as part of the number of each page]

| | Page |
|--|------|
| Introduction to the Economic Census | III |
| Census of Wholesale Trade | V |
| Users' Guide for Locating Statistics in This Report by Table Number | VII |
| Users' Guide for Locating Statistics in the 1992 Census of Wholesale Trade Reports ... | VIII |
| Summary of Findings | 2 |

FIGURES

| | |
|---|---|
| 1. Percent of Wholesale Sales by Type of Operation: 1992 and 1987 | 3 |
| 2. Wholesale Sales by Industry Group: 1992 and 1987 | 4 |
| 3. Wholesale Employment by Industry Group: 1992 and 1987 | 5 |
| Maps | 6 |

TABLES

| | |
|---|----|
| 1. Summary Statistics for the State: 1992 | 7 |
| 2. Selected Ratios for the State: 1992 | 11 |
| 3. Comparative Statistics for the State: 1992 and 1987 | 14 |
| 4. Summary Statistics for Counties and for Places With 2,500 Inhabitants or More: 1992 | 17 |
| 5. Summary Statistics for Places With 200 Establishments or More: 1992 | 22 |
| 6. Summary Statistics for Counties With 200 Establishments or More: 1992 | 24 |
| 7. Summary Statistics for Metropolitan Areas: 1992 | 27 |
| 8. Summary Statistics for the Area Outside Metropolitan Areas: 1992 | 36 |
| 9. Places With 2,500 Inhabitants or More Ranked by Volume of Sales: 1992 | 37 |
| 10. Counties Ranked by Volume of Sales: 1992 | 38 |

APPENDIXES

| | |
|--|-----|
| A. General Explanation | A-1 |
| B. Sample Report Form and Instructions | B-1 |
| C. Kind-of-Business Titles and Reporting-Form Numbers | C-1 |
| D. Metropolitan Areas | D-1 |
| E. Percent of Sales Data Based on Administrative Records and Estimation for the State: 1992 | E-1 |
| F. Geographic Notes | F-1 |
| G. Establishments in Business Any Time During Year and Establishments in Business at End of Year for the State: 1992 and 1987 | G-1 |

Publication Program Inside back cover

Summary of Findings

Kentucky had 5,931 wholesale establishments in 1992 with \$31.6 billion in sales. This represents a 5.0 percent increase in wholesale establishments and a 29.1 percent increase in sales over 1987 according to the 1992 Census of Wholesale Trade conducted by the Bureau of the Census, U.S. Department of Commerce.

Merchant wholesalers accounted for 85.7 percent or 5,081 of the total establishments and 57.4 percent or \$18.1 billion of the total sales in 1992 compared with 85.4 percent of the establishments and 55.5 percent of the sales in 1987. Manufacturers' sales branches and offices with 367 establishments and \$10.2 billion in sales and agents, brokers, and commission merchants with 483 establishments and \$3.2 billion in sales made up the rest of the wholesale trade total in 1992.

Tobacco and tobacco products wholesalers were the largest group of wholesalers by kind of business in terms of sales with \$3.8 billion followed by petroleum bulk stations and terminals with \$2.6 billion and general-line groceries wholesalers with \$1.4 billion. Out of 69 kind of business groups, these three accounted for 25.0 percent of the total sales in the State.

Annual payroll for all wholesalers in the State was up from \$1.2 billion in 1987 to \$1.7 billion in 1992. Merchant wholesalers had annual payroll of \$1.3 billion in 1992 while manufacturers' sales branches and offices recorded \$365.1 million and agents, brokers, and commission merchants had \$63.3 million.

Employment by all wholesalers in Kentucky as of mid-March 1992 was 70,250, an increase of 10.4 percent since 1987. Merchant wholesalers with 56,231 employees accounted for 80.0 percent of the total wholesale employment in 1992 compared with 83.4 percent in 1987.

Inventories of \$2.3 billion were held at wholesale establishments in the State at the end of 1992. Merchant wholesalers held 80.4 percent of these inventories while manufacturers' sales branches and sales offices held 19.5 percent and agent, brokers, and commission merchants held .1 percent. Inventories of all wholesalers decreased during 1992 by 1.4 percent while those of merchant wholesalers increased .6 percent.

Payroll per employee in the State averaged \$24.2 thousand for all wholesalers in 1992, an increase of 24.2 percent since 1987. Merchant wholesalers averaged \$22.6 thousand per employee while manufacturers' sales branches and offices was \$35.6 thousand and agents, brokers, and commission merchants were \$16.8 thousand in 1992.

Annual payroll as a percent of operating expenses for all wholesalers decreased from 48.8 percent in 1987 to 47.9 percent in 1992. The ratio for merchant wholesalers was 48.9 percent; for manufacturers' sales branches and offices it was 44.7 percent; and for agents, brokers and commission merchants it was 47.6 percent.

Figure 1. **Percent of Wholesale Sales by Type of Operation: 1992 and 1987**
(Percents may not add to 100 because of rounding. For meaning of abbreviations and symbols, see introductory text)

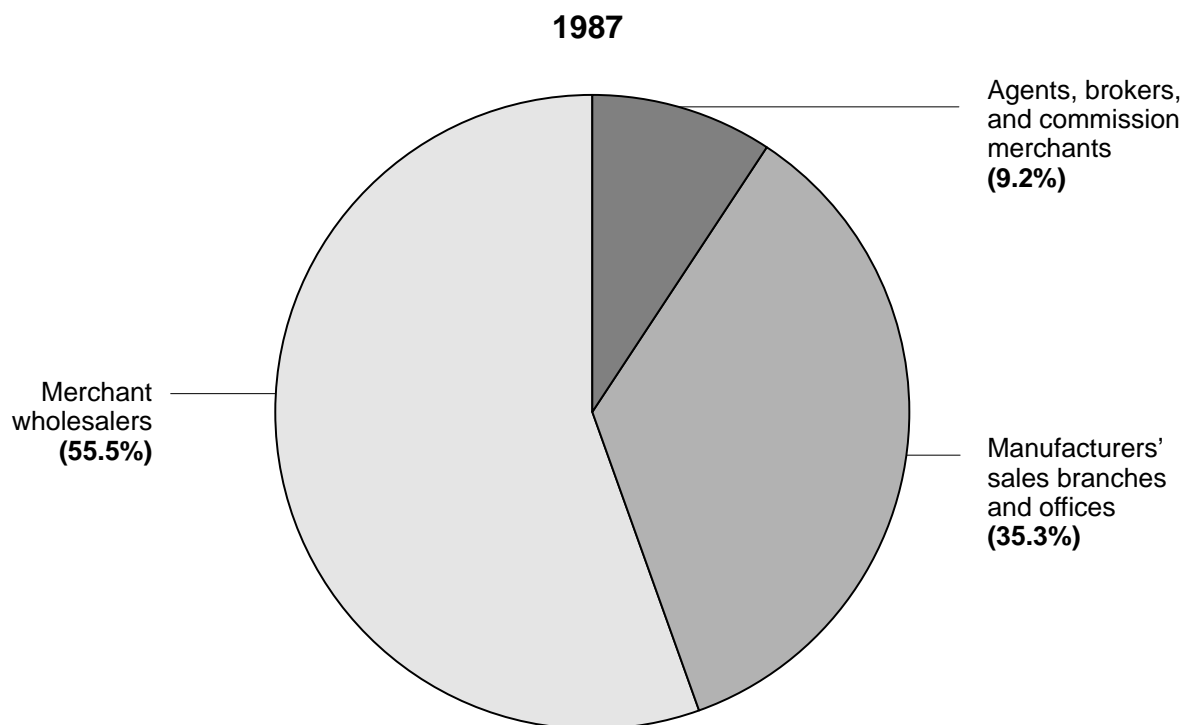
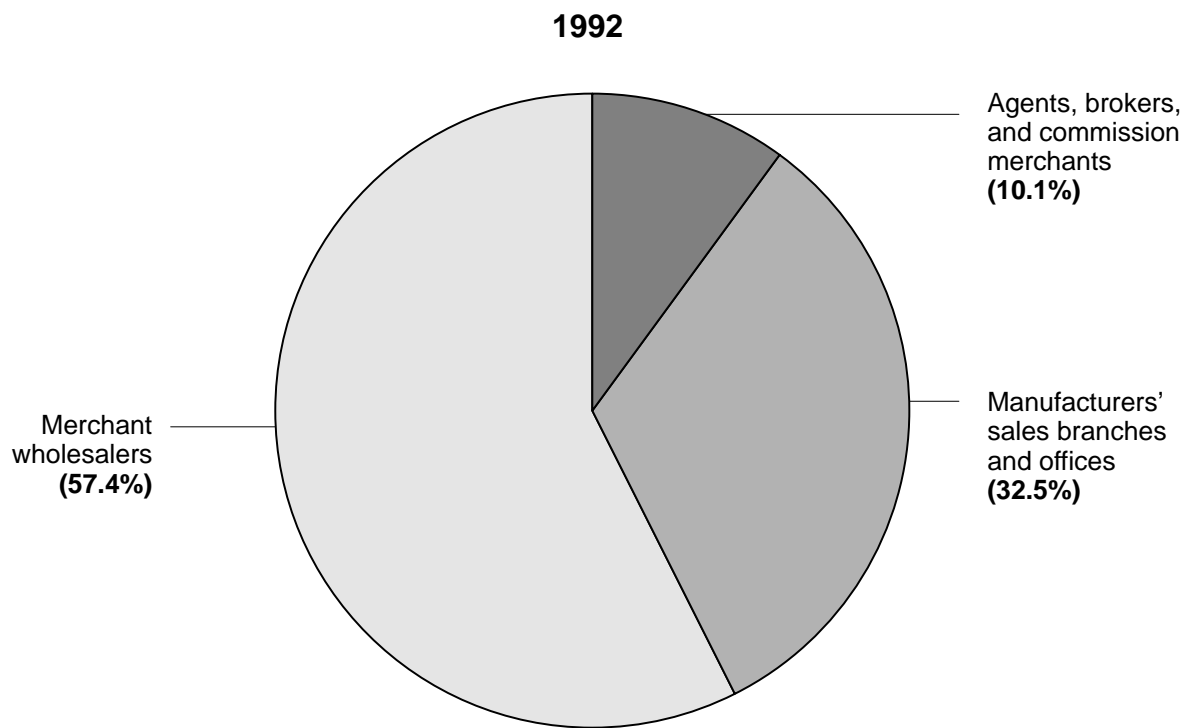




Figure 2. **Wholesale Sales by Industry Group: 1992 and 1987**
(Millions of dollars. For meaning of abbreviations and symbols, see introductory text)

1992 
1987 

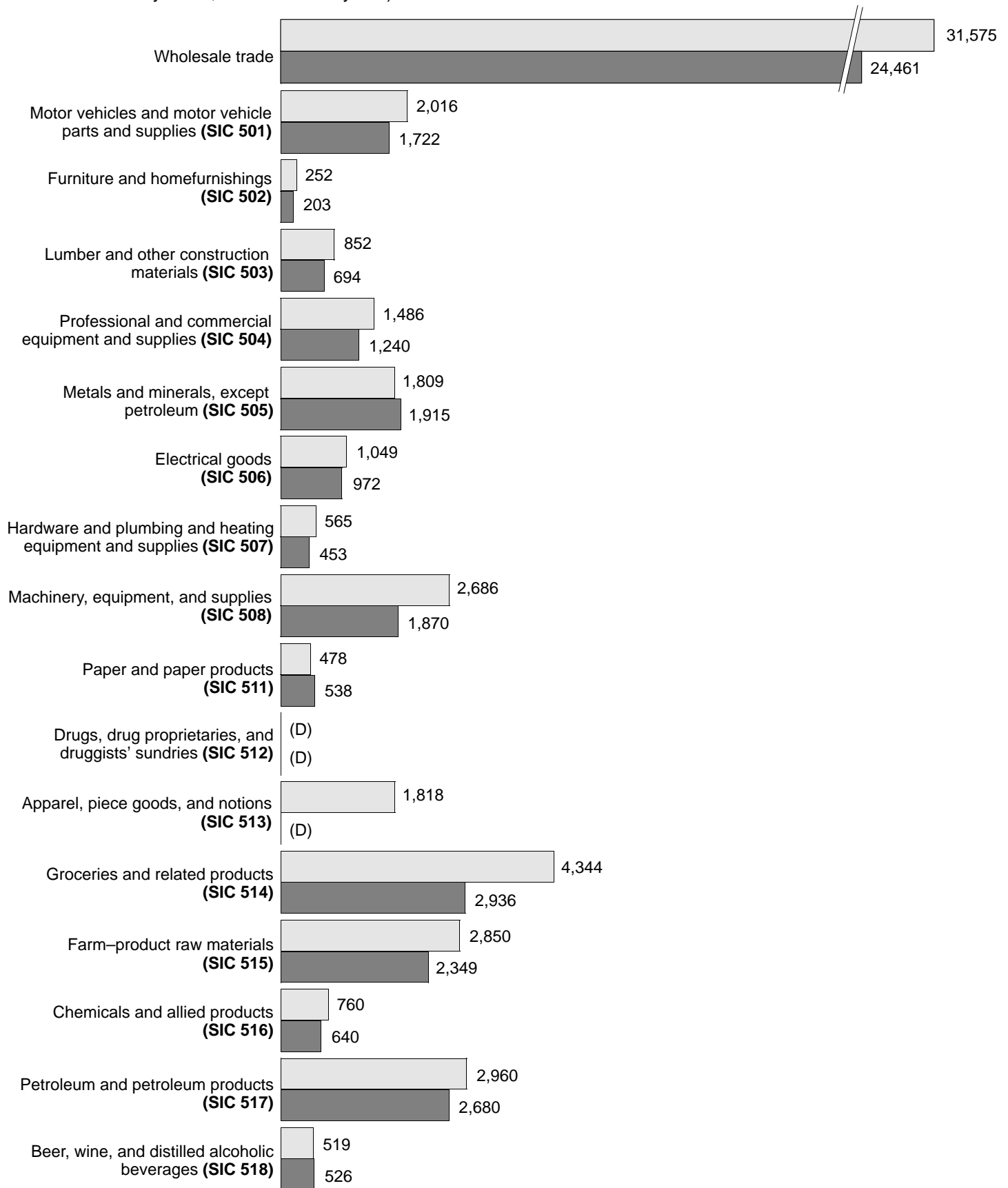



Figure 3. **Wholesale Employment by Industry Group: 1992 and 1987**
 (Number. For meaning of abbreviations and symbols, see introductory text)

1992 
 1987 

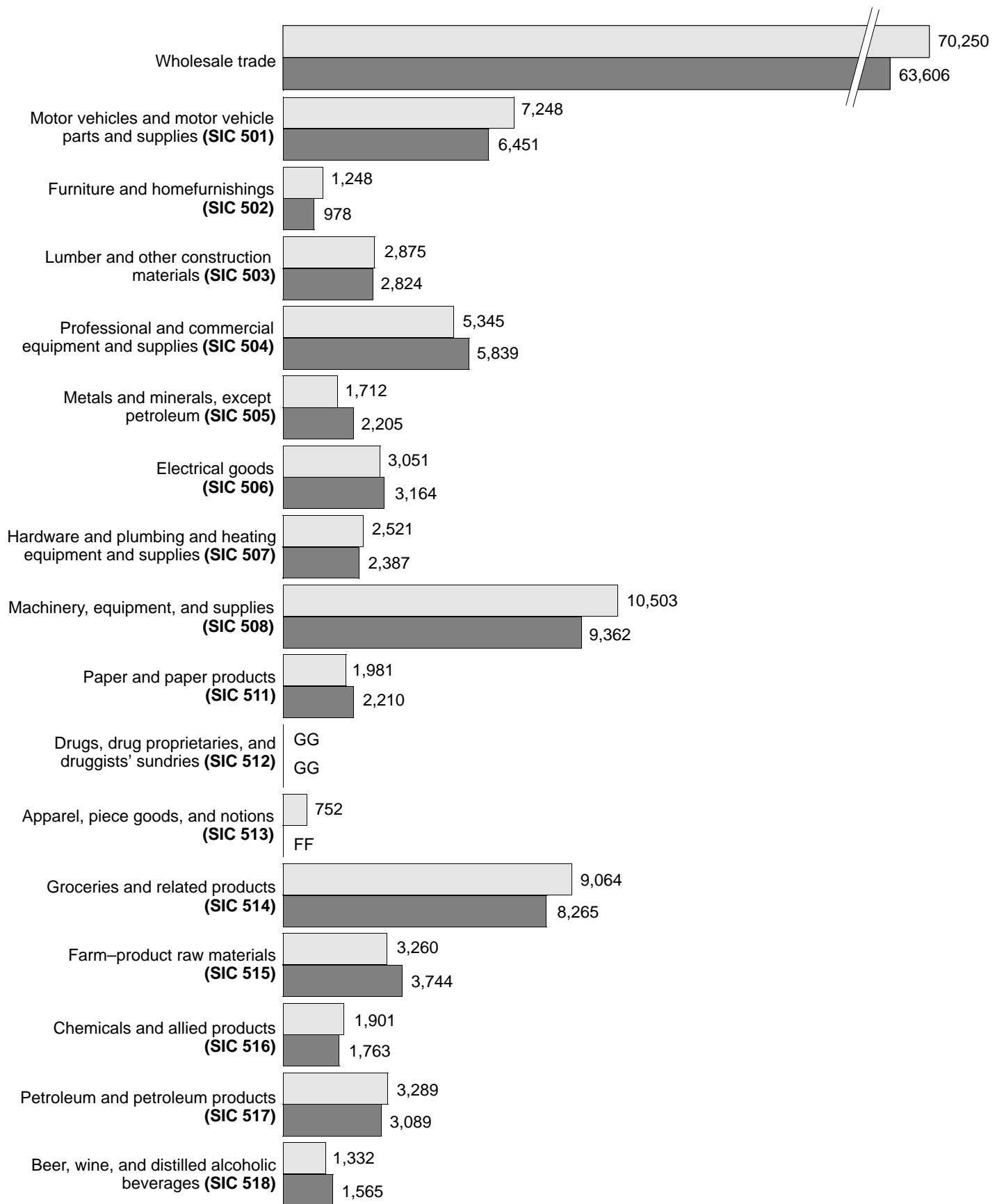




Table 1. Summary Statistics for the State: 1992

[For meaning of abbreviations and symbols, see introductory text. For explanation of terms and comparability of 1987 and 1992 censuses, see appendix A]

| SIC code | Type of operation and kind of business | Estab-lish-ments (number) | Sales (\$1,000) | Annual payroll (\$1,000) | First-quarter payroll (\$1,000) | Paid employees for pay period including March 12 (number) | Operating expenses (\$1,000) | End-of-1991 inventories (\$1,000) | End-of-1992 inventories (\$1,000) |
|-----------|---|---------------------------|-------------------|--------------------------|---------------------------------|---|------------------------------|-----------------------------------|-----------------------------------|
| | Wholesale trade ----- | 5 931 | 31 574 538 | 1 701 150 | 408 741 | 70 250 | 3 550 893 | 2 367 732 | 2 335 691 |
| | TYPES OF OPERATION | | | | | | | | |
| | Merchant wholesalers ----- | 5 081 | 18 122 610 | 1 272 758 | 305 642 | 56 231 | 2 601 244 | 1 867 345 | 1 877 805 |
| | Wholesale distributors and jobbers ----- | 4 933 | 16 743 462 | 1 225 986 | 293 590 | 54 342 | 2 481 997 | 1 619 782 | 1 634 138 |
| | Importers ----- | 52 | 362 250 | 23 442 | 5 963 | 721 | 50 625 | 41 579 | 45 842 |
| | Exporters ----- | 37 | 310 194 | 11 118 | 3 013 | 583 | 30 086 | 38 001 | 36 181 |
| | Terminal grain elevators ----- | 2 | (D) | (D) | (D) | AA | (D) | (D) | (D) |
| | Country grain elevators ----- | 26 | (D) | (D) | (D) | EE | (D) | (D) | (D) |
| | Assemblers of farm products, except country grain elevators ----- | 31 | 483 595 | 6 353 | 1 726 | 295 | 24 081 | 143 206 | 137 016 |
| | Manufacturers' sales branches and sales offices ----- | 367 | 10 249 859 | 365 069 | 87 313 | 10 247 | 816 727 | 497 393 | 454 890 |
| | Sales branches (with stock) ----- | 247 | 4 229 099 | 223 795 | 51 635 | 6 148 | 540 830 | 497 393 | 454 890 |
| | Sales offices (without stock) ----- | 120 | 6 020 760 | 141 274 | 35 678 | 4 099 | 275 897 | - | - |
| | Agents, brokers, and commission merchants ---- | 483 | 3 202 069 | 63 323 | 15 786 | 3 772 | 132 922 | 2 994 | 2 996 |
| | Auction companies ----- | 78 | 902 174 | 11 698 | 3 334 | 1 508 | 31 461 | 179 | 280 |
| | Brokers ----- | 87 | 782 223 | 14 715 | 3 671 | 670 | 27 349 | 805 | 554 |
| | Commission merchants ----- | 88 | 542 112 | 9 104 | 2 597 | 711 | 19 107 | 512 | 787 |
| | Import agents ----- | 1 | (D) | (D) | (D) | AA | (D) | (D) | (D) |
| | Export agents ----- | 10 | (D) | (D) | (D) | BB | (D) | (D) | (D) |
| | Manufacturers' agents ----- | 219 | 810 511 | 27 180 | 5 844 | 785 | 51 195 | 1 496 | 1 373 |
| | TYPES OF OPERATION BY KIND OF BUSINESS | | | | | | | | |
| | Wholesale trade ----- | 5 931 | 31 574 538 | 1 701 150 | 408 741 | 70 250 | 3 550 893 | 2 367 732 | 2 335 691 |
| 50 | Durable goods ----- | 3 667 | 11 250 621 | 946 435 | 227 036 | 36 953 | 1 811 685 | 1 327 273 | 1 332 155 |
| 501 | Motor vehicles and motor vehicle parts and supplies ----- | 735 | 2 015 793 | 149 317 | 35 275 | 7 248 | 293 018 | 256 395 | 246 259 |
| 5012 | Automobiles and other motor vehicles ----- | 123 | 822 202 | 38 689 | 9 132 | 1 824 | 73 151 | 76 451 | 74 912 |
| 5013 | Motor vehicle supplies and new parts ----- | 406 | 789 309 | 76 045 | 17 918 | 3 896 | 152 138 | 129 944 | 117 693 |
| 5014 | Tires and tubes ----- | 67 | 333 831 | 23 982 | 5 597 | 849 | 42 820 | 40 034 | 44 149 |
| 5015 | Motor vehicle parts, used ----- | 139 | 70 451 | 10 601 | 2 628 | 679 | 24 909 | 9 966 | 9 505 |
| 502 | Furniture and homefurnishings ----- | 122 | 252 154 | 28 542 | 6 882 | 1 248 | 52 272 | 23 427 | 21 809 |
| 5021 | Furniture ----- | 59 | 147 921 | 16 792 | 4 187 | 690 | 28 864 | 12 168 | 10 039 |
| 5023 | Homefurnishings ----- | 63 | 104 233 | 11 750 | 2 695 | 558 | 23 408 | 11 259 | 11 770 |
| 503 | Lumber and other construction materials ----- | 260 | 852 094 | 65 438 | 15 642 | 2 875 | 136 796 | 71 112 | 75 270 |
| 5031 | Lumber, plywood, millwork, and wood panels ----- | 132 | 553 330 | 39 588 | 9 275 | 1 733 | 79 961 | 47 715 | 51 258 |
| 5032 | Brick, stone, and related construction materials ----- | 47 | 114 176 | 7 686 | 1 947 | 341 | 19 041 | 8 621 | 8 183 |
| 5033 | Roofing, siding, and insulation materials ----- | 24 | 95 128 | 7 548 | 1 772 | 283 | 15 535 | 7 618 | 8 540 |
| 5039 | Construction materials, n.e.c. ----- | 57 | 89 460 | 10 616 | 2 648 | 518 | 22 259 | 7 158 | 7 289 |
| 504 | Professional and commercial equipment and supplies ---- | 452 | 1 486 149 | 157 756 | 38 981 | 5 345 | 289 431 | 82 579 | 87 933 |
| 5043 | Photographic equipment and supplies ----- | 7 | (D) | (D) | (D) | CC | (D) | (D) | (D) |
| 5044 | Office equipment ----- | 109 | 166 929 | 35 748 | 8 472 | 1 328 | 62 795 | 14 543 | 14 300 |
| 5045 | Computers and computer peripheral equipment and software ----- | 134 | 342 365 | 62 629 | 16 383 | 1 684 | 110 718 | 16 061 | 18 441 |
| 5046 | Commercial equipment, n.e.c. ----- | 37 | (D) | (D) | (D) | EE | (D) | (D) | (D) |
| 5047 | Medical, dental, and hospital equipment and supplies --- | 115 | 345 887 | 33 346 | 7 854 | 1 187 | 62 962 | 26 883 | 29 730 |
| 5048 | Ophthalmic goods ----- | 17 | 45 700 | 5 973 | 1 555 | 294 | 11 994 | 2 929 | 4 685 |
| 5049 | Professional equipment and supplies, n.e.c. ----- | 33 | (D) | (D) | (D) | EE | (D) | (D) | (D) |
| 505 | Metals and minerals, except petroleum ----- | 171 | 1 808 769 | 49 563 | 12 083 | 1 712 | 114 114 | 84 969 | 89 788 |
| 5051 | Metals service centers and offices ----- | 98 | 1 305 018 | 37 050 | 8 569 | 1 336 | 84 210 | 72 996 | 74 126 |
| 5052 | Coal and other minerals and ores ----- | 73 | 503 751 | 12 513 | 3 514 | 376 | 29 904 | 11 973 | 15 662 |
| 506 | Electrical goods ----- | 353 | 1 048 864 | 80 850 | 19 981 | 3 051 | 152 588 | 95 892 | 101 761 |
| 5063 | Electrical apparatus and equipment, wiring supplies, and construction materials ----- | 215 | 762 330 | 57 638 | 14 261 | 2 092 | 105 343 | 80 013 | 83 188 |
| 5064 | Electrical appliances, television and radio sets ----- | 31 | 152 336 | 5 911 | 1 441 | 262 | 14 967 | 5 962 | 6 096 |
| 5065 | Electronic parts and equipment, n.e.c. ----- | 107 | 134 198 | 17 301 | 4 279 | 697 | 32 278 | 9 917 | 12 477 |
| 507 | Hardware, and plumbing and heating equipment and supplies ----- | 283 | 565 318 | 65 318 | 14 672 | 2 521 | 122 860 | 92 623 | 92 305 |
| 5072 | Hardware ----- | 74 | (D) | (D) | (D) | FF | (D) | (D) | (D) |
| 5074 | Plumbing and heating equipment and supplies (hydronics) ----- | 109 | 224 790 | 21 381 | 4 728 | 953 | 41 538 | 39 870 | 39 825 |
| 5075 | Warm air heating and air-conditioning equipment and supplies ----- | 80 | 181 682 | 22 599 | 5 399 | 774 | 42 413 | 26 674 | 26 445 |
| 5078 | Refrigeration equipment and supplies ----- | 20 | (D) | (D) | (D) | CC | (D) | (D) | (D) |
| 508 | Machinery, equipment, and supplies ----- | 993 | 2 686 099 | 301 987 | 72 872 | 10 503 | 541 012 | 576 839 | 569 826 |
| 5082 | Construction and mining (except petroleum) machinery and equipment ----- | 158 | 691 534 | 82 402 | 20 316 | 2 477 | 141 519 | 203 527 | 203 570 |
| 5083 | Farm and garden machinery and equipment ----- | 193 | 315 017 | 26 566 | 6 183 | 1 522 | 53 520 | 92 965 | 86 939 |
| 5084 | Industrial machinery and equipment ----- | 314 | 885 296 | 114 418 | 27 835 | 3 437 | 198 687 | 198 836 | 198 194 |
| 5085 | Industrial supplies ----- | 209 | 524 562 | 55 454 | 12 969 | 1 914 | 104 508 | 50 084 | 49 429 |
| 5087 | Service establishment equipment and supplies ----- | 102 | 224 618 | 20 606 | 4 874 | 1 020 | 36 739 | 27 019 | 27 645 |
| 5088 | Transportation equipment and supplies, except motor vehicles ----- | 17 | 45 072 | 2 541 | 695 | 133 | 6 039 | 4 408 | 4 049 |
| 509 | Miscellaneous durable goods ----- | 298 | 535 381 | 47 664 | 10 648 | 2 540 | 109 594 | 43 437 | 47 204 |
| 5091 | Sporting and recreational goods and supplies ----- | 61 | 116 361 | 10 091 | 2 338 | 546 | 23 706 | 14 495 | 15 011 |
| 5092 | Toys and hobby goods and supplies ----- | 9 | 5 282 | 744 | 176 | 54 | 1 772 | 696 | 699 |
| 5093 | Scrap and waste materials ----- | 120 | 202 147 | 21 844 | 4 795 | 1 147 | 54 952 | 12 687 | 12 248 |
| 5094 | Jewelry, watches, precious stones, and precious metals - | 31 | 44 160 | 3 175 | 766 | 158 | 6 816 | 5 330 | 5 498 |
| 5099 | Durable goods, n.e.c. ----- | 77 | 167 431 | 11 810 | 2 573 | 545 | 22 348 | 10 229 | 13 748 |

Table 1. Summary Statistics for the State: 1992 —Con.

[For meaning of abbreviations and symbols, see introductory text. For explanation of terms and comparability of 1987 and 1992 censuses, see appendix A]

| SIC code | Type of operation and kind of business | Establishments (number) | Sales (\$1,000) | Annual payroll (\$1,000) | First-quarter payroll (\$1,000) | Paid employees for pay period including March 12 (number) | Operating expenses (\$1,000) | End-of-1991 inventories (\$1,000) | End-of-1992 inventories (\$1,000) |
|--|--|-------------------------|-------------------|--------------------------|---------------------------------|---|------------------------------|-----------------------------------|-----------------------------------|
| TYPES OF OPERATION BY KIND OF BUSINESS — Con. | | | | | | | | | |
| Wholesale trade — Con. | | | | | | | | | |
| 51 | Nondurable goods | 2 264 | 20 323 917 | 754 715 | 181 705 | 33 297 | 1 739 208 | 1 040 459 | 1 003 536 |
| 511 | Paper and paper products | 192 | 478 064 | 46 264 | 11 055 | 1 981 | 89 902 | 44 462 | 42 142 |
| 5111 | Printing and writing paper | 25 | 173 543 | 12 089 | 2 908 | 373 | 25 954 | 25 692 | 23 622 |
| 5112 | Stationery and office supplies | 131 | 173 508 | 21 532 | 4 999 | 1 187 | 41 514 | 11 316 | 10 835 |
| 5113 | Industrial and personal service paper | 36 | 131 013 | 12 643 | 3 148 | 421 | 22 434 | 7 454 | 7 685 |
| 512 | Drugs, drug proprietaries, and druggists' sundries | 57 | (D) | (D) | (D) | GG | (D) | (D) | (D) |
| 5122 | Drugs, drug proprietaries, and druggists' sundries | 57 | (D) | (D) | (D) | GG | (D) | (D) | (D) |
| 513 | Apparel, piece goods, and notions | 65 | 1 818 315 | 20 077 | 5 080 | 752 | 69 903 | 22 411 | 32 667 |
| 5131 | Piece goods, notions, and other dry goods | 16 | (D) | (D) | (D) | CC | (D) | (D) | (D) |
| 5136 | Men's and boys' clothing and furnishings | 24 | (D) | (D) | (D) | EE | (D) | (D) | (D) |
| 5137 | Women's, children's, and infants' clothing and accessories | 19 | (D) | (D) | (D) | EE | (D) | (D) | (D) |
| 5139 | Footwear | 6 | (D) | (D) | (D) | BB | (D) | (D) | (D) |
| 514 | Groceries and related products | 435 | 4 344 066 | 225 483 | 53 087 | 9 064 | 558 579 | 241 670 | 203 972 |
| 5141 | Groceries, general line | 60 | 1 413 648 | 60 813 | 15 700 | 2 634 | 111 331 | 89 727 | 71 874 |
| 5142 | Packaged frozen foods | 42 | 473 689 | 23 894 | 5 409 | 978 | 50 561 | 15 555 | 16 764 |
| 5143 | Dairy products, except dried or canned | 54 | 278 735 | 12 861 | 3 044 | 557 | 28 681 | 1 270 | 1 356 |
| 5144 | Poultry and poultry products | 14 | 62 762 | 4 435 | 1 066 | 268 | 12 817 | 1 196 | 953 |
| 5145 | Confectionery | 38 | 178 500 | 9 860 | 2 228 | 468 | 18 179 | 5 087 | 5 127 |
| 5146 | Fish and seafoods | 3 | (D) | (D) | (D) | BB | (D) | (D) | (D) |
| 5147 | Meats and meat products | 40 | 500 450 | 15 667 | 3 739 | 746 | 31 641 | 8 203 | 7 683 |
| 5148 | Fresh fruits and vegetables | 53 | 208 174 | 14 144 | 3 426 | 896 | 29 826 | 2 748 | 2 323 |
| 5149 | Groceries and related products, n.e.c. | 131 | (D) | (D) | (D) | GG | (D) | (D) | (D) |
| 515 | Farm-product raw materials | 246 | 2 850 427 | 33 389 | 9 194 | 3 260 | 105 832 | 216 427 | 215 242 |
| 5153 | Grain and field beans | 62 | 550 812 | 10 812 | 2 380 | 520 | 30 702 | 55 077 | 55 543 |
| 5154 | Livestock | 68 | 1 403 303 | 8 243 | 1 837 | 906 | 30 346 | 13 205 | 18 993 |
| 5159 | Farm-product raw materials, n.e.c. | 116 | 896 312 | 14 334 | 4 977 | 1 834 | 44 784 | 148 145 | 140 706 |
| 516 | Chemicals and allied products | 151 | 759 787 | 56 937 | 13 269 | 1 901 | 113 413 | 39 785 | 41 280 |
| 5162 | Plastics materials and basic forms and shapes | 26 | 206 756 | 7 417 | 1 739 | 265 | 15 077 | 4 030 | 3 757 |
| 5169 | Chemicals and allied products, n.e.c. | 125 | 553 031 | 49 520 | 11 530 | 1 636 | 98 336 | 35 755 | 37 523 |
| 517 | Petroleum and petroleum products | 297 | 2 960 478 | 63 041 | 14 572 | 3 289 | 182 373 | 97 498 | 90 369 |
| 5171 | Petroleum bulk stations and terminals | 235 | 2 644 663 | 49 906 | 11 707 | 2 566 | 150 036 | 90 397 | 83 007 |
| 5172 | Petroleum and petroleum products wholesalers, except bulk stations and terminals | 62 | 315 815 | 13 135 | 2 865 | 723 | 32 337 | 7 101 | 7 362 |
| 518 | Beer, wine, and distilled alcoholic beverages | 75 | 519 296 | 40 318 | 10 505 | 1 332 | 81 124 | 50 385 | 51 191 |
| 5181 | Beer and ale | 44 | 271 391 | 23 840 | 6 529 | 766 | 50 655 | 13 481 | 12 256 |
| 5182 | Wine and distilled alcoholic beverages | 31 | 247 905 | 16 478 | 3 976 | 566 | 30 469 | 36 904 | 38 935 |
| 519 | Miscellaneous nondurable goods | 746 | (D) | (D) | (D) | II | (D) | (D) | (D) |
| 5191 | Farm supplies | 421 | 976 953 | 60 756 | 14 609 | 3 205 | 139 258 | 89 952 | 93 030 |
| 5192 | Books, periodicals, and newspapers | 32 | (D) | (D) | (D) | FF | (D) | (D) | (D) |
| 5193 | Flowers, nursery stock, and florists' supplies | 40 | (D) | (D) | (D) | EE | (D) | (D) | (D) |
| 5194 | Tobacco and tobacco products | 53 | 3 835 761 | 111 123 | 26 960 | 4 185 | 201 327 | 50 688 | 47 279 |
| 5198 | Paints, varnishes, and supplies | 41 | 93 433 | 7 696 | 1 956 | 272 | 16 405 | 5 784 | 5 422 |
| 5199 | Nondurable goods, n.e.c. | 159 | (D) | (D) | (D) | FF | (D) | (D) | (D) |
| Merchant wholesalers | | | | | | | | | |
| 50 | Durable goods | 3 242 | 8 206 590 | 772 528 | 184 882 | 32 129 | 1 483 430 | 1 040 273 | 1 057 893 |
| 501 | Motor vehicles and motor vehicle parts and supplies | 694 | 1 275 731 | 120 172 | 27 863 | 6 051 | 240 072 | 181 660 | 185 219 |
| 5012 | Automobiles and other motor vehicles | 114 | 389 957 | 22 174 | 4 728 | 1 227 | 50 982 | 42 068 | 41 784 |
| 5013 | Motor vehicle supplies and new parts | 376 | (D) | (D) | (D) | HH | (D) | (D) | (D) |
| 5014 | Tires and tubes | 65 | (D) | (D) | (D) | FF | (D) | (D) | (D) |
| 5015 | Motor vehicle parts, used | 139 | 70 451 | 10 601 | 2 628 | 679 | 24 909 | 9 966 | 9 505 |
| 502 | Furniture and homefurnishings | 101 | 214 563 | 27 362 | 6 577 | 1 157 | 49 635 | 23 334 | 21 651 |
| 5021 | Furniture | 46 | 118 192 | 15 911 | 3 948 | 620 | 27 078 | 12 092 | 9 898 |
| 5023 | Homefurnishings | 55 | 96 371 | 11 451 | 2 629 | 537 | 22 557 | 11 242 | 11 753 |
| 503 | Lumber and other construction materials | 216 | 581 778 | 49 438 | 11 942 | 2 310 | 100 011 | 54 326 | 59 298 |
| 5031 | Lumber, plywood, millwork, and wood panels | 111 | 377 748 | 28 855 | 6 848 | 1 397 | 56 982 | 35 988 | 39 438 |
| 5032 | Brick, stone, and related construction materials | 35 | 55 975 | 5 574 | 1 405 | 269 | 12 422 | 6 055 | 6 426 |
| 5033 | Roofing, siding, and insulation materials | 20 | 79 978 | 6 970 | 1 646 | 251 | 13 692 | 6 719 | 7 396 |
| 5039 | Construction materials, n.e.c. | 50 | 68 077 | 8 039 | 2 043 | 393 | 16 915 | 5 564 | 6 038 |
| 504 | Professional and commercial equipment and supplies | 391 | 1 101 140 | 104 058 | 25 086 | 4 244 | 193 705 | 69 619 | 73 420 |
| 5043 | Photographic equipment and supplies | 7 | (D) | (D) | (D) | CC | (D) | (D) | (D) |
| 5044 | Office equipment | 96 | (D) | (D) | (D) | GG | (D) | (D) | (D) |
| 5045 | Computers and computer peripheral equipment and software | 114 | 183 765 | 27 473 | 7 046 | 1 054 | 48 362 | 12 871 | 13 560 |
| 5046 | Commercial equipment, n.e.c. | 32 | (D) | (D) | (D) | EE | (D) | (D) | (D) |
| 5047 | Medical, dental, and hospital equipment and supplies | 95 | (D) | (D) | (D) | GG | (D) | (D) | (D) |
| 5048 | Ophthalmic goods | 14 | (D) | (D) | (D) | EE | (D) | (D) | (D) |
| 5049 | Professional equipment and supplies, n.e.c. | 33 | (D) | (D) | (D) | EE | (D) | (D) | (D) |
| 505 | Metals and minerals, except petroleum | 133 | 1 386 719 | 40 439 | 9 912 | 1 441 | 95 133 | 70 466 | 74 943 |
| 5051 | Metals service centers and offices | 80 | 1 098 597 | 32 453 | 7 472 | 1 175 | 75 468 | 61 771 | 62 720 |
| 5052 | Coal and other minerals and ores | 53 | 288 122 | 7 986 | 2 440 | 266 | 19 665 | 8 695 | 12 223 |
| 506 | Electrical goods | 290 | 606 417 | 63 964 | 16 073 | 2 598 | 121 091 | 87 220 | 92 317 |
| 5063 | Electrical apparatus and equipment, wiring supplies, and construction materials | 171 | 449 814 | 44 264 | 11 251 | 1 728 | 82 562 | 71 777 | 74 159 |
| 5064 | Electrical appliances, television and radio sets | 25 | (D) | (D) | (D) | CC | (D) | (D) | (D) |
| 5065 | Electronic parts and equipment, n.e.c. | 94 | (D) | (D) | (D) | FF | (D) | (D) | (D) |

KY-8 KENTUCKY

WHOLESALE TRADE—GEOGRAPHIC AREA SERIES

Table 1. Summary Statistics for the State: 1992 —Con.

[For meaning of abbreviations and symbols, see introductory text. For explanation of terms and comparability of 1987 and 1992 censuses, see appendix A]

| SIC code | Type of operation and kind of business | Establishments (number) | Sales (\$1,000) | Annual payroll (\$1,000) | First-quarter payroll (\$1,000) | Paid employees for pay period including March 12 (number) | Operating expenses (\$1,000) | End-of-1991 inventories (\$1,000) | End-of-1992 inventories (\$1,000) |
|--|--|-------------------------|------------------|--------------------------|---------------------------------|---|------------------------------|-----------------------------------|-----------------------------------|
| TYPES OF OPERATION BY KIND OF BUSINESS — Con. | | | | | | | | | |
| Merchant wholesalers — Con. | | | | | | | | | |
| 50 | Durable goods — Con. | | | | | | | | |
| 507 | Hardware, and plumbing and heating equipment and supplies | 247 | 444 328 | 55 261 | 12 282 | 2 156 | 102 905 | 76 131 | 76 356 |
| 5072 | Hardware | 65 | (D) | (D) | (D) | FF | (D) | (D) | (D) |
| 5074 | Plumbing and heating equipment and supplies (hydronics) | 94 | (D) | (D) | (D) | FF | (D) | (D) | (D) |
| 5075 | Warm air heating and air-conditioning equipment and supplies | 68 | (D) | (D) | (D) | FF | (D) | (D) | (D) |
| 5078 | Refrigeration equipment and supplies | 20 | (D) | (D) | (D) | CC | (D) | (D) | (D) |
| 508 | Machinery, equipment, and supplies | 890 | 2 120 034 | 265 685 | 64 863 | 9 772 | 475 657 | 434 772 | 428 270 |
| 5082 | Construction and mining (except petroleum) machinery and equipment | 151 | 656 068 | 80 838 | 19 944 | 2 436 | 137 869 | 198 738 | 198 220 |
| 5083 | Farm and garden machinery and equipment | 191 | (D) | (D) | (D) | GG | (D) | (D) | (D) |
| 5084 | Industrial machinery and equipment | 254 | 584 856 | 86 491 | 21 703 | 2 950 | 149 274 | 76 397 | 77 215 |
| 5085 | Industrial supplies | 183 | 417 931 | 51 845 | 12 187 | 1 815 | 98 271 | 49 501 | 48 767 |
| 5087 | Service establishment equipment and supplies | 97 | (D) | (D) | (D) | FF | (D) | (D) | (D) |
| 5088 | Transportation equipment and supplies, except motor vehicles | 14 | (D) | (D) | (D) | CC | (D) | (D) | (D) |
| 509 | Miscellaneous durable goods | 280 | 475 880 | 46 149 | 10 284 | 2 400 | 105 221 | 42 745 | 46 419 |
| 5091 | Sporting and recreational goods and supplies | 58 | 81 196 | 9 224 | 2 107 | 521 | 21 080 | 13 803 | 14 226 |
| 5092 | Toys and hobby goods and supplies | 9 | 5 282 | 744 | 176 | 54 | 1 772 | 696 | 699 |
| 5093 | Scrap and waste materials | 118 | (D) | (D) | (D) | GG | (D) | (D) | (D) |
| 5094 | Jewelry, watches, precious stones, and precious metals | 28 | (D) | (D) | (D) | CC | (D) | (D) | (D) |
| 5099 | Durable goods, n.e.c. | 67 | (D) | (D) | (D) | FF | (D) | (D) | (D) |
| 51 | Nondurable goods | 1 839 | 9 916 020 | 500 230 | 120 760 | 24 102 | 1 117 814 | 827 072 | 819 912 |
| 511 | Paper and paper products | 160 | 354 824 | 38 963 | 9 426 | 1 788 | 77 141 | 42 054 | 40 032 |
| 5111 | Printing and writing paper | 20 | 130 997 | 10 152 | 2 404 | 324 | 22 270 | 24 259 | 22 430 |
| 5112 | Stationery and office supplies | 113 | 134 630 | 17 759 | 4 206 | 1 071 | 34 930 | 11 155 | 10 664 |
| 5113 | Industrial and personal service paper | 27 | 89 197 | 11 052 | 2 816 | 393 | 19 941 | 6 640 | 6 938 |
| 512 | Drugs, drug proprietaries, and druggists' sundries | 55 | (D) | (D) | (D) | GG | (D) | (D) | (D) |
| 5122 | Drugs, drug proprietaries, and druggists' sundries | 55 | (D) | (D) | (D) | GG | (D) | (D) | (D) |
| 513 | Apparel, piece goods, and notions | 57 | (D) | (D) | (D) | FF | (D) | (D) | (D) |
| 5131 | Piece goods, notions, and other dry goods | 15 | (D) | (D) | (D) | CC | (D) | (D) | (D) |
| 5136 | Men's and boys' clothing and furnishings | 19 | (D) | (D) | (D) | BB | (D) | (D) | (D) |
| 5137 | Women's, children's, and infants' clothing and accessories | 17 | (D) | (D) | (D) | EE | (D) | (D) | (D) |
| 5139 | Footwear | 6 | (D) | (D) | (D) | BB | (D) | (D) | (D) |
| 514 | Groceries and related products | 314 | 2 333 835 | 130 796 | 32 340 | 6 307 | 272 250 | 125 993 | 104 851 |
| 5141 | Groceries, general line | 49 | 1 156 926 | 55 828 | 14 599 | 2 434 | 102 996 | 89 727 | 71 874 |
| 5142 | Packaged frozen foods | 26 | 361 170 | 21 066 | 4 676 | 887 | 45 281 | 15 275 | 16 459 |
| 5143 | Dairy products, except dried or canned | 33 | 203 550 | 8 283 | 1 968 | 355 | 17 119 | 1 015 | 1 118 |
| 5144 | Poultry and poultry products | 13 | (D) | (D) | (D) | EE | (D) | (D) | (D) |
| 5145 | Confectionery | 31 | 71 128 | 3 793 | 972 | 199 | 8 501 | 4 089 | 3 871 |
| 5146 | Fish and seafoods | 3 | (D) | (D) | (D) | BB | (D) | (D) | (D) |
| 5147 | Meats and meat products | 35 | 179 224 | 12 625 | 2 994 | 650 | 25 079 | 5 432 | 4 811 |
| 5148 | Fresh fruits and vegetables | 50 | 200 938 | 13 987 | 3 386 | 884 | 29 112 | 2 748 | 2 323 |
| 5149 | Groceries and related products, n.e.c. | 74 | (D) | (D) | (D) | FF | (D) | (D) | (D) |
| 515 | Farm-product raw materials | 127 | 1 596 955 | 19 335 | 4 716 | 1 251 | 67 067 | 215 769 | 214 398 |
| 5153 | Grain and raw beans | 61 | (D) | (D) | (D) | FF | (D) | (D) | (D) |
| 5154 | Livestock | 32 | 878 815 | 3 780 | 818 | 292 | 20 659 | 12 667 | 18 371 |
| 5159 | Farm-product raw materials, n.e.c. | 34 | (D) | (D) | (D) | EE | (D) | (D) | (D) |
| 516 | Chemicals and allied products | 116 | 348 042 | 40 787 | 9 436 | 1 475 | 81 127 | 26 838 | 31 625 |
| 5162 | Plastics materials and basic forms and shapes | 19 | 44 431 | 4 630 | 1 070 | 207 | 10 208 | 3 477 | 3 076 |
| 5169 | Chemicals and allied products, n.e.c. | 97 | 303 611 | 36 157 | 8 366 | 1 268 | 70 919 | 23 361 | 28 549 |
| 517 | Petroleum and petroleum products | 240 | (D) | (D) | (D) | HH | (D) | (D) | (D) |
| 5171 | Petroleum bulk stations and terminals | 192 | 1 297 981 | 40 451 | 9 412 | 2 274 | 123 951 | 36 867 | 38 503 |
| 5172 | Petroleum and petroleum products wholesalers, except bulk stations and terminals | 48 | (D) | (D) | (D) | EE | (D) | (D) | (D) |
| 518 | Beer, wine, and distilled alcoholic beverages | 70 | 474 789 | 38 835 | 10 058 | 1 306 | 76 935 | 39 526 | 39 343 |
| 5181 | Beer and ale | 44 | 271 391 | 23 840 | 6 529 | 766 | 50 655 | 13 481 | 12 256 |
| 5182 | Wine and distilled alcoholic beverages | 26 | 203 398 | 14 995 | 3 529 | 540 | 26 280 | 26 045 | 27 087 |
| 519 | Miscellaneous nondurable goods | 700 | (D) | (D) | (D) | II | (D) | (D) | (D) |
| 5191 | Farm supplies | 413 | 956 362 | 59 470 | 14 297 | 3 174 | 136 717 | 89 348 | 92 492 |
| 5192 | Books, periodicals, and newspapers | 27 | (D) | (D) | (D) | FF | (D) | (D) | (D) |
| 5193 | Flowers, nursery stock, and florists' supplies | 39 | (D) | (D) | (D) | EE | (D) | (D) | (D) |
| 5194 | Tobacco and tobacco products | 49 | (D) | (D) | (D) | GG | (D) | (D) | (D) |
| 5198 | Paints, varnishes, and supplies | 29 | 51 968 | 5 024 | 1 253 | 202 | 10 071 | 4 025 | 3 814 |
| 5199 | Nondurable goods, n.e.c. | 143 | (D) | (D) | (D) | FF | (D) | (D) | (D) |
| Manufacturers' sales branches and sales offices | | | | | | | | | |
| 50 | Durable goods | 191 | 1 966 760 | 146 262 | 35 870 | 3 748 | 271 967 | 285 901 | 273 294 |
| 501 | Motor vehicles and motor vehicle parts and supplies | 30 | 450 406 | 25 505 | 6 396 | 881 | 45 248 | 74 735 | 61 040 |
| 502 | Furniture and home furnishings | 2 | (D) | (D) | (D) | AA | (D) | (D) | (D) |
| 503 | Lumber and other construction materials | 25 | 189 118 | 14 074 | 3 164 | 512 | 32 969 | 16 572 | 15 675 |
| 504 | Professional and commercial equipment and supplies | 37 | 337 077 | 51 122 | 13 383 | 1 032 | 89 916 | 12 900 | 14 355 |
| 505 | Metals and minerals, except petroleum | 15 | 228 035 | 6 260 | 1 598 | 204 | 12 858 | 14 118 | 14 823 |
| 506 | Electrical goods | 32 | 252 553 | 10 985 | 2 591 | 272 | 20 298 | 8 568 | 9 354 |

Table 1. **Summary Statistics for the State: 1992** —Con.

[For meaning of abbreviations and symbols, see introductory text. For explanation of terms and comparability of 1987 and 1992 censuses, see appendix A]

| SIC code | Type of operation and kind of business | Estab-lish-ments (number) | Sales (\$1,000) | Annual payroll (\$1,000) | First-quarter payroll (\$1,000) | Paid employees for pay period including March 12 (number) | Operating expenses (\$1,000) | End-of-1991 inventories (\$1,000) | End-of-1992 inventories (\$1,000) |
|---|---|---------------------------|------------------|--------------------------|---------------------------------|---|------------------------------|-----------------------------------|-----------------------------------|
| TYPES OF OPERATION BY KIND OF BUSINESS | | | | | | | | | |
| — Con. | | | | | | | | | |
| Manufacturers' sales branches and sales offices — Con. | | | | | | | | | |
| 50 | Durable goods — Con. | | | | | | | | |
| 507 | Hardware, and plumbing and heating equipment and supplies | 13 | 86 132 | 8 355 | 2 045 | 299 | 16 905 | 16 482 | 15 942 |
| 508 | Machinery, equipment, and supplies | 35 | 413 746 | 29 449 | 6 533 | 534 | 52 726 | 141 780 | 141 262 |
| 509 | Miscellaneous durable goods | 2 | (D) | (D) | (D) | AA | (D) | (D) | (D) |
| 51 | Nondurable goods | 176 | 8 283 099 | 218 807 | 51 443 | 6 499 | 544 760 | 211 492 | 181 596 |
| 511 | Paper and paper products | 15 | 83 966 | 5 917 | 1 361 | 166 | 10 124 | 2 408 | 2 110 |
| 512 | Drugs, drug proprietaries, and druggists' sundries | 1 | (D) | (D) | (D) | BB | (D) | (D) | (D) |
| 513 | Apparel, piece goods, and notions | 5 | (D) | (D) | (D) | CC | (D) | (D) | (D) |
| 514 | Groceries and related products | 70 | 1 424 768 | 83 125 | 17 932 | 2 300 | 266 309 | 115 529 | 98 933 |
| 515 | Farm-product raw materials | — | — | — | — | — | — | — | — |
| 516 | Chemicals and allied products | 24 | 351 840 | 14 027 | 3 424 | 385 | 28 429 | 11 898 | 8 709 |
| 517 | Petroleum and petroleum products | 33 | 1 414 755 | 13 122 | 3 006 | 447 | 33 044 | 56 364 | 47 423 |
| 518 | Beer, wine, and distilled alcoholic beverages | 5 | 44 507 | 1 483 | 447 | 26 | 4 189 | 10 859 | 11 848 |
| 519 | Miscellaneous nondurable goods | 23 | (D) | (D) | (D) | HH | (D) | (D) | (D) |
| | Agents, brokers, and commission merchants ---- | 483 | 3 202 069 | 63 323 | 15 786 | 3 772 | 132 922 | 2 994 | 2 996 |
| 50 | Durable goods | 234 | 1 077 271 | 27 645 | 6 284 | 1 076 | 56 288 | 1 099 | 968 |
| 501 | Motor vehicles and motor vehicle parts and supplies | 11 | 289 656 | 3 640 | 1 016 | 316 | 7 698 | — | — |
| 502 | Furniture and homefurnishings | 19 | (D) | (D) | (D) | BB | (D) | (D) | (D) |
| 503 | Lumber and other construction materials | 19 | 81 198 | 1 926 | 536 | 53 | 3 816 | 214 | 297 |
| 504 | Professional and commercial equipment and supplies | 24 | 47 932 | 2 576 | 512 | 69 | 5 810 | 60 | 158 |
| 505 | Metals and minerals, except petroleum | 23 | 194 015 | 2 864 | 573 | 67 | 6 123 | 385 | 22 |
| 506 | Electrical goods | 31 | 189 894 | 5 901 | 1 317 | 181 | 11 199 | 104 | 90 |
| 507 | Hardware, and plumbing and heating equipment and supplies | 23 | 34 858 | 1 702 | 345 | 66 | 3 050 | 10 | 7 |
| 508 | Machinery, equipment, and supplies | 68 | 152 319 | 6 853 | 1 476 | 197 | 12 629 | 287 | 294 |
| 509 | Miscellaneous durable goods | 16 | (D) | (D) | (D) | BB | (D) | (D) | (D) |
| 51 | Nondurable goods | 249 | 2 124 798 | 35 678 | 9 502 | 2 696 | 76 634 | 1 895 | 2 028 |
| 511 | Paper and paper products | 17 | 39 274 | 1 384 | 268 | 27 | 2 637 | — | — |
| 512 | Drugs, drug proprietaries, and druggists' sundries | 1 | (D) | (D) | (D) | AA | (D) | (D) | (D) |
| 513 | Apparel, piece goods, and notions | 3 | 5 362 | 253 | 50 | 4 | 383 | — | — |
| 514 | Groceries and related products | 51 | 585 463 | 11 562 | 2 815 | 457 | 20 020 | 148 | 188 |
| 515 | Farm-product raw materials | 119 | 1 253 472 | 14 054 | 4 478 | 2 009 | 38 765 | 658 | 844 |
| 516 | Chemicals and allied products | 11 | 59 905 | 2 123 | 409 | 41 | 3 857 | 1 049 | 946 |
| 517 | Petroleum and petroleum products | 24 | (D) | (D) | (D) | BB | (D) | (D) | (D) |
| 518 | Beer, wine, and distilled alcoholic beverages | — | — | — | — | — | — | — | — |
| 519 | Miscellaneous nondurable goods | 23 | (D) | (D) | (D) | BB | (D) | (D) | (D) |

Table 2. Selected Ratios for the State: 1992

[For meaning of abbreviations and symbols, see introductory text. For explanation of terms and comparability of 1987 and 1992 censuses, see appendix A]

| SIC code | Type of operation and kind of business | Sales | | Annual payroll | | Employees per establishment ¹ (number) | Operating expenses as percent of sales | End-of-1992 inventories as percent of sales |
|-----------|---|-----------------------------|-------------------------------------|-------------------------------------|----------------------------------|---|--|---|
| | | Per establishment (dollars) | Per employee ¹ (dollars) | Per employee ¹ (dollars) | As percent of operating expenses | | | |
| | Wholesale trade ----- | 5 323 645 | 449 460 | 24 216 | 47.9 | 12 | 11.2 | 7.4 |
| 50 | Durable goods ----- | 3 068 072 | 304 458 | 25 612 | 52.2 | 10 | 16.1 | 11.8 |
| 501 | Motor vehicles and motor vehicle parts and supplies ----- | 2 742 576 | 278 117 | 20 601 | 51.0 | 10 | 14.5 | 12.2 |
| 5012 | Automobiles and other motor vehicles ----- | 6 684 569 | 450 769 | 21 211 | 52.9 | 15 | 8.9 | 9.1 |
| 5013 | Motor vehicle supplies and new parts ----- | 1 944 111 | 202 595 | 19 519 | 50.0 | 10 | 19.3 | 14.9 |
| 5014 | Tires and tubes ----- | 4 982 552 | 393 205 | 28 247 | 56.0 | 13 | 12.8 | 13.2 |
| 5015 | Motor vehicle parts, used ----- | 506 842 | 103 757 | 15 613 | 42.6 | 5 | 35.4 | 13.5 |
| 502 | Furniture and home furnishings ----- | 2 066 836 | 202 046 | 22 870 | 54.6 | 10 | 20.7 | 8.6 |
| 5021 | Furniture ----- | 2 507 136 | 214 378 | 24 336 | 58.2 | 12 | 19.5 | 6.8 |
| 5023 | Home furnishings ----- | 1 654 492 | 186 797 | 21 057 | 50.2 | 9 | 22.5 | 11.3 |
| 503 | Lumber and other construction materials ----- | 3 277 285 | 296 381 | 22 761 | 47.8 | 11 | 16.1 | 8.8 |
| 5031 | Lumber, plywood, millwork, and wood panels ----- | 4 191 894 | 319 290 | 22 844 | 49.5 | 13 | 14.5 | 9.3 |
| 5032 | Brick, stone, and related construction materials ----- | 2 429 277 | 334 827 | 22 540 | 40.4 | 7 | 16.7 | 7.2 |
| 5033 | Roofing, siding, and insulation materials ----- | 3 963 667 | 336 141 | 26 671 | 48.6 | 12 | 16.3 | 9.0 |
| 5039 | Construction materials, n.e.c. ----- | 1 569 474 | 172 703 | 20 494 | 47.7 | 9 | 24.9 | 8.1 |
| 504 | Professional and commercial equipment and supplies ----- | 3 287 940 | 278 045 | 29 515 | 54.5 | 12 | 19.5 | 5.9 |
| 5043 | Photographic equipment and supplies ----- | (D) | (D) | (D) | (D) | (D) | (D) | (D) |
| 5044 | Office equipment ----- | 1 531 459 | 125 700 | 26 919 | 56.9 | 12 | 37.6 | 8.6 |
| 5045 | Computers and computer peripheral equipment and software ----- | 2 554 963 | 203 305 | 37 191 | 56.6 | 13 | 32.3 | 5.4 |
| 5046 | Commercial equipment, n.e.c. ----- | (D) | (D) | (D) | (D) | (D) | (D) | (D) |
| 5047 | Medical, dental, and hospital equipment and supplies ----- | 3 007 713 | 291 396 | 28 093 | 53.0 | 10 | 18.2 | 8.6 |
| 5048 | Ophthalmic goods ----- | 2 688 235 | 155 442 | 20 316 | 49.8 | 17 | 26.2 | 10.3 |
| 5049 | Professional equipment and supplies, n.e.c. ----- | (D) | (D) | (D) | (D) | (D) | (D) | (D) |
| 505 | Metals and minerals, except petroleum ----- | 10 577 596 | 1 056 524 | 28 950 | 43.4 | 10 | 6.3 | 5.0 |
| 5051 | Metals service centers and offices ----- | 13 316 510 | 976 810 | 27 732 | 44.0 | 14 | 6.5 | 5.7 |
| 5052 | Coal and other minerals and ores ----- | 6 900 699 | 1 339 763 | 33 279 | 41.8 | 5 | 5.9 | 3.1 |
| 506 | Electrical goods ----- | 2 971 286 | 343 777 | 26 500 | 53.0 | 9 | 14.5 | 9.7 |
| 5063 | Electrical apparatus and equipment, wiring supplies, and construction materials ----- | 3 545 721 | 364 402 | 27 552 | 54.7 | 10 | 13.8 | 10.9 |
| 5064 | Electrical appliances, television and radio sets ----- | 4 914 065 | 581 435 | 22 561 | 39.5 | 8 | 9.8 | 4.0 |
| 5065 | Electronic parts and equipment, n.e.c. ----- | 1 254 187 | 192 537 | 24 822 | 53.6 | 7 | 24.1 | 9.3 |
| 507 | Hardware, and plumbing and heating equipment and supplies ----- | 1 997 590 | 224 244 | 25 910 | 53.2 | 9 | 21.7 | 16.3 |
| 5072 | Hardware ----- | (D) | (D) | (D) | (D) | (D) | (D) | (D) |
| 5074 | Plumbing and heating equipment and supplies (hydronics) ----- | 2 062 294 | 235 876 | 22 435 | 51.5 | 9 | 18.5 | 17.7 |
| 5075 | Warm air heating and air-conditioning equipment and supplies ----- | 2 271 025 | 234 731 | 29 198 | 53.3 | 10 | 23.3 | 14.6 |
| 5078 | Refrigeration equipment and supplies ----- | (D) | (D) | (D) | (D) | (D) | (D) | (D) |
| 508 | Machinery, equipment, and supplies ----- | 2 705 034 | 255 746 | 28 752 | 55.8 | 11 | 20.1 | 21.2 |
| 5082 | Construction and mining (except petroleum) machinery and equipment ----- | 4 376 797 | 279 182 | 33 267 | 58.2 | 16 | 20.5 | 29.4 |
| 5083 | Farm and garden machinery and equipment ----- | 1 632 212 | 206 976 | 17 455 | 49.6 | 8 | 17.0 | 27.6 |
| 5084 | Industrial machinery and equipment ----- | 2 819 414 | 257 578 | 33 290 | 57.6 | 11 | 22.4 | 22.4 |
| 5085 | Industrial supplies ----- | 2 509 866 | 274 066 | 28 973 | 53.1 | 9 | 19.9 | 9.4 |
| 5087 | Service establishment equipment and supplies ----- | 2 202 137 | 220 214 | 20 202 | 56.1 | 10 | 16.4 | 12.3 |
| 5088 | Transportation equipment and supplies, except motor vehicles ----- | 2 651 294 | 338 887 | 19 105 | 42.1 | 8 | 13.4 | 9.0 |
| 509 | Miscellaneous durable goods ----- | 1 796 581 | 218 523 | 19 455 | 43.5 | 8 | 20.5 | 8.8 |
| 5091 | Sporting and recreational goods and supplies ----- | 1 907 557 | 213 115 | 18 482 | 42.6 | 9 | 20.4 | 12.9 |
| 5092 | Toys and hobby goods and supplies ----- | 586 889 | 97 815 | 13 775 | 42.0 | 6 | 33.5 | 13.2 |
| 5093 | Scrap and waste materials ----- | 1 684 558 | 176 240 | 19 044 | 39.8 | 10 | 27.2 | 6.1 |
| 5094 | Jewelry, watches, precious stones, and precious metals ----- | 1 424 516 | 279 494 | 20 095 | 46.6 | 5 | 15.4 | 12.5 |
| 5099 | Durable goods, n.e.c. ----- | 2 174 429 | 307 213 | 21 670 | 52.8 | 7 | 13.3 | 8.2 |
| 51 | Nondurable goods ----- | 8 976 995 | 610 383 | 22 666 | 43.4 | 15 | 8.6 | 4.9 |
| 511 | Paper and paper products ----- | 2 489 917 | 241 325 | 23 354 | 51.5 | 10 | 18.8 | 8.8 |
| 5111 | Printing and writing paper ----- | 6 941 720 | 465 263 | 32 410 | 46.6 | 15 | 15.0 | 13.6 |
| 5112 | Stationery and office supplies ----- | 1 324 489 | 146 174 | 18 140 | 51.9 | 9 | 23.9 | 6.2 |
| 5113 | Industrial and personal service paper ----- | 3 639 250 | 311 195 | 30 031 | 56.4 | 12 | 17.1 | 5.9 |
| 512 | Drugs, drug proprietaries, and druggists' sundries ----- | (D) | (D) | (D) | (D) | (D) | (D) | (D) |
| 5122 | Drugs, drug proprietaries, and druggists' sundries ----- | (D) | (D) | (D) | (D) | (D) | (D) | (D) |
| 513 | Apparel, piece goods, and notions ----- | 27 974 077 | 2 417 972 | 26 698 | 28.7 | 12 | 3.8 | 1.8 |
| 5131 | Piece goods, notions, and other dry goods ----- | (D) | (D) | (D) | (D) | (D) | (D) | (D) |
| 5136 | Men's and boys' clothing and furnishings ----- | (D) | (D) | (D) | (D) | (D) | (D) | (D) |
| 5137 | Women's, children's, and infants' clothing and accessories ----- | (D) | (D) | (D) | (D) | (D) | (D) | (D) |
| 5139 | Footwear ----- | (D) | (D) | (D) | (D) | (D) | (D) | (D) |
| 514 | Groceries and related products ----- | 9 986 359 | 479 266 | 24 877 | 40.4 | 21 | 12.9 | 4.7 |
| 5141 | Groceries, general line ----- | 23 560 800 | 536 692 | 23 088 | 54.6 | 44 | 7.9 | 5.1 |
| 5142 | Packaged frozen foods ----- | 11 278 310 | 484 345 | 24 431 | 47.3 | 23 | 10.7 | 3.5 |
| 5143 | Dairy products, except dried or canned ----- | 5 161 759 | 500 422 | 23 090 | 44.8 | 10 | 10.3 | .5 |
| 5144 | Poultry and poultry products ----- | 4 483 000 | 234 187 | 16 549 | 34.6 | 19 | 20.4 | 1.5 |
| 5145 | Confectionery ----- | 4 697 368 | 381 410 | 21 068 | 54.2 | 12 | 10.2 | 2.9 |
| 5146 | Fish and seafoods ----- | (D) | (D) | (D) | (D) | (D) | (D) | (D) |
| 5147 | Meats and meat products ----- | 12 511 250 | 670 845 | 21 001 | 49.5 | 19 | 6.3 | 1.5 |
| 5148 | Fresh fruits and vegetables ----- | 3 927 811 | 232 337 | 15 786 | 47.4 | 17 | 14.3 | 1.1 |
| 5149 | Groceries and related products, n.e.c. ----- | (D) | (D) | (D) | (D) | (D) | (D) | (D) |
| 515 | Farm-product raw materials ----- | 11 587 102 | 874 364 | 10 242 | 31.5 | 13 | 3.7 | 7.6 |
| 5153 | Grain and field beans ----- | 8 884 065 | 1 059 254 | 20 792 | 35.2 | 8 | 5.6 | 10.1 |
| 5154 | Livestock ----- | 20 636 809 | 1 548 900 | 9 098 | 27.2 | 13 | 2.2 | 1.4 |
| 5159 | Farm-product raw materials, n.e.c. ----- | 7 726 828 | 488 720 | 7 816 | 32.0 | 16 | 5.0 | 15.7 |
| 516 | Chemicals and allied products ----- | 5 031 702 | 399 678 | 29 951 | 50.2 | 13 | 14.9 | 5.4 |
| 5162 | Plastics materials and basic forms and shapes ----- | 7 952 154 | 780 211 | 27 989 | 49.2 | 10 | 7.3 | 1.8 |
| 5169 | Chemicals and allied products, n.e.c. ----- | 4 424 248 | 338 039 | 30 269 | 50.4 | 13 | 17.8 | 6.8 |

See footnotes at end of table.

WHOLESALE TRADE—GEOGRAPHIC AREA SERIES

KENTUCKY KY-11

Table 2. Selected Ratios for the State: 1992 – Con.

[For meaning of abbreviations and symbols, see introductory text. For explanation of terms and comparability of 1987 and 1992 censuses, see appendix A]

| SIC code | Type of operation and kind of business | Sales | | Annual payroll | | Employees per establishment ¹ (number) | Operating expenses as percent of sales | End-of-1992 inventories as percent of sales |
|-----------|--|-----------------------------|-------------------------------------|-------------------------------------|----------------------------------|---|--|---|
| | | Per establishment (dollars) | Per employee ¹ (dollars) | Per employee ¹ (dollars) | As percent of operating expenses | | | |
| | Wholesale trade – Con. | | | | | | | |
| 51 | Nondurable goods – Con. | | | | | | | |
| 517 | Petroleum and petroleum products ----- | 9 967 939 | 900 115 | 19 167 | 34.6 | 11 | 6.2 | 3.1 |
| 5171 | Petroleum bulk stations and terminals ----- | 11 253 885 | 1 030 656 | 19 449 | 33.3 | 11 | 5.7 | 3.1 |
| 5172 | Petroleum and petroleum products wholesalers, except bulk stations and terminals ----- | 5 093 790 | 436 812 | 18 167 | 40.6 | 12 | 10.2 | 2.3 |
| 518 | Beer, wine, and distilled alcoholic beverages ----- | 6 923 947 | 389 862 | 30 269 | 49.7 | 18 | 15.6 | 9.9 |
| 5181 | Beer and ale ----- | 6 167 977 | 354 296 | 31 123 | 47.1 | 17 | 18.7 | 4.5 |
| 5182 | Wine and distilled alcoholic beverages ----- | 7 996 935 | 437 995 | 29 113 | 54.1 | 18 | 12.3 | 15.7 |
| 519 | Miscellaneous nondurable goods ----- | (D) | (D) | (D) | (D) | (D) | (D) | (D) |
| 5191 | Farm supplies ----- | 2 320 553 | 304 822 | 18 957 | 43.6 | 8 | 14.3 | 9.5 |
| 5192 | Books, periodicals, and newspapers ----- | (D) | (D) | (D) | (D) | (D) | (D) | (D) |
| 5193 | Flowers, nursery stock, and florists' supplies ----- | (D) | (D) | (D) | (D) | (D) | (D) | (D) |
| 5194 | Tobacco and tobacco products ----- | 72 372 849 | 916 550 | 26 553 | 55.2 | 79 | 5.2 | 1.2 |
| 5198 | Paints, varnishes, and supplies ----- | 2 278 854 | 343 504 | 28 294 | 46.9 | 7 | 17.6 | 5.8 |
| 5199 | Nondurable goods, n.e.c. ----- | (D) | (D) | (D) | (D) | (D) | (D) | (D) |
| | Merchant wholesalers ----- | 3 566 741 | 322 289 | 22 634 | 48.9 | 11 | 14.4 | 10.4 |
| 50 | Durable goods ----- | 2 531 336 | 255 426 | 24 045 | 52.1 | 10 | 18.1 | 12.9 |
| 501 | Motor vehicles and motor vehicle parts and supplies ----- | 1 838 229 | 210 830 | 19 860 | 50.1 | 9 | 18.8 | 14.5 |
| 5012 | Automobiles and other motor vehicles ----- | 3 420 675 | 317 813 | 18 072 | 43.5 | 11 | 13.1 | 10.7 |
| 5013 | Motor vehicle supplies and new parts ----- | (D) | (D) | (D) | (D) | (D) | (D) | (D) |
| 5014 | Tires and tubes ----- | (D) | (D) | (D) | (D) | (D) | (D) | (D) |
| 5015 | Motor vehicle parts, used ----- | 506 842 | 103 757 | 15 613 | 42.6 | 5 | 35.4 | 13.5 |
| 502 | Furniture and home furnishings ----- | 2 124 386 | 185 448 | 23 649 | 55.1 | 11 | 23.1 | 10.1 |
| 5021 | Furniture ----- | 2 569 391 | 190 632 | 25 663 | 58.8 | 13 | 22.9 | 8.4 |
| 5023 | Home furnishings ----- | 1 752 200 | 179 462 | 21 324 | 50.8 | 10 | 23.4 | 12.2 |
| 503 | Lumber and other construction materials ----- | 2 693 417 | 251 852 | 21 402 | 49.4 | 11 | 17.2 | 10.2 |
| 5031 | Lumber, plywood, millwork, and wood panels ----- | 3 403 135 | 270 399 | 20 655 | 50.6 | 13 | 15.1 | 10.4 |
| 5032 | Brick, stone, and related construction materials ----- | 1 599 286 | 208 086 | 20 721 | 44.9 | 8 | 22.2 | 11.5 |
| 5033 | Roofing, siding, and insulation materials ----- | 3 998 900 | 318 637 | 27 769 | 50.9 | 13 | 17.1 | 9.2 |
| 5039 | Construction materials, n.e.c. ----- | 1 361 540 | 173 224 | 20 455 | 47.5 | 8 | 24.8 | 8.9 |
| 504 | Professional and commercial equipment and supplies ----- | 2 816 215 | 259 458 | 24 519 | 53.7 | 11 | 17.6 | 6.7 |
| 5043 | Photographic equipment and supplies ----- | (D) | (D) | (D) | (D) | (D) | (D) | (D) |
| 5044 | Office equipment ----- | (D) | (D) | (D) | (D) | (D) | (D) | (D) |
| 5045 | Computers and computer peripheral equipment and software ----- | 1 611 974 | 174 350 | 26 065 | 56.8 | 9 | 26.3 | 7.4 |
| 5046 | Commercial equipment, n.e.c. ----- | (D) | (D) | (D) | (D) | (D) | (D) | (D) |
| 5047 | Medical, dental, and hospital equipment and supplies ----- | (D) | (D) | (D) | (D) | (D) | (D) | (D) |
| 5048 | Ophthalmic goods ----- | (D) | (D) | (D) | (D) | (D) | (D) | (D) |
| 5049 | Professional equipment and supplies, n.e.c. ----- | (D) | (D) | (D) | (D) | (D) | (D) | (D) |
| 505 | Metals and minerals, except petroleum ----- | 10 426 459 | 962 331 | 28 063 | 42.5 | 11 | 6.9 | 5.4 |
| 5051 | Metals service centers and offices ----- | 13 732 463 | 934 976 | 27 620 | 43.0 | 15 | 6.9 | 5.7 |
| 5052 | Coal and other minerals and ores ----- | 5 436 264 | 1 083 165 | 30 023 | 40.6 | 5 | 6.8 | 4.2 |
| 506 | Electrical goods ----- | 2 091 093 | 233 417 | 24 620 | 52.8 | 9 | 20.0 | 15.2 |
| 5063 | Electrical apparatus and equipment, wiring supplies, and construction materials ----- | 2 630 491 | 260 309 | 25 616 | 53.6 | 10 | 18.4 | 16.5 |
| 5064 | Electrical appliances, television and radio sets ----- | (D) | (D) | (D) | (D) | (D) | (D) | (D) |
| 5065 | Electronic parts and equipment, n.e.c. ----- | (D) | (D) | (D) | (D) | (D) | (D) | (D) |
| 507 | Hardware, and plumbing and heating equipment and supplies ----- | 1 798 899 | 206 089 | 25 631 | 53.7 | 9 | 23.2 | 17.2 |
| 5072 | Hardware ----- | (D) | (D) | (D) | (D) | (D) | (D) | (D) |
| 5074 | Plumbing and heating equipment and supplies (hydronics) ----- | (D) | (D) | (D) | (D) | (D) | (D) | (D) |
| 5075 | Warm air heating and air-conditioning equipment and supplies ----- | (D) | (D) | (D) | (D) | (D) | (D) | (D) |
| 5078 | Refrigeration equipment and supplies ----- | (D) | (D) | (D) | (D) | (D) | (D) | (D) |
| 508 | Machinery, equipment, and supplies ----- | 2 382 061 | 216 950 | 27 188 | 55.9 | 11 | 22.4 | 20.2 |
| 5082 | Construction and mining (except petroleum) machinery and equipment ----- | 4 344 821 | 269 322 | 33 185 | 58.6 | 16 | 21.0 | 30.2 |
| 5083 | Farm and garden machinery and equipment ----- | (D) | (D) | (D) | (D) | (D) | (D) | (D) |
| 5084 | Industrial machinery and equipment ----- | 2 302 583 | 198 256 | 29 319 | 57.9 | 12 | 25.5 | 13.2 |
| 5085 | Industrial supplies ----- | 2 283 776 | 230 265 | 28 565 | 52.8 | 10 | 23.5 | 11.7 |
| 5087 | Service establishment equipment and supplies ----- | (D) | (D) | (D) | (D) | (D) | (D) | (D) |
| 5088 | Transportation equipment and supplies, except motor vehicles ----- | (D) | (D) | (D) | (D) | (D) | (D) | (D) |
| 509 | Miscellaneous durable goods ----- | 1 699 571 | 198 283 | 19 229 | 43.9 | 9 | 22.1 | 9.8 |
| 5091 | Sporting and recreational goods and supplies ----- | 1 399 931 | 155 846 | 17 704 | 43.8 | 9 | 26.0 | 17.5 |
| 5092 | Toys and hobby goods and supplies ----- | 586 889 | 97 815 | 13 778 | 42.0 | 6 | 33.5 | 13.2 |
| 5093 | Scrap and waste materials ----- | (D) | (D) | (D) | (D) | (D) | (D) | (D) |
| 5094 | Jewelry, watches, precious stones, and precious metals ----- | (D) | (D) | (D) | (D) | (D) | (D) | (D) |
| 5099 | Durable goods, n.e.c. ----- | (D) | (D) | (D) | (D) | (D) | (D) | (D) |
| 51 | Nondurable goods ----- | 5 392 072 | 411 419 | 20 755 | 44.8 | 13 | 11.3 | 8.3 |
| 511 | Paper and paper products ----- | 2 217 650 | 198 447 | 21 791 | 50.5 | 11 | 21.7 | 11.3 |
| 5111 | Printing and writing paper ----- | 6 549 850 | 404 312 | 31 333 | 45.6 | 16 | 17.0 | 17.0 |
| 5112 | Stationery and office supplies ----- | 1 191 416 | 125 705 | 16 582 | 50.8 | 9 | 25.9 | 7.9 |
| 5113 | Industrial and personal service paper ----- | 3 303 593 | 226 964 | 28 122 | 55.4 | 15 | 22.4 | 7.8 |
| 512 | Drugs, drug proprietaries, and druggists' sundries ----- | (D) | (D) | (D) | (D) | (D) | (D) | (D) |
| 5122 | Drugs, drug proprietaries, and druggists' sundries ----- | (D) | (D) | (D) | (D) | (D) | (D) | (D) |
| 513 | Apparel, piece goods, and notions ----- | (D) | (D) | (D) | (D) | (D) | (D) | (D) |
| 5131 | Piece goods, notions, and other dry goods ----- | (D) | (D) | (D) | (D) | (D) | (D) | (D) |
| 5136 | Men's and boys' clothing and furnishings ----- | (D) | (D) | (D) | (D) | (D) | (D) | (D) |
| 5137 | Women's, children's, and infants' clothing and accessories ----- | (D) | (D) | (D) | (D) | (D) | (D) | (D) |
| 5139 | Footwear ----- | (D) | (D) | (D) | (D) | (D) | (D) | (D) |

See footnotes at end of table.

Table 2. Selected Ratios for the State: 1992 – Con.

[For meaning of abbreviations and symbols, see introductory text. For explanation of terms and comparability of 1987 and 1992 censuses, see appendix A]

| SIC code | Type of operation and kind of business | Sales | | Annual payroll | | Employees per establishment ¹ (number) | Operating expenses as percent of sales | End-of-1992 inventories as percent of sales |
|--|--|-----------------------------|-------------------------------------|-------------------------------------|----------------------------------|---|--|---|
| | | Per establishment (dollars) | Per employee ¹ (dollars) | Per employee ¹ (dollars) | As percent of operating expenses | | | |
| Merchant wholesalers – Con. | | | | | | | | |
| 51 | Nondurable goods – Con. | | | | | | | |
| 514 | Groceries and related products | 7 432 596 | 370 039 | 20 738 | 48.0 | 20 | 11.7 | 4.5 |
| 5141 | Groceries, general line | 23 610 735 | 475 319 | 22 937 | 54.2 | 50 | 8.9 | 6.2 |
| 5142 | Packaged frozen foods | 13 891 154 | 407 182 | 23 750 | 46.5 | 34 | 12.5 | 4.6 |
| 5143 | Dairy products, except dried or canned | 6 168 182 | 573 380 | 23 332 | 48.4 | 11 | 8.4 | 5 |
| 5144 | Poultry and poultry products | (D) | (D) | (D) | (D) | (D) | (D) | (D) |
| 5145 | Confectionery | 2 294 452 | 357 427 | 19 060 | 44.6 | 6 | 12.0 | 5.4 |
| 5146 | Fish and seafoods | (D) | (D) | (D) | (D) | (D) | (D) | (D) |
| 5147 | Meats and meat products | 5 120 686 | 275 729 | 19 423 | 50.3 | 19 | 14.0 | 2.7 |
| 5148 | Fresh fruits and vegetables | 4 018 760 | 227 305 | 15 822 | 48.0 | 18 | 14.5 | 1.2 |
| 5149 | Groceries and related products, n.e.c. | (D) | (D) | (D) | (D) | (D) | (D) | (D) |
| 515 | Farm-product raw materials | 12 574 449 | 1 276 543 | 15 456 | 28.8 | 10 | 4.2 | 13.4 |
| 5153 | Grain and field beans | (D) | (D) | (D) | (D) | (D) | (D) | (D) |
| 5154 | Livestock | 27 462 969 | 3 009 640 | 12 945 | 18.3 | 9 | 2.4 | 2.1 |
| 5159 | Farm-product raw materials, n.e.c. | (D) | (D) | (D) | (D) | (D) | (D) | (D) |
| 516 | Chemicals and allied products | 3 000 362 | 235 961 | 27 652 | 50.3 | 13 | 23.3 | 9.1 |
| 5162 | Plastics materials and basic forms and shapes | 2 338 474 | 214 643 | 22 367 | 45.4 | 11 | 23.0 | 6.9 |
| 5169 | Chemicals and allied products, n.e.c. | 3 130 010 | 239 441 | 28 515 | 51.0 | 13 | 23.4 | 9.4 |
| 517 | Petroleum and petroleum products | (D) | (D) | (D) | (D) | (D) | (D) | (D) |
| 5171 | Petroleum bulk stations and terminals | 6 760 318 | 570 792 | 17 788 | 32.6 | 12 | 9.5 | 3.0 |
| 5172 | Petroleum and petroleum products wholesalers, except bulk stations and terminals | (D) | (D) | (D) | (D) | (D) | (D) | (D) |
| 518 | Beer, wine, and distilled alcoholic beverages | 6 782 700 | 363 544 | 29 736 | 50.5 | 19 | 16.2 | 8.3 |
| 5181 | Beer and ale | 6 167 977 | 354 296 | 31 123 | 47.1 | 17 | 18.7 | 4.5 |
| 5182 | Wine and distilled alcoholic beverages | 7 823 000 | 376 663 | 27 769 | 57.1 | 21 | 12.9 | 13.3 |
| 519 | Miscellaneous nondurable goods | (D) | (D) | (D) | (D) | (D) | (D) | (D) |
| 5191 | Farm supplies | 2 315 646 | 301 311 | 18 737 | 43.5 | 8 | 14.3 | 9.7 |
| 5192 | Books, periodicals, and newspapers | (D) | (D) | (D) | (D) | (D) | (D) | (D) |
| 5193 | Flowers, nursery stock, and florists' supplies | (D) | (D) | (D) | (D) | (D) | (D) | (D) |
| 5194 | Tobacco and tobacco products | (D) | (D) | (D) | (D) | (D) | (D) | (D) |
| 5198 | Paints, varnishes, and supplies | 1 792 000 | 257 267 | 24 871 | 49.9 | 7 | 19.4 | 7.3 |
| 5199 | Nondurable goods, n.e.c. | (D) | (D) | (D) | (D) | (D) | (D) | (D) |
| Manufacturers' sales branches and sales offices | | 27 928 771 | 1 000 279 | 35 627 | 44.7 | 28 | 8.0 | 4.4 |
| 50 | Durable goods | 10 297 173 | 524 749 | 39 024 | 53.8 | 20 | 13.8 | 13.9 |
| 501 | Motor vehicles and motor vehicle parts and supplies | 15 013 533 | 511 244 | 28 950 | 56.4 | 29 | 10.0 | 13.6 |
| 502 | Furniture and homefurnishings | (D) | (D) | (D) | (D) | (D) | (D) | (D) |
| 503 | Lumber and other construction materials | 7 564 720 | 369 371 | 27 488 | 42.7 | 20 | 17.4 | 8.3 |
| 504 | Professional and commercial equipment and supplies | 9 110 189 | 326 625 | 49 537 | 56.9 | 28 | 26.7 | 4.3 |
| 505 | Metals and minerals, except petroleum | 15 202 333 | 1 117 819 | 30 686 | 48.7 | 14 | 5.6 | 6.5 |
| 506 | Electrical goods | 7 892 281 | 928 504 | 40 386 | 54.1 | 9 | 8.0 | 3.7 |
| 507 | Hardware, and plumbing and heating equipment and supplies | 6 625 538 | 288 067 | 27 943 | 49.4 | 23 | 19.6 | 18.5 |
| 508 | Machinery, equipment, and supplies | 11 821 314 | 774 805 | 55 148 | 55.9 | 15 | 12.7 | 34.1 |
| 509 | Miscellaneous durable goods | (D) | (D) | (D) | (D) | (D) | (D) | (D) |
| 51 | Nondurable goods | 47 063 063 | 1 274 519 | 33 668 | 40.2 | 37 | 6.6 | 2.2 |
| 511 | Paper and paper products | 5 597 733 | 505 819 | 35 645 | 58.4 | 11 | 12.1 | 2.5 |
| 512 | Drugs, drug proprietaries, and druggists' sundries | (D) | (D) | (D) | (D) | (D) | (D) | (D) |
| 513 | Apparel, piece goods, and notions | (D) | (D) | (D) | (D) | (D) | (D) | (D) |
| 514 | Groceries and related products | 20 353 829 | 619 464 | 36 141 | 31.2 | 33 | 18.7 | 6.9 |
| 515 | Farm-product raw materials | (D) | (D) | (D) | (D) | (D) | (D) | (D) |
| 516 | Chemicals and allied products | 14 660 000 | 913 870 | 36 434 | 49.3 | 16 | 8.1 | 2.5 |
| 517 | Petroleum and petroleum products | 42 871 364 | 3 165 000 | 29 356 | 39.7 | 14 | 2.3 | 3.4 |
| 518 | Beer, wine, and distilled alcoholic beverages | 8 901 400 | 1 711 808 | 57 038 | 35.4 | 5 | 9.4 | 26.6 |
| 519 | Miscellaneous nondurable goods | (D) | (D) | (D) | (D) | (D) | (D) | (D) |
| Agents, brokers, and commission merchants | | 6 629 542 | 848 905 | 16 788 | 47.6 | 8 | 4.2 | .1 |
| 50 | Durable goods | 4 603 722 | 1 001 181 | 25 692 | 49.1 | 5 | 5.2 | .1 |
| 501 | Motor vehicles and motor vehicle parts and supplies | 26 332 364 | 916 633 | 11 519 | 47.3 | 29 | 2.7 | – |
| 502 | Furniture and homefurnishings | (D) | (D) | (D) | (D) | (D) | (D) | (D) |
| 503 | Lumber and other construction materials | 4 273 579 | 1 532 038 | 36 340 | 50.5 | 3 | 4.7 | .4 |
| 504 | Professional and commercial equipment and supplies | 1 997 167 | 694 667 | 37 333 | 44.3 | 3 | 12.1 | .3 |
| 505 | Metals and minerals, except petroleum | 8 435 435 | 2 895 746 | 42 746 | 46.8 | 3 | 3.2 | – |
| 506 | Electrical goods | 6 125 613 | 1 049 138 | 32 602 | 52.7 | 6 | 5.9 | – |
| 507 | Hardware, and plumbing and heating equipment and supplies | 1 515 565 | 528 152 | 25 788 | 55.8 | 3 | 8.7 | – |
| 508 | Machinery, equipment, and supplies | 2 239 985 | 773 193 | 34 787 | 54.3 | 3 | 8.3 | .2 |
| 509 | Miscellaneous durable goods | (D) | (D) | (D) | (D) | (D) | (D) | (D) |
| 51 | Nondurable goods | 8 533 325 | 788 130 | 13 234 | 46.6 | 11 | 3.6 | .1 |
| 511 | Paper and paper products | 2 310 235 | 1 454 593 | 51 259 | 52.5 | 2 | 6.7 | – |
| 512 | Drugs, drug proprietaries, and druggists' sundries | (D) | (D) | (D) | (D) | (D) | (D) | (D) |
| 513 | Apparel, piece goods, and notions | 1 787 333 | 1 340 500 | 63 250 | 66.1 | 1 | 7.1 | – |
| 514 | Groceries and related products | 11 479 667 | 1 281 101 | 25 300 | 57.8 | 9 | 3.4 | – |
| 515 | Farm-product raw materials | 10 533 378 | 623 928 | 6 996 | 36.3 | 17 | 3.1 | .1 |
| 516 | Chemicals and allied products | 5 445 909 | 1 461 098 | 51 780 | 55.0 | 4 | 6.4 | 1.6 |
| 517 | Petroleum and petroleum products | (D) | (D) | (D) | (D) | (D) | (D) | (D) |
| 518 | Beer, wine, and distilled alcoholic beverages | (D) | (D) | (D) | (D) | (D) | (D) | (D) |
| 519 | Miscellaneous nondurable goods | (D) | (D) | (D) | (D) | (D) | (D) | (D) |

¹Based on number of employees for pay period including March 12.

Table 3. Comparative Statistics for the State: 1992 and 1987 — Con.

[For meaning of abbreviations and symbols, see introductory text. For explanation of terms and comparability of 1987 and 1992 censuses, see appendix A]

| SIC code | Type of operation and kind of business | Establishments | | Sales | | | Annual payroll | | | Paid employees for pay period including March 12 | |
|--|--|----------------|---------------|-------------------|------------------|-----------------------------|----------------|----------------|-----------------------------|--|---------------|
| | | 1992 (number) | 1987 (number) | 1992 (\$1,000) | 1987 (\$1,000) | Percent change 1987 to 1992 | 1992 (\$1,000) | 1987 (\$1,000) | Percent change 1987 to 1992 | 1992 (number) | 1987 (number) |
| Merchant wholesalers — Con. | | | | | | | | | | | |
| 51 | Nondurable goods | 1 839 | 1 778 | 9 916 020 | 7 624 091 | 30.1 | 500 230 | 393 006 | 27.3 | 24 102 | 22 633 |
| 511 | Paper and paper products | 160 | 138 | 354 824 | (D) | (D) | 38 963 | (D) | (D) | 1 788 | GG |
| 5111 | Printing and writing paper | 20 | 14 | 130 997 | (D) | (D) | 10 152 | (D) | (D) | 324 | EE |
| 5112 | Stationery and office supplies | 113 | 92 | 134 630 | (D) | (D) | 17 759 | (D) | (D) | 1 071 | GG |
| 5113 | Industrial and personal service paper | 27 | 32 | 89 197 | (D) | (D) | 11 052 | (D) | (D) | 393 | FF |
| 512 | Drugs, drug proprietaries, and druggists' sundries | 55 | 42 | (D) | (D) | (D) | (D) | (D) | (D) | GG | GG |
| 5122 | Drugs, drug proprietaries, and druggists' sundries | 55 | 42 | (D) | (D) | (D) | (D) | (D) | (D) | GG | GG |
| 513 | Apparel, piece goods, and notions | 57 | 38 | (D) | (D) | (D) | (D) | (D) | (D) | FF | EE |
| 5131 | Piece goods, notions, and other dry goods | 15 | 11 | (D) | (D) | (D) | (D) | (D) | (D) | CC | BB |
| 5136 | Men's and boys' clothing and furnishings | 19 | 14 | (D) | (D) | (D) | (D) | (D) | (D) | BB | CC |
| 5137 | Women's, children's, and infants' clothing and accessories | 17 | 10 | (D) | (D) | (D) | (D) | (D) | (D) | EE | CC |
| 5139 | Footwear | 6 | 3 | (D) | (D) | (D) | (D) | (D) | (D) | BB | AA |
| 514 | Groceries and related products | 314 | 352 | 2 333 835 | 2 195 198 | 6.3 | 130 796 | 123 784 | 5.7 | 6 307 | 6 590 |
| 5141 | Groceries, general line | 49 | 42 | 1 156 926 | (D) | (D) | 55 828 | (D) | (D) | 2 434 | GG |
| 5142 | Packaged frozen foods | 26 | 16 | 361 170 | 184 662 | 95.6 | 21 066 | 9 545 | 120.7 | 887 | 502 |
| 5143 | Dairy products, except dried or canned | 33 | 49 | 203 550 | 221 354 | -8.0 | 8 283 | 8 720 | -5.0 | 355 | 482 |
| 5144 | Poultry and poultry products | 13 | 21 | (D) | 52 284 | (D) | (D) | 5 167 | (D) | EE | 282 |
| 5145 | Confectionery | 31 | 29 | 71 128 | (D) | (D) | 3 793 | (D) | (D) | 199 | CC |
| 5146 | Fish and seafoods | 3 | 2 | (D) | (D) | (D) | (D) | (D) | (D) | BB | BB |
| 5147 | Meats and meat products | 35 | 48 | 179 224 | 251 774 | -28.8 | 12 625 | 13 381 | -5.6 | 650 | 773 |
| 5148 | Fresh fruits and vegetables | 50 | 41 | 200 938 | (D) | (D) | 13 987 | (D) | (D) | 884 | FF |
| 5149 | Groceries and related products, n.e.c. | 74 | 104 | (D) | 277 037 | (D) | (D) | 27 485 | (D) | FF | 1 540 |
| 515 | Farm-product raw materials | 127 | 138 | 1 596 955 | 1 348 882 | 18.4 | 19 335 | 16 777 | 15.2 | 1 251 | 1 471 |
| 5153 | Grain and field beans | 61 | 62 | (D) | (D) | (D) | (D) | (D) | (D) | FF | EE |
| 5154 | Livestock | 32 | 32 | 878 815 | 514 540 | 70.8 | 3 780 | 2 334 | 62.0 | 292 | 278 |
| 5159 | Farm-product raw materials, n.e.c. | 34 | 44 | (D) | (D) | (D) | (D) | (D) | (D) | EE | FF |
| 516 | Chemicals and allied products | 116 | 87 | 348 042 | 241 042 | 44.4 | 40 787 | 24 139 | 69.0 | 1 475 | 1 119 |
| 5162 | Plastics materials and basic forms and shapes | 19 | 8 | 44 431 | 13 170 | 237.4 | 4 630 | 2 009 | 130.5 | 207 | 97 |
| 5169 | Chemicals and allied products, n.e.c. | 97 | 79 | 303 611 | 227 872 | 33.2 | 36 157 | 22 130 | 63.4 | 1 268 | 1 022 |
| 517 | Petroleum and petroleum products | 240 | 278 | (D) | 1 155 501 | (D) | (D) | 43 417 | (D) | HH | 2 654 |
| 5171 | Petroleum bulk stations and terminals | 192 | 227 | 1 297 981 | 955 663 | 35.8 | 40 451 | 36 254 | 11.6 | 2 274 | 2 241 |
| 5172 | Petroleum and petroleum products wholesalers, except bulk stations and terminals | 48 | 51 | (D) | 199 838 | (D) | (D) | 7 163 | (D) | EE | 413 |
| 518 | Beer, wine, and distilled alcoholic beverages | 70 | 86 | 474 789 | (D) | (D) | 38 835 | (D) | (D) | 1 306 | GG |
| 5181 | Beer and ale | 44 | 61 | 271 391 | (D) | (D) | 23 840 | (D) | (D) | 766 | FF |
| 5182 | Wine and distilled alcoholic beverages | 26 | 25 | 203 398 | (D) | (D) | 14 995 | (D) | (D) | 540 | FF |
| 519 | Miscellaneous nondurable goods | 700 | 619 | (D) | (D) | (D) | (D) | (D) | (D) | II | II |
| 5191 | Farm supplies | 413 | 417 | 956 362 | 619 426 | 54.4 | 59 470 | 43 329 | 37.3 | 3 174 | 3 073 |
| 5192 | Books, periodicals, and newspapers | 27 | 24 | (D) | 66 678 | (D) | (D) | 8 146 | (D) | FF | 503 |
| 5193 | Flowers, nursery stock, and florists' supplies | 39 | 39 | (D) | (D) | (D) | (D) | (D) | (D) | EE | EE |
| 5194 | Tobacco and tobacco products | 49 | 45 | (D) | (D) | (D) | (D) | (D) | (D) | GG | GG |
| 5198 | Paints, varnishes, and supplies | 29 | 17 | 51 968 | 27 425 | 89.5 | 5 024 | 2 851 | 76.2 | 202 | 137 |
| 5199 | Nondurable goods, n.e.c. | 143 | 77 | (D) | (D) | (D) | (D) | (D) | (D) | FF | EE |
| Manufacturers' sales branches and sales offices | | | | | | | | | | | |
| | | 367 | 407 | 10 249 859 | 8 636 244 | 18.7 | 365 069 | 191 468 | 90.7 | 10 247 | 6 773 |
| 50 | Durable goods | 191 | 176 | 1 966 760 | 2 880 247 | -31.7 | 146 262 | 110 919 | 31.9 | 3 748 | 3 728 |
| 501 | Motor vehicles and motor vehicle parts and supplies | 30 | 19 | 450 406 | 747 693 | -39.8 | 25 505 | 16 385 | 55.7 | 881 | 575 |
| 502 | Furniture and home furnishings | 2 | 2 | (D) | (D) | (D) | (D) | (D) | (D) | AA | AA |
| 503 | Lumber and other construction materials | 25 | 23 | 189 118 | 141 534 | 33.6 | 14 074 | 9 028 | 55.9 | 512 | 361 |
| 504 | Professional and commercial equipment and supplies | 37 | 46 | 337 077 | (D) | (D) | 51 122 | (D) | (D) | 1 032 | GG |
| 505 | Metals and minerals, except petroleum | 15 | 17 | 228 035 | 1 199 673 | -81.0 | 6 260 | 16 121 | -61.2 | 204 | 671 |
| 506 | Electrical goods | 32 | 29 | 252 553 | 269 709 | -6.4 | 10 985 | 14 082 | -22.0 | 272 | 407 |
| 507 | Hardware, and plumbing and heating equipment and supplies | 13 | 8 | 86 132 | 17 733 | 385.7 | 8 355 | 1 245 | 571.1 | 299 | 41 |
| 508 | Machinery, equipment, and supplies | 35 | 30 | 413 746 | 128 991 | 220.8 | 29 449 | 6 590 | 346.9 | 534 | 281 |
| 509 | Miscellaneous durable goods | 2 | 2 | (D) | (D) | (D) | (D) | (D) | (D) | AA | BB |
| 51 | Nondurable goods | 176 | 231 | 8 283 099 | 5 755 997 | 43.9 | 218 807 | 80 549 | 171.6 | 6 499 | 3 045 |
| 511 | Paper and paper products | 15 | 15 | 83 966 | (D) | (D) | 5 917 | (D) | (D) | 166 | BB |
| 512 | Drugs, drug proprietaries, and druggists' sundries | 1 | 2 | (D) | (D) | (D) | (D) | (D) | (D) | BB | BB |
| 513 | Apparel, piece goods, and notions | 5 | 1 | (D) | (D) | (D) | (D) | (D) | (D) | CC | BB |
| 514 | Groceries and related products | 70 | 62 | 1 424 768 | 356 677 | 299.5 | 83 125 | 29 031 | 186.3 | 2 300 | 1 258 |
| 515 | Farm-product raw materials | - | - | - | - | - | - | - | - | - | - |
| 516 | Chemicals and allied products | 24 | 30 | 351 840 | 350 565 | .4 | 14 027 | 15 991 | -12.3 | 385 | 580 |
| 517 | Petroleum and petroleum products | 33 | 86 | 1 414 755 | 1 502 345 | -5.8 | 13 122 | 12 933 | 1.5 | 447 | 404 |
| 518 | Beer, wine, and distilled alcoholic beverages | 5 | 5 | 44 507 | (D) | (D) | 1 483 | (D) | (D) | 26 | BB |
| 519 | Miscellaneous nondurable goods | 23 | 30 | (D) | (D) | (D) | (D) | (D) | (D) | HH | EE |
| Agents, brokers, and commission merchants | | | | | | | | | | | |
| | | 483 | 420 | 3 202 069 | 2 244 568 | 42.7 | 63 323 | 47 818 | 32.4 | 3 772 | 3 763 |
| 50 | Durable goods | 234 | 209 | 1 077 271 | 661 271 | 62.9 | 27 645 | 22 467 | 23.0 | 1 076 | 863 |
| 501 | Motor vehicles and motor vehicle parts and supplies | 11 | 9 | 289 656 | 35 214 | 722.6 | 3 640 | 877 | 315.1 | 316 | 103 |
| 502 | Furniture and home furnishings | 19 | 9 | (D) | (D) | (D) | (D) | (D) | (D) | BB | BB |
| 503 | Lumber and other construction materials | 19 | 14 | 81 198 | 57 002 | 42.4 | 1 926 | 3 109 | -38.1 | 53 | 120 |
| 504 | Professional and commercial equipment and supplies | 24 | 18 | 47 932 | (D) | (D) | 2 576 | (D) | (D) | 69 | BB |
| 505 | Metals and minerals, except petroleum | 23 | 30 | 194 015 | 144 973 | 33.8 | 2 864 | 2 170 | 32.0 | 67 | 66 |
| 506 | Electrical goods | 31 | 31 | 189 894 | (D) | (D) | 5 901 | (D) | (D) | 181 | CC |

Table 3. Comparative Statistics for the State: 1992 and 1987 — Con.

[For meaning of abbreviations and symbols, see introductory text. For explanation of terms and comparability of 1987 and 1992 censuses, see appendix A]

| SIC code | Type of operation and kind of business | Establishments | | Sales | | | Annual payroll | | | Paid employees for pay period including March 12 | |
|-----------|---|----------------|---------------|------------------|------------------|-----------------------------|----------------|----------------|-----------------------------|--|---------------|
| | | 1992 (number) | 1987 (number) | 1992 (\$1,000) | 1987 (\$1,000) | Percent change 1987 to 1992 | 1992 (\$1,000) | 1987 (\$1,000) | Percent change 1987 to 1992 | 1992 (number) | 1987 (number) |
| | Agents, brokers, and commission merchants — Con. | | | | | | | | | | |
| 50 | Durable goods — Con. | | | | | | | | | | |
| 507 | Hardware, and plumbing and heating equipment and supplies | 23 | 21 | 34 858 | 48 376 | -27.9 | 1 702 | 1 953 | -12.9 | 66 | 65 |
| 508 | Machinery, equipment, and supplies | 68 | 56 | 152 319 | (D) | (D) | 6 853 | (D) | (D) | 197 | CC |
| 509 | Miscellaneous durable goods | 16 | 21 | (D) | (D) | (D) | (D) | (D) | (D) | BB | BB |
| 51 | Nondurable goods | 249 | 211 | 2 124 798 | 1 583 297 | 34.2 | 35 678 | 25 351 | 40.7 | 2 696 | 2 900 |
| 511 | Paper and paper products | 17 | 5 | 39 274 | (D) | (D) | 1 384 | (D) | (D) | 27 | AA |
| 512 | Drugs, drug proprietaries, and druggists' sundries | 1 | — | (D) | — | (X) | (D) | (D) | (X) | AA | — |
| 513 | Apparel, piece goods, and notions | 3 | 8 | 5 362 | (D) | (D) | 253 | (D) | (D) | 4 | AA |
| 514 | Groceries and related products | 51 | 43 | 585 463 | 384 339 | 52.3 | 11 562 | 8 029 | 44.0 | 457 | 417 |
| 515 | Farm-product raw materials | 119 | 116 | 1 253 472 | 1 000 474 | 25.3 | 14 054 | 11 743 | 19.7 | 2 009 | 2 273 |
| 516 | Chemicals and allied products | 11 | 14 | 59 905 | 47 926 | 25.0 | 2 123 | 1 777 | 19.5 | 41 | 64 |
| 517 | Petroleum and petroleum products | 24 | 11 | (D) | 21 866 | (D) | (D) | 824 | (D) | BB | 31 |
| 518 | Beer, wine, and distilled alcoholic beverages | — | 1 | — | (D) | (D) | — | (D) | (D) | — | AA |
| 519 | Miscellaneous nondurable goods | 23 | 13 | (D) | (D) | (D) | (D) | (D) | (D) | BB | BB |

Table 4. Summary Statistics for Counties and for Places With 2,500 Inhabitants or More: 1992

[For meaning of abbreviations and symbols, see introductory text. For explanation of terms and comparability of 1987 and 1992 censuses, see appendix A. For information on geographic areas followed by ▲, see appendix F]

| Geographic area | Establishments (number) | Sales (\$1,000) | Annual payroll (\$1,000) | Paid employees for pay period including March 12 (number) | Merchant wholesalers | | | Other operating types | | |
|---------------------------|-------------------------|-------------------|--------------------------|---|-------------------------|-------------------|--------------------------|---|-------------------------|-------------------|
| | | | | | Establishments (number) | Sales (\$1,000) | Annual payroll (\$1,000) | Paid employees for pay period including March 12 (number) | Establishments (number) | Sales (\$1,000) |
| Kentucky | 5 931 | 31 574 538 | 1 701 150 | 70 250 | 5 081 | 18 122 610 | 1 272 758 | 56 231 | 850 | 13 451 928 |
| Adair County | 19 | 33 975 | 1 769 | 136 | 18 | (D) | (D) | CC | 1 | (D) |
| Columbia | 12 | (D) | (D) | BB | 11 | 24 153 | 1 051 | 81 | 1 | (D) |
| Balance of county | 7 | (D) | (D) | BB | 7 | (D) | (D) | BB | — | — |
| Allen County | 17 | 18 330 | 1 720 | 81 | 16 | (D) | (D) | BB | 1 | (D) |
| Scottsville | 13 | 16 929 | 1 593 | 72 | 13 | 16 929 | 1 593 | 72 | — | — |
| Balance of county | 4 | 1 401 | 127 | 9 | 3 | (D) | (D) | AA | 1 | (D) |
| Anderson County | 9 | 16 453 | 727 | 46 | 9 | 16 453 | 727 | 46 | — | — |
| Lawrenceburg | 6 | 14 240 | 584 | 38 | 6 | 14 240 | 584 | 38 | — | — |
| Balance of county | 3 | 2 213 | 143 | 8 | 3 | 2 213 | 143 | 8 | — | — |
| Ballard County | 12 | 30 632 | 1 413 | 78 | 12 | 30 632 | 1 413 | 78 | — | — |
| Barren County | 57 | 100 080 | 6 209 | 471 | 52 | 71 809 | 5 919 | 440 | 5 | 28 271 |
| Glasgow | 43 | 60 509 | 5 005 | 368 | 40 | (D) | (D) | EE | 3 | (D) |
| Balance of county | 14 | 39 571 | 1 204 | 103 | 12 | (D) | (D) | BB | 2 | (D) |
| Bath County | 6 | 7 388 | 474 | 26 | 6 | 7 388 | 474 | 26 | — | — |
| Bell County | 34 | (D) | (D) | EE | 32 | (D) | (D) | EE | 2 | (D) |
| Middlesborough | 28 | 72 554 | 5 470 | 276 | 26 | (D) | (D) | EE | 2 | (D) |
| Balance of county | 6 | (D) | (D) | BB | 6 | (D) | (D) | BB | — | — |
| Boone County | 109 | 450 224 | 36 350 | 1 249 | 90 | (D) | (D) | FF | 19 | (D) |
| Florence | 54 | 340 865 | 25 892 | 817 | 41 | 111 458 | 8 837 | 427 | 13 | 229 407 |
| Balance of county | 55 | 109 359 | 10 458 | 432 | 49 | (D) | (D) | EE | 6 | (D) |
| Bourbon County | 19 | 123 353 | 9 430 | 374 | 16 | (D) | (D) | EE | 3 | (D) |
| Paris | 14 | 82 679 | 8 442 | 297 | 12 | (D) | (D) | EE | 2 | (D) |
| Balance of county | 5 | 40 674 | 988 | 77 | 4 | (D) | (D) | BB | 1 | (D) |
| Boyd County | 117 | 377 942 | 30 958 | 1 347 | 107 | (D) | (D) | GG | 10 | (D) |
| Ashland | 96 | 277 417 | 23 380 | 1 039 | 89 | (D) | (D) | GG | 7 | (D) |
| Balance of county | 21 | 100 525 | 7 578 | 308 | 18 | (D) | (D) | EE | 3 | (D) |
| Boyle County | 46 | 101 981 | 5 741 | 411 | 40 | (D) | (D) | EE | 6 | (D) |
| Danville | 42 | (D) | (D) | EE | 36 | (D) | (D) | EE | 6 | (D) |
| Balance of county | 4 | (D) | (D) | BB | 4 | (D) | (D) | BB | — | — |
| Bracken County | 9 | 13 907 | 1 100 | 72 | 7 | (D) | (D) | BB | 2 | (D) |
| Breathitt County | 8 | 29 475 | 1 635 | 69 | 7 | (D) | (D) | BB | 1 | (D) |
| Breckinridge County | 20 | 26 044 | 2 269 | 160 | 19 | (D) | (D) | CC | 1 | (D) |
| Bullitt County | 35 | 60 167 | 6 600 | 312 | 33 | (D) | (D) | EE | 2 | (D) |
| Hillview | 6 | (D) | (D) | CC | 5 | 30 565 | 3 076 | 134 | 1 | (D) |
| Mount Washington | 2 | (D) | (D) | AA | 2 | (D) | (D) | AA | — | — |
| Shepherdsville | 18 | 15 058 | 1 653 | 73 | 17 | (D) | (D) | BB | 1 | (D) |
| Balance of county | 9 | (D) | (D) | BB | 9 | (D) | (D) | BB | — | — |
| Butler County | 9 | 11 970 | 860 | 56 | 7 | (D) | (D) | BB | 2 | (D) |

Table 4. Summary Statistics for Counties and for Places With 2,500 Inhabitants or More: 1992—Con.

[For meaning of abbreviations and symbols, see introductory text. For explanation of terms and comparability of 1987 and 1992 censuses, see appendix A. For information on geographic areas followed by ▲, see appendix F]

| Geographic area | Estab- lish- ments (number) | Sales (\$1,000) | Annual payroll (\$1,000) | Paid employees for pay period including March 12 (number) | Merchant wholesalers | | | Other operating types | | |
|-------------------------|--------------------------------------|--------------------|--------------------------------|---|--------------------------------------|--------------------|--------------------------------|---|--------------------------------------|--------------------|
| | | | | | Estab- lish- ments (number) | Sales (\$1,000) | Annual payroll (\$1,000) | Paid employees for pay period including March 12 (number) | Estab- lish- ments (number) | Sales (\$1,000) |
| Kentucky—Con. | | | | | | | | | | |
| Caldwell County | 15 | 10 916 | 1 145 | 73 | 14 | (D) | (D) | BB | 1 | (D) |
| Princeton | 9 | 6 722 | 725 | 39 | 9 | 6 722 | 725 | 39 | — | — |
| Balance of county | 6 | 4 194 | 420 | 34 | 5 | (D) | (D) | AA | 1 | (D) |
| Calloway County | 65 | 232 246 | 15 147 | 801 | 61 | 226 551 | 14 963 | 783 | 4 | 5 695 |
| Murray | 49 | 185 048 | 13 091 | 687 | 47 | (D) | (D) | FF | 2 | (D) |
| Balance of county | 16 | 47 198 | 2 056 | 114 | 14 | (D) | (D) | CC | 2 | (D) |
| Campbell County | 82 | 810 192 | 47 004 | 1 061 | 68 | 170 698 | 13 483 | 520 | 14 | 639 494 |
| Alexandria | 15 | 17 807 | 1 185 | 54 | 12 | 7 389 | 954 | 44 | 3 | 10 418 |
| Belleuve | 2 | (D) | (D) | AA | 2 | (D) | (D) | AA | — | — |
| Cold Spring | 1 | (D) | (D) | AA | — | — | — | — | 1 | (D) |
| Dayton | 3 | 2 782 | 748 | 14 | 3 | 2 782 | 748 | 14 | — | — |
| Fort Thomas | 10 | (D) | (D) | BB | 7 | 3 475 | 360 | 18 | 3 | (D) |
| Highland Heights | 3 | (D) | (D) | AA | 3 | (D) | (D) | AA | — | — |
| Newport | 33 | 643 216 | 37 235 | 740 | 28 | (D) | (D) | CC | 5 | (D) |
| Southgate | 2 | (D) | (D) | AA | 1 | (D) | (D) | AA | 1 | (D) |
| Balance of county | 13 | (D) | (D) | CC | 12 | (D) | (D) | CC | 1 | (D) |
| Carlisle County | 5 | 14 964 | 369 | 26 | 5 | 14 964 | 369 | 26 | — | — |
| Carroll County | 15 | 133 041 | 1 681 | 154 | 10 | 18 615 | 1 171 | 70 | 5 | 114 426 |
| Carrollton | 14 | (D) | (D) | CC | 9 | (D) | (D) | BB | 5 | 114 426 |
| Balance of county | 1 | (D) | (D) | BB | 1 | (D) | (D) | BB | — | — |
| Carter County | 15 | 6 147 | 577 | 55 | 15 | 6 147 | 577 | 55 | — | — |
| Grayson | 5 | 1 745 | 170 | 15 | 5 | 1 745 | 170 | 15 | — | — |
| Balance of county | 10 | 4 402 | 407 | 40 | 10 | 4 402 | 407 | 40 | — | — |
| Casey County | 16 | 12 195 | 898 | 67 | 16 | 12 195 | 898 | 67 | — | — |
| Christian County | 102 | 412 713 | 21 830 | 1 169 | 88 | 303 787 | 18 498 | 944 | 14 | 108 926 |
| Hopkinsville | 82 | (D) | (D) | GG | 69 | (D) | (D) | FF | 13 | (D) |
| Oak Grove | 1 | (D) | (D) | AA | 1 | (D) | (D) | AA | — | — |
| Balance of county | 19 | (D) | (D) | CC | 18 | (D) | (D) | BB | 1 | (D) |
| Clark County | 43 | 106 032 | 8 380 | 431 | 41 | (D) | (D) | EE | 2 | (D) |
| Winchester | 36 | 96 991 | 8 046 | 408 | 35 | (D) | (D) | EE | 1 | (D) |
| Balance of county | 7 | 9 041 | 334 | 23 | 6 | (D) | (D) | BB | 1 | (D) |
| Clay County | 15 | 18 504 | 1 034 | 66 | 14 | (D) | (D) | BB | 1 | (D) |
| Clinton County | 11 | 23 259 | 1 051 | 90 | 8 | 8 737 | 440 | 52 | 3 | 14 522 |
| Crittenden County | 11 | 20 469 | 765 | 60 | 10 | (D) | (D) | BB | 1 | (D) |
| Marion | 7 | (D) | (D) | BB | 6 | (D) | (D) | BB | 1 | (D) |
| Balance of county | 4 | (D) | (D) | AA | 4 | (D) | (D) | AA | — | — |
| Cumberland County | 7 | 3 553 | 514 | 47 | 7 | 3 553 | 514 | 47 | — | — |
| Daviess County | 190 | 936 870 | 50 067 | 2 212 | 167 | 699 296 | 43 723 | 1 894 | 23 | 237 574 |
| Owensboro | 150 | 688 031 | 36 916 | 1 716 | 133 | 472 206 | 31 343 | 1 457 | 17 | 215 825 |
| Balance of county | 40 | 248 839 | 13 151 | 496 | 34 | 227 090 | 12 380 | 437 | 6 | 21 749 |
| Edmonson County | 7 | 3 381 | 466 | 33 | 7 | 3 381 | 466 | 33 | — | — |
| Elliott County | — | — | — | — | — | — | — | — | — | — |
| Estill County | 12 | 34 120 | 1 977 | 135 | 12 | 34 120 | 1 977 | 135 | — | — |
| Irvine | 9 | 32 288 | 1 722 | 121 | 9 | 32 288 | 1 722 | 121 | — | — |
| Balance of county | 3 | 1 832 | 255 | 14 | 3 | 1 832 | 255 | 14 | — | — |
| Fayette County | 570 | 3 190 967 | 183 219 | 7 268 | 473 | 2 082 540 | 139 475 | 5 693 | 97 | 1 108 427 |
| Lexington-Fayette | 570 | 3 190 967 | 183 219 | 7 268 | 473 | 2 082 540 | 139 475 | 5 693 | 97 | 1 108 427 |
| Fleming County | 32 | (D) | (D) | CC | 30 | (D) | (D) | CC | 2 | (D) |
| Flemingsburg | 15 | 45 267 | 1 988 | 132 | 14 | (D) | (D) | BB | 1 | (D) |
| Balance of county | 17 | (D) | (D) | BB | 16 | (D) | (D) | BB | 1 | (D) |
| Floyd County | 58 | 240 067 | 16 623 | 709 | 53 | 172 005 | 12 418 | 525 | 5 | 68 062 |
| Prestonsburg | 26 | 83 163 | 5 542 | 245 | 23 | (D) | (D) | CC | 3 | (D) |
| Balance of county | 32 | 156 904 | 11 081 | 464 | 30 | (D) | (D) | EE | 2 | (D) |
| Franklin County | 49 | 123 435 | 7 602 | 339 | 43 | 112 480 | 7 000 | 311 | 6 | 10 955 |
| Frankfort | 43 | (D) | (D) | EE | 38 | (D) | (D) | CC | 5 | (D) |
| Balance of county | 6 | (D) | (D) | BB | 5 | (D) | (D) | BB | 1 | (D) |
| Fulton County | 20 | 66 046 | 3 995 | 211 | 19 | (D) | (D) | CC | 1 | (D) |
| Fulton | 10 | 16 801 | 3 107 | 165 | 10 | 16 801 | 3 107 | 165 | — | — |
| Hickman | 6 | 43 043 | 738 | 37 | 6 | 43 043 | 738 | 37 | — | — |
| Balance of county | 4 | 6 202 | 150 | 9 | 3 | (D) | (D) | AA | 1 | (D) |
| Gallatin County | 9 | (D) | (D) | EE | 6 | (D) | (D) | BB | 3 | (D) |
| Garrard County | 11 | 12 954 | 1 092 | 89 | 11 | 12 954 | 1 092 | 89 | — | — |
| Lancaster | 7 | (D) | (D) | BB | 7 | (D) | (D) | BB | — | — |
| Balance of county | 4 | (D) | (D) | BB | 4 | (D) | (D) | BB | — | — |
| Grant County | 13 | (D) | (D) | CC | 11 | (D) | (D) | CC | 2 | (D) |
| Williamstown | 4 | (D) | (D) | BB | 3 | (D) | (D) | BB | 1 | (D) |
| Balance of county | 9 | (D) | (D) | CC | 8 | (D) | (D) | CC | 1 | (D) |
| Graves County | 42 | 137 804 | 9 585 | 561 | 38 | 114 941 | 9 019 | 516 | 4 | 22 863 |
| Mayfield | 24 | 84 186 | 6 596 | 394 | 21 | (D) | (D) | EE | 3 | (D) |
| Balance of county | 18 | 53 618 | 2 989 | 167 | 17 | (D) | (D) | CC | 1 | (D) |
| Grayson County | 28 | 110 482 | 5 308 | 302 | 27 | (D) | (D) | EE | 1 | (D) |
| Leitchfield | 10 | (D) | (D) | CC | 9 | (D) | (D) | CC | 1 | (D) |
| Balance of county | 18 | (D) | (D) | CC | 18 | (D) | (D) | CC | — | — |

Table 4. Summary Statistics for Counties and for Places With 2,500 Inhabitants or More: 1992—Con.

[For meaning of abbreviations and symbols, see introductory text. For explanation of terms and comparability of 1987 and 1992 censuses, see appendix A. For information on geographic areas followed by ▲, see appendix F]

| Geographic area | Estab- lish- ments (number) | Sales (\$1,000) | Annual payroll (\$1,000) | Paid employees for pay period including March 12 (number) | Merchant wholesalers | | | Other operating types | | |
|---------------------------|--------------------------------------|--------------------|--------------------------------|---|--------------------------------------|--------------------|--------------------------------|---|--------------------------------------|--------------------|
| | | | | | Estab- lish- ments (number) | Sales (\$1,000) | Annual payroll (\$1,000) | Paid employees for pay period including March 12 (number) | Estab- lish- ments (number) | Sales (\$1,000) |
| Kentucky—Con. | | | | | | | | | | |
| Green County | 10 | 9 849 | 873 | 55 | 10 | 9 849 | 873 | 55 | — | — |
| Greenup County | 19 | 10 374 | 1 436 | 95 | 18 | (D) | (D) | BB | 1 | (D) |
| Flatwoods | 3 | 1 966 | 412 | 30 | 3 | 1 966 | 412 | 30 | — | — |
| Russell | 4 | 1 628 | 320 | 17 | 4 | 1 628 | 320 | 17 | — | — |
| Balance of county | 12 | 6 780 | 704 | 48 | 11 | (D) | (D) | BB | 1 | (D) |
| Hancock County | 3 | 3 840 | 523 | 19 | 3 | 3 840 | 523 | 19 | — | — |
| Hardin County | 83 | 145 897 | 14 950 | 761 | 79 | 132 809 | 13 813 | 727 | 4 | 13 088 |
| Elizabethtown | 48 | 98 957 | 12 194 | 550 | 44 | 85 869 | 11 057 | 516 | 4 | 13 088 |
| Radcliff | 8 | 5 073 | 614 | 44 | 8 | 5 073 | 614 | 44 | — | — |
| Vine Grove | 2 | (D) | (D) | AA | 2 | (D) | (D) | AA | — | — |
| Balance of county | 25 | (D) | (D) | CC | 25 | (D) | (D) | CC | — | — |
| Harlan County | 36 | 94 757 | 7 350 | 332 | 31 | 70 489 | 6 702 | 310 | 5 | 24 268 |
| Cumberland | 3 | (D) | (D) | AA | 3 | (D) | (D) | AA | — | — |
| Harlan | 16 | 61 883 | 3 600 | 160 | 13 | (D) | (D) | CC | 3 | (D) |
| Balance of county | 17 | (D) | (D) | CC | 15 | (D) | (D) | CC | 2 | (D) |
| Harrison County | 12 | 23 687 | 979 | 89 | 8 | 13 579 | 825 | 45 | 4 | 10 108 |
| Cynthiana | 9 | (D) | (D) | BB | 6 | (D) | (D) | BB | 3 | (D) |
| Balance of county | 3 | (D) | (D) | BB | 2 | (D) | (D) | AA | 1 | (D) |
| Hart County | 26 | 62 240 | 2 499 | 227 | 23 | 32 540 | 2 159 | 143 | 3 | 29 700 |
| Henderson County | 82 | 333 681 | 19 200 | 827 | 74 | 281 338 | 17 246 | 760 | 8 | 52 343 |
| Henderson | 76 | 295 476 | 12 123 | 580 | 68 | 243 133 | 10 169 | 513 | 8 | 52 343 |
| Balance of county | 6 | 38 205 | 7 077 | 247 | 6 | 38 205 | 7 077 | 247 | — | — |
| Henry County | 19 | 82 699 | 4 201 | 190 | 16 | (D) | (D) | BB | 3 | (D) |
| Hickman County | 9 | 25 541 | 1 515 | 68 | 8 | (D) | (D) | BB | 1 | (D) |
| Hopkins County | 78 | 235 468 | 14 834 | 688 | 73 | (D) | (D) | FF | 5 | (D) |
| Dawson Springs | 2 | (D) | (D) | BB | 2 | (D) | (D) | BB | — | — |
| Madisonville | 51 | 185 720 | 9 710 | 432 | 47 | (D) | (D) | EE | 4 | (D) |
| Balance of county | 25 | (D) | (D) | CC | 24 | (D) | (D) | CC | 1 | (D) |
| Jackson County | 5 | 10 858 | 455 | 34 | 5 | 10 858 | 455 | 34 | — | — |
| Jefferson County | 1 610 | 13 086 064 | 679 879 | 24 653 | 1 286 | 6 245 683 | 465 555 | 18 201 | 324 | 6 840 381 |
| Douglass Hills | — | (D) | (D) | — | — | (D) | (D) | — | — | (D) |
| Graymoor-Devondale | 2 | (D) | (D) | AA | 1 | (D) | (D) | AA | 1 | (D) |
| Hurstbourne | 15 | 232 098 | 4 608 | 127 | 2 | (D) | (D) | BB | 13 | (D) |
| Jeffersonstown | 203 | 1 074 313 | 104 309 | 3 345 | 161 | 697 976 | 78 264 | 2 610 | 42 | 376 337 |
| Louisville | 768 | 8 273 298 | 402 432 | 14 524 | 641 | 3 406 475 | 255 778 | 10 152 | 127 | 4 866 823 |
| Lyndon | 23 | 55 040 | 3 436 | 156 | 16 | 26 019 | 2 331 | 119 | 7 | 29 021 |
| Middletown | 24 | 106 545 | 4 249 | 149 | 17 | 17 762 | 2 251 | 102 | 7 | 88 783 |
| Prospect | 10 | (D) | (D) | BB | 7 | (D) | (D) | AA | 3 | (D) |
| St. Matthews | 42 | 224 282 | 8 774 | 264 | 18 | 57 557 | 4 658 | 159 | 24 | 166 725 |
| Shively | 18 | 52 963 | 5 680 | 195 | 17 | (D) | (D) | CC | 1 | (D) |
| Balance of county ▲ | 505 | 3 058 000 | 145 302 | 5 867 | 406 | 1 980 341 | 115 221 | 4 822 | 99 | 1 077 659 |
| Jessamine County | 56 | 159 331 | 11 563 | 652 | 46 | 131 242 | 10 095 | 610 | 10 | 28 089 |
| Nicholasville | 41 | 146 742 | 10 297 | 579 | 34 | (D) | (D) | FF | 7 | (D) |
| Wilmore | 2 | (D) | (D) | AA | 2 | (D) | (D) | AA | — | — |
| Balance of county | 13 | (D) | (D) | BB | 10 | (D) | (D) | BB | 3 | (D) |
| Johnson County | 38 | 99 273 | 6 348 | 278 | 32 | 74 428 | 4 671 | 223 | 6 | 24 845 |
| Paintsville | 22 | 49 025 | 3 152 | 153 | 19 | (D) | (D) | CC | 3 | (D) |
| Balance of county | 16 | 50 248 | 3 196 | 125 | 13 | (D) | (D) | BB | 3 | (D) |
| Kenton County | 204 | 1 367 747 | 97 697 | 2 818 | 157 | 646 335 | 59 160 | 2 032 | 47 | 721 412 |
| Covington | 66 | 342 023 | 22 313 | 815 | 58 | 174 093 | 19 577 | 743 | 8 | 167 930 |
| Crescent Springs | 5 | 51 084 | 4 751 | 164 | 5 | 51 084 | 4 751 | 164 | — | — |
| Crestview Hills | 4 | (D) | (D) | AA | 3 | (D) | (D) | AA | 1 | (D) |
| Edgewood | 14 | (D) | (D) | BB | 12 | (D) | (D) | BB | 2 | (D) |
| Elsmere | 4 | 2 272 | 462 | 23 | 4 | 2 272 | 462 | 23 | — | — |
| Erlanger | 42 | 388 915 | 28 618 | 842 | 32 | 239 158 | 19 080 | 595 | 10 | 149 757 |
| Fort Mitchell | 18 | 60 309 | 2 809 | 88 | 8 | (D) | (D) | BB | 10 | (D) |
| Fort Wright | 10 | 33 614 | 1 767 | 55 | 7 | 7 993 | 1 021 | 33 | 3 | 25 621 |
| Independence | 5 | (D) | (D) | BB | 4 | 12 393 | 1 964 | 58 | 1 | (D) |
| Lakeside Park | — | — | — | — | — | — | — | — | — | — |
| Ludlow | 5 | 36 632 | 1 307 | 59 | 5 | 36 632 | 1 307 | 59 | — | — |
| Park Hills | 2 | (D) | (D) | AA | 1 | (D) | (D) | AA | 1 | (D) |
| Taylor Mill | 1 | (D) | (D) | AA | — | — | — | — | — | (D) |
| Villa Hills | 1 | (D) | (D) | AA | — | — | — | — | — | (D) |
| Balance of county | 27 | 421 781 | 31 881 | 641 | 18 | 97 029 | 8 153 | 250 | 9 | 324 752 |
| Knott County | 9 | 1 097 | 203 | 19 | 9 | 1 097 | 203 | 19 | — | — |
| Knox County | 22 | 44 737 | 4 101 | 198 | 22 | 44 737 | 4 101 | 198 | — | — |
| Barbourville | 11 | 19 971 | 1 601 | 87 | 11 | 19 971 | 1 601 | 87 | — | — |
| Corbin (part) ▲ | 2 | (D) | (D) | AA | 2 | (D) | (D) | AA | — | — |
| Balance of county | 9 | (D) | (D) | BB | 9 | (D) | (D) | BB | — | — |
| Larue County | 15 | 10 360 | 867 | 57 | 14 | (D) | (D) | BB | 1 | (D) |
| Hodgenville | 8 | 7 103 | 560 | 35 | 8 | 7 103 | 560 | 35 | — | — |
| Balance of county | 7 | 3 257 | 307 | 22 | 6 | (D) | (D) | BB | 1 | (D) |
| Laurel County | 77 | 412 881 | 23 912 | 1 174 | 70 | 333 220 | 21 269 | 1 062 | 7 | 79 661 |
| London | 54 | 207 151 | 12 292 | 617 | 50 | (D) | (D) | FF | 4 | (D) |
| Balance of county | 23 | 205 730 | 11 620 | 557 | 20 | (D) | (D) | FF | 3 | (D) |
| Lawrence County | 10 | 54 611 | 3 682 | 155 | 10 | 54 611 | 3 682 | 155 | — | — |

Table 4. Summary Statistics for Counties and for Places With 2,500 Inhabitants or More: 1992—Con.

[For meaning of abbreviations and symbols, see introductory text. For explanation of terms and comparability of 1987 and 1992 censuses, see appendix A. For information on geographic areas followed by ▲, see appendix F]

| Geographic area | Estab-lish-ments (number) | Sales (\$1,000) | Annual payroll (\$1,000) | Paid employees for pay period including March 12 (number) | Merchant wholesalers | | | Other operating types | | |
|-------------------------|---------------------------|-----------------|--------------------------|---|---------------------------|-----------------|--------------------------|---|---------------------------|-----------------|
| | | | | | Estab-lish-ments (number) | Sales (\$1,000) | Annual payroll (\$1,000) | Paid employees for pay period including March 12 (number) | Estab-lish-ments (number) | Sales (\$1,000) |
| Kentucky—Con. | | | | | | | | | | |
| Lee County | 6 | 41 813 | 912 | 32 | 6 | 41 813 | 912 | 32 | — | — |
| Leslie County | 1 | (D) | (D) | AA | 1 | (D) | (D) | AA | — | — |
| Letcher County | 22 | 86 791 | 3 871 | 202 | 22 | 86 791 | 3 871 | 202 | — | — |
| Jenkins | 1 | (D) | (D) | AA | 1 | (D) | (D) | AA | — | — |
| Balance of county | 21 | (D) | (D) | CC | 21 | (D) | (D) | CC | — | — |
| Lewis County | 7 | 5 576 | 594 | 41 | 6 | (D) | (D) | BB | 1 | (D) |
| Lincoln County | 14 | 14 342 | 711 | 74 | 14 | 14 342 | 711 | 74 | — | — |
| Stanford | 6 | 2 927 | 324 | 40 | 6 | 2 927 | 324 | 40 | — | — |
| Balance of county | 8 | 11 415 | 387 | 34 | 8 | 11 415 | 387 | 34 | — | — |
| Livingston County | 6 | 6 214 | 684 | 36 | 6 | 6 214 | 684 | 36 | — | — |
| Logan County | 35 | 60 470 | 3 323 | 244 | 28 | 43 297 | 2 955 | 158 | 7 | 17 173 |
| Russellville | 23 | 51 467 | 2 653 | 200 | 18 | (D) | (D) | CC | 5 | (D) |
| Balance of county | 12 | 9 003 | 670 | 44 | 10 | (D) | (D) | BB | 2 | (D) |
| Lyon County | 7 | 20 222 | 906 | 38 | 6 | (D) | (D) | BB | 1 | (D) |
| McCracken County | 165 | 1 204 982 | 52 650 | 2 391 | 144 | 1 075 304 | 49 118 | 2 252 | 21 | 129 678 |
| Paducah | 138 | 1 118 208 | 48 999 | 2 194 | 121 | (D) | (D) | CC | 17 | (D) |
| Balance of county | 27 | 86 774 | 3 651 | 197 | 23 | (D) | (D) | GG | 4 | (D) |
| McCreary County | 7 | (D) | (D) | AA | 5 | (D) | (D) | AA | 2 | (D) |
| McLean County | 12 | 30 861 | 2 829 | 129 | 11 | (D) | (D) | BB | 1 | (D) |
| Madison County | 52 | 127 538 | 7 250 | 452 | 46 | 89 239 | 6 715 | 387 | 6 | 38 299 |
| Berea | 10 | 6 294 | 679 | 44 | 10 | 6 294 | 679 | 44 | — | — |
| Richmond | 31 | 82 834 | 4 160 | 287 | 25 | 44 535 | 3 625 | 222 | 6 | 38 299 |
| Balance of county | 11 | 38 410 | 2 411 | 121 | 11 | 38 410 | 2 411 | 121 | — | — |
| Magoffin County | 6 | 5 153 | 287 | 23 | 6 | 5 153 | 287 | 23 | — | — |
| Marion County | 17 | 38 354 | 2 024 | 147 | 14 | 21 523 | 1 464 | 105 | 3 | 16 831 |
| Lebanon | 13 | (D) | (D) | CC | 11 | (D) | (D) | BB | 2 | (D) |
| Balance of county | 4 | (D) | (D) | BB | 3 | (D) | (D) | BB | 1 | (D) |
| Marshall County | 38 | 78 137 | 5 111 | 315 | 35 | 58 184 | 3 901 | 271 | 3 | 19 953 |
| Benton | 15 | 16 754 | 2 126 | 167 | 14 | (D) | (D) | CC | 1 | (D) |
| Calvert City | 6 | (D) | (D) | BB | 5 | (D) | (D) | BB | 1 | (D) |
| Balance of county | 17 | (D) | (D) | CC | 16 | (D) | (D) | CC | 1 | (D) |
| Martin County | 6 | 16 611 | 1 091 | 47 | 6 | 16 611 | 1 091 | 47 | — | — |
| Mason County | 57 | 259 245 | 7 112 | 608 | 44 | (D) | (D) | EE | 13 | (D) |
| Maysville | 46 | (D) | (D) | FF | 34 | (D) | (D) | CC | 12 | (D) |
| Balance of county | 11 | (D) | (D) | BB | 10 | (D) | (D) | BB | 1 | (D) |
| Meade County | 14 | 22 597 | 1 211 | 55 | 13 | (D) | (D) | BB | 1 | (D) |
| Menifee County | 1 | (D) | (D) | AA | 1 | (D) | (D) | AA | — | — |
| Mercer County | 19 | 35 488 | 1 169 | 77 | 15 | 21 848 | 894 | 53 | 4 | 13 640 |
| Harrodsburg | 16 | (D) | (D) | BB | 12 | (D) | (D) | BB | 4 | 13 640 |
| Balance of county | 3 | (D) | (D) | AA | 3 | (D) | (D) | AA | — | — |
| Metcalfe County | 9 | 10 599 | 783 | 95 | 8 | (D) | (D) | BB | 1 | (D) |
| Monroe County | 19 | 78 358 | 3 514 | 205 | 18 | (D) | (D) | CC | 1 | (D) |
| Tompkinsville | 12 | (D) | (D) | CC | 11 | 23 159 | 2 533 | 159 | 1 | (D) |
| Balance of county | 7 | (D) | (D) | BB | 7 | (D) | (D) | BB | — | — |
| Montgomery County | 37 | 151 779 | 6 059 | 318 | 34 | 114 356 | 5 767 | 294 | 3 | 37 423 |
| Mount Sterling | 25 | 65 651 | 2 570 | 158 | 23 | (D) | (D) | CC | 2 | (D) |
| Balance of county | 12 | 86 128 | 3 489 | 160 | 11 | (D) | (D) | CC | 1 | (D) |
| Morgan County | 9 | 32 043 | 1 284 | 72 | 8 | (D) | (D) | BB | 1 | (D) |
| Muhlenberg County | 32 | 348 896 | 16 630 | 758 | 29 | 347 003 | 16 357 | 747 | 3 | 1 893 |
| Central City | 13 | 19 551 | 1 925 | 109 | 11 | (D) | (D) | BB | 2 | (D) |
| Greenville | 12 | (D) | (D) | EE | 12 | (D) | (D) | EE | — | — |
| Balance of county | 7 | (D) | (D) | CC | 6 | (D) | (D) | CC | 1 | (D) |
| Nelson County | 44 | 91 802 | 5 389 | 274 | 40 | (D) | (D) | EE | 4 | (D) |
| Bardstown | 31 | 80 320 | 4 751 | 228 | 28 | (D) | (D) | CC | 3 | (D) |
| Balance of county | 13 | 11 482 | 638 | 46 | 12 | (D) | (D) | BB | 1 | (D) |
| Nicholas County | 3 | (D) | (D) | AA | 3 | (D) | (D) | AA | — | — |
| Ohio County | 15 | 35 343 | 1 700 | 126 | 14 | (D) | (D) | CC | 1 | (D) |
| Beaver Dam | 6 | (D) | (D) | AA | 5 | (D) | (D) | AA | 1 | (D) |
| Hartford | 5 | 24 521 | 893 | 82 | 5 | 24 521 | 893 | 82 | — | — |
| Balance of county | 4 | (D) | (D) | BB | 4 | (D) | (D) | BB | — | — |
| Oldham County | 48 | 73 593 | 5 428 | 222 | 31 | (D) | (D) | CC | 17 | (D) |
| La Grange | 11 | 45 825 | 3 457 | 121 | 8 | 41 314 | 3 353 | 115 | 3 | 4 511 |
| Balance of county | 37 | 27 768 | 1 971 | 101 | 23 | (D) | (D) | BB | 14 | (D) |
| Owen County | 6 | 7 171 | 473 | 25 | 6 | 7 171 | 473 | 25 | — | — |
| Owsley County | 3 | 1 706 | 119 | 8 | 3 | 1 706 | 119 | 8 | — | — |
| Pendleton County | 8 | (D) | (D) | BB | 7 | (D) | (D) | BB | 1 | (D) |
| Perry County | 55 | 185 440 | 14 187 | 517 | 50 | 143 841 | 11 732 | 428 | 5 | 41 599 |
| Hazard | 43 | 150 075 | 11 558 | 408 | 39 | (D) | (D) | EE | 4 | (D) |
| Balance of county | 12 | 35 365 | 2 629 | 109 | 11 | (D) | (D) | BB | 1 | (D) |

Table 4. Summary Statistics for Counties and for Places With 2,500 Inhabitants or More: 1992—Con.

[For meaning of abbreviations and symbols, see introductory text. For explanation of terms and comparability of 1987 and 1992 censuses, see appendix A. For information on geographic areas followed by ▲, see appendix F]

| Geographic area | Estab-lish-ments (number) | Sales (\$1,000) | Annual payroll (\$1,000) | Paid employees for pay period including March 12 (number) | Merchant wholesalers | | | Other operating types | | |
|-------------------------|---------------------------|-----------------|--------------------------|---|---------------------------|-----------------|--------------------------|---|---------------------------|-----------------|
| | | | | | Estab-lish-ments (number) | Sales (\$1,000) | Annual payroll (\$1,000) | Paid employees for pay period including March 12 (number) | Estab-lish-ments (number) | Sales (\$1,000) |
| Kentucky—Con. | | | | | | | | | | |
| Pike County | 83 | 271 725 | 19 360 | 711 | 73 | 229 765 | 16 530 | 629 | 10 | 41 960 |
| Pikeville..... | 31 | 119 687 | 9 581 | 332 | 28 | (D) | (D) | EE | 3 | (D) |
| Balance of county | 52 | 152 038 | 9 779 | 379 | 45 | (D) | (D) | EE | 7 | (D) |
| Powell County | 7 | 7 044 | 584 | 49 | 7 | 7 044 | 584 | 49 | — | — |
| Stanton | 4 | (D) | (D) | AA | 4 | (D) | (D) | AA | — | — |
| Balance of county | 3 | (D) | (D) | BB | 3 | (D) | (D) | BB | — | — |
| Pulaski County | 99 | 293 114 | 16 678 | 1 026 | 88 | 228 473 | 13 971 | 912 | 11 | 64 641 |
| Somerset | 59 | 226 271 | 11 589 | 668 | 50 | (D) | (D) | FF | 9 | (D) |
| Balance of county | 40 | 66 843 | 5 089 | 358 | 38 | (D) | (D) | EE | 2 | (D) |
| Robertson County | — | — | — | — | — | — | — | — | — | — |
| Rockcastle County | 14 | 17 249 | 1 100 | 82 | 14 | 17 249 | 1 100 | 82 | — | — |
| Mount Vernon | 4 | 8 168 | 446 | 23 | 4 | 8 168 | 446 | 23 | — | — |
| Balance of county | 10 | 9 081 | 654 | 59 | 10 | 9 081 | 654 | 59 | — | — |
| Rowan County | 27 | 60 113 | 3 399 | 230 | 24 | (D) | (D) | CC | 3 | (D) |
| Morehead | 15 | 28 325 | 1 755 | 71 | 14 | (D) | (D) | BB | 1 | (D) |
| Balance of county | 12 | 31 788 | 1 644 | 159 | 10 | (D) | (D) | CC | 2 | (D) |
| Russell County | 13 | 38 003 | 3 253 | 163 | 12 | (D) | (D) | CC | 1 | (D) |
| Scott County | 27 | 223 062 | 7 673 | 315 | 26 | (D) | (D) | EE | 1 | (D) |
| Georgetown | 22 | (D) | (D) | EE | 22 | (D) | (D) | EE | — | — |
| Balance of county | 5 | (D) | (D) | AA | 4 | (D) | (D) | AA | 1 | (D) |
| Shelby County | 42 | 121 289 | 7 376 | 508 | 37 | 81 494 | 6 467 | 353 | 5 | 39 795 |
| Shelbyville | 29 | 106 670 | 5 669 | 412 | 24 | 66 875 | 4 760 | 257 | 5 | 39 795 |
| Balance of county | 13 | 14 619 | 1 707 | 96 | 13 | 14 619 | 1 707 | 96 | — | — |
| Simpson County | 25 | 120 890 | 4 871 | 224 | 20 | 63 449 | 2 596 | 127 | 5 | 57 441 |
| Franklin | 18 | 86 872 | 3 149 | 157 | 14 | (D) | (D) | BB | 4 | (D) |
| Balance of county | 7 | 34 018 | 1 722 | 67 | 6 | (D) | (D) | BB | 1 | (D) |
| Spencer County | 4 | 6 294 | 393 | 22 | 3 | (D) | (D) | AA | 1 | (D) |
| Taylor County | 40 | 36 609 | 3 668 | 209 | 38 | (D) | (D) | CC | 2 | (D) |
| Campbellsville | 30 | (D) | (D) | CC | 28 | (D) | (D) | CC | 2 | (D) |
| Balance of county | 10 | (D) | (D) | BB | 10 | (D) | (D) | BB | — | — |
| Todd County | 26 | 65 705 | 3 395 | 304 | 23 | 58 298 | 3 143 | 259 | 3 | 7 407 |
| Trigg County | 11 | 10 481 | 734 | 40 | 11 | 10 481 | 734 | 40 | — | — |
| Trimble County | 2 | (D) | (D) | AA | 2 | (D) | (D) | AA | — | — |
| Union County | 26 | 47 021 | 2 770 | 168 | 25 | (D) | (D) | CC | 1 | (D) |
| Morganfield | 17 | (D) | (D) | CC | 16 | (D) | (D) | CC | 1 | (D) |
| Balance of county | 9 | (D) | (D) | BB | 9 | (D) | (D) | BB | — | — |
| Warren County | 185 | 2 219 424 | 47 141 | 2 082 | 168 | (D) | (D) | GG | 17 | (D) |
| Bowling Green | 167 | 2 166 423 | 42 560 | 1 855 | 151 | (D) | (D) | GG | 16 | (D) |
| Balance of county | 18 | 53 001 | 4 581 | 227 | 17 | (D) | (D) | CC | 1 | (D) |
| Washington County | 19 | 72 151 | 2 564 | 176 | 16 | 53 546 | 2 359 | 133 | 3 | 18 605 |
| Springfield | 18 | (D) | (D) | CC | 15 | (D) | (D) | CC | 3 | 18 605 |
| Balance of county | 1 | (D) | (D) | AA | 1 | (D) | (D) | AA | — | — |
| Wayne County | 16 | 19 265 | 1 786 | 147 | 13 | (D) | (D) | CC | 3 | (D) |
| Monticello | 13 | (D) | (D) | CC | 10 | (D) | (D) | CC | 3 | (D) |
| Balance of county | 3 | (D) | (D) | BB | 3 | (D) | (D) | BB | — | — |
| Webster County | 14 | (D) | (D) | BB | 13 | (D) | (D) | BB | 1 | (D) |
| Providence | 2 | (D) | (D) | AA | 2 | (D) | (D) | AA | — | — |
| Balance of county | 12 | (D) | (D) | BB | 11 | (D) | (D) | BB | 1 | (D) |
| Whitley County | 47 | 121 410 | 12 670 | 505 | 42 | 115 112 | 12 220 | 469 | 5 | 6 298 |
| Corbin (part) ▲ | 28 | (D) | (D) | EE | 24 | (D) | (D) | EE | 4 | (D) |
| Williamsburg | 6 | 16 037 | 1 004 | 47 | 5 | (D) | (D) | BB | 1 | (D) |
| Balance of county | 13 | (D) | (D) | BB | 13 | (D) | (D) | BB | — | — |
| Wolfe County | 8 | 5 906 | 249 | 20 | 8 | 5 906 | 249 | 20 | — | — |
| Woodford County | 24 | 131 340 | 7 907 | 295 | 19 | 62 999 | 5 822 | 250 | 5 | 68 341 |
| Versailles | 22 | (D) | (D) | EE | 17 | (D) | (D) | CC | 5 | 68 341 |
| Balance of county | 2 | (D) | (D) | AA | 2 | (D) | (D) | AA | — | — |

Table 5. Summary Statistics for Places With 200 Establishments or More: 1992

[For meaning of abbreviations and symbols, see introductory text. For explanation of terms and comparability of 1987 and 1992 censuses, see appendix A. For information on geographic areas followed by ▲, see appendix F]

| SIC code | Geographic area and kind of business | Estab-lish-ments (number) | Sales (\$1,000) | Annual payroll (\$1,000) | Paid employees for pay period including March 12 (number) | Merchant wholesalers | | | Other operating types | | |
|---|---|---------------------------|------------------|--------------------------|---|---------------------------|------------------|--------------------------|---|---------------------------|------------------|
| | | | | | | Estab-lish-ments (number) | Sales (\$1,000) | Annual payroll (\$1,000) | Paid employees for pay period including March 12 (number) | Estab-lish-ments (number) | Sales (\$1,000) |
| JEFFERSONTOWN | | | | | | | | | | | |
| | Wholesale trade ----- | 203 | 1 074 313 | 104 309 | 3 345 | 161 | 697 976 | 78 264 | 2 610 | 42 | 376 337 |
| 50 | Durable goods ----- | 151 | 682 136 | 82 168 | 2 551 | 123 | 512 154 | 61 789 | 2 022 | 28 | 169 982 |
| 501 | Motor vehicles and motor vehicle parts and supplies ----- | 16 | 118 299 | 9 376 | 275 | 14 | (D) | (D) | CC | 2 | (D) |
| 502 | Furniture and homefurnishings ----- | 8 | (D) | (D) | BB | 8 | (D) | (D) | BB | - | - |
| 503 | Lumber and other construction materials ----- | 5 | 51 651 | 3 037 | 117 | 3 | (D) | (D) | BB | 2 | (D) |
| 504 | Professional and commercial equipment and supplies ----- | 36 | 173 546 | 27 509 | 807 | 30 | 98 437 | 14 110 | 490 | 6 | 75 109 |
| 505 | Metals and minerals, except petroleum ----- | - | - | - | - | - | - | - | - | - | - |
| 506 | Electrical goods ----- | 23 | 98 539 | 8 141 | 297 | 16 | 60 543 | 6 284 | 238 | 7 | 37 996 |
| 507 | Hardware, and plumbing and heating equipment and supplies ----- | 18 | 58 692 | 8 901 | 251 | 13 | 35 496 | 6 340 | 186 | 5 | 23 196 |
| 508 | Machinery, equipment, and supplies ----- | 44 | 163 940 | 23 319 | 741 | 39 | 157 650 | 22 939 | 731 | 5 | 6 290 |
| 509 | Miscellaneous durable goods ----- | 1 | (D) | (D) | AA | - | - | - | - | 1 | (D) |
| 51 | Nondurable goods ----- | 52 | 392 177 | 22 141 | 794 | 38 | 185 822 | 16 475 | 588 | 14 | 206 355 |
| 511 | Paper and paper products ----- | 12 | 24 992 | 5 179 | 144 | 9 | (D) | (D) | BB | 3 | (D) |
| 512 | Drugs, drug proprietaries, and druggists' sundries ----- | 4 | 10 776 | 1 591 | 57 | 4 | 10 776 | 1 591 | 57 | - | - |
| 513 | Apparel, piece goods, and notions ----- | 2 | (D) | (D) | BB | 2 | (D) | (D) | BB | - | - |
| 514 | Groceries and related products ----- | 18 | 276 093 | 7 044 | 277 | 10 | 85 884 | 3 655 | 157 | 8 | 190 209 |
| 515 | Farm-product raw materials ----- | - | - | - | - | - | - | - | - | - | - |
| 516 | Chemicals and allied products ----- | 6 | (D) | (D) | BB | 4 | (D) | (D) | AA | 2 | (D) |
| 517 | Petroleum and petroleum products ----- | 1 | (D) | (D) | AA | 1 | (D) | (D) | AA | - | - |
| 518 | Beer, wine, and distilled alcoholic beverages ----- | 1 | (D) | (D) | BB | 1 | (D) | (D) | BB | - | - |
| 519 | Miscellaneous nondurable goods ----- | 8 | (D) | (D) | CC | 7 | (D) | (D) | CC | 1 | (D) |
| LEXINGTON-FAYETTE (Coextensive with Fayette County, KY; see table 6.) | | | | | | | | | | | |
| LOUISVILLE | | | | | | | | | | | |
| | Wholesale trade ----- | 768 | 8 273 298 | 402 432 | 14 524 | 641 | 3 406 475 | 255 778 | 10 152 | 127 | 4 866 823 |
| 50 | Durable goods ----- | 524 | 2 319 031 | 219 784 | 7 840 | 456 | 1 814 526 | 186 823 | 7 073 | 68 | 504 505 |
| 501 | Motor vehicles and motor vehicle parts and supplies ----- | 68 | 197 534 | 19 373 | 969 | 62 | 187 107 | 18 010 | 915 | 6 | 10 427 |
| 5012 | Automobiles and other motor vehicles ----- | 7 | (D) | (D) | CC | 6 | (D) | (D) | CC | 1 | (D) |
| 5013 | Motor vehicle supplies and new parts ----- | 44 | 119 306 | 11 758 | 633 | 39 | (D) | (D) | FF | 5 | (D) |
| 5014 | Tires and tubes ----- | 8 | 22 530 | 2 726 | 130 | 8 | 22 530 | 2 726 | 130 | - | - |
| 5015 | Motor vehicle parts, used ----- | 9 | (D) | (D) | BB | 9 | (D) | (D) | BB | - | - |
| 502 | Furniture and homefurnishings ----- | 27 | 121 027 | 13 693 | 501 | 23 | 110 062 | 13 415 | 487 | 4 | 10 965 |
| 5021 | Furniture ----- | 17 | 89 584 | 10 453 | 378 | 13 | 78 619 | 10 175 | 364 | 4 | 10 965 |
| 5023 | Homefurnishings ----- | 10 | 31 443 | 3 240 | 123 | 10 | 31 443 | 3 240 | 123 | - | - |
| 503 | Lumber and other construction materials ----- | 38 | 149 332 | 14 527 | 481 | 31 | 77 795 | 8 776 | 350 | 7 | 71 537 |
| 5031 | Lumber, plywood, millwork, and wood panels ----- | 19 | 89 913 | 10 067 | 291 | 15 | 46 572 | 5 373 | 210 | 4 | 43 341 |
| 5032 | Brick, stone, and related construction materials ----- | 6 | 22 147 | 560 | 36 | 5 | (D) | (D) | BB | 1 | (D) |
| 5033 | Roofing, siding, and insulation materials ----- | 4 | 21 752 | 1 495 | 45 | 3 | (D) | (D) | BB | 1 | (D) |
| 5039 | Construction materials, n.e.c. ----- | 9 | 15 520 | 2 405 | 109 | 8 | (D) | (D) | BB | 1 | (D) |
| 504 | Professional and commercial equipment and supplies ----- | 90 | 764 842 | 46 091 | 1 476 | 77 | 586 128 | 28 207 | 1 138 | 13 | 178 714 |
| 5043 | Photographic equipment and supplies ----- | 2 | (D) | (D) | BB | 2 | (D) | (D) | BB | - | - |
| 5044 | Office equipment ----- | 16 | 20 129 | 5 249 | 214 | 16 | 20 129 | 5 249 | 214 | - | - |
| 5045 | Computers and computer peripheral equipment and software ----- | 26 | 127 697 | 21 023 | 502 | 23 | (D) | (D) | EE | 3 | (D) |
| 5046 | Commercial equipment, n.e.c. ----- | 10 | (D) | (D) | CC | 7 | (D) | (D) | CC | 3 | (D) |
| 5047 | Medical, dental, and hospital equipment and supplies ----- | 20 | 87 079 | 7 361 | 262 | 14 | 59 753 | 6 214 | 236 | 6 | 27 326 |
| 5048 | Ophthalmic goods ----- | 6 | 21 205 | 1 980 | 104 | 5 | (D) | (D) | BB | 1 | (D) |
| 5049 | Professional equipment and supplies, n.e.c. ----- | 10 | (D) | (D) | CC | 10 | (D) | (D) | CC | - | - |
| 505 | Metals and minerals, except petroleum ----- | 18 | (D) | (D) | EE | 14 | (D) | (D) | EE | 4 | (D) |
| 5051 | Metals service centers and offices ----- | 14 | (D) | (D) | EE | 10 | (D) | (D) | EE | 4 | (D) |
| 5052 | Coal and other minerals and ores ----- | 4 | (D) | (D) | BB | 4 | (D) | (D) | BB | - | - |
| 506 | Electrical goods ----- | 58 | 271 408 | 18 225 | 652 | 44 | 158 740 | 14 475 | 555 | 14 | 112 668 |
| 5063 | Electrical apparatus and equipment, wiring supplies, and construction materials ----- | 38 | 238 370 | 13 605 | 474 | 27 | 131 091 | 9 981 | 383 | 11 | 107 279 |
| 5064 | Electrical appliances, television and radio sets ----- | 5 | 8 563 | 401 | 21 | 4 | (D) | (D) | AA | 1 | (D) |
| 5065 | Electronic parts and equipment, n.e.c. ----- | 15 | 24 475 | 4 219 | 157 | 13 | (D) | (D) | CC | 2 | (D) |
| 507 | Hardware, and plumbing and heating equipment and supplies ----- | 40 | 145 108 | 17 249 | 661 | 34 | 121 697 | 15 381 | 581 | 6 | 23 411 |
| 5072 | Hardware ----- | 11 | 40 816 | 4 910 | 190 | 10 | (D) | (D) | CC | 1 | (D) |
| 5074 | Plumbing and heating equipment and supplies (hydronics) ----- | 9 | 58 782 | 6 372 | 228 | 7 | (D) | (D) | CC | 2 | (D) |
| 5075 | Warm air heating and air-conditioning equipment and supplies ----- | 14 | 25 356 | 3 558 | 165 | 11 | (D) | (D) | CC | 3 | (D) |
| 5078 | Refrigeration equipment and supplies ----- | 6 | 20 154 | 2 409 | 78 | 6 | 20 154 | 2 409 | 78 | - | - |

KY-22 KENTUCKY

WHOLESALE TRADE—GEOGRAPHIC AREA SERIES

Table 5. Summary Statistics for Places With 200 Establishments or More: 1992 —Con.

[For meaning of abbreviations and symbols, see introductory text. For explanation of terms and comparability of 1987 and 1992 censuses, see appendix A. For information on geographic areas followed by ▲, see appendix F]

| SIC code | Geographic area and kind of business | Estab-lish-ments (number) | Sales (\$1,000) | Annual payroll (\$1,000) | Paid employees for pay period including March 12 (number) | Merchant wholesalers | | | Other operating types | | |
|------------------------|--|---------------------------|------------------|--------------------------|---|---------------------------|------------------|--------------------------|---|---------------------------|------------------|
| | | | | | | Estab-lish-ments (number) | Sales (\$1,000) | Annual payroll (\$1,000) | Paid employees for pay period including March 12 (number) | Estab-lish-ments (number) | Sales (\$1,000) |
| LOUISVILLE—Con. | | | | | | | | | | | |
| 50 | Durable goods—Con. | | | | | | | | | | |
| 508 | Machinery, equipment, and supplies ----- | 138 | 421 204 | 72 276 | 2 388 | 126 | 391 414 | 70 771 | 2 350 | 12 | 29 790 |
| 5082 | Construction and mining (except petroleum) machinery and equipment ----- | 13 | 73 077 | 20 642 | 560 | 13 | 73 077 | 20 642 | 560 | — | — |
| 5083 | Farm and garden machinery and equipment ----- | 7 | (D) | (D) | CC | 7 | (D) | (D) | CC | — | — |
| 5084 | Industrial machinery and equipment ----- | 58 | 150 841 | 25 120 | 890 | 50 | 141 310 | 24 374 | 866 | 8 | 9 531 |
| 5085 | Industrial supplies ----- | 40 | 159 783 | 20 018 | 650 | 36 | 139 524 | 19 259 | 636 | 4 | 20 259 |
| 5087 | Service establishment equipment and supplies ----- | 18 | 19 967 | 3 940 | 173 | 18 | 19 967 | 3 940 | 173 | — | — |
| 5088 | Transportation equipment and supplies, except motor vehicles ----- | 2 | (D) | (D) | AA | 2 | (D) | (D) | AA | — | — |
| 509 | Miscellaneous durable goods ----- | 47 | (D) | (D) | EE | 45 | (D) | (D) | EE | 2 | (D) |
| 5091 | Sporting and recreational goods and supplies ----- | 9 | 5 739 | 1 098 | 54 | 9 | 5 739 | 1 098 | 54 | — | — |
| 5092 | Toys and hobby goods and supplies ----- | 3 | 1 048 | 127 | 12 | 3 | 1 048 | 127 | 12 | — | — |
| 5093 | Scrap and waste materials ----- | 20 | (D) | (D) | EE | 19 | (D) | (D) | CC | 1 | (D) |
| 5094 | Jewelry, watches, precious stones, and precious metals ----- | 7 | 8 533 | 907 | 41 | 7 | 8 533 | 907 | 41 | — | — |
| 5099 | Durable goods, n.e.c. ----- | 8 | (D) | (D) | BB | 7 | (D) | (D) | BB | 1 | (D) |
| 51 | Nondurable goods ----- | 244 | 5 954 267 | 182 648 | 6 684 | 185 | 1 591 949 | 68 955 | 3 079 | 59 | 4 362 318 |
| 511 | Paper and paper products ----- | 22 | 82 298 | 9 153 | 351 | 20 | (D) | (D) | EE | 2 | (D) |
| 5111 | Printing and writing paper ----- | 5 | 38 776 | 2 863 | 93 | 5 | 38 776 | 2 863 | 93 | — | — |
| 5112 | Stationery and office supplies ----- | 10 | (D) | (D) | CC | 9 | (D) | (D) | CC | 1 | (D) |
| 5113 | Industrial and personal service paper ----- | 7 | (D) | (D) | CC | 6 | (D) | (D) | CC | 1 | (D) |
| 512 | Drugs, drug proprietaries, and druggists' sundries ----- | 5 | 286 686 | 8 916 | 343 | 4 | (D) | (D) | EE | 1 | (D) |
| 5122 | Drugs, drug proprietaries, and druggists' sundries ----- | 5 | 286 686 | 8 916 | 343 | 4 | (D) | (D) | EE | 1 | (D) |
| 513 | Apparel, piece goods, and notions ----- | 16 | (D) | (D) | BB | 14 | (D) | (D) | BB | 2 | (D) |
| 5131 | Piece goods, notions, and other dry goods ----- | 3 | 2 333 | 297 | 18 | 3 | 2 333 | 297 | 18 | — | — |
| 5136 | Men's and boys' clothing and furnishings ----- | 10 | (D) | (D) | BB | 8 | (D) | (D) | BB | 2 | (D) |
| 5137 | Women's, children's, and infants' clothing and accessories ----- | 2 | (D) | (D) | AA | 2 | (D) | (D) | AA | — | — |
| 5139 | Footwear ----- | 1 | (D) | (D) | AA | 1 | (D) | (D) | AA | — | — |
| 514 | Groceries and related products ----- | 65 | 843 530 | 41 652 | 1 641 | 49 | 334 757 | 25 296 | 1 139 | 16 | 508 773 |
| 5141 | Groceries, general line ----- | 16 | 324 813 | 18 947 | 766 | 12 | (D) | (D) | FF | 4 | (D) |
| 5142 | Packages of frozen foods ----- | 7 | 83 650 | 3 147 | 109 | 5 | (D) | (D) | BB | 2 | (D) |
| 5143 | Dairy products, except dried or canned ----- | 8 | (D) | (D) | BB | 7 | 10 576 | 1 282 | 64 | 1 | (D) |
| 5144 | Poultry and poultry products ----- | 2 | (D) | (D) | BB | 2 | (D) | (D) | BB | — | — |
| 5145 | Confectionery ----- | 4 | (D) | (D) | BB | 2 | (D) | (D) | AA | 2 | (D) |
| 5146 | Fish and seafoods ----- | 1 | (D) | (D) | AA | 1 | (D) | (D) | AA | — | — |
| 5147 | Meats and meat products ----- | 11 | 270 310 | 3 949 | 227 | 10 | (D) | (D) | CC | 1 | (D) |
| 5148 | Fresh fruits and vegetables ----- | 6 | 7 823 | 550 | 37 | 6 | 7 823 | 550 | 37 | — | — |
| 5149 | Groceries and related products, n.e.c. ----- | 10 | 89 227 | 11 898 | 358 | 4 | 1 464 | 199 | 13 | 6 | 87 763 |
| 515 | Farm-product raw materials ----- | 18 | (D) | (D) | CC | 11 | (D) | (D) | CC | 7 | (D) |
| 5153 | Grain and field beans ----- | 5 | 33 016 | 995 | 46 | 5 | 33 016 | 995 | 46 | — | — |
| 5154 | Livestock ----- | 9 | (D) | (D) | CC | 2 | (D) | (D) | BB | 7 | (D) |
| 5159 | Farm-product raw materials, n.e.c. ----- | 4 | (D) | (D) | BB | 4 | (D) | (D) | BB | — | — |
| 516 | Chemicals and allied products ----- | 26 | 148 288 | 6 646 | 203 | 18 | (D) | (D) | CC | 8 | (D) |
| 5162 | Plastics materials and basic forms and shapes ----- | 5 | 26 983 | 1 823 | 54 | 4 | (D) | (D) | BB | 1 | (D) |
| 5169 | Chemicals and allied products, n.e.c. ----- | 21 | 121 305 | 4 823 | 149 | 14 | (D) | (D) | BB | 7 | (D) |
| 517 | Petroleum and petroleum products ----- | 14 | (D) | (D) | EE | 8 | (D) | (D) | CC | 6 | (D) |
| 5171 | Petroleum bulk stations and terminals ----- | 9 | (D) | (D) | CC | 6 | (D) | (D) | BB | 3 | (D) |
| 5172 | Petroleum and petroleum products wholesalers, except bulk stations and terminals ----- | 5 | (D) | (D) | CC | 2 | (D) | (D) | CC | 3 | (D) |
| 518 | Beer, wine, and distilled alcoholic beverages ----- | 8 | 100 006 | 8 307 | 252 | 6 | (D) | (D) | CC | 2 | (D) |
| 5181 | Beer and ale ----- | 1 | (D) | (D) | CC | 1 | (D) | (D) | CC | — | — |
| 5182 | Wine and distilled alcoholic beverages ----- | 7 | (D) | (D) | CC | 5 | 46 412 | 4 128 | 124 | 2 | (D) |
| 519 | Miscellaneous nondurable goods ----- | 70 | (D) | (D) | HH | 55 | (D) | (D) | EE | 15 | (D) |
| 5191 | Farm supplies ----- | 12 | 30 513 | 1 375 | 56 | 10 | (D) | (D) | BB | 2 | (D) |
| 5192 | Books, periodicals, and newspapers ----- | 8 | 21 893 | 2 110 | 73 | 6 | (D) | (D) | BB | 2 | (D) |
| 5193 | Flowers, nursery stock, and florists' supplies ----- | 8 | 16 100 | 1 837 | 117 | 7 | (D) | (D) | CC | 1 | (D) |
| 5194 | Tobacco and tobacco products ----- | 4 | (D) | (D) | HH | 3 | (D) | (D) | CC | 1 | (D) |
| 5198 | Paints, varnishes, and supplies ----- | 13 | 21 437 | 1 994 | 68 | 7 | 7 975 | 552 | 24 | 6 | 13 462 |
| 5199 | Nondurable goods, n.e.c. ----- | 25 | 48 030 | 4 159 | 160 | 22 | (D) | (D) | CC | 3 | (D) |

Table 6. Summary Statistics for Counties With 200 Establishments or More: 1992

[For meaning of abbreviations and symbols, see introductory text. For explanation of terms and comparability of 1987 and 1992 censuses, see appendix A. For information on geographic areas followed by ▲, see appendix F]

| SIC code | Geographic area and kind of business | Estab-lish-ments (number) | Sales (\$1,000) | Annual payroll (\$1,000) | Paid employees for pay period including March 12 (number) | Merchant wholesalers | | | | Other operating types | |
|-----------------------|---|---------------------------|------------------|--------------------------|---|---------------------------|------------------|--------------------------|---|---------------------------|------------------|
| | | | | | | Estab-lish-ments (number) | Sales (\$1,000) | Annual payroll (\$1,000) | Paid employees for pay period including March 12 (number) | Estab-lish-ments (number) | Sales (\$1,000) |
| FAYETTE COUNTY | | | | | | | | | | | |
| | Wholesale trade ----- | 570 | 3 190 967 | 183 219 | 7 268 | 473 | 2 082 540 | 139 475 | 5 693 | 97 | 1 108 427 |
| 50 | Durable goods ----- | 379 | 1 298 503 | 111 987 | 4 343 | 328 | 952 415 | 88 975 | 3 650 | 51 | 346 088 |
| 501 | Motor vehicles and motor vehicle parts and supplies ----- | 57 | 314 924 | 15 702 | 766 | 51 | (D) | (D) | FF | 6 | (D) |
| 5012 | Automobiles and other motor vehicles ----- | 12 | (D) | (D) | EE | 10 | (D) | (D) | CC | 2 | (D) |
| 5013 | Motor vehicle supplies and new parts ----- | 29 | 128 191 | 6 510 | 296 | 25 | 124 660 | 6 134 | 276 | 4 | 3 531 |
| 5014 | Tires and tubes ----- | 8 | 41 557 | 3 629 | 127 | 8 | 41 557 | 3 629 | 127 | - | - |
| 5015 | Motor vehicle parts, used ----- | 8 | (D) | (D) | BB | 8 | (D) | (D) | BB | - | - |
| 502 | Furniture and homefurnishings ----- | 19 | 30 752 | 3 091 | 135 | 16 | (D) | (D) | CC | 3 | (D) |
| 5021 | Furniture ----- | 11 | (D) | (D) | BB | 8 | 10 297 | 1 362 | 61 | 3 | (D) |
| 5023 | Homefurnishings ----- | 8 | (D) | (D) | BB | 8 | (D) | (D) | BB | - | - |
| 503 | Lumber and other construction materials ----- | 26 | 116 874 | 8 784 | 373 | 22 | 103 713 | 7 671 | 317 | 4 | 13 161 |
| 5031 | Lumber, plywood, millwork, and wood panels ----- | 12 | (D) | (D) | CC | 10 | (D) | (D) | CC | 2 | (D) |
| 5032 | Brick, stone, and related construction materials ----- | 4 | (D) | (D) | BB | 4 | (D) | (D) | BB | - | - |
| 5033 | Roofing, siding, and insulation materials ----- | 4 | (D) | (D) | BB | 2 | (D) | (D) | BB | 2 | (D) |
| 5039 | Construction materials, n.e.c. ----- | 6 | (D) | (D) | BB | 6 | (D) | (D) | BB | - | - |
| 504 | Professional and commercial equipment and supplies ----- | 69 | 167 236 | 33 102 | 1 050 | 56 | 108 091 | 19 458 | 785 | 13 | 59 145 |
| 5043 | Photographic equipment and supplies ----- | - | - | - | - | - | - | - | - | - | - |
| 5044 | Office equipment ----- | 24 | (D) | (D) | CC | 19 | (D) | (D) | CC | 5 | 7 713 |
| 5045 | Computers and computer peripheral equipment and software ----- | 22 | (D) | (D) | FF | 18 | (D) | (D) | EE | 4 | 35 965 |
| 5046 | Commercial equipment, n.e.c. ----- | 5 | (D) | (D) | BB | 4 | (D) | (D) | BB | 1 | (D) |
| 5047 | Medical, dental, and hospital equipment and supplies ----- | 14 | 41 733 | 5 066 | 184 | 12 | (D) | (D) | CC | 2 | (D) |
| 5048 | Ophthalmic goods ----- | 2 | (D) | (D) | AA | 1 | (D) | (D) | AA | 1 | (D) |
| 5049 | Professional equipment and supplies, n.e.c. ----- | 2 | (D) | (D) | AA | 2 | (D) | (D) | AA | - | - |
| 505 | Metals and minerals, except petroleum ----- | 21 | 191 782 | 3 038 | 94 | 14 | (D) | (D) | BB | 7 | (D) |
| 5051 | Metals service centers and offices ----- | 10 | (D) | (D) | BB | 8 | 46 802 | 1 668 | 67 | 2 | (D) |
| 5052 | Coal and other minerals and ores ----- | 11 | (D) | (D) | BB | 6 | (D) | (D) | AA | 5 | 77 041 |
| 506 | Electrical goods ----- | 41 | 134 694 | 11 148 | 371 | 35 | (D) | (D) | EE | 6 | (D) |
| 5063 | Electrical apparatus and equipment, wiring supplies, and construction materials ----- | 23 | 106 105 | 8 310 | 272 | 18 | (D) | (D) | CC | 5 | (D) |
| 5064 | Electrical appliances, television and radio sets ----- | 1 | (D) | (D) | AA | 1 | (D) | (D) | AA | - | - |
| 5065 | Electronic parts and equipment, n.e.c. ----- | 17 | (D) | (D) | BB | 16 | 26 363 | 2 278 | 83 | 1 | (D) |
| 507 | Hardware, and plumbing and heating equipment and supplies ----- | 40 | 106 281 | 12 408 | 450 | 37 | (D) | (D) | EE | 3 | (D) |
| 5072 | Hardware ----- | 15 | (D) | (D) | CC | 15 | (D) | (D) | CC | - | - |
| 5074 | Plumbing and heating equipment and supplies (hydronics) ----- | 13 | 31 454 | 3 103 | 127 | 11 | (D) | (D) | CC | 2 | (D) |
| 5075 | Warm air heating and air-conditioning equipment and supplies ----- | 12 | (D) | (D) | CC | 11 | (D) | (D) | BB | 1 | (D) |
| 5078 | Refrigeration equipment and supplies ----- | - | - | - | - | - | - | - | - | - | - |
| 508 | Machinery, equipment, and supplies ----- | 77 | 195 923 | 20 608 | 885 | 70 | 181 140 | 19 795 | 862 | 7 | 14 783 |
| 5082 | Construction and mining (except petroleum) machinery and equipment ----- | 12 | (D) | (D) | CC | 11 | 52 794 | 5 304 | 167 | 1 | (D) |
| 5083 | Farm and garden machinery and equipment ----- | 7 | 19 612 | 1 947 | 115 | 7 | 19 612 | 1 947 | 115 | - | - |
| 5084 | Industrial machinery and equipment ----- | 18 | 24 718 | 2 171 | 110 | 14 | (D) | (D) | BB | 4 | (D) |
| 5085 | Industrial supplies ----- | 18 | (D) | (D) | CC | 17 | 46 536 | 4 858 | 173 | 1 | (D) |
| 5087 | Service establishment equipment and supplies ----- | 21 | 48 230 | 6 050 | 311 | 20 | (D) | (D) | EE | 1 | (D) |
| 5088 | Transportation equipment and supplies, except motor vehicles ----- | 1 | (D) | (D) | AA | 1 | (D) | (D) | AA | - | - |
| 509 | Miscellaneous durable goods ----- | 29 | 40 037 | 4 106 | 219 | 27 | (D) | (D) | CC | 2 | (D) |
| 5091 | Sporting and recreational goods and supplies ----- | 3 | (D) | (D) | AA | 3 | (D) | (D) | AA | - | - |
| 5092 | Toys and hobby goods and supplies ----- | 1 | (D) | (D) | AA | 1 | (D) | (D) | AA | - | - |
| 5093 | Scrap and waste materials ----- | 9 | 22 065 | 2 623 | 133 | 9 | 22 065 | 2 623 | 133 | - | - |
| 5094 | Jewelry, watches, precious stones, and precious metals ----- | 8 | (D) | (D) | BB | 6 | 7 747 | 398 | 16 | 2 | (D) |
| 5099 | Durable goods, n.e.c. ----- | 8 | (D) | (D) | BB | 8 | (D) | (D) | BB | - | - |
| 51 | Nondurable goods ----- | 191 | 1 892 464 | 71 232 | 2 925 | 145 | 1 130 125 | 50 500 | 2 043 | 46 | 762 339 |
| 511 | Paper and paper products ----- | 25 | 60 953 | 6 604 | 281 | 20 | (D) | (D) | EE | 5 | (D) |
| 5111 | Printing and writing paper ----- | 5 | (D) | (D) | BB | 4 | (D) | (D) | BB | 1 | (D) |
| 5112 | Stationery and office supplies ----- | 19 | (D) | (D) | CC | 15 | 24 589 | 2 504 | 162 | 4 | (D) |
| 5113 | Industrial and personal service paper ----- | 1 | (D) | (D) | BB | 1 | (D) | (D) | BB | - | - |
| 512 | Drugs, drug proprietaries, and druggists' sundries ----- | 8 | (D) | (D) | CC | 8 | (D) | (D) | CC | - | - |
| 5122 | Drugs, drug proprietaries, and druggists' sundries ----- | 8 | (D) | (D) | CC | 8 | (D) | (D) | CC | - | - |
| 513 | Apparel, piece goods, and notions ----- | 9 | (D) | (D) | CC | 8 | 6 483 | 699 | 44 | 1 | (D) |
| 5131 | Piece goods, notions, and other dry goods ----- | 1 | (D) | (D) | AA | 1 | (D) | (D) | AA | - | - |
| 5136 | Men's and boys' clothing and furnishings ----- | 5 | (D) | (D) | BB | 4 | (D) | (D) | BB | 1 | (D) |
| 5137 | Women's, children's, and infants' clothing and accessories ----- | 3 | (D) | (D) | BB | 3 | (D) | (D) | BB | - | - |
| 5139 | Footwear ----- | - | - | - | - | - | - | - | - | - | - |
| 514 | Groceries and related products ----- | 41 | 490 558 | 21 954 | 933 | 27 | 328 653 | 11 320 | 474 | 14 | 161 905 |
| 5141 | Groceries, general line ----- | 5 | (D) | (D) | EE | 4 | (D) | (D) | EE | 1 | (D) |
| 5142 | Packaged frozen foods ----- | 1 | (D) | (D) | AA | - | - | - | - | 1 | (D) |
| 5143 | Dairy products, except dried or canned ----- | 4 | (D) | (D) | BB | 1 | (D) | (D) | AA | 3 | (D) |
| 5144 | Poultry and poultry products ----- | - | - | - | - | - | - | - | - | - | - |
| 5145 | Confectionery ----- | 4 | (D) | (D) | CC | 3 | (D) | (D) | BB | 1 | (D) |

Table 6. Summary Statistics for Counties With 200 Establishments or More: 1992 — Con.

[For meaning of abbreviations and symbols, see introductory text. For explanation of terms and comparability of 1987 and 1992 censuses, see appendix A. For information on geographic areas followed by ▲, see appendix F]

| SIC code | Geographic area and kind of business | Estab-lish-ments (number) | Sales (\$1,000) | Annual payroll (\$1,000) | Paid employees for pay period including March 12 (number) | Merchant wholesalers | | | Other operating types | | |
|------------------------------|--|---------------------------|-------------------|--------------------------|---|---------------------------|------------------|--------------------------|---|---------------------------|------------------|
| | | | | | | Estab-lish-ments (number) | Sales (\$1,000) | Annual payroll (\$1,000) | Paid employees for pay period including March 12 (number) | Estab-lish-ments (number) | Sales (\$1,000) |
| FAYETTE COUNTY — Con. | | | | | | | | | | | |
| 51 | Nondurable goods — Con. | | | | | | | | | | |
| 514 | Groceries and related products — Con. | | | | | | | | | | |
| 5146 | Fish and seafoods | 1 | (D) | (D) | AA | 1 | (D) | (D) | AA | — | |
| 5147 | Meats and meat products | 7 | (D) | (D) | BB | 6 | (D) | (D) | BB | 1 | |
| 5148 | Fresh fruits and vegetables | 5 | 12 080 | 1 410 | 74 | 5 | 12 080 | 1 410 | 74 | — | |
| 5149 | Groceries and related products, n.e.c. | 14 | 97 121 | 5 593 | 230 | 7 | (D) | (D) | BB | 7 | |
| 515 | Farm-product raw materials | 25 | 561 233 | 6 090 | 319 | 10 | 277 255 | 1 794 | 56 | 15 | |
| 5153 | Grain and field beans | 3 | (D) | (D) | BB | 3 | (D) | (D) | BB | — | |
| 5154 | Livestock | 4 | (D) | (D) | CC | 2 | (D) | (D) | AA | 2 | |
| 5159 | Farm-product raw materials, n.e.c. | 18 | (D) | (D) | CC | 5 | (D) | (D) | BB | 13 | |
| 516 | Chemicals and allied products | 14 | (D) | (D) | CC | 12 | (D) | (D) | CC | 2 | |
| 5162 | Plastics materials and basic forms and shapes ... | 2 | (D) | (D) | AA | 2 | (D) | (D) | AA | — | |
| 5169 | Chemicals and allied products, n.e.c. | 12 | (D) | (D) | CC | 10 | (D) | (D) | CC | 2 | |
| 517 | Petroleum and petroleum products | 11 | 246 304 | 2 686 | 92 | 8 | (D) | (D) | BB | 3 | |
| 5171 | Petroleum bulk stations and terminals | 7 | 236 302 | 1 093 | 37 | 5 | (D) | (D) | BB | 2 | |
| 5172 | Petroleum and petroleum products wholesalers, except bulk stations and terminals | 4 | 10 002 | 1 593 | 55 | 3 | (D) | (D) | BB | 1 | |
| 518 | Beer, wine, and distilled alcoholic beverages | 9 | (D) | (D) | EE | 9 | (D) | (D) | EE | — | |
| 5181 | Beer and ale | 3 | (D) | (D) | CC | 3 | (D) | (D) | CC | — | |
| 5182 | Wine and distilled alcoholic beverages | 6 | (D) | (D) | CC | 6 | (D) | (D) | CC | — | |
| 519 | Miscellaneous nondurable goods | 49 | (D) | (D) | FF | 43 | (D) | (D) | FF | 6 | |
| 5191 | Farm supplies | 15 | 172 078 | 6 817 | 249 | 15 | 172 078 | 6 817 | 249 | — | |
| 5192 | Books, periodicals, and newspapers | 4 | (D) | (D) | CC | 3 | (D) | (D) | CC | 1 | |
| 5193 | Flowers, nursery stock, and florists' supplies | 3 | 2 835 | 400 | 25 | 3 | 2 835 | 400 | 25 | — | |
| 5194 | Tobacco and tobacco products | 3 | (D) | (D) | BB | 3 | (D) | (D) | BB | — | |
| 5198 | Paints, varnishes, and supplies | 5 | (D) | (D) | AA | 2 | (D) | (D) | AA | 3 | |
| 5199 | Nondurable goods, n.e.c. | 19 | (D) | (D) | BB | 17 | (D) | (D) | BB | 2 | |
| JEFFERSON COUNTY | | | | | | | | | | | |
| | Wholesale trade | 1 610 | 13 086 064 | 679 879 | 24 653 | 1 286 | 6 245 683 | 465 555 | 18 201 | 324 | 6 840 381 |
| 50 | Durable goods | 1 124 | 4 977 181 | 407 768 | 14 374 | 923 | (D) | (D) | JJ | 201 | (D) |
| 501 | Motor vehicles and motor vehicle parts and supplies | 162 | 694 675 | 45 916 | 2 054 | 147 | 421 748 | 40 338 | 1 770 | 15 | 272 927 |
| 5012 | Automobiles and other motor vehicles | 18 | (D) | (D) | EE | 14 | (D) | (D) | CC | 4 | (D) |
| 5013 | Motor vehicle supplies and new parts | 98 | 228 533 | 26 821 | 1 277 | 88 | 208 034 | 24 725 | 1 195 | 10 | 20 499 |
| 5014 | Tires and tubes | 16 | (D) | (D) | CC | 15 | (D) | (D) | CC | 1 | (D) |
| 5015 | Motor vehicle parts, used | 30 | (D) | (D) | CC | 30 | (D) | (D) | CC | — | — |
| 502 | Furniture and homefurnishings | 52 | (D) | (D) | FF | 41 | 131 416 | 16 153 | 582 | 11 | (D) |
| 5021 | Furniture | 27 | 102 440 | 11 632 | 414 | 19 | 85 201 | 11 154 | 395 | 8 | 17 239 |
| 5023 | Homefurnishings | 25 | (D) | (D) | CC | 22 | 46 215 | 4 999 | 187 | 3 | (D) |
| 503 | Lumber and other construction materials | 91 | 402 007 | 32 122 | 1 209 | 68 | 195 940 | 19 197 | 775 | 23 | 206 067 |
| 5031 | Lumber, plywood, millwork, and wood panels | 46 | (D) | (D) | FF | 32 | 126 268 | 10 680 | 407 | 14 | (D) |
| 5032 | Brick, stone, and related construction materials | 12 | (D) | (D) | BB | 9 | (D) | (D) | BB | 3 | (D) |
| 5033 | Roofing, siding, and insulation materials | 11 | (D) | (D) | CC | 9 | (D) | (D) | CC | 2 | (D) |
| 5039 | Construction materials, n.e.c. | 22 | (D) | (D) | EE | 18 | (D) | (D) | CC | 4 | (D) |
| 504 | Professional and commercial equipment and supplies | 184 | 1 066 612 | 91 751 | 2 847 | 154 | 764 002 | 54 639 | 2 078 | 30 | 302 610 |
| 5043 | Photographic equipment and supplies | 4 | 33 515 | 2 358 | 86 | 4 | 33 515 | 2 358 | 86 | — | — |
| 5044 | Office equipment | 33 | (D) | (D) | FF | 30 | (D) | (D) | EE | 3 | (D) |
| 5045 | Computers and computer peripheral equipment and software | 51 | 200 677 | 30 975 | 744 | 39 | 86 846 | 8 933 | 364 | 12 | 113 831 |
| 5046 | Commercial equipment, n.e.c. | 17 | (D) | (D) | CC | 13 | (D) | (D) | CC | 4 | (D) |
| 5047 | Medical, dental, and hospital equipment and supplies | 55 | (D) | (D) | FF | 45 | (D) | (D) | FF | 10 | 56 528 |
| 5048 | Ophthalmic goods | 11 | 38 881 | 5 584 | 268 | 10 | (D) | (D) | EE | 1 | (D) |
| 5049 | Professional equipment and supplies, n.e.c. | 13 | (D) | (D) | CC | 13 | (D) | (D) | CC | — | — |
| 505 | Metals and minerals, except petroleum | 40 | (D) | (D) | FF | 30 | (D) | (D) | FF | 10 | (D) |
| 5051 | Metals service centers and offices | 35 | (D) | (D) | FF | 25 | (D) | (D) | FF | 10 | (D) |
| 5052 | Coal and other minerals and ores | 5 | 18 110 | 758 | 24 | 5 | 18 110 | 758 | 24 | — | — |
| 506 | Electrical goods | 124 | 483 572 | 36 381 | 1 298 | 88 | 259 211 | 26 538 | 1 033 | 36 | 224 361 |
| 5063 | Electrical apparatus and equipment, wiring supplies, and construction materials | 71 | 354 573 | 24 054 | 810 | 46 | (D) | (D) | FF | 25 | (D) |
| 5064 | Electrical appliances, television and radio sets | 19 | 64 584 | 3 603 | 158 | 15 | 36 513 | 3 209 | 150 | 4 | 28 071 |
| 5065 | Electronic parts and equipment, n.e.c. | 34 | 64 415 | 8 724 | 330 | 27 | (D) | (D) | EE | 7 | (D) |
| 507 | Hardware, and plumbing and heating equipment and supplies | 102 | 281 979 | 34 589 | 1 209 | 80 | 218 280 | 29 156 | 1 036 | 22 | 63 699 |
| 5072 | Hardware | 28 | (D) | (D) | EE | 21 | (D) | (D) | CC | 7 | (D) |
| 5074 | Plumbing and heating equipment and supplies (hydronics) | 30 | (D) | (D) | EE | 21 | 87 814 | 9 140 | 364 | 9 | (D) |
| 5075 | Warm air heating and air-conditioning equipment and supplies | 32 | (D) | (D) | EE | 26 | (D) | (D) | EE | 6 | 24 330 |
| 5078 | Refrigeration equipment and supplies | 12 | (D) | (D) | CC | 12 | (D) | (D) | CC | — | — |

Table 6. Summary Statistics for Counties With 200 Establishments or More: 1992 — Con.

[For meaning of abbreviations and symbols, see introductory text. For explanation of terms and comparability of 1987 and 1992 censuses, see appendix A. For information on geographic areas followed by ▲, see appendix F]

| SIC code | Geographic area and kind of business | Estab-lish-ments (number) | Sales (\$1,000) | Annual payroll (\$1,000) | Paid employees for pay period including March 12 (number) | Merchant wholesalers | | | Other operating types | | |
|------------------------------|--|---------------------------|------------------|--------------------------|---|---------------------------|-----------------|--------------------------|---|---------------------------|-----------------|
| | | | | | | Estab-lish-ments (number) | Sales (\$1,000) | Annual payroll (\$1,000) | Paid employees for pay period including March 12 (number) | Estab-lish-ments (number) | Sales (\$1,000) |
| JEFFERSON COUNTY—Con. | | | | | | | | | | | |
| 50 | Durable goods —Con. | | | | | | | | | | |
| 508 | Machinery, equipment, and supplies ----- | 290 | 838 993 | 118 338 | 3 889 | 243 | 696 979 | 114 160 | 3 771 | 47 | 142 014 |
| 5082 | Construction and mining (except petroleum) machinery and equipment ----- | 29 | 145 942 | 30 350 | 855 | 28 | (D) | (D) | FF | 1 | (D) |
| 5083 | Farm and garden machinery and equipment ----- | 19 | (D) | (D) | CC | 19 | (D) | (D) | CC | — | (D) |
| 5084 | Industrial machinery and equipment ----- | 128 | (D) | (D) | GG | 98 | 273 980 | 47 600 | 1 556 | 30 | (D) |
| 5085 | Industrial supplies ----- | 76 | (D) | (D) | FF | 61 | 186 220 | 24 987 | 809 | 15 | (D) |
| 5087 | Service establishment equipment and supplies ----- | 30 | 27 512 | 5 263 | 262 | 30 | 27 512 | 5 263 | 262 | — | — |
| 5088 | Transportation equipment and supplies, except motor vehicles ----- | 8 | (D) | (D) | BB | 7 | (D) | (D) | BB | 1 | (D) |
| 509 | Miscellaneous durable goods ----- | 79 | (D) | (D) | FF | 72 | (D) | (D) | FF | 7 | 44 965 |
| 5091 | Sporting and recreational goods and supplies ----- | 22 | (D) | (D) | CC | 20 | (D) | (D) | CC | 2 | (D) |
| 5092 | Toys and hobby goods and supplies ----- | 6 | (D) | (D) | BB | 6 | (D) | (D) | BB | — | — |
| 5093 | Scrap and waste materials ----- | 27 | 75 798 | 7 630 | 347 | 26 | (D) | (D) | EE | 1 | (D) |
| 5094 | Jewelry, watches, precious stones, and precious metals ----- | 11 | (D) | (D) | BB | 10 | (D) | (D) | BB | 1 | (D) |
| 5099 | Durable goods, n.e.c. ----- | 13 | 21 099 | 2 154 | 77 | 10 | (D) | (D) | BB | 3 | (D) |
| 51 | Nondurable goods ----- | 486 | 8 108 883 | 272 111 | 10 279 | 363 | (D) | (D) | II | 123 | (D) |
| 511 | Paper and paper products ----- | 56 | 222 417 | 20 654 | 714 | 39 | (D) | (D) | FF | 17 | (D) |
| 5111 | Printing and writing paper ----- | 11 | 92 592 | 5 823 | 168 | 8 | (D) | (D) | CC | 3 | (D) |
| 5112 | Stationery and office supplies ----- | 28 | (D) | (D) | EE | 21 | 41 134 | 5 334 | 255 | 7 | (D) |
| 5113 | Industrial and personal service paper ----- | 17 | (D) | (D) | CC | 10 | (D) | (D) | CC | 7 | 39 451 |
| 512 | Drugs, drug proprietaries, and druggists' sundries ----- | 14 | (D) | (D) | FF | 13 | (D) | (D) | FF | 1 | (D) |
| 5122 | Drugs, drug proprietaries, and druggists' sundries ----- | 14 | (D) | (D) | FF | 13 | (D) | (D) | FF | 1 | (D) |
| 513 | Apparel, piece goods, and notions ----- | 26 | 50 031 | 6 273 | 369 | 21 | (D) | (D) | EE | 5 | (D) |
| 5131 | Piece goods, notions, and other dry goods ----- | 6 | (D) | (D) | BB | 5 | (D) | (D) | BB | 1 | (D) |
| 5136 | Men's and boys' clothing and furnishings ----- | 13 | (D) | (D) | BB | 10 | (D) | (D) | BB | 3 | 4 952 |
| 5137 | Women's, children's, and infants' clothing and accessories ----- | 6 | (D) | (D) | CC | 5 | (D) | (D) | CC | 1 | (D) |
| 5139 | Footwear ----- | 1 | (D) | (D) | AA | 1 | (D) | (D) | AA | — | — |
| 514 | Groceries and related products ----- | 137 | (D) | (D) | HH | 103 | (D) | (D) | GG | 34 | (D) |
| 5141 | Groceries, general line ----- | 28 | 506 935 | 26 259 | 1 067 | 21 | 264 544 | 21 612 | 883 | 7 | 242 391 |
| 5142 | Packages, frozen food, ----- | 16 | (D) | (D) | CC | 8 | (D) | (D) | CC | 8 | 91 721 |
| 5143 | Dairy products, except dried or canned ----- | 14 | 174 866 | 4 068 | 170 | 13 | (D) | (D) | CC | 1 | (D) |
| 5144 | Poultry and poultry products ----- | 3 | 34 056 | 1 209 | 50 | 2 | (D) | (D) | BB | 1 | (D) |
| 5145 | Confectionery ----- | 8 | (D) | (D) | BB | 5 | (D) | (D) | BB | 3 | (D) |
| 5146 | Fish and seafoods ----- | 1 | (D) | (D) | AA | 1 | (D) | (D) | AA | — | — |
| 5147 | Meats and meat products ----- | 14 | (D) | (D) | EE | 13 | 67 306 | 4 215 | 253 | 1 | (D) |
| 5148 | Fresh fruits and vegetables ----- | 20 | (D) | (D) | EE | 19 | (D) | (D) | EE | 1 | (D) |
| 5149 | Groceries and related products, n.e.c. ----- | 33 | (D) | (D) | FF | 21 | (D) | (D) | BB | 12 | (D) |
| 515 | Farm-product raw materials ----- | 22 | (D) | (D) | CC | 15 | (D) | (D) | CC | 7 | (D) |
| 5153 | Grain and field beans ----- | 6 | (D) | (D) | BB | 6 | (D) | (D) | BB | — | — |
| 5154 | Livestock ----- | 10 | 629 511 | 1 622 | 109 | 3 | (D) | (D) | BB | 7 | (D) |
| 5159 | Farm-product raw materials, n.e.c. ----- | 6 | (D) | (D) | BB | 6 | (D) | (D) | BB | — | — |
| 516 | Chemicals and allied products ----- | 58 | (D) | (D) | EE | 40 | (D) | (D) | EE | 18 | 274 956 |
| 5162 | Plastics materials and basic forms and shapes ----- | 12 | 166 471 | 3 749 | 142 | 8 | 21 849 | 2 273 | 125 | 4 | 144 622 |
| 5169 | Chemicals and allied products, n.e.c. ----- | 46 | (D) | (D) | EE | 32 | (D) | (D) | CC | 14 | 130 334 |
| 517 | Petroleum and petroleum products ----- | 27 | (D) | (D) | FF | 15 | (D) | (D) | EE | 12 | (D) |
| 5171 | Petroleum bulk stations and terminals ----- | 19 | 803 623 | 6 806 | 245 | 12 | (D) | (D) | CC | 7 | (D) |
| 5172 | Petroleum and petroleum products wholesalers, except bulk stations and terminals ----- | 8 | (D) | (D) | EE | 3 | (D) | (D) | CC | 5 | 95 320 |
| 518 | Beer, wine, and distilled alcoholic beverages ----- | 13 | (D) | (D) | EE | 10 | (D) | (D) | EE | 3 | (D) |
| 5181 | Beer and ale ----- | 2 | (D) | (D) | CC | 2 | (D) | (D) | CC | — | — |
| 5182 | Wine and distilled alcoholic beverages ----- | 11 | (D) | (D) | EE | 8 | (D) | (D) | CC | 3 | (D) |
| 519 | Miscellaneous nondurable goods ----- | 133 | (D) | (D) | HH | 107 | (D) | (D) | GG | 26 | (D) |
| 5191 | Farm supplies ----- | 26 | 120 250 | 5 282 | 195 | 23 | (D) | (D) | CC | 3 | (D) |
| 5192 | Books, periodicals, and newspapers ----- | 11 | (D) | (D) | CC | 7 | (D) | (D) | CC | 4 | 13 839 |
| 5193 | Flowers, nursery stock, and florists' supplies ----- | 11 | (D) | (D) | CC | 10 | (D) | (D) | CC | 1 | (D) |
| 5194 | Tobacco and tobacco products ----- | 10 | (D) | (D) | HH | 9 | (D) | (D) | EE | 1 | (D) |
| 5198 | Paints, varnishes, and supplies ----- | 24 | (D) | (D) | CC | 15 | (D) | (D) | CC | 9 | 38 595 |
| 5199 | Nondurable goods, n.e.c. ----- | 51 | (D) | (D) | EE | 43 | (D) | (D) | EE | 8 | (D) |
| KENTON COUNTY | | | | | | | | | | | |
| | Wholesale trade ----- | 204 | 1 367 747 | 97 697 | 2 818 | 157 | 646 335 | 59 160 | 2 032 | 47 | 721 412 |
| 50 | Durable goods ----- | 128 | 722 641 | 64 222 | 1 636 | 99 | 336 095 | 36 420 | 1 151 | 29 | 386 546 |
| 501 | Motor vehicles and motor vehicle parts and supplies ----- | 17 | 49 570 | 5 814 | 269 | 16 | (D) | (D) | EE | 1 | (D) |
| 502 | Furniture and homefurnishings ----- | 4 | 2 484 | 291 | 14 | 4 | 2 484 | 291 | 14 | — | — |
| 503 | Lumber and other construction materials ----- | 12 | (D) | (D) | BB | 9 | (D) | (D) | BB | 3 | (D) |
| 504 | Professional and commercial equipment and supplies ----- | 20 | 66 186 | 5 228 | 138 | 16 | 61 634 | 4 530 | 124 | 4 | 4 552 |
| 505 | Metals and minerals, except petroleum ----- | 5 | (D) | (D) | BB | 4 | (D) | (D) | BB | 1 | (D) |
| 506 | Electrical goods ----- | 15 | 107 562 | 4 859 | 122 | 8 | (D) | (D) | BB | 7 | (D) |

Table 6. Summary Statistics for Counties With 200 Establishments or More: 1992 — Con.

[For meaning of abbreviations and symbols, see introductory text. For explanation of terms and comparability of 1987 and 1992 censuses, see appendix A. For information on geographic areas followed by ▲, see appendix F]

| SIC code | Geographic area and kind of business | Estab-lish-ments (number) | Sales (\$1,000) | Annual payroll (\$1,000) | Paid employees for pay period including March 12 (number) | Merchant wholesalers | | | Other operating types | | |
|-----------------------------|---|---------------------------|-----------------|--------------------------|---|---------------------------|-----------------|--------------------------|---|---------------------------|-----------------|
| | | | | | | Estab-lish-ments (number) | Sales (\$1,000) | Annual payroll (\$1,000) | Paid employees for pay period including March 12 (number) | Estab-lish-ments (number) | Sales (\$1,000) |
| KENTON COUNTY — Con. | | | | | | | | | | | |
| 50 | Durable goods — Con. | | | | | | | | | | |
| 507 | Hardware, and plumbing and heating equipment and supplies | 9 | 24 708 | 3 524 | 109 | 9 | 24 708 | 3 524 | 109 | — | — |
| 508 | Machinery, equipment, and supplies | 34 | 371 983 | 37 253 | 725 | 23 | 90 624 | 12 423 | 310 | 11 | 281 359 |
| 509 | Miscellaneous durable goods | 12 | (D) | (D) | BB | 10 | (D) | (D) | BB | 2 | (D) |
| 51 | Nondurable goods | 76 | 645 106 | 33 475 | 1 182 | 58 | 310 240 | 22 740 | 881 | 18 | 334 866 |
| 511 | Paper and paper products | 14 | (D) | (D) | CC | 12 | (D) | (D) | CC | 2 | (D) |
| 512 | Drugs, drug proprietaries, and druggists' sundries | 5 | (D) | (D) | BB | 4 | (D) | (D) | BB | 1 | (D) |
| 513 | Apparel, piece goods, and notions | 4 | (D) | (D) | BB | 4 | (D) | (D) | BB | — | — |
| 514 | Groceries and related products | 19 | 170 343 | 13 066 | 415 | 11 | (D) | (D) | CC | 8 | (D) |
| 515 | Farm-product raw materials | — | — | — | — | — | — | — | — | — | — |
| 516 | Chemicals and allied products | 10 | 38 912 | 3 306 | 103 | 7 | (D) | (D) | BB | 3 | (D) |
| 517 | Petroleum and petroleum products | 3 | (D) | (D) | BB | 1 | (D) | (D) | AA | 2 | (D) |
| 518 | Beer, wine, and distilled alcoholic beverages | 5 | (D) | (D) | CC | 5 | (D) | (D) | CC | — | — |
| 519 | Miscellaneous nondurable goods | 16 | (D) | (D) | CC | 14 | (D) | (D) | CC | 2 | (D) |

Table 7. Summary Statistics for Metropolitan Areas: 1992

[For meaning of abbreviations and symbols, see introductory text. For explanation of terms and comparability of 1987 and 1992 censuses, see appendix A. For definitions of CMSA's, MSA's, and PMSA's, see appendix D]

| SIC code | Geographic area and kind of business | Estab-lish-ments (number) | Sales (\$1,000) | Annual payroll (\$1,000) | Paid employees for pay period including March 12 (number) | Merchant wholesalers | | | Other operating types | | |
|---|---|---------------------------|-------------------|--------------------------|---|---------------------------|-------------------|--------------------------|---|---------------------------|-------------------|
| | | | | | | Estab-lish-ments (number) | Sales (\$1,000) | Annual payroll (\$1,000) | Paid employees for pay period including March 12 (number) | Estab-lish-ments (number) | Sales (\$1,000) |
| CINCINNATI—HAMILTON, OH—KY—IN CMSA | | | | | | | | | | | |
| | Wholesale trade | 3 546 | 37 590 609 | 1 632 781 | 56 509 | 2 579 | 13 344 446 | 1 017 184 | 35 687 | 967 | 24 246 163 |
| 50 | Durable goods | 2 466 | 22 907 661 | 1 014 606 | 30 531 | 1 807 | 7 476 765 | 679 140 | 22 656 | 659 | 15 430 896 |
| 501 | Motor vehicles and motor vehicle parts and supplies | 304 | 9 904 585 | 103 672 | 3 953 | 259 | (D) | (D) | HH | 45 | (D) |
| 5012 | Automobiles and other motor vehicles | 56 | (D) | (D) | GG | 38 | (D) | (D) | FF | 18 | (D) |
| 5013 | Motor vehicle supplies and new parts | 179 | (D) | (D) | GG | 154 | (D) | (D) | GG | 25 | (D) |
| 5014 | Tires and tubes | 22 | (D) | (D) | EE | 20 | (D) | (D) | CC | 2 | (D) |
| 5015 | Motor vehicle parts, used | 47 | (D) | (D) | EE | 47 | (D) | (D) | EE | — | — |
| 502 | Furniture and homefurnishings | 129 | 701 418 | 55 117 | 1 638 | 88 | (D) | (D) | GG | 41 | (D) |
| 5021 | Furniture | 60 | 197 645 | 18 713 | 613 | 45 | (D) | (D) | FF | 15 | (D) |
| 5023 | Homefurnishings | 69 | 503 773 | 36 404 | 1 025 | 43 | (D) | (D) | FF | 26 | (D) |
| 503 | Lumber and other construction materials | 156 | 694 608 | 46 739 | 1 540 | 111 | 399 063 | 35 262 | 1 198 | 45 | 295 545 |
| 5031 | Lumber, plywood, millwork, and wood panels | 64 | 320 019 | 22 749 | 743 | 53 | (D) | (D) | FF | 11 | (D) |
| 5032 | Brick, stone, and related construction materials | 27 | (D) | (D) | CC | 16 | (D) | (D) | CC | 11 | (D) |
| 5033 | Roofing, siding, and insulation materials | 28 | (D) | (D) | EE | 18 | (D) | (D) | CC | 10 | 138 154 |
| 5039 | Construction materials, n.e.c. | 37 | (D) | (D) | CC | 24 | (D) | (D) | CC | 13 | (D) |
| 504 | Professional and commercial equipment and supplies | 362 | 2 248 633 | 223 066 | 6 072 | 288 | 990 762 | 127 409 | 4 245 | 74 | 1 257 871 |
| 5043 | Photographic equipment and supplies | 13 | (D) | (D) | EE | 11 | (D) | (D) | CC | 2 | (D) |
| 5044 | Office equipment | 65 | (D) | (D) | GG | 52 | (D) | (D) | FF | 13 | (D) |
| 5045 | Computers and computer peripheral equipment and software | 120 | (D) | (D) | GG | 95 | (D) | (D) | GG | 25 | 524 459 |
| 5046 | Commercial equipment, n.e.c. | 42 | (D) | (D) | FF | 38 | (D) | (D) | FF | 4 | (D) |
| 5047 | Medical, dental, and hospital equipment and supplies | 86 | 526 014 | 46 658 | 1 094 | 63 | (D) | (D) | FF | 23 | (D) |
| 5048 | Ophthalmic goods | 14 | (D) | (D) | CC | 11 | (D) | (D) | CC | 3 | (D) |
| 5049 | Professional equipment and supplies, n.e.c. | 22 | (D) | (D) | CC | 18 | (D) | (D) | CC | 4 | (D) |
| 505 | Metals and minerals, except petroleum | 141 | 2 031 842 | 67 309 | 1 966 | 96 | 688 514 | 44 283 | 1 251 | 45 | 1 343 328 |
| 5051 | Metals service centers and offices | 120 | (D) | (D) | GG | 82 | 494 550 | 41 331 | (D) | 38 | (D) |
| 5052 | Coal and other minerals and ores | 21 | (D) | (D) | BB | 14 | 193 964 | 2 952 | (D) | 7 | (D) |
| 506 | Electrical goods | 293 | 1 689 087 | 117 147 | 3 528 | 179 | (D) | (D) | GG | 114 | (D) |
| 5063 | Electrical apparatus and equipment, wiring supplies, and construction materials | 172 | 899 085 | 66 013 | 1 910 | 100 | (D) | (D) | GG | 72 | (D) |
| 5064 | Electrical appliances, television and radio sets | 25 | (D) | (D) | EE | 12 | (D) | (D) | EE | 13 | 298 003 |
| 5065 | Electronic parts and equipment, n.e.c. | 96 | (D) | (D) | GG | 67 | (D) | (D) | FF | 29 | (D) |
| 507 | Hardware, and plumbing and heating equipment and supplies | 186 | (D) | (D) | GG | 138 | (D) | (D) | GG | 48 | (D) |
| 5072 | Hardware | 66 | 220 436 | 25 328 | 908 | 52 | (D) | (D) | FF | 14 | (D) |
| 5074 | Plumbing and heating equipment and supplies (hydronics) | 69 | 189 717 | 13 978 | 480 | 49 | (D) | (D) | EE | 20 | (D) |
| 5075 | Warm air heating and air-conditioning equipment and supplies | 40 | 140 601 | 14 428 | 443 | 28 | (D) | (D) | EE | 12 | (D) |
| 5078 | Refrigeration equipment and supplies | 11 | (D) | (D) | CC | 9 | (D) | (D) | CC | 2 | (D) |

Table 7. Summary Statistics for Metropolitan Areas: 1992 – Con.

[For meaning of abbreviations and symbols, see introductory text. For explanation of terms and comparability of 1987 and 1992 censuses, see appendix A. For definitions of CMSA's, MSA's, and PMSA's, see appendix D]

| SIC code | Geographic area and kind of business | Estab-lish-ments (number) | Sales (\$1,000) | Annual payroll (\$1,000) | Paid employees for pay period including March 12 (number) | Merchant wholesalers | | | Other operating types | |
|---|--|---------------------------|-------------------|--------------------------|---|---------------------------|-------------------|--------------------------|---|---------------------------|
| | | | | | | Estab-lish-ments (number) | Sales (\$1,000) | Annual payroll (\$1,000) | Paid employees for pay period including March 12 (number) | Estab-lish-ments (number) |
| CINCINNATI–HAMILTON, OH–KY–IN CMSA –Con. | | | | | | | | | | |
| 50 | Durable goods –Con. | | | | | | | | | |
| 508 | Machinery, equipment, and supplies | 690 | 4 083 197 | 266 201 | 7 261 | 473 | 1 359 191 | 182 367 | 5 562 | 217 2 724 006 |
| 5082 | Construction and mining (except petroleum) machinery and equipment | 36 | (D) | (D) | EE | 31 | (D) | (D) | EE | 5 (D) |
| 5083 | Farm and garden machinery and equipment | 30 | (D) | (D) | CC | 28 | (D) | (D) | CC | 2 (D) |
| 5084 | Industrial machinery and equipment | 364 | (D) | (D) | HH | 218 | (D) | (D) | GG | 146 (D) |
| 5085 | Industrial supplies | 175 | 1 115 601 | 74 803 | 2 195 | 130 | 436 012 | 54 061 | 1 766 | 45 679 589 |
| 5087 | Service establishment equipment and supplies | 61 | (D) | (D) | FF | 53 | (D) | (D) | FF | 8 (D) |
| 5088 | Transportation equipment and supplies, except motor vehicles | 24 | (D) | (D) | CC | 13 | (D) | (D) | CC | 11 (D) |
| 509 | Miscellaneous durable goods | 205 | (D) | (D) | HH | 175 | (D) | (D) | HH | 30 (D) |
| 5091 | Sporting and recreational goods and supplies | 35 | (D) | (D) | EE | 28 | (D) | (D) | EE | 7 (D) |
| 5092 | Toys and hobby goods and supplies | 20 | (D) | (D) | FF | 16 | (D) | (D) | FF | 4 (D) |
| 5093 | Scrap and waste materials | 63 | (D) | (D) | FF | 61 | (D) | (D) | FF | 2 (D) |
| 5094 | Jewelry, watches, precious stones, and precious metals | 29 | 62 681 | 10 449 | 410 | 26 | 60 339 | 10 315 | 405 | 3 2 342 |
| 5099 | Durable goods, n.e.c. | 58 | (D) | (D) | EE | 44 | (D) | (D) | EE | 14 (D) |
| 51 | Nondurable goods | 1 080 | 14 682 948 | 618 175 | 25 978 | 772 | 5 867 681 | 338 044 | 13 031 | 308 8 815 267 |
| 511 | Paper and paper products | 187 | 1 846 740 | 104 123 | 8 316 | 136 | (D) | (D) | GG | 51 (D) |
| 5111 | Printing and writing paper | 26 | (D) | (D) | EE | 17 | 291 097 | 16 772 | (D) | 9 (D) |
| 5112 | Stationery and office supplies | 99 | (D) | (D) | II | 82 | (D) | (D) | GG | 17 (D) |
| 5113 | Industrial and personal service paper | 62 | (D) | (D) | FF | 37 | (D) | (D) | EE | 25 420 337 |
| 512 | Drugs, drug proprietaries, and druggists' sundries | 49 | (D) | (D) | GG | 41 | (D) | (D) | FF | 8 626 003 |
| 5122 | Drugs, drug proprietaries, and druggists' sundries | 49 | (D) | (D) | GG | 41 | (D) | (D) | FF | 8 626 003 |
| 513 | Apparel, piece goods, and notions | 69 | 343 262 | 27 189 | 1 031 | 46 | (D) | (D) | FF | 23 (D) |
| 5131 | Piece goods, notions, and other dry goods | 14 | (D) | (D) | BB | 10 | (D) | (D) | BB | 4 9 780 |
| 5136 | Men's and boys' clothing and furnishings | 23 | (D) | (D) | FF | 15 | (D) | (D) | EE | 8 (D) |
| 5137 | Women's, children's, and infants' clothing and accessories | 19 | (D) | (D) | BB | 12 | 6 775 | 689 | (D) | 7 (D) |
| 5139 | Footwear | 13 | 51 052 | 2 031 | 69 | 9 | 37 752 | 1 634 | 64 | 4 13 300 |
| 514 | Groceries and related products | 268 | 5 339 551 | 230 003 | 7 684 | 173 | 2 086 914 | 120 314 | 4 528 | 95 3 252 637 |
| 5141 | Groceries, general line | 31 | (D) | (D) | GG | 22 | (D) | (D) | GG | 9 309 366 |
| 5142 | Packaged frozen foods | 25 | (D) | (D) | EE | 8 | (D) | (D) | EE | 17 (D) |
| 5143 | Dairy products, except dried or canned | 18 | (D) | (D) | EE | 13 | (D) | (D) | CC | 5 162 294 |
| 5144 | Poultry and poultry products | 7 | (D) | (D) | BB | 5 | (D) | (D) | BB | 2 (D) |
| 5145 | Confectionery | 27 | (D) | (D) | FF | 14 | (D) | (D) | CC | 13 (D) |
| 5146 | Fish and seafoods | 4 | (D) | (D) | BB | 4 | (D) | (D) | BB | – – |
| 5147 | Meats and meat products | 29 | (D) | (D) | FF | 25 | (D) | (D) | EE | 4 94 124 |
| 5148 | Fresh fruits and vegetables | 32 | (D) | (D) | FF | 31 | (D) | (D) | FF | 1 (D) |
| 5149 | Groceries and related products, n.e.c. | 95 | 2 434 026 | 103 839 | 3 136 | 51 | (D) | (D) | GG | 44 (D) |
| 515 | Farm-product raw materials | 27 | (D) | (D) | EE | 21 | (D) | (D) | CC | 6 (D) |
| 5153 | Grain and field beans | 15 | (D) | (D) | CC | 15 | (D) | (D) | CC | – – |
| 5154 | Livestock | 2 | (D) | (D) | AA | 1 | (D) | (D) | AA | 1 (D) |
| 5159 | Farm-product raw materials, n.e.c. | 10 | (D) | (D) | CC | 5 | (D) | (D) | BB | 5 41 296 |
| 516 | Chemicals and allied products | 154 | 2 185 266 | 88 613 | 2 252 | 99 | 295 440 | 35 358 | 1 088 | 55 1 889 826 |
| 5162 | Plastics materials and basic forms and shapes | 38 | 188 949 | 12 264 | 373 | 22 | (D) | (D) | EE | 16 (D) |
| 5169 | Chemicals and allied products, n.e.c. | 116 | 1 996 317 | 76 349 | 1 879 | 77 | (D) | (D) | FF | 39 (D) |
| 517 | Petroleum and petroleum products | 61 | (D) | (D) | FF | 42 | (D) | (D) | FF | 19 (D) |
| 5171 | Petroleum bulk stations and terminals | 43 | (D) | (D) | FF | 29 | (D) | (D) | EE | 14 (D) |
| 5172 | Petroleum and petroleum products wholesalers, except bulk stations and terminals | 18 | (D) | (D) | CC | 13 | (D) | (D) | CC | 5 (D) |
| 518 | Beer, wine, and distilled alcoholic beverages | 39 | 360 486 | 29 185 | 944 | 36 | (D) | (D) | FF | 3 (D) |
| 5181 | Beer and ale | 18 | (D) | (D) | FF | 18 | (D) | (D) | FF | – – |
| 5182 | Wine and distilled alcoholic beverages | 21 | (D) | (D) | EE | 18 | 132 640 | 7 632 | (D) | 3 (D) |
| 519 | Miscellaneous nondurable goods | 226 | (D) | (D) | GG | 178 | (D) | (D) | GG | 48 (D) |
| 5191 | Farm supplies | 52 | (D) | (D) | EE | 41 | (D) | (D) | EE | 11 (D) |
| 5192 | Books, periodicals, and newspapers | 29 | (D) | (D) | EE | 22 | 61 014 | 5 435 | (D) | 7 (D) |
| 5193 | Flowers, nursery stock, and florists' supplies | 30 | (D) | (D) | EE | 27 | (D) | (D) | EE | 3 (D) |
| 5194 | Tobacco and tobacco products | 11 | (D) | (D) | EE | 11 | (D) | (D) | EE | – – |
| 5198 | Paints, varnishes, and supplies | 23 | (D) | (D) | EE | 13 | (D) | (D) | CC | 10 21 476 |
| 5199 | Nondurable goods, n.e.c. | 81 | (D) | (D) | FF | 64 | (D) | (D) | FF | 17 (D) |
| Cincinnati, OH–KY–IN PMSA | | | | | | | | | | |
| | Wholesale trade | 3 108 | 34 686 914 | 1 447 792 | 50 176 | 2 245 | 11 858 486 | 893 760 | 31 269 | 863 22 828 428 |

Table 7. Summary Statistics for Metropolitan Areas: 1992 — Con.

[For meaning of abbreviations and symbols, see introductory text. For explanation of terms and comparability of 1987 and 1992 censuses, see appendix A. For definitions of CMSA's, MSA's, and PMSA's, see appendix D]

| SIC code | Geographic area and kind of business | Estab-lish-ments (number) | Sales (\$1,000) | Annual payroll (\$1,000) | Paid employees for pay period including March 12 (number) | Merchant wholesalers | | | | Other operating types | |
|---|--|---------------------------|------------------|--------------------------|---|---------------------------|------------------|--------------------------|---|---------------------------|------------------|
| | | | | | | Estab-lish-ments (number) | Sales (\$1,000) | Annual payroll (\$1,000) | Paid employees for pay period including March 12 (number) | Estab-lish-ments (number) | Sales (\$1,000) |
| CINCINNATI—HAMILTON, OH—KY—IN CMSA —Con. | | | | | | | | | | | |
| Cincinnati, OH—KY—IN PMSA—Con. | | | | | | | | | | | |
| 51 | Nondurable goods —Con. | | | | | | | | | | |
| 514 | Groceries and related products —Con. | 3 | 5 427 | 200 | 12 | 3 | 5 427 | 200 | 12 | — | — |
| 5146 | Fish and seafoods | 26 | 274 202 | 11 228 | 470 | 22 | 180 078 | 9 866 | 432 | 4 | 94 124 |
| 5147 | Meats and meat products | 31 | (D) | (D) | FF | 30 | (D) | (D) | FF | 1 | (D) |
| 5148 | Fresh fruits and vegetables | 85 | (D) | (D) | HH | 47 | (D) | (D) | GG | 38 | 1 730 339 |
| 5149 | Groceries and related products, n.e.c. | | | | | | | | | | |
| 515 | Farm-product raw materials | 24 | 447 567 | 4 859 | 291 | 18 | (D) | (D) | CC | 6 | (D) |
| 5153 | Grain and field beans | 12 | 397 695 | 3 359 | 124 | 12 | 397 695 | 3 359 | 124 | — | (D) |
| 5154 | Livestock | 2 | (D) | (D) | AA | 1 | (D) | (D) | AA | 1 | (D) |
| 5159 | Farm-product raw materials, n.e.c. | 10 | (D) | (D) | CC | 5 | (D) | (D) | BB | 5 | 41 296 |
| 516 | Chemicals and allied products | 130 | 2 006 387 | 74 993 | 1 867 | 83 | 212 725 | 25 625 | 800 | 47 | 1 793 662 |
| 5162 | Plastics materials and basic forms and shapes ... | 34 | 161 512 | 9 327 | 261 | 20 | 59 701 | 5 938 | 189 | 14 | 101 811 |
| 5169 | Chemicals and allied products, n.e.c. | 96 | 1 844 875 | 65 666 | 1 606 | 63 | 153 024 | 19 687 | 611 | 33 | 1 691 851 |
| 517 | Petroleum and petroleum products | 53 | 1 738 921 | 19 466 | 684 | 37 | 271 408 | 12 039 | 490 | 16 | 1 467 513 |
| 5171 | Petroleum bulk stations and terminals | 36 | (D) | (D) | EE | 25 | (D) | (D) | EE | 11 | (D) |
| 5172 | Petroleum and petroleum products wholesalers, except bulk stations and terminals | 17 | (D) | (D) | CC | 12 | (D) | (D) | CC | 5 | (D) |
| 518 | Beer, wine, and distilled alcoholic beverages | 35 | 323 903 | 25 680 | 862 | 33 | (D) | (D) | FF | 2 | (D) |
| 5181 | Beer and ale | 16 | 167 580 | 17 806 | 530 | 16 | 167 580 | 17 806 | 530 | — | — |
| 5182 | Wine and distilled alcoholic beverages | 19 | 156 323 | 7 874 | 332 | 17 | (D) | (D) | EE | 2 | (D) |
| 519 | Miscellaneous nondurable goods | 207 | 739 012 | 43 429 | 2 364 | 161 | (D) | (D) | GG | 46 | (D) |
| 5191 | Farm supplies | 48 | 113 583 | 6 372 | 292 | 38 | 53 004 | 5 050 | 245 | 10 | 60 579 |
| 5192 | Books, periodicals, and newspapers | 28 | 97 862 | 6 041 | 395 | 22 | 61 014 | 5 435 | 375 | 6 | 36 848 |
| 5193 | Flowers, nursery stock, and florists' supplies | 27 | 43 093 | 5 100 | 257 | 24 | (D) | (D) | EE | 3 | (D) |
| 5194 | Tobacco and tobacco products | 9 | 263 715 | 5 317 | 317 | 9 | 263 715 | 5 317 | 317 | — | — |
| 5198 | Paints, varnishes, and supplies | 21 | 47 832 | 4 574 | 262 | 11 | 26 356 | 3 163 | 205 | 10 | 21 476 |
| 5199 | Nondurable goods, n.e.c. | 74 | 172 927 | 16 025 | 841 | 57 | (D) | (D) | FF | 17 | (D) |
| Hamilton—Middletown, OH PMSA | | | | | | | | | | | |
| | Wholesale trade | 438 | 2 903 695 | 184 989 | 6 333 | 334 | 1 485 960 | 123 424 | 4 418 | 104 | 1 417 735 |
| (See appropriate State for SIC detail.) | | | | | | | | | | | |
| CLARKSVILLE—HOPKINSVILLE, TN—KY MSA | | | | | | | | | | | |
| | Wholesale trade | 206 | 594 284 | 36 254 | 1 910 | 187 | 477 142 | 32 441 | 1 651 | 19 | 117 142 |
| 50 | Durable goods | 122 | 173 697 | 17 685 | 904 | 118 | 168 832 | 17 042 | 866 | 4 | 4 865 |
| 501 | Motor vehicles and motor vehicle parts and supplies | 34 | 15 688 | 2 365 | 165 | 33 | (D) | (D) | CC | 1 | (D) |
| 502 | Furniture and homefurnishings | 1 | (D) | (D) | AA | 1 | (D) | (D) | AA | — | — |
| 503 | Lumber and other construction materials | 11 | 15 901 | 1 757 | 112 | 10 | (D) | (D) | BB | 1 | (D) |
| 504 | Professional and commercial equipment and supplies | 11 | 7 921 | 981 | 52 | 11 | 7 921 | 981 | 52 | — | — |
| 505 | Metals and minerals, except petroleum | 3 | 17 751 | 571 | 27 | 3 | 17 751 | 571 | 27 | — | — |
| 506 | Electrical goods | 12 | 19 919 | 2 631 | 124 | 12 | 19 919 | 2 631 | 124 | — | — |
| 507 | Hardware, and plumbing and heating equipment and supplies | 8 | 7 967 | 839 | 35 | 8 | 7 967 | 839 | 35 | — | — |
| 508 | Machinery, equipment, and supplies | 33 | 82 190 | 7 699 | 351 | 32 | (D) | (D) | EE | 1 | (D) |
| 509 | Miscellaneous durable goods | 9 | (D) | (D) | BB | 8 | (D) | (D) | BB | 1 | (D) |
| 51 | Nondurable goods | 84 | 420 587 | 18 569 | 1 006 | 69 | 308 310 | 15 399 | 785 | 15 | 112 277 |
| 511 | Paper and paper products | 6 | 3 453 | 438 | 32 | 6 | 3 453 | 438 | 32 | — | — |
| 512 | Drugs, drug proprietaries, and druggists' sundries ... | — | — | — | — | — | — | — | — | — | — |
| 513 | Apparel, piece goods, and notions | 3 | (D) | (D) | AA | 3 | (D) | (D) | AA | — | — |
| 514 | Groceries and related products | 13 | 38 734 | 3 956 | 155 | 10 | (D) | (D) | BB | 3 | (D) |
| 515 | Farm-product raw materials | 18 | 149 451 | 2 379 | 232 | 8 | 61 256 | 1 647 | 88 | 10 | 88 195 |
| 516 | Chemicals and allied products | 1 | (D) | (D) | AA | 1 | (D) | (D) | AA | — | — |
| 517 | Petroleum and petroleum products | 10 | 86 010 | 3 532 | 192 | 9 | (D) | (D) | CC | 1 | (D) |
| 518 | Beer, wine, and distilled alcoholic beverages | 7 | 44 398 | 3 444 | 145 | 7 | 44 398 | 3 444 | 145 | — | — |
| 519 | Miscellaneous nondurable goods | 26 | (D) | (D) | CC | 25 | (D) | (D) | CC | 1 | (D) |

KY-30 KENTUCKY

WHOLESALE TRADE—GEOGRAPHIC AREA SERIES

Table 7. Summary Statistics for Metropolitan Areas: 1992 – Con.

[For meaning of abbreviations and symbols, see introductory text. For explanation of terms and comparability of 1987 and 1992 censuses, see appendix A. For definitions of CMSA's, MSA's, and PMSA's, see appendix D]

| SIC code | Geographic area and kind of business | Estab-lish-ments (number) | Sales (\$1,000) | Annual payroll (\$1,000) | Paid employees for pay period including March 12 (number) | Merchant wholesalers | | | | Other operating types | |
|--|---|---------------------------|------------------|--------------------------|---|---------------------------|------------------|--------------------------|---|---------------------------|------------------|
| | | | | | | Estab-lish-ments (number) | Sales (\$1,000) | Annual payroll (\$1,000) | Paid employees for pay period including March 12 (number) | Estab-lish-ments (number) | Sales (\$1,000) |
| EVANSVILLE–HENDERSON, IN–KY MSA | | | | | | | | | | | |
| | Wholesale trade ----- | 621 | 3 948 137 | 190 699 | 7 375 | 526 | 1 819 918 | 144 924 | 6 061 | 95 | 2 128 219 |
| 50 | Durable goods ----- | 404 | 1 480 723 | 113 214 | 4 354 | 355 | 843 318 | 97 945 | 3 914 | 49 | 637 405 |
| 501 | Motor vehicles and motor vehicle parts and supplies ----- | 69 | 153 973 | 14 699 | 801 | 63 | (D) | (D) | FF | 6 | (D) |
| 5012 | Automobiles and other motor vehicles ----- | 8 | 91 155 | 4 112 | 227 | 7 | (D) | (D) | CC | 1 | (D) |
| 5013 | Motor vehicle supplies and new parts ----- | 46 | 42 467 | 6 919 | 390 | 41 | (D) | (D) | EE | 5 | (D) |
| 5014 | Tires and tubes ----- | 8 | (D) | (D) | CC | 8 | (D) | (D) | CC | | |
| 5015 | Motor vehicle parts, used ----- | 7 | (D) | (D) | BB | 7 | (D) | (D) | BB | | |
| 502 | Furniture and homefurnishings ----- | 10 | 10 626 | 1 111 | 64 | 7 | 8 531 | 994 | 49 | 3 | 2 095 |
| 5021 | Furniture ----- | 5 | 7 036 | 695 | 34 | 4 | (D) | (D) | BB | 1 | (D) |
| 5023 | Homefurnishings ----- | 5 | 3 590 | 416 | 30 | 3 | (D) | (D) | AA | 2 | (D) |
| 503 | Lumber and other construction materials ----- | 33 | 154 273 | 12 190 | 444 | 26 | 87 925 | 10 334 | 391 | 7 | 66 348 |
| 5031 | Lumber, plywood, millwork, and wood panels ----- | 13 | 65 223 | 6 859 | 261 | 11 | (D) | (D) | CC | 2 | (D) |
| 5032 | Brick, stone, and related construction materials ----- | 6 | 8 594 | 1 392 | 40 | 4 | (D) | (D) | BB | 2 | (D) |
| 5033 | Roofing, siding, and insulation materials ----- | 10 | 78 704 | 3 675 | 122 | 7 | 18 715 | 2 220 | 86 | 3 | 59 989 |
| 5039 | Construction materials, n.e.c. ----- | 4 | 1 752 | 264 | 21 | 4 | 1 752 | 264 | 21 | | |
| 504 | Professional and commercial equipment and supplies ----- | 55 | 144 943 | 15 336 | 507 | 49 | 54 914 | 8 161 | 373 | 6 | 90 029 |
| 5043 | Photographic equipment and supplies ----- | 4 | 4 251 | 377 | 18 | 4 | 4 251 | 377 | 18 | | |
| 5044 | Office equipment ----- | 17 | 23 420 | 4 479 | 187 | 14 | (D) | (D) | CC | 3 | (D) |
| 5045 | Computers and computer peripheral equipment and software ----- | 17 | 96 674 | 7 802 | 185 | 14 | (D) | (D) | BB | 3 | (D) |
| 5046 | Commercial equipment, n.e.c. ----- | 5 | 6 800 | 1 136 | 43 | 5 | 6 800 | 1 136 | 43 | | |
| 5047 | Medical, dental, and hospital equipment and supplies ----- | 6 | 9 048 | 1 033 | 44 | 6 | 9 048 | 1 033 | 44 | | |
| 5048 | Ophthalmic goods ----- | 3 | 1 537 | 288 | 16 | 3 | 1 537 | 288 | 16 | | |
| 5049 | Professional equipment and supplies, n.e.c. ----- | 3 | 3 213 | 221 | 14 | 3 | 3 213 | 221 | 14 | | |
| 505 | Metals and minerals, except petroleum ----- | 15 | 449 892 | 4 676 | 128 | 10 | (D) | (D) | BB | 5 | (D) |
| 5051 | Metals service centers and offices ----- | 9 | (D) | (D) | CC | 6 | (D) | (D) | BB | 3 | (D) |
| 5052 | Coal and other minerals and ores ----- | 6 | (D) | (D) | AA | 4 | 52 513 | 516 | (D) | 2 | (D) |
| 506 | Electrical goods ----- | 42 | 97 633 | 8 591 | 326 | 34 | (D) | (D) | EE | 8 | (D) |
| 5063 | Electrical apparatus and equipment, wiring supplies, and construction materials ----- | 25 | 85 026 | 6 207 | 210 | 19 | 66 901 | 5 593 | 190 | 6 | 18 125 |
| 5064 | Electrical appliances, television and radio sets ----- | 1 | (D) | (D) | AA | 1 | (D) | (D) | AA | | |
| 5065 | Electronic parts and equipment, n.e.c. ----- | 16 | (D) | (D) | CC | 14 | 11 319 | 2 056 | (D) | 2 | (D) |
| 507 | Hardware, and plumbing and heating equipment and supplies ----- | 45 | 97 978 | 10 089 | 416 | 39 | 76 200 | 8 420 | 377 | 6 | 21 778 |
| 5072 | Hardware ----- | 15 | 28 093 | 4 076 | 180 | 14 | (D) | (D) | CC | 1 | (D) |
| 5074 | Plumbing and heating equipment and supplies (hydronics) ----- | 10 | 37 893 | 3 244 | 130 | 9 | (D) | (D) | CC | 1 | (D) |
| 5075 | Warm air heating and air-conditioning equipment and supplies ----- | 17 | 23 474 | 2 396 | 94 | 14 | (D) | (D) | BB | 3 | (D) |
| 5078 | Refrigeration equipment and supplies ----- | 3 | 8 518 | 373 | 12 | 2 | (D) | (D) | AA | 1 | (D) |
| 508 | Machinery, equipment, and supplies ----- | 115 | 325 436 | 40 486 | 1 401 | 107 | 312 442 | 39 800 | 1 371 | 8 | 12 994 |
| 5082 | Construction and mining (except petroleum) machinery and equipment ----- | 16 | 112 005 | 10 088 | 274 | 12 | (D) | (D) | EE | 4 | (D) |
| 5083 | Farm and garden machinery and equipment ----- | 9 | 31 862 | 2 708 | 117 | 9 | 31 862 | 2 708 | 117 | | |
| 5084 | Industrial machinery and equipment ----- | 48 | 110 401 | 19 549 | 682 | 45 | 107 367 | 19 416 | 678 | 3 | 3 034 |
| 5085 | Industrial supplies ----- | 31 | 63 876 | 6 893 | 261 | 30 | (D) | (D) | EE | 1 | (D) |
| 5087 | Service establishment equipment and supplies ----- | 9 | (D) | (D) | BB | 9 | (D) | (D) | BB | | |
| 5088 | Transportation equipment and supplies, except motor vehicles ----- | 2 | (D) | (D) | AA | 2 | (D) | (D) | AA | | |
| 509 | Miscellaneous durable goods ----- | 20 | 45 969 | 6 036 | 267 | 20 | 45 969 | 6 036 | 267 | | |
| 5091 | Sporting and recreational goods and supplies ----- | 4 | (D) | (D) | BB | 4 | (D) | (D) | BB | | |
| 5092 | Toys and hobby goods and supplies ----- | | | | | | | | | | |
| 5093 | Scrap and waste materials ----- | 12 | 32 575 | 4 050 | 161 | 12 | 32 575 | 4 050 | 161 | | |
| 5094 | Jewelry, watches, precious stones, and precious metals ----- | | | | | | | | | | |
| 5099 | Durable goods, n.e.c. ----- | 4 | (D) | (D) | BB | 4 | (D) | (D) | BB | | |
| 51 | Nondurable goods ----- | 217 | 2 467 414 | 77 485 | 3 021 | 171 | 976 600 | 46 979 | 2 147 | 46 | 1 490 814 |
| 511 | Paper and paper products ----- | 19 | 44 236 | 4 626 | 217 | 15 | 28 718 | 3 343 | 182 | 4 | 15 518 |
| 5111 | Printing and writing paper ----- | 2 | (D) | (D) | AA | 2 | (D) | (D) | AA | | |
| 5112 | Stationery and office supplies ----- | 15 | (D) | (D) | CC | 12 | (D) | (D) | CC | 3 | (D) |
| 5113 | Industrial and personal service paper ----- | 2 | (D) | (D) | BB | 1 | (D) | (D) | BB | 1 | (D) |
| 512 | Drugs, drug proprietaries, and druggists' sundries ----- | 7 | (D) | (D) | CC | 6 | (D) | (D) | CC | 1 | (D) |
| 5122 | Drugs, drug proprietaries, and druggists' sundries ----- | 7 | (D) | (D) | CC | 6 | (D) | (D) | CC | 1 | (D) |
| 513 | Apparel, piece goods, and notions ----- | 6 | 779 | 103 | 7 | 6 | 779 | 103 | 7 | | |
| 5131 | Piece goods, notions, and other dry goods ----- | 1 | (D) | (D) | AA | 1 | (D) | (D) | AA | | |
| 5136 | Men's and boys' clothing and furnishings ----- | 2 | (D) | (D) | AA | 2 | (D) | (D) | AA | | |
| 5137 | Women's, children's, and infants' clothing and accessories ----- | 3 | (D) | (D) | AA | 3 | (D) | (D) | AA | | |
| 5139 | Footwear ----- | | | | | | | | | | |
| 514 | Groceries and related products ----- | 47 | 401 696 | 20 040 | 827 | 28 | (D) | (D) | EE | 19 | (D) |
| 5141 | Groceries, general line ----- | 4 | 24 859 | 2 254 | 92 | 3 | (D) | (D) | BB | 1 | (D) |
| 5142 | Packaged frozen foods ----- | 4 | 109 007 | 3 382 | 136 | 2 | (D) | (D) | CC | 2 | (D) |
| 5143 | Dairy products, except dried or canned ----- | 3 | 2 168 | 245 | 13 | 1 | (D) | (D) | AA | 2 | (D) |
| 5144 | Poultry and poultry products ----- | 2 | (D) | (D) | BB | 2 | (D) | (D) | BB | | |
| 5145 | Confectionery ----- | 4 | 6 776 | 880 | 42 | 4 | 6 776 | 880 | 42 | | |

Table 7. Summary Statistics for Metropolitan Areas: 1992 – Con.

[For meaning of abbreviations and symbols, see introductory text. For explanation of terms and comparability of 1987 and 1992 censuses, see appendix A. For definitions of CMSA's, MSA's, and PMSA's, see appendix D]

| SIC code | Geographic area and kind of business | Estab-lish-ments (number) | Sales (\$1,000) | Annual payroll (\$1,000) | Paid employees for pay period including March 12 (number) | Merchant wholesalers | | | Other operating types | |
|---|--|---------------------------|------------------|--------------------------|---|---------------------------|------------------|--------------------------|---|---------------------------|
| | | | | | | Estab-lish-ments (number) | Sales (\$1,000) | Annual payroll (\$1,000) | Paid employees for pay period including March 12 (number) | Estab-lish-ments (number) |
| EVANSVILLE–HENDERSON, IN–KY MSA—Con. | | | | | | | | | | |
| 51 | Nondurable goods — Con. | | | | | | | | | |
| 514 | Groceries and related products — Con. | | | | | | | | | |
| 5146 | Fish and seafoods | 1 | (D) | (D) | AA | 1 | (D) | (D) | AA | — |
| 5147 | Meats and meat products | 1 | (D) | (D) | AA | — | — | — | (D) | 1 |
| 5148 | Fresh fruits and vegetables | 2 | (D) | (D) | BB | 2 | (D) | (D) | BB | — |
| 5149 | Groceries and related products, n.e.c. | 26 | 229 967 | 11 597 | 440 | 13 | 19 364 | 2 941 | 140 | 13 210 603 |
| 515 | Farm-product raw materials | 14 | 382 901 | 3 458 | 177 | 13 | (D) | (D) | CC | 1 |
| 5153 | Grain and field beans | 11 | (D) | (D) | CC | 11 | (D) | (D) | CC | — |
| 5154 | Livestock | 2 | (D) | (D) | BB | 1 | (D) | (D) | AA | 1 |
| 5159 | Farm-product raw materials, n.e.c. | 1 | (D) | (D) | AA | 1 | (D) | (D) | AA | — |
| 516 | Chemicals and allied products | 21 | (D) | (D) | FF | 14 | (D) | (D) | EE | 7 |
| 5162 | Plastics materials and basic forms and shapes ... | 10 | (D) | (D) | EE | 5 | 35 168 | 2 320 | (D) | 5 |
| 5169 | Chemicals and allied products, n.e.c. | 11 | (D) | (D) | EE | 9 | (D) | (D) | CC | 2 |
| 517 | Petroleum and petroleum products | 29 | 234 559 | 5 253 | 317 | 23 | 117 805 | 4 528 | 293 | 6 116 754 |
| 5171 | Petroleum bulk stations and terminals | 26 | (D) | (D) | EE | 20 | (D) | (D) | EE | 6 116 754 |
| 5172 | Petroleum and petroleum products wholesalers, except bulk stations and terminals | 3 | (D) | (D) | AA | 3 | (D) | (D) | AA | — |
| 518 | Beer, wine, and distilled alcoholic beverages | 9 | 54 870 | 5 526 | 158 | 9 | 54 870 | 5 526 | 158 | — |
| 5181 | Beer and ale | 6 | (D) | (D) | BB | 6 | (D) | (D) | BB | — |
| 5182 | Wine and distilled alcoholic beverages | 3 | (D) | (D) | BB | 3 | (D) | (D) | BB | — |
| 519 | Miscellaneous nondurable goods | 65 | (D) | (D) | FF | 57 | (D) | (D) | EE | 8 |
| 5191 | Farm supplies | 26 | 102 844 | 5 153 | 297 | 22 | 91 986 | 4 750 | 275 | 4 10 858 |
| 5192 | Books, periodicals, and newspapers | 5 | 7 868 | 634 | 39 | 4 | (D) | (D) | BB | 1 |
| 5193 | Flowers, nursery stock, and florists' supplies | 4 | (D) | (D) | BB | 4 | (D) | (D) | BB | — |
| 5194 | Tobacco and tobacco products | 1 | (D) | (D) | AA | 1 | (D) | (D) | AA | — |
| 5198 | Paints, varnishes, and supplies | 10 | 8 625 | 1 197 | 68 | 9 | (D) | (D) | BB | 1 |
| 5199 | Nondurable goods, n.e.c. | 19 | (D) | (D) | BB | 17 | (D) | (D) | BB | 2 |
| HUNTINGTON–ASHLAND, WV–KY–OH MSA | | | | | | | | | | |
| | Wholesale trade | 454 | 1 592 318 | 117 112 | 5 216 | 398 | 1 321 471 | 106 007 | 4 778 | 56 270 847 |
| 50 | Durable goods | 314 | 715 095 | 71 492 | 3 064 | 290 | 655 760 | 68 398 | 2 932 | 24 59 335 |
| 501 | Motor vehicles and motor vehicle parts and supplies | 60 | 104 951 | 12 542 | 621 | 55 | 98 645 | 11 852 | 574 | 5 6 306 |
| 502 | Furniture and homefurnishings | 7 | 22 115 | 3 238 | 122 | 6 | (D) | (D) | CC | 1 |
| 503 | Lumber and other construction materials | 25 | 34 676 | 2 617 | 145 | 25 | 34 676 | 2 617 | 145 | — |
| 504 | Professional and commercial equipment and supplies | 37 | 69 319 | 8 273 | 385 | 36 | (D) | (D) | EE | 1 |
| 505 | Metals and minerals, except petroleum | 23 | 122 186 | 2 416 | 106 | 19 | 113 619 | 2 357 | 102 | 4 8 567 |
| 506 | Electrical goods | 41 | 113 056 | 13 101 | 557 | 36 | 96 040 | 12 333 | 532 | 5 17 016 |
| 507 | Hardware, and plumbing and heating equipment and supplies | 30 | 39 407 | 4 649 | 224 | 29 | (D) | (D) | CC | 1 |
| 508 | Machinery, equipment, and supplies | 67 | 179 810 | 20 104 | 720 | 61 | 158 301 | 18 679 | 674 | 6 21 509 |
| 509 | Miscellaneous durable goods | 24 | 29 575 | 4 552 | 184 | 23 | (D) | (D) | CC | 1 |
| 51 | Nondurable goods | 140 | 877 223 | 45 620 | 2 152 | 108 | 665 711 | 37 609 | 1 846 | 32 211 512 |
| 511 | Paper and paper products | 11 | 50 646 | 5 773 | 238 | 10 | (D) | (D) | CC | 1 |
| 512 | Drugs, drug proprietaries, and druggists' sundries ... | 8 | 45 296 | 3 331 | 178 | 8 | 45 296 | 3 331 | 178 | — |
| 513 | Apparel, piece goods, and notions | 2 | (D) | (D) | BB | 2 | (D) | (D) | BB | — |
| 514 | Groceries and related products | 54 | 524 297 | 20 924 | 1 056 | 37 | 399 329 | 16 139 | 843 | 17 124 968 |
| 515 | Farm-product raw materials | 3 | 5 069 | 114 | 25 | 2 | (D) | (D) | BB | 1 |
| 516 | Chemicals and allied products | 10 | 18 032 | 1 947 | 77 | 6 | 7 278 | 1 404 | 62 | 4 10 754 |
| 517 | Petroleum and petroleum products | 17 | 122 868 | 4 849 | 192 | 9 | (D) | (D) | CC | 8 |
| 518 | Beer, wine, and distilled alcoholic beverages | 7 | 34 980 | 4 091 | 108 | 7 | 34 980 | 4 091 | 108 | — |
| 519 | Miscellaneous nondurable goods | 28 | (D) | (D) | CC | 27 | 73 782 | 4 299 | (D) | 1 |
| LEXINGTON, KY MSA | | | | | | | | | | |
| | Wholesale trade | 791 | 4 061 623 | 235 422 | 9 787 | 667 | 2 756 085 | 186 907 | 8 001 | 124 1 305 538 |
| 50 | Durable goods | 491 | 1 666 809 | 133 524 | 5 242 | 428 | 1 241 672 | 107 585 | 4 474 | 63 425 137 |
| 501 | Motor vehicles and motor vehicle parts and supplies | 87 | 347 954 | 20 273 | 968 | 80 | 241 931 | 18 609 | 808 | 7 106 023 |
| 5012 | Automobiles and other motor vehicles | 14 | (D) | (D) | EE | 12 | (D) | (D) | CC | 2 |
| 5013 | Motor vehicle supplies and new parts | 45 | 144 345 | 8 172 | 377 | 40 | (D) | (D) | EE | 5 |
| 5014 | Tires and tubes | 12 | 54 412 | 5 690 | 209 | 12 | 54 412 | 5 690 | 209 | — |
| 5015 | Motor vehicle parts, used | 16 | (D) | (D) | BB | 16 | (D) | (D) | BB | — |
| 502 | Furniture and homefurnishings | 22 | (D) | (D) | CC | 19 | (D) | (D) | CC | 3 |
| 5021 | Furniture | 12 | (D) | (D) | CC | 9 | (D) | (D) | BB | 3 |
| 5023 | Homefurnishings | 10 | 15 819 | 1 759 | 75 | 10 | 15 819 | 1 759 | 75 | — |
| 503 | Lumber and other construction materials | 33 | 129 197 | 9 825 | 434 | 29 | 116 036 | 8 712 | 378 | 4 13 161 |
| 5031 | Lumber, plywood, millwork, and wood panels | 17 | (D) | (D) | EE | 15 | (D) | (D) | CC | 2 |
| 5032 | Brick, stone, and related construction materials ... | 5 | 25 251 | 2 211 | 81 | 5 | 25 251 | 2 211 | 81 | — |
| 5033 | Roofing, siding, and insulation materials | 4 | (D) | (D) | BB | 2 | (D) | (D) | BB | 2 |
| 5039 | Construction materials, n.e.c. | 7 | (D) | (D) | BB | 7 | (D) | (D) | BB | — |

KY–32 KENTUCKY

WHOLESALE TRADE—GEOGRAPHIC AREA SERIES

Table 7. Summary Statistics for Metropolitan Areas: 1992 – Con.

[For meaning of abbreviations and symbols, see introductory text. For explanation of terms and comparability of 1987 and 1992 censuses, see appendix A. For definitions of CMSA's, MSA's, and PMSA's, see appendix D]

| SIC code | Geographic area and kind of business | Estab-lish-ments (number) | Sales (\$1,000) | Annual payroll (\$1,000) | Paid employees for pay period including March 12 (number) | Merchant wholesalers | | | | Other operating types | |
|---------------------------------|--|---------------------------|------------------|--------------------------|---|---------------------------|------------------|--------------------------|---|---------------------------|-----------------|
| | | | | | | Estab-lish-ments (number) | Sales (\$1,000) | Annual payroll (\$1,000) | Paid employees for pay period including March 12 (number) | Estab-lish-ments (number) | Sales (\$1,000) |
| LEXINGTON, KY MSA – Con. | | | | | | | | | | | |
| 50 | Durable goods – Con. | | | | | | | | | | |
| 504 | Professional and commercial equipment and supplies | 74 | 169 157 | 33 731 | 1 092 | 61 | 110 012 | 20 087 | 827 | 13 | 59 145 |
| 5043 | Photographic equipment and supplies | – | – | – | – | – | – | – | – | – | – |
| 5044 | Office equipment | 25 | 26 666 | 6 159 | 260 | 20 | 18 953 | 4 927 | 236 | 5 | 7 713 |
| 5045 | Computers and computer peripheral equipment and software | 25 | 83 305 | 20 821 | 554 | 21 | 47 340 | 9 289 | 340 | 4 | 35 965 |
| 5046 | Commercial equipment, n.e.c. | 5 | (D) | (D) | BB | 4 | (D) | (D) | BB | 1 | (D) |
| 5047 | Medical, dental, and hospital equipment and supplies | 15 | (D) | (D) | CC | 13 | (D) | (D) | CC | 2 | (D) |
| 5048 | Ophthalmic goods | 2 | (D) | (D) | AA | 1 | (D) | (D) | AA | 1 | (D) |
| 5049 | Professional equipment and supplies, n.e.c. | 2 | (D) | (D) | AA | 2 | (D) | (D) | AA | – | – |
| 505 | Metals and minerals, except petroleum | 31 | 378 439 | 7 826 | 279 | 22 | 285 582 | 6 607 | 251 | 9 | 92 857 |
| 5051 | Metals service centers and offices | 19 | 243 375 | 6 626 | 251 | 16 | (D) | (D) | CC | 3 | (D) |
| 5052 | Coal and other minerals and ores | 12 | 135 064 | 1 200 | 28 | 6 | (D) | (D) | AA | 6 | (D) |
| 506 | Electrical goods | 51 | 190 838 | 13 439 | 431 | 43 | 113 298 | 10 309 | 359 | 8 | 77 540 |
| 5063 | Electrical apparatus and equipment, wiring supplies, and construction materials | 30 | 161 863 | 10 476 | 324 | 23 | (D) | (D) | EE | 7 | (D) |
| 5064 | Electrical appliances, television and radio sets | 1 | (D) | (D) | AA | 1 | (D) | (D) | AA | – | – |
| 5065 | Electronic parts and equipment, n.e.c. | 20 | (D) | (D) | BB | 19 | (D) | (D) | BB | 1 | (D) |
| 507 | Hardware, and plumbing and heating equipment and supplies | 50 | 111 173 | 12 925 | 488 | 46 | (D) | (D) | EE | 4 | (D) |
| 5072 | Hardware | 16 | (D) | (D) | CC | 16 | (D) | (D) | CC | – | – |
| 5074 | Plumbing and heating equipment and supplies (hydronics) | 20 | 35 644 | 3 555 | 162 | 18 | (D) | (D) | CC | 2 | (D) |
| 5075 | Warm air heating and air-conditioning equipment and supplies | 14 | (D) | (D) | CC | 12 | (D) | (D) | BB | 2 | (D) |
| 5078 | Refrigeration equipment and supplies | – | – | – | – | – | – | – | – | – | – |
| 508 | Machinery, equipment, and supplies | 101 | 249 888 | 26 338 | 1 100 | 90 | 219 184 | 24 764 | 1 056 | 11 | 30 704 |
| 5082 | Construction and mining (except petroleum) machinery and equipment | 13 | 58 725 | 6 280 | 193 | 12 | (D) | (D) | CC | 1 | (D) |
| 5083 | Farm and garden machinery and equipment | 13 | 28 640 | 2 806 | 169 | 13 | 28 640 | 2 806 | 169 | – | – |
| 5084 | Industrial machinery and equipment | 26 | 43 146 | 3 981 | 172 | 20 | 27 469 | 3 387 | 155 | 6 | 15 677 |
| 5085 | Industrial supplies | 23 | (D) | (D) | CC | 21 | 51 096 | 5 687 | (D) | 2 | (D) |
| 5087 | Service establishment equipment and supplies | 24 | 56 853 | 6 787 | 336 | 23 | (D) | (D) | EE | 1 | (D) |
| 5088 | Transportation equipment and supplies, except motor vehicles | 2 | (D) | (D) | AA | 1 | (D) | (D) | AA | 1 | (D) |
| 509 | Miscellaneous durable goods | 42 | (D) | (D) | EE | 38 | (D) | (D) | EE | 4 | (D) |
| 5091 | Sporting and recreational goods and supplies | 5 | 2 586 | 379 | 24 | 5 | 2 586 | 379 | 24 | – | – |
| 5092 | Toys and hobby goods and supplies | 1 | (D) | (D) | AA | 1 | (D) | (D) | AA | – | – |
| 5093 | Scrap and waste materials | 15 | 23 605 | 2 859 | 154 | 15 | 23 605 | 2 859 | 154 | – | – |
| 5094 | Jewelry, watches, precious stones, and precious metals | 10 | 11 226 | 523 | 30 | 8 | (D) | (D) | BB | 2 | (D) |
| 5099 | Durable goods, n.e.c. | 11 | (D) | (D) | BB | 9 | (D) | (D) | BB | 2 | (D) |
| 51 | Nondurable goods | 300 | 2 394 814 | 101 898 | 4 545 | 239 | 1 514 413 | 79 322 | 3 527 | 61 | 880 401 |
| 511 | Paper and paper products | 31 | 64 788 | 7 088 | 315 | 26 | (D) | (D) | EE | 5 | (D) |
| 5111 | Printing and writing paper | 6 | (D) | (D) | BB | 5 | (D) | (D) | BB | 1 | (D) |
| 5112 | Stationery and office supplies | 23 | 32 348 | 3 442 | 206 | 19 | (D) | (D) | CC | 4 | (D) |
| 5113 | Industrial and personal service paper | 2 | (D) | (D) | BB | 2 | (D) | (D) | BB | – | – |
| 512 | Drugs, drug proprietaries, and druggists' sundries | 10 | 86 866 | 4 938 | 187 | 10 | 86 866 | 4 938 | 187 | – | – |
| 5122 | Drugs, drug proprietaries, and druggists' sundries | 10 | 86 866 | 4 938 | 187 | 10 | 86 866 | 4 938 | 187 | – | – |
| 513 | Apparel, piece goods, and notions | 13 | (D) | (D) | CC | 12 | (D) | (D) | BB | 1 | (D) |
| 5131 | Piece goods, notions, and other dry goods | 2 | (D) | (D) | AA | 2 | (D) | (D) | AA | – | – |
| 5136 | Men's and boys' clothing and furnishings | 5 | (D) | (D) | BB | 4 | (D) | (D) | BB | 1 | (D) |
| 5137 | Women's, children's, and infants' clothing and accessories | 6 | (D) | (D) | BB | 6 | (D) | (D) | BB | – | – |
| 5139 | Footwear | – | – | – | – | – | – | – | – | – | – |
| 514 | Groceries and related products | 59 | 658 263 | 31 319 | 1 497 | 41 | 471 975 | 20 215 | 1 024 | 18 | 186 288 |
| 5141 | Groceries, general line | 8 | 401 977 | 13 117 | 651 | 6 | (D) | (D) | FF | 2 | (D) |
| 5142 | Packaged frozen foods | 4 | 22 768 | 1 847 | 69 | 2 | (D) | (D) | BB | 2 | (D) |
| 5143 | Dairy products, except dried or canned | 5 | 8 156 | 863 | 33 | 2 | (D) | (D) | AA | 3 | (D) |
| 5144 | Poultry and poultry products | 2 | (D) | (D) | AA | 2 | (D) | (D) | AA | – | – |
| 5145 | Confectionery | 6 | (D) | (D) | CC | 5 | 1 896 | 282 | (D) | 1 | (D) |
| 5146 | Fish and seafoods | 1 | (D) | (D) | AA | 1 | (D) | (D) | AA | – | – |
| 5147 | Meats and meat products | 8 | 49 813 | 2 636 | 148 | 7 | (D) | (D) | CC | 1 | (D) |
| 5148 | Fresh fruits and vegetables | 5 | 12 080 | 1 410 | 74 | 5 | 12 080 | 1 410 | 74 | – | – |
| 5149 | Groceries and related products, n.e.c. | 20 | (D) | (D) | EE | 11 | (D) | (D) | BB | 9 | 113 664 |
| 515 | Farm-product raw materials | 38 | 641 048 | 7 375 | 444 | 15 | 283 715 | 1 947 | 68 | 23 | 357 333 |
| 5153 | Grain and field beans | 5 | 8 011 | 621 | 22 | 5 | 8 011 | 621 | 22 | – | – |
| 5154 | Livestock | 8 | 302 993 | 2 165 | 177 | 4 | (D) | (D) | AA | 4 | (D) |
| 5159 | Farm-product raw materials, n.e.c. | 25 | 330 044 | 4 589 | 245 | 6 | (D) | (D) | BB | 19 | (D) |
| 516 | Chemicals and allied products | 20 | (D) | (D) | EE | 18 | (D) | (D) | EE | 2 | (D) |
| 5162 | Plastics materials and basic forms and shapes | 4 | (D) | (D) | AA | 4 | (D) | (D) | AA | – | – |
| 5169 | Chemicals and allied products, n.e.c. | 16 | (D) | (D) | EE | 14 | (D) | (D) | EE | 2 | (D) |
| 517 | Petroleum and petroleum products | 20 | 315 666 | 5 272 | 231 | 15 | (D) | (D) | CC | 5 | (D) |
| 5171 | Petroleum bulk stations and terminals | 14 | (D) | (D) | CC | 11 | (D) | (D) | CC | 3 | (D) |
| 5172 | Petroleum and petroleum products wholesalers, except bulk stations and terminals | 6 | (D) | (D) | BB | 4 | (D) | (D) | BB | 2 | (D) |
| 518 | Beer, wine, and distilled alcoholic beverages | 14 | 116 492 | 8 313 | 324 | 14 | 116 492 | 8 313 | 324 | – | – |
| 5181 | Beer and ale | 8 | (D) | (D) | CC | 8 | (D) | (D) | CC | – | – |
| 5182 | Wine and distilled alcoholic beverages | 6 | (D) | (D) | CC | 6 | (D) | (D) | CC | – | – |

Table 7. Summary Statistics for Metropolitan Areas: 1992 – Con.

[For meaning of abbreviations and symbols, see introductory text. For explanation of terms and comparability of 1987 and 1992 censuses, see appendix A. For definitions of CMSA's, MSA's, and PMSA's, see appendix D]

| SIC code | Geographic area and kind of business | Estab-lish-ments (number) | Sales (\$1,000) | Annual payroll (\$1,000) | Paid employees for pay period including March 12 (number) | Merchant wholesalers | | | Other operating types | | |
|---------------------------------|---|---------------------------|-------------------|--------------------------|---|---------------------------|------------------|--------------------------|---|---------------------------|------------------|
| | | | | | | Estab-lish-ments (number) | Sales (\$1,000) | Annual payroll (\$1,000) | Paid employees for pay period including March 12 (number) | Estab-lish-ments (number) | Sales (\$1,000) |
| LEXINGTON, KY MSA – Con. | | | | | | | | | | | |
| 51 | Nondurable goods – Con. | | | | | | | | | | |
| 519 | Miscellaneous nondurable goods ----- | 95 | (D) | (D) | GG | 88 | (D) | (D) | GG | 7 | (D) |
| 5191 | Farm supplies ----- | 47 | 230 249 | 11 642 | 534 | 47 | 230 249 | 11 642 | 534 | – | – |
| 5192 | Books, periodicals, and newspapers ----- | 7 | (D) | (D) | CC | 6 | (D) | (D) | CC | 1 | (D) |
| 5193 | Flowers, nursery stock, and florists' supplies ----- | 6 | (D) | (D) | BB | 6 | (D) | (D) | BB | – | – |
| 5194 | Tobacco and tobacco products ----- | 5 | 34 877 | 1 391 | 77 | 5 | 34 877 | 1 391 | 77 | – | – |
| 5198 | Paints, varnishes, and supplies ----- | 6 | 3 458 | 466 | 21 | 3 | 588 | 69 | 8 | 3 | 2 870 |
| 5199 | Nondurable goods, n.e.c. ----- | 24 | (D) | (D) | CC | 21 | (D) | (D) | CC | 3 | (D) |
| LOUISVILLE, KY-IN MSA | | | | | | | | | | | |
| | Wholesale trade ----- | 2 006 | 14 278 748 | 753 025 | 28 071 | 1 634 | 7 004 170 | 530 330 | 21 252 | 372 | 7 274 578 |
| 50 | Durable goods ----- | 1 388 | 5 629 072 | 455 923 | 16 553 | 1 155 | 3 978 660 | 374 237 | 14 199 | 233 | 1 650 412 |
| 501 | Motor vehicles and motor vehicle parts and supplies ----- | 231 | 858 520 | 57 419 | 2 660 | 213 | 519 742 | 50 007 | 2 255 | 18 | 338 778 |
| 5012 | Automobiles and other motor vehicles ----- | 26 | 380 139 | 13 991 | 656 | 21 | 127 047 | 9 153 | 350 | 5 | 253 092 |
| 5013 | Motor vehicle supplies and new parts ----- | 140 | 256 705 | 31 054 | 1 537 | 128 | (D) | (D) | GG | 12 | (D) |
| 5014 | Tires and tubes ----- | 23 | 192 266 | 9 076 | 281 | 22 | (D) | (D) | EE | 1 | (D) |
| 5015 | Motor vehicle parts, used ----- | 42 | 29 410 | 3 298 | 186 | 42 | 29 410 | 3 298 | 186 | – | – |
| 502 | Furniture and homefurnishings ----- | 60 | 164 030 | 17 612 | 635 | 45 | 135 518 | 16 772 | 598 | 15 | 28 512 |
| 5021 | Furniture ----- | 30 | 107 756 | 11 762 | 422 | 19 | 85 201 | 11 154 | 395 | 11 | 22 555 |
| 5023 | Homefurnishings ----- | 30 | 56 274 | 5 850 | 213 | 26 | 50 317 | 5 618 | 203 | 4 | 5 957 |
| 503 | Lumber and other construction materials ----- | 126 | 496 462 | 40 989 | 1 525 | 100 | 279 048 | 27 736 | 1 080 | 26 | 217 414 |
| 5031 | Lumber, plywood, millwork, and wood panels ----- | 65 | 355 829 | 26 407 | 875 | 50 | 194 593 | 16 791 | 603 | 15 | 161 236 |
| 5032 | Brick, stone, and related construction materials ----- | 21 | 44 387 | 3 688 | 149 | 17 | 18 601 | 2 921 | 118 | 4 | 25 786 |
| 5033 | Roofing, siding, and insulation materials ----- | 14 | 42 892 | 4 548 | 183 | 12 | (D) | (D) | CC | 2 | (D) |
| 5039 | Construction materials, n.e.c. ----- | 26 | 53 354 | 6 346 | 318 | 21 | (D) | (D) | CC | 5 | (D) |
| 504 | Professional and commercial equipment and supplies ----- | 210 | 1 092 213 | 96 131 | 3 071 | 180 | 789 603 | 59 019 | 2 302 | 30 | 302 610 |
| 5043 | Photographic equipment and supplies ----- | 4 | 33 515 | 2 358 | 86 | 4 | 33 515 | 2 358 | 86 | – | (D) |
| 5044 | Office equipment ----- | 36 | (D) | (D) | FF | 33 | (D) | (D) | EE | 3 | (D) |
| 5045 | Computers and computer peripheral equipment and software ----- | 55 | 202 112 | 31 175 | 753 | 43 | 88 281 | 9 133 | 373 | 12 | 113 831 |
| 5046 | Commercial equipment, n.e.c. ----- | 22 | (D) | (D) | EE | 18 | (D) | (D) | CC | 4 | (D) |
| 5047 | Medical, dental, and hospital equipment and supplies ----- | 64 | 207 297 | 22 480 | 765 | 54 | 150 769 | 19 083 | 689 | 10 | 56 528 |
| 5048 | Ophthalmic goods ----- | 14 | 41 952 | 6 523 | 319 | 13 | (D) | (D) | EE | 1 | (D) |
| 5049 | Professional equipment and supplies, n.e.c. ----- | 15 | (D) | (D) | CC | 15 | (D) | (D) | CC | – | – |
| 505 | Metals and minerals, except petroleum ----- | 50 | 915 230 | 20 425 | 742 | 38 | 797 966 | 19 011 | 689 | 12 | 117 264 |
| 5051 | Metals service centers and offices ----- | 45 | 897 120 | 19 667 | 718 | 33 | 779 856 | 18 253 | 665 | 12 | 117 264 |
| 5052 | Coal and other minerals and ores ----- | 5 | 18 110 | 758 | 24 | 5 | 18 110 | 758 | 24 | – | – |
| 506 | Electrical goods ----- | 140 | 506 355 | 39 624 | 1 405 | 101 | 279 278 | 29 661 | 1 137 | 39 | 227 077 |
| 5063 | Electrical apparatus and equipment, wiring supplies, and construction materials ----- | 78 | 369 050 | 25 341 | 860 | 52 | 191 076 | 17 427 | 650 | 26 | 177 974 |
| 5064 | Electrical appliances, television and radio sets ----- | 19 | 64 584 | 3 603 | 158 | 15 | 36 513 | 3 209 | 150 | 4 | 28 071 |
| 5065 | Electronic parts and equipment, n.e.c. ----- | 43 | 72 721 | 10 680 | 387 | 34 | 51 689 | 9 025 | 337 | 9 | 21 032 |
| 507 | Hardware, and plumbing and heating equipment and supplies ----- | 122 | 335 709 | 38 893 | 1 403 | 96 | 266 035 | 33 176 | 1 218 | 26 | 69 674 |
| 5072 | Hardware ----- | 36 | 108 197 | 11 001 | 441 | 26 | 80 627 | 8 784 | 364 | 10 | 27 570 |
| 5074 | Plumbing and heating equipment and supplies (hydronics) ----- | 37 | 110 299 | 10 807 | 427 | 27 | 92 525 | 9 831 | 391 | 10 | 17 774 |
| 5075 | Warm air heating and air-conditioning equipment and supplies ----- | 34 | 80 461 | 11 620 | 371 | 28 | 56 131 | 9 096 | 299 | 6 | 24 330 |
| 5078 | Refrigeration equipment and supplies ----- | 15 | 36 752 | 5 465 | 164 | 15 | 36 752 | 5 465 | 164 | – | – |
| 508 | Machinery, equipment, and supplies ----- | 347 | 1 044 104 | 126 169 | 4 256 | 291 | 747 506 | 121 138 | 4 100 | 56 | 296 598 |
| 5082 | Construction and mining (except petroleum) machinery and equipment ----- | 31 | 146 685 | 30 476 | 860 | 30 | (D) | (D) | FF | 1 | (D) |
| 5083 | Farm and garden machinery and equipment ----- | 33 | 54 410 | 6 634 | 303 | 33 | 54 410 | 6 634 | 303 | – | – |
| 5084 | Industrial machinery and equipment ----- | 154 | 358 938 | 53 983 | 1 802 | 117 | (D) | (D) | GG | 37 | (D) |
| 5085 | Industrial supplies ----- | 82 | 276 010 | 26 695 | 863 | 66 | 190 811 | 25 381 | 829 | 16 | 85 199 |
| 5087 | Service establishment equipment and supplies ----- | 37 | 34 823 | 6 151 | 306 | 37 | 34 823 | 6 151 | 306 | – | – |
| 5088 | Transportation equipment and supplies, except motor vehicles ----- | 10 | 173 238 | 2 230 | 122 | 8 | (D) | (D) | CC | 2 | (D) |
| 509 | Miscellaneous durable goods ----- | 102 | 216 449 | 18 661 | 856 | 91 | 163 964 | 17 717 | 820 | 11 | 52 485 |
| 5091 | Sporting and recreational goods and supplies ----- | 30 | 86 104 | 5 675 | 256 | 27 | 51 317 | 5 076 | 238 | 3 | 34 787 |
| 5092 | Toys and hobby goods and supplies ----- | 7 | 5 959 | 863 | 55 | 7 | 5 959 | 863 | 55 | – | – |
| 5093 | Scrap and waste materials ----- | 31 | 79 956 | 8 456 | 395 | 30 | (D) | (D) | EE | 1 | (D) |
| 5094 | Jewelry, watches, precious stones, and precious metals ----- | 12 | 15 412 | 1 085 | 49 | 11 | (D) | (D) | BB | 1 | (D) |
| 5099 | Durable goods, n.e.c. ----- | 22 | 29 018 | 2 582 | 101 | 16 | (D) | (D) | BB | 6 | (D) |

Table 7. Summary Statistics for Metropolitan Areas: 1992 – Con.

[For meaning of abbreviations and symbols, see introductory text. For explanation of terms and comparability of 1987 and 1992 censuses, see appendix A. For definitions of CMSA's, MSA's, and PMSA's, see appendix D]

| SIC code | Geographic area and kind of business | Estab-lish-ments (number) | Sales (\$1,000) | Annual payroll (\$1,000) | Paid employees for pay period including March 12 (number) | Merchant wholesalers | | | Other operating types | | |
|-------------------------------------|--|---------------------------|------------------|--------------------------|---|---------------------------|------------------|--------------------------|---|---------------------------|------------------|
| | | | | | | Estab-lish-ments (number) | Sales (\$1,000) | Annual payroll (\$1,000) | Paid employees for pay period including March 12 (number) | Estab-lish-ments (number) | Sales (\$1,000) |
| LOUISVILLE, KY-IN MSA – Con. | | | | | | | | | | | |
| 51 | Nondurable goods | 618 | 8 649 676 | 297 102 | 11 518 | 479 | 3 025 510 | 156 093 | 7 053 | 139 | 5 624 166 |
| 511 | Paper and paper products | 75 | 257 743 | 23 574 | 902 | 53 | (D) | (D) | FF | 22 | (D) |
| 5111 | Printing and writing paper | 15 | 102 552 | 6 748 | 225 | 11 | 54 221 | 4 488 | 159 | 4 | 48 331 |
| 5112 | Stationery and office supplies | 38 | 70 497 | 8 487 | 403 | 29 | (D) | (D) | EE | 9 | (D) |
| 5113 | Industrial and personal service paper | 22 | 84 694 | 8 339 | 274 | 13 | 36 364 | 6 861 | 244 | 9 | 48 330 |
| 512 | Drugs, drug proprietaries, and druggists' sundries | 16 | (D) | (D) | FF | 15 | (D) | (D) | FF | 1 | (D) |
| 5122 | Drugs, drug proprietaries, and druggists' sundries | 16 | (D) | (D) | FF | 15 | (D) | (D) | FF | 1 | (D) |
| 513 | Apparel, piece goods, and notions | 29 | 50 677 | 6 394 | 392 | 24 | (D) | (D) | EE | 5 | (D) |
| 5131 | Piece goods, notions, and other dry goods | 6 | (D) | (D) | BB | 5 | (D) | (D) | BB | 1 | (D) |
| 5136 | Men's and boys' clothing and furnishings | 14 | 21 520 | 1 539 | 81 | 11 | 16 568 | 902 | 49 | 3 | 4 952 |
| 5137 | Women's, children's, and infants' clothing and accessories | 8 | (D) | (D) | EE | 7 | (D) | (D) | EE | 1 | (D) |
| 5139 | Footwear | 1 | (D) | (D) | AA | 1 | (D) | (D) | AA | – | – |
| 514 | Groceries and related products | 162 | 1 647 250 | 73 661 | 3 054 | 123 | 807 669 | 49 265 | 2 268 | 39 | 839 581 |
| 5141 | Groceries, general line | 31 | 508 980 | 26 658 | 1 098 | 24 | 266 589 | 22 011 | 914 | 7 | 242 391 |
| 5142 | Packaged frozen foods | 17 | 183 435 | 6 054 | 205 | 9 | 91 714 | 3 995 | 154 | 8 | 91 721 |
| 5143 | Dairy products, except dried or canned | 18 | 177 044 | 4 245 | 183 | 16 | (D) | (D) | CC | 2 | (D) |
| 5144 | Poultry and poultry products | 3 | 34 056 | 1 209 | 50 | 2 | (D) | (D) | BB | 1 | (D) |
| 5145 | Confectionery | 10 | 111 355 | 3 472 | 144 | 7 | (D) | (D) | CC | 3 | (D) |
| 5146 | Fish and seafoods | 2 | (D) | (D) | AA | 2 | (D) | (D) | AA | – | – |
| 5147 | Meats and meat products | 19 | (D) | (D) | EE | 17 | 71 523 | 4 756 | (D) | 2 | (D) |
| 5148 | Fresh fruits and vegetables | 22 | 84 302 | 6 946 | 387 | 21 | (D) | (D) | EE | 1 | (D) |
| 5149 | Groceries and related products, n.e.c. | 40 | (D) | (D) | FF | 25 | (D) | (D) | CC | 15 | 188 992 |
| 515 | Farm-product raw materials | 25 | 779 832 | 4 687 | 274 | 17 | (D) | (D) | CC | 8 | (D) |
| 5153 | Grain and field beans | 8 | (D) | (D) | CC | 8 | (D) | (D) | CC | – | – |
| 5154 | Livestock | 10 | 629 511 | 1 622 | 109 | 3 | (D) | (D) | BB | 7 | (D) |
| 5159 | Farm-product raw materials, n.e.c. | 7 | (D) | (D) | BB | 6 | (D) | (D) | BB | 1 | (D) |
| 516 | Chemicals and allied products | 63 | 392 135 | 16 897 | 515 | 45 | 117 179 | 9 355 | 361 | 18 | 274 956 |
| 5162 | Plastics materials and basic forms and shapes | 12 | 166 471 | 3 749 | 142 | 8 | 21 849 | 2 273 | 125 | 4 | 144 622 |
| 5169 | Chemicals and allied products, n.e.c. | 51 | 225 664 | 13 148 | 373 | 37 | 95 330 | 7 082 | 236 | 14 | 130 334 |
| 517 | Petroleum and petroleum products | 51 | 1 134 945 | 16 246 | 771 | 37 | 195 618 | 8 060 | 452 | 14 | 939 327 |
| 5171 | Petroleum bulk stations and terminals | 37 | 984 889 | 11 234 | 417 | 28 | 140 882 | 6 042 | 277 | 9 | 844 007 |
| 5172 | Petroleum and petroleum products wholesalers, except bulk stations and terminals | 14 | 150 056 | 5 012 | 354 | 9 | 54 736 | 2 018 | 175 | 5 | 95 320 |
| 518 | Beer, wine, and distilled alcoholic beverages | 18 | (D) | (D) | EE | 15 | (D) | (D) | EE | 3 | (D) |
| 5181 | Beer and ale | 6 | (D) | (D) | CC | 6 | (D) | (D) | CC | – | – |
| 5182 | Wine and distilled alcoholic beverages | 12 | (D) | (D) | EE | 9 | (D) | (D) | CC | 3 | (D) |
| 519 | Miscellaneous nondurable goods | 179 | (D) | (D) | HH | 150 | (D) | (D) | GG | 29 | (D) |
| 5191 | Farm supplies | 48 | 150 371 | 6 700 | 286 | 44 | 133 030 | 5 774 | 267 | 4 | 17 341 |
| 5192 | Books, periodicals, and newspapers | 12 | 36 902 | 3 939 | 172 | 8 | 23 063 | 2 676 | 137 | 4 | 13 839 |
| 5193 | Flowers, nursery stock, and florists' supplies | 15 | (D) | (D) | CC | 14 | (D) | (D) | CC | 1 | (D) |
| 5194 | Tobacco and tobacco products | 12 | (D) | (D) | HH | 11 | 161 617 | 7 241 | (D) | 1 | (D) |
| 5198 | Paints, varnishes, and supplies | 30 | 85 487 | 6 863 | 239 | 21 | 46 892 | 4 588 | 182 | 9 | 38 595 |
| 5199 | Nondurable goods, n.e.c. | 62 | (D) | (D) | EE | 52 | (D) | (D) | EE | 10 | (D) |
| OWENSBORO, KY MSA | | | | | | | | | | | |
| | Wholesale trade | 190 | 936 870 | 50 067 | 2 212 | 167 | 699 296 | 43 723 | 1 894 | 23 | 237 574 |
| 50 | Durable goods | 115 | 310 553 | 28 965 | 1 243 | 108 | 275 800 | 28 095 | 1 214 | 7 | 34 753 |
| 501 | Motor vehicles and motor vehicle parts and supplies | 24 | 19 611 | 3 792 | 199 | 24 | 19 611 | 3 792 | 199 | – | – |
| 502 | Furniture and home furnishings | 5 | 2 401 | 240 | 17 | 5 | 2 401 | 240 | 17 | – | – |
| 503 | Lumber and other construction materials | 6 | 28 939 | 1 542 | 65 | 5 | (D) | (D) | BB | 1 | (D) |
| 504 | Professional and commercial equipment and supplies | 11 | (D) | (D) | BB | 10 | 7 560 | 1 326 | (D) | 1 | (D) |
| 505 | Metals and minerals, except petroleum | 1 | (D) | (D) | AA | – | – | – | (D) | 1 | (D) |
| 506 | Electrical goods | 8 | 12 664 | 1 960 | 86 | 8 | 12 664 | 1 960 | 86 | – | – |
| 507 | Hardware, and plumbing and heating equipment and supplies | 10 | 10 273 | 1 235 | 73 | 10 | 10 273 | 1 235 | 73 | – | – |
| 508 | Machinery, equipment, and supplies | 35 | 97 479 | 11 705 | 397 | 32 | (D) | (D) | EE | 3 | (D) |
| 509 | Miscellaneous durable goods | 15 | (D) | (D) | EE | 14 | (D) | (D) | EE | 1 | (D) |
| 51 | Nondurable goods | 75 | 626 317 | 21 102 | 969 | 59 | 423 496 | 15 628 | 680 | 16 | 202 821 |
| 511 | Paper and paper products | 5 | (D) | (D) | BB | 5 | (D) | (D) | BB | – | – |
| 512 | Drugs, drug proprietaries, and druggists' sundries | 1 | (D) | (D) | BB | 1 | (D) | (D) | BB | – | – |
| 513 | Apparel, piece goods, and notions | 1 | (D) | (D) | AA | 1 | (D) | (D) | AA | – | – |
| 514 | Groceries and related products | 10 | 131 959 | 6 524 | 238 | 4 | (D) | (D) | CC | 6 | (D) |
| 515 | Farm-product raw materials | 12 | 139 902 | 1 632 | 209 | 4 | (D) | (D) | BB | 8 | (D) |
| 516 | Chemicals and allied products | 2 | (D) | (D) | AA | 2 | (D) | (D) | AA | – | – |
| 517 | Petroleum and petroleum products | 12 | 133 383 | 2 102 | 107 | 11 | (D) | (D) | CC | 1 | (D) |
| 518 | Beer, wine, and distilled alcoholic beverages | 6 | (D) | (D) | BB | 6 | (D) | (D) | BB | – | – |
| 519 | Miscellaneous nondurable goods | 26 | (D) | (D) | CC | 25 | (D) | (D) | CC | 1 | (D) |

Table 8. Summary Statistics for the Area Outside Metropolitan Areas: 1992

[For meaning of abbreviations and symbols, see introductory text. For explanation of terms and comparability of 1987 and 1992 censuses, see appendix A. For definitions of CMSA's, MSA's, and PMSA's, see appendix D]

| SIC code | Kind of business | Estab-lish-ments (number) | Sales (\$1,000) | Annual payroll (\$1,000) | Paid employees for pay period including March 12 (number) | Merchant wholesalers | | | | Other operating types | |
|-----------|---|---------------------------|------------------|--------------------------|---|---------------------------|------------------|--------------------------|---|---------------------------|------------------|
| | | | | | | Estab-lish-ments (number) | Sales (\$1,000) | Annual payroll (\$1,000) | Paid employees for pay period including March 12 (number) | Estab-lish-ments (number) | Sales (\$1,000) |
| | Wholesale trade ----- | 2 497 | 9 484 339 | 458 559 | 23 884 | 2 256 | 6 319 416 | 402 770 | 20 801 | 241 | 3 164 923 |
| 50 | Durable goods ----- | 1 395 | 2 500 280 | 214 805 | 10 694 | 1 321 | 2 070 220 | 200 430 | 10 047 | 74 | 430 060 |
| 501 | Motor vehicles and motor vehicle parts and supplies ----- | 362 | (D) | (D) | HH | 350 | 478 400 | 41 201 | 2 444 | 12 | (D) |
| 5012 | Automobiles and other motor vehicles ----- | 73 | (D) | (D) | FF | 72 | (D) | (D) | FF | 1 | (D) |
| 5013 | Motor vehicle supplies and new parts ----- | 195 | (D) | (D) | GG | 185 | (D) | (D) | GG | 10 | (D) |
| 5014 | Tires and tubes ----- | 29 | (D) | (D) | EE | 28 | (D) | (D) | EE | 1 | (D) |
| 5015 | Motor vehicle parts, used ----- | 65 | (D) | (D) | EE | 65 | (D) | (D) | EE | - | - |
| 502 | Furniture and homefurnishings ----- | 28 | (D) | (D) | EE | 25 | (D) | (D) | CC | 3 | (D) |
| 5021 | Furniture ----- | 11 | (D) | (D) | CC | 10 | (D) | (D) | BB | 1 | (D) |
| 5023 | Homefurnishings ----- | 17 | 17 407 | 2 252 | 149 | 15 | (D) | (D) | CC | 2 | (D) |
| 503 | Lumber and other construction materials ----- | 91 | 185 737 | 13 927 | 850 | 82 | 174 264 | 13 555 | 831 | 9 | 11 473 |
| 5031 | Lumber, plywood, millwork, and wood panels ----- | 50 | 108 805 | 7 724 | 544 | 46 | 104 988 | 7 635 | 534 | 4 | 3 817 |
| 5032 | Brick, stone, and related construction materials ----- | 20 | (D) | (D) | CC | 16 | (D) | (D) | CC | 4 | (D) |
| 5033 | Roofing, siding, and insulation materials ----- | 4 | 34 689 | 1 882 | 60 | 4 | 34 689 | 1 882 | 60 | - | - |
| 5039 | Construction materials, n.e.c. ----- | 17 | (D) | (D) | CC | 16 | (D) | (D) | CC | 1 | (D) |
| 504 | Professional and commercial equipment and supplies ----- | 121 | 109 704 | 17 969 | 868 | 112 | (D) | (D) | FF | 9 | (D) |
| 5043 | Photographic equipment and supplies ----- | - | - | - | - | - | - | - | - | - | - |
| 5044 | Office equipment ----- | 30 | (D) | (D) | CC | 27 | (D) | (D) | CC | 3 | (D) |
| 5045 | Computers and computer peripheral equipment and software ----- | 38 | 36 643 | 5 288 | 245 | 37 | (D) | (D) | CC | 1 | (D) |
| 5046 | Commercial equipment, n.e.c. ----- | 10 | (D) | (D) | BB | 10 | (D) | (D) | BB | - | - |
| 5047 | Medical, dental, and hospital equipment and supplies ----- | 29 | (D) | (D) | CC | 24 | (D) | (D) | CC | 5 | (D) |
| 5048 | Ophthalmic goods ----- | - | - | - | - | - | - | - | - | - | - |
| 5049 | Professional equipment and supplies, n.e.c. ----- | 14 | (D) | (D) | CC | 14 | (D) | (D) | CC | - | - |
| 505 | Metals and minerals, except petroleum ----- | 64 | 337 260 | 15 946 | 586 | 53 | (D) | (D) | EE | 11 | (D) |
| 5051 | Metals service centers and offices ----- | 24 | (D) | (D) | EE | 22 | 65 520 | 5 675 | 247 | 2 | (D) |
| 5052 | Coal and other minerals and ores ----- | 40 | (D) | (D) | CC | 31 | (D) | (D) | CC | 9 | 92 210 |
| 506 | Electrical goods ----- | 106 | 138 067 | 13 881 | 670 | 101 | (D) | (D) | FF | 5 | (D) |
| 5063 | Electrical apparatus and equipment, wiring supplies, and construction materials ----- | 72 | 109 940 | 10 529 | 483 | 68 | (D) | (D) | EE | 4 | (D) |
| 5064 | Electrical appliances, television and radio sets ----- | 5 | (D) | (D) | BB | 5 | (D) | (D) | BB | - | - |
| 5065 | Electronic parts and equipment, n.e.c. ----- | 29 | (D) | (D) | CC | 28 | (D) | (D) | CC | 1 | (D) |
| 507 | Hardware, and plumbing and heating equipment and supplies ----- | 85 | (D) | (D) | EE | 79 | 90 591 | 8 726 | 438 | 6 | (D) |
| 5072 | Hardware ----- | 15 | (D) | (D) | BB | 15 | (D) | (D) | BB | - | - |
| 5074 | Plumbing and heating equipment and supplies (hydronics) ----- | 42 | 61 231 | 5 372 | 276 | 40 | (D) | (D) | EE | 2 | (D) |
| 5075 | Warm air heating and air-conditioning equipment and supplies ----- | 24 | 27 273 | 2 616 | 121 | 20 | (D) | (D) | BB | 4 | (D) |
| 5078 | Refrigeration equipment and supplies ----- | 4 | (D) | (D) | BB | 4 | (D) | (D) | BB | - | - |
| 508 | Machinery, equipment, and supplies ----- | 428 | 834 794 | 83 658 | 3 520 | 412 | 791 670 | 81 128 | 3 427 | 16 | 43 124 |
| 5082 | Construction and mining (except petroleum) machinery and equipment ----- | 98 | 397 158 | 38 215 | 1 218 | 94 | 370 076 | 36 996 | 1 186 | 4 | 27 082 |
| 5083 | Farm and garden machinery and equipment ----- | 135 | 206 274 | 15 735 | 971 | 133 | (D) | (D) | FF | 2 | (D) |
| 5084 | Industrial machinery and equipment ----- | 85 | 98 520 | 13 411 | 542 | 79 | 94 578 | 13 185 | 526 | 6 | 3 942 |
| 5085 | Industrial supplies ----- | 72 | (D) | (D) | EE | 70 | (D) | (D) | EE | 2 | (D) |
| 5087 | Service establishment equipment and supplies ----- | 32 | (D) | (D) | EE | 31 | (D) | (D) | EE | 1 | (D) |
| 5088 | Transportation equipment and supplies, except motor vehicles ----- | 6 | (D) | (D) | AA | 5 | (D) | (D) | AA | 1 | (D) |
| 509 | Miscellaneous durable goods ----- | 110 | 97 613 | 10 684 | 762 | 107 | 91 853 | 10 308 | 752 | 3 | 5 760 |
| 5091 | Sporting and recreational goods and supplies ----- | 19 | (D) | (D) | CC | 18 | (D) | (D) | CC | 1 | (D) |
| 5092 | Toys and hobby goods and supplies ----- | 1 | (D) | (D) | AA | 1 | (D) | (D) | AA | - | - |
| 5093 | Scrap and waste materials ----- | 50 | 41 674 | 4 626 | 368 | 50 | 41 674 | 4 626 | 368 | - | - |
| 5094 | Jewelry, watches, precious stones, and precious metals ----- | 4 | (D) | (D) | BB | 4 | (D) | (D) | BB | - | - |
| 5099 | Durable goods, n.e.c. ----- | 36 | (D) | (D) | CC | 34 | (D) | (D) | CC | 2 | (D) |
| 51 | Nondurable goods ----- | 1 102 | 6 984 059 | 243 754 | 13 190 | 935 | 4 249 196 | 202 340 | 10 754 | 167 | 2 734 863 |
| 511 | Paper and paper products ----- | 64 | (D) | (D) | EE | 59 | (D) | (D) | EE | 5 | (D) |
| 5111 | Printing and writing paper ----- | 4 | (D) | (D) | AA | 3 | (D) | (D) | AA | 1 | (D) |
| 5112 | Stationery and office supplies ----- | 53 | (D) | (D) | EE | 49 | (D) | (D) | EE | 4 | (D) |
| 5113 | Industrial and personal service paper ----- | 7 | (D) | (D) | BB | 7 | (D) | (D) | BB | - | - |
| 512 | Drugs, drug proprietaries, and druggists' sundries ----- | 21 | 634 775 | 19 206 | 816 | 21 | 634 775 | 19 206 | 816 | - | - |
| 5122 | Drugs, drug proprietaries, and druggists' sundries ----- | 21 | 634 775 | 19 206 | 816 | 21 | 634 775 | 19 206 | 816 | - | - |
| 513 | Apparel, piece goods, and notions ----- | 18 | (D) | (D) | CC | 16 | (D) | (D) | CC | 2 | (D) |
| 5131 | Piece goods, notions, and other dry goods ----- | 7 | (D) | (D) | BB | 7 | (D) | (D) | BB | - | - |
| 5136 | Men's and boys' clothing and furnishings ----- | 5 | (D) | (D) | CC | 4 | (D) | (D) | BB | 1 | (D) |
| 5137 | Women's, children's, and infants' clothing and accessories ----- | 4 | (D) | (D) | AA | 3 | (D) | (D) | AA | 1 | (D) |
| 5139 | Footwear ----- | 2 | (D) | (D) | BB | 2 | (D) | (D) | BB | - | - |
| 514 | Groceries and related products ----- | 174 | 1 111 330 | 68 302 | 3 180 | 131 | (D) | (D) | HH | 43 | (D) |
| 5141 | Groceries, general line ----- | 16 | 488 977 | 20 571 | 878 | 16 | 488 977 | 20 571 | 878 | - | - |
| 5142 | Packaged frozen foods ----- | 16 | 244 241 | 14 345 | 582 | 13 | (D) | (D) | FF | 3 | (D) |
| 5143 | Dairy products, except dried or canned ----- | 29 | 66 034 | 5 212 | 251 | 14 | 21 258 | 1 625 | 89 | 15 | 44 776 |
| 5144 | Poultry and poultry products ----- | 7 | 26 485 | 3 016 | 197 | 7 | 26 485 | 3 016 | 197 | - | - |
| 5145 | Confectionery ----- | 19 | (D) | (D) | BB | 17 | (D) | (D) | BB | 2 | (D) |

Table 8. Summary Statistics for the Area Outside Metropolitan Areas: 1992 —Con.

[For meaning of abbreviations and symbols, see introductory text. For explanation of terms and comparability of 1987 and 1992 censuses, see appendix A. For definitions of CMSA's, MSA's, and PMSA's, see appendix D]

| SIC code | Kind of business | Estab-lish-ments (number) | Sales (\$1,000) | Annual payroll (\$1,000) | Paid employees for pay period including March 12 (number) | Merchant wholesalers | | | | Other operating types | |
|------------------------------|--|---------------------------|-----------------|--------------------------|---|---------------------------|-----------------|--------------------------|---|---------------------------|-----------------|
| | | | | | | Estab-lish-ments (number) | Sales (\$1,000) | Annual payroll (\$1,000) | Paid employees for pay period including March 12 (number) | Estab-lish-ments (number) | Sales (\$1,000) |
| Wholesale trade —Con. | | | | | | | | | | | |
| 51 | Nondurable goods —Con. | | | | | | | | | | |
| 514 | Groceries and related products —Con. | | | | | | | | | | |
| 5146 | Fish and seafoods | 1 | (D) | (D) | AA | 1 | (D) | (D) | AA | — | — |
| 5147 | Meats and meat products | 9 | 33 328 | 2 034 | 105 | 9 | 33 328 | 2 034 | 105 | — | — |
| 5148 | Fresh fruits and vegetables | 22 | (D) | (D) | EE | 20 | (D) | (D) | EE | 2 | (D) |
| 5149 | Groceries and related products, n.e.c. | 55 | 180 852 | 17 815 | 788 | 34 | 55 863 | 5 846 | 358 | 21 | 124 989 |
| 515 | Farm-product raw materials | 151 | 1 084 659 | 17 633 | 2 112 | 81 | (D) | (D) | FF | 70 | (D) |
| 5153 | Grain and field beans | 39 | (D) | (D) | EE | 39 | (D) | (D) | EE | — | — |
| 5154 | Livestock | 43 | (D) | (D) | FF | 23 | (D) | (D) | CC | 20 | (D) |
| 5159 | Farm-product raw materials, n.e.c. | 69 | 476 790 | 7 300 | 1 244 | 19 | (D) | (D) | EE | 50 | (D) |
| 516 | Chemicals and allied products | 46 | (D) | (D) | FF | 36 | (D) | (D) | EE | 10 | (D) |
| 5162 | Plastics materials and basic forms and shapes ... | 5 | (D) | (D) | BB | 4 | (D) | (D) | BB | 1 | (D) |
| 5169 | Chemicals and allied products, n.e.c. | 41 | (D) | (D) | FF | 32 | (D) | (D) | EE | 9 | (D) |
| 517 | Petroleum and petroleum products | 198 | (D) | (D) | GG | 172 | (D) | (D) | GG | 26 | (D) |
| 5171 | Petroleum bulk stations and terminals | 163 | 992 746 | 29 892 | 1 686 | 142 | 847 714 | 27 818 | 1 592 | 21 | 145 032 |
| 5172 | Petroleum and petroleum products wholesalers, except bulk stations and terminals | 35 | (D) | (D) | EE | 30 | (D) | (D) | CC | 5 | (D) |
| 518 | Beer, wine, and distilled alcoholic beverages | 25 | (D) | (D) | EE | 23 | (D) | (D) | EE | 2 | (D) |
| 5181 | Beer and ale | 21 | (D) | (D) | CC | 21 | (D) | (D) | CC | — | — |
| 5182 | Wine and distilled alcoholic beverages | 4 | (D) | (D) | BB | 2 | (D) | (D) | BB | 2 | (D) |
| 519 | Miscellaneous nondurable goods | 405 | 983 409 | 61 260 | 3 540 | 396 | 918 148 | 58 627 | 3 421 | 9 | 65 261 |
| 5191 | Farm supplies | 297 | (D) | (D) | GG | 293 | (D) | (D) | GG | 4 | (D) |
| 5192 | Books, periodicals, and newspapers | 10 | (D) | (D) | CC | 10 | (D) | (D) | CC | — | — |
| 5193 | Flowers, nursery stock, and florists' supplies | 14 | (D) | (D) | BB | 14 | (D) | (D) | BB | — | — |
| 5194 | Tobacco and tobacco products | 29 | (D) | (D) | FF | 26 | (D) | (D) | FF | 3 | (D) |
| 5198 | Paints, varnishes, and supplies | 4 | (D) | (D) | AA | 4 | (D) | (D) | AA | — | — |
| 5199 | Nondurable goods, n.e.c. | 51 | (D) | (D) | EE | 49 | (D) | (D) | EE | 2 | (D) |

Table 9. Places With 2,500 Inhabitants or More Ranked by Volume of Sales: 1992

[For meaning of abbreviations and symbols, see introductory text. For explanation of terms and comparability of 1987 and 1992 censuses, see appendix A. For information on geographic areas followed by ▲, see appendix F]

| Geographic area | Rank ¹ | Sales (\$1,000) | Cumulative | | Geographic area | Rank ¹ | Sales (\$1,000) | Cumulative | |
|-------------------------|-------------------|-------------------|-------------------|------------------------|------------------------|-------------------|-----------------|-----------------|------------------------|
| | | | Sales (\$1,000) | Percent of State total | | | | Sales (\$1,000) | Percent of State total |
| Kentucky | (X) | 31 574 538 | 31 574 538 | 100.0 | Kentucky —Con. | | | | |
| Louisville | 1 | 8 273 298 | 8 273 298 | 26.2 | Paris | 31 | 82 679 | 21 390 387 | 67.7 |
| Lexington-Fayette | 2 | 3 190 967 | 11 464 265 | 36.3 | Bardstown | 32 | 80 320 | 21 470 707 | 68.0 |
| Bowling Green | 3 | 2 166 423 | 13 630 688 | 43.2 | Middlesborough | 33 | 72 554 | 21 543 261 | 68.2 |
| Paducah | 4 | 1 118 208 | 14 748 896 | 46.7 | Mount Sterling | 34 | 65 651 | 21 608 912 | 68.4 |
| Jeffersonton | 5 | 1 074 313 | 15 823 209 | 50.1 | Harlan | 35 | 61 883 | 21 670 795 | 68.6 |
| Owensboro | 6 | 688 031 | 16 511 240 | 52.3 | Glasgow | 36 | 60 509 | 21 731 304 | 68.8 |
| Newport | 7 | 643 216 | 17 154 456 | 54.3 | Fort Mitchell | 37 | 60 309 | 21 791 613 | 69.0 |
| Erlanger | 8 | 388 915 | 17 543 371 | 55.6 | Lyndon | 38 | 55 040 | 21 846 653 | 69.2 |
| Covington | 9 | 342 023 | 17 885 394 | 56.6 | Shively | 39 | 52 963 | 21 899 616 | 69.4 |
| Florence | 10 | 340 865 | 18 226 259 | 57.7 | Russellville | 40 | 51 467 | 21 951 083 | 69.5 |
| Henderson | 11 | 295 476 | 18 521 735 | 58.7 | Crescent Springs | 41 | 51 084 | 22 002 167 | 69.7 |
| Ashland | 12 | 277 417 | 18 799 152 | 59.5 | Paintsville | 42 | 49 025 | 22 051 192 | 69.8 |
| Hurstbourne | 13 | 232 098 | 19 031 250 | 60.3 | La Grange | 43 | 45 825 | 22 097 017 | 70.0 |
| Somerset | 14 | 226 271 | 19 257 521 | 61.0 | Flemingsburg | 44 | 45 267 | 22 142 284 | 70.1 |
| St. Matthews | 15 | 224 282 | 19 481 803 | 61.7 | Hickman | 45 | 43 043 | 22 185 327 | 70.3 |
| London | 16 | 207 151 | 19 688 954 | 62.4 | Ludlow | 46 | 36 632 | 22 221 959 | 70.4 |
| Madisonville | 17 | 185 720 | 19 874 674 | 62.9 | Fort Wright | 47 | 33 614 | 22 255 573 | 70.5 |
| Murray | 18 | 185 048 | 20 059 722 | 63.5 | Irvine | 48 | 32 288 | 22 287 861 | 70.6 |
| Hazard | 19 | 150 075 | 20 209 797 | 64.0 | Morehead | 49 | 28 325 | 22 316 186 | 70.7 |
| Nicholasville | 20 | 146 742 | 20 356 539 | 64.5 | Hartford | 50 | 24 521 | 22 340 707 | 70.8 |
| Pikeville | 21 | 119 687 | 20 476 226 | 64.9 | Barbourville | 51 | 19 971 | 22 360 678 | 70.8 |
| Shelbyville | 22 | 106 670 | 20 582 896 | 65.2 | Central City | 52 | 19 551 | 22 380 229 | 70.9 |
| Middletown | 23 | 106 545 | 20 689 441 | 65.5 | Alexandria | 53 | 17 807 | 22 398 036 | 70.9 |
| Elizabethtown | 24 | 98 957 | 20 788 398 | 65.8 | Scottsville | 54 | 16 929 | 22 414 965 | 71.0 |
| Winchester | 25 | 96 991 | 20 885 389 | 66.1 | Fulton | 55 | 16 801 | 22 431 766 | 71.0 |
| Franklin | 26 | 86 872 | 20 972 261 | 66.4 | Benton | 56 | 16 754 | 22 448 520 | 71.1 |
| Corbin ▲ | 27 | 85 264 | 21 057 525 | 66.7 | Williamsburg | 57 | 16 037 | 22 464 557 | 71.1 |
| Mayfield | 28 | 84 186 | 21 141 711 | 67.0 | Shepherdsville | 58 | 15 058 | 22 479 615 | 71.2 |
| Prestonsburg | 29 | 83 163 | 21 224 874 | 67.2 | Lawrenceburg | 59 | 14 240 | 22 493 855 | 71.2 |
| Richmond | 30 | 82 834 | 21 307 708 | 67.5 | Mount Vernon | 60 | 8 168 | 22 502 023 | 71.3 |

See footnotes at end of table.

Table 9. Places With 2,500 Inhabitants or More Ranked by Volume of Sales: 1992 —Con.

[For meaning of abbreviations and symbols, see introductory text. For explanation of terms and comparability of 1987 and 1992 censuses, see appendix A. For information on geographic areas followed by ▲, see appendix F]

| Geographic area | Rank ¹ | Sales (\$1,000) | Cumulative | | Geographic area | Rank ¹ | Sales (\$1,000) | Cumulative | |
|-----------------------|-------------------|-----------------|-----------------|------------------------|--------------------------|-------------------|-----------------|-----------------|------------------------|
| | | | Sales (\$1,000) | Percent of State total | | | | Sales (\$1,000) | Percent of State total |
| Kentucky —Con. | | | | | Kentucky —Con. | | | | |
| Hodgenville | 61 | 7 103 | 22 509 126 | 71.3 | Fort Thomas | (X) | (D) | (X) | (X) |
| Princeton | 62 | 6 722 | 22 515 848 | 71.3 | Frankfort | (X) | (D) | (X) | (X) |
| Berea | 63 | 6 294 | 22 522 142 | 71.3 | Georgetown | (X) | (D) | (X) | (X) |
| Radcliff | 64 | 5 073 | 22 527 215 | 71.3 | Graymoor-Devondale | (X) | (D) | (X) | (X) |
| Stanford | 65 | 2 927 | 22 530 142 | 71.4 | Greenville | (X) | (D) | (X) | (X) |
| Dayton | 66 | 2 782 | 22 532 924 | 71.4 | Harrodsburg | (X) | (D) | (X) | (X) |
| Elsmere | 67 | 2 272 | 22 535 196 | 71.4 | Highland Heights | (X) | (D) | (X) | (X) |
| Flatwoods | 68 | 1 966 | 22 537 162 | 71.4 | Hillview | (X) | (D) | (X) | (X) |
| Grayson | 69 | 1 745 | 22 538 907 | 71.4 | Hopkinsville | (X) | (D) | (X) | (X) |
| Russell | 70 | 1 628 | 22 540 535 | 71.4 | Independence | (X) | (D) | (X) | (X) |
| Lakeside Park | (X) | — | 22 540 535 | 71.4 | Jenkins | (X) | (D) | (X) | (X) |
| Douglass Hills | (X) | — | 22 540 535 | 71.4 | Lancaster | (X) | (D) | (X) | (X) |
| Beaver Dam | (X) | (D) | (X) | (X) | Lebanon | (X) | (D) | (X) | (X) |
| Bellevue | (X) | (D) | (X) | (X) | Leitchfield | (X) | (D) | (X) | (X) |
| Calvert City | (X) | (D) | (X) | (X) | Marion | (X) | (D) | (X) | (X) |
| Campbellsville | (X) | (D) | (X) | (X) | Maysville | (X) | (D) | (X) | (X) |
| Carrollton | (X) | (D) | (X) | (X) | Monticello | (X) | (D) | (X) | (X) |
| Cold Spring | (X) | (D) | (X) | (X) | Morganfield | (X) | (D) | (X) | (X) |
| Columbia | (X) | (D) | (X) | (X) | Mount Washington | (X) | (D) | (X) | (X) |
| Crestview Hills | (X) | (D) | (X) | (X) | Oak Grove | (X) | (D) | (X) | (X) |
| Cumberland | (X) | (D) | (X) | (X) | Park Hills | (X) | (D) | (X) | (X) |
| Cynthiana | (X) | (D) | (X) | (X) | Prospect | (X) | (D) | (X) | (X) |
| Danville | (X) | (D) | (X) | (X) | Providence | (X) | (D) | (X) | (X) |
| Dawson Springs | (X) | (D) | (X) | (X) | Southgate | (X) | (D) | (X) | (X) |
| Edgewood | (X) | (D) | (X) | (X) | Springfield | (X) | (D) | (X) | (X) |
| | | | | | Stanton | (X) | (D) | (X) | (X) |
| | | | | | Taylor Mill | (X) | (D) | (X) | (X) |
| | | | | | Tompkinsville | (X) | (D) | (X) | (X) |
| | | | | | Versailles | (X) | (D) | (X) | (X) |
| | | | | | Villa Hills | (X) | (D) | (X) | (X) |
| | | | | | Vine Grove | (X) | (D) | (X) | (X) |
| | | | | | Williamstown | (X) | (D) | (X) | (X) |
| | | | | | Wilmore | (X) | (D) | (X) | (X) |

¹Places with suppressed sales (if applicable) are listed at end of table rather than by rank to avoid disclosing data for individual companies.

Table 10. Counties Ranked by Volume of Sales: 1992

[For meaning of abbreviations and symbols, see introductory text. For explanation of terms and comparability of 1987 and 1992 censuses, see appendix A. For information on geographic areas followed by ▲, see appendix F]

| Geographic area | Rank ¹ | Sales (\$1,000) | Cumulative | | Geographic area | Rank ¹ | Sales (\$1,000) | Cumulative | |
|------------------|-------------------|-----------------|-----------------|------------------------|-----------------------|-------------------|-----------------|-----------------|------------------------|
| | | | Sales (\$1,000) | Percent of State total | | | | Sales (\$1,000) | Percent of State total |
| Kentucky | | | | | Kentucky —Con. | | | | |
| Jefferson | 1 | 13 086 064 | 13 086 064 | 41.4 | Whitley | 31 | 121 410 | 28 447 878 | 90.1 |
| Fayette | 2 | 3 190 967 | 16 277 031 | 51.6 | Shelby | 32 | 121 289 | 28 569 167 | 90.5 |
| Warren | 3 | 2 219 424 | 18 496 455 | 58.6 | Simpson | 33 | 120 890 | 28 690 057 | 90.9 |
| Kenton | 4 | 1 367 747 | 19 864 202 | 62.9 | Grayson | 34 | 110 482 | 28 800 539 | 91.2 |
| McCracken | 5 | 1 204 982 | 21 069 184 | 66.7 | Clark | 35 | 106 032 | 28 906 571 | 91.6 |
| Daviess | 6 | 936 870 | 22 006 054 | 69.7 | Boyle | 36 | 101 981 | 29 008 552 | 91.9 |
| Campbell | 7 | 810 192 | 22 816 246 | 72.3 | Barren | 37 | 100 080 | 29 108 632 | 92.2 |
| Boone | 8 | 450 224 | 23 266 470 | 73.7 | Johnson | 38 | 99 273 | 29 207 905 | 92.5 |
| Laurel | 9 | 412 881 | 23 679 351 | 75.0 | Harlan | 39 | 94 757 | 29 302 662 | 92.8 |
| Christian | 10 | 412 713 | 24 092 064 | 76.3 | Nelson | 40 | 91 802 | 29 394 464 | 93.1 |
| Boyd | 11 | 377 942 | 24 470 006 | 77.5 | Letcher | 41 | 86 791 | 29 481 255 | 93.4 |
| Muhlenberg | 12 | 348 896 | 24 818 902 | 78.6 | Henry | 42 | 82 699 | 29 563 954 | 93.6 |
| Henderson | 13 | 333 681 | 25 152 583 | 79.7 | Monroe | 43 | 78 358 | 29 642 312 | 93.9 |
| Pulaski | 14 | 293 114 | 25 445 697 | 80.6 | Marshall | 44 | 78 137 | 29 720 449 | 94.1 |
| Pike | 15 | 271 725 | 25 717 422 | 81.4 | Oldham | 45 | 73 593 | 29 794 042 | 94.4 |
| Mason | 16 | 259 245 | 25 976 667 | 82.3 | Washington | 46 | 72 151 | 29 866 193 | 94.6 |
| Floyd | 17 | 240 067 | 26 216 734 | 83.0 | Fulton | 47 | 66 046 | 29 932 239 | 94.8 |
| Hopkins | 18 | 235 468 | 26 452 202 | 83.8 | Todd | 48 | 65 705 | 29 997 944 | 95.0 |
| Calloway | 19 | 232 246 | 26 684 448 | 84.5 | Hart | 49 | 62 240 | 30 060 184 | 95.2 |
| Scott | 20 | 223 062 | 26 907 510 | 85.2 | Logan | 50 | 60 470 | 30 120 654 | 95.4 |
| Perry | 21 | 185 440 | 27 092 950 | 85.8 | Bullitt | 51 | 60 167 | 30 180 821 | 95.6 |
| Jessamine | 22 | 159 331 | 27 252 281 | 86.3 | Rowan | 52 | 60 113 | 30 240 934 | 95.8 |
| Montgomery | 23 | 151 779 | 27 404 060 | 86.8 | Lawrence | 53 | 54 611 | 30 295 545 | 95.9 |
| Hardin | 24 | 145 897 | 27 549 957 | 87.3 | Union | 54 | 47 021 | 30 342 566 | 96.1 |
| Graves | 25 | 137 804 | 27 687 761 | 87.7 | Knox | 55 | 44 737 | 30 387 303 | 96.2 |
| Carroll | 26 | 133 041 | 27 820 802 | 88.1 | Lee | 56 | 41 813 | 30 429 116 | 96.4 |
| Woodford | 27 | 131 340 | 27 952 142 | 88.5 | Marion | 57 | 38 354 | 30 467 470 | 96.5 |
| Madison | 28 | 127 538 | 28 079 680 | 88.9 | Russell | 58 | 38 003 | 30 505 473 | 96.6 |
| Franklin | 29 | 123 435 | 28 203 115 | 89.3 | Taylor | 59 | 36 609 | 30 542 082 | 96.7 |
| Bourbon | 30 | 123 353 | 28 326 468 | 89.7 | Mercer | 60 | 35 488 | 30 577 570 | 96.8 |

See footnotes at end of table.

Table 10. **Counties Ranked by Volume of Sales: 1992** –Con.

[For meaning of abbreviations and symbols, see introductory text. For explanation of terms and comparability of 1987 and 1992 censuses, see appendix A. For information on geographic areas followed by ▲, see appendix F]

| Geographic area | Rank ¹ | Sales (\$1,000) | Cumulative | | Geographic area | Rank ¹ | Sales (\$1,000) | Cumulative | |
|-----------------------|-------------------|-----------------|-----------------|------------------------|-----------------------|-------------------|-----------------|-----------------|------------------------|
| | | | Sales (\$1,000) | Percent of State total | | | | Sales (\$1,000) | Percent of State total |
| Kentucky –Con. | | | | | Kentucky –Con. | | | | |
| Ohio | 61 | 35 343 | 30 612 913 | 97.0 | Greenup | 91 | 10 374 | 31 205 810 | 98.8 |
| Estill | 62 | 34 120 | 30 647 033 | 97.1 | Larue | 92 | 10 360 | 31 216 170 | 98.9 |
| Adair | 63 | 33 975 | 30 681 008 | 97.2 | Green | 93 | 9 849 | 31 226 019 | 98.9 |
| Morgan | 64 | 32 043 | 30 713 051 | 97.3 | Bath | 94 | 7 388 | 31 233 407 | 98.9 |
| McLean | 65 | 30 861 | 30 743 912 | 97.4 | Owen | 95 | 7 171 | 31 240 578 | 98.9 |
| Ballard | 66 | 30 632 | 30 774 544 | 97.5 | Powell | 96 | 7 044 | 31 247 622 | 99.0 |
| Breathitt | 67 | 29 475 | 30 804 019 | 97.6 | Spencer | 97 | 6 294 | 31 253 916 | 99.0 |
| Breckinridge | 68 | 26 044 | 30 830 063 | 97.6 | Livingston | 98 | 6 214 | 31 260 130 | 99.0 |
| Hickman | 69 | 25 541 | 30 855 604 | 97.7 | Carter | 99 | 6 147 | 31 266 277 | 99.0 |
| Harrison | 70 | 23 687 | 30 879 291 | 97.8 | Wolfe | 100 | 5 906 | 31 272 183 | 99.0 |
| Clinton | 71 | 23 259 | 30 902 550 | 97.9 | Lewis | 101 | 5 576 | 31 277 759 | 99.1 |
| Meade | 72 | 22 597 | 30 925 147 | 97.9 | Magoffin | 102 | 5 153 | 31 282 912 | 99.1 |
| Crittenden | 73 | 20 469 | 30 945 616 | 98.0 | Hancock | 103 | 3 840 | 31 286 752 | 99.1 |
| Lyon | 74 | 20 222 | 30 965 838 | 98.1 | Cumberland | 104 | 3 553 | 31 290 305 | 99.1 |
| Wayne | 75 | 19 265 | 30 985 103 | 98.1 | Edmonson | 105 | 3 381 | 31 293 686 | 99.1 |
| Clay | 76 | 18 504 | 31 003 607 | 98.2 | Owsley | 106 | 1 706 | 31 295 392 | 99.1 |
| Allen | 77 | 18 330 | 31 021 937 | 98.2 | Knott | 107 | 1 097 | 31 296 489 | 99.1 |
| Rockcastle | 78 | 17 249 | 31 039 186 | 98.3 | Robertson | (X) | - | 31 296 489 | 99.1 |
| Martin | 79 | 16 611 | 31 055 797 | 98.4 | Elliott | (X) | - | 31 296 489 | 99.1 |
| Anderson | 80 | 16 453 | 31 072 250 | 98.4 | Bell | (X) | (D) | (X) | (X) |
| Carlisle | 81 | 14 964 | 31 087 214 | 98.5 | Fleming | (X) | (D) | (X) | (X) |
| Lincoln | 82 | 14 342 | 31 101 556 | 98.5 | Gallatin | (X) | (D) | (X) | (X) |
| Bracken | 83 | 13 907 | 31 115 463 | 98.5 | Grant | (X) | (D) | (X) | (X) |
| Garrard | 84 | 12 954 | 31 128 417 | 98.6 | Leslie | (X) | (D) | (X) | (X) |
| Casey | 85 | 12 195 | 31 140 612 | 98.6 | McCreary | (X) | (D) | (X) | (X) |
| Butler | 86 | 11 970 | 31 152 582 | 98.7 | Menifee | (X) | (D) | (X) | (X) |
| Caldwell | 87 | 10 916 | 31 163 498 | 98.7 | Nicholas | (X) | (D) | (X) | (X) |
| Jackson | 88 | 10 858 | 31 174 356 | 98.7 | Pendleton | (X) | (D) | (X) | (X) |
| Metcalfe | 89 | 10 599 | 31 184 955 | 98.8 | Trimble | (X) | (D) | (X) | (X) |
| Trigg | 90 | 10 481 | 31 195 436 | 98.8 | Webster | (X) | (D) | (X) | (X) |

¹Counties with suppressed sales (if applicable) are listed at end of table rather than by rank to avoid disclosing data for individual companies.

Appendix A.

General Explanation

CENSUS COVERAGE AND METHODOLOGY

Structure and method of enumeration. All wholesale firms that had at least one quarter of payroll in 1992 were included in the census of wholesale trade and were mailed either a regular census form or a short form designed to collect basic data and classification information only. The coverage and the method of obtaining census information from each follow:

1. Large companies, i.e., all multiunit firms and all single unit firms above the payroll size cutoff established to separate large from small employers, and a 10-percent sample of the small employers were mailed the appropriate 1992 Census of Distributive Trades establishment report forms. Although the payroll cutoff varied by kind of business, small employers generally included firms with one to three employees and represented about 10 percent of total wholesale sales. For the large companies, a report of company organization is conducted periodically to identify firms which operated establishments at more than one location and to obtain information on payroll and mid-March employment at each location. The 1991 Report of Company Organization was used as a coverage check in the census. In the 1992 Census, all multiestablishment firms were asked to notify the Census Bureau of any establishments for which a form was not received. Report forms were subsequently provided to the firms for these establishments.
2. Small companies other than those included in the 10-percent sample described above were mailed the short forms, which did not include questions on sales by commodity lines and employment by principal activity.

Method of classifying kinds of business. Establishments receiving the regular census forms were classified on the basis of their answers to questions on sales by commodity lines and other inquiries. Those that received short forms were classified on the basis of their self-designation and answers to other inquiries.

COMPARABILITY OF THE 1987 AND 1992 CENSUSES

The 1987 and 1992 censuses were conducted under similar conditions and procedures except for the following:

Classifications. In both 1992 and 1987, classifications are based on the *1987 Standard Industrial Classification (SIC) Manual*.¹ As a result of a later clarification in 1992, the sale of industrial controls has been classified in electrical apparatus and equipment, wiring supplies, and construction materials (SIC 5063) as it was in 1982 and all previous censuses. In 1987, the sale of industrial controls was classified in industrial machinery and equipment (SIC 5084).

Geographic areas. The boundaries of a number of areas for which data are shown in the 1992 census are not the same as in the 1987 census because of annexations; other boundary changes; and redefinitions of metropolitan statistical areas (MSA's), primary metropolitan statistical areas (PMSA's), and consolidated metropolitan statistical areas (CMSA's).² In addition, data for consolidated cities are included in the 1992 census.

Data for special economic urban areas (SEUA's) with 10,000 inhabitants or more in Michigan, Minnesota, New York, and Wisconsin qualified for publication in the 1992 census. This included townships in Michigan and Minnesota and towns in New York and Wisconsin. However, Minnesota did not have any townships that met the publication criteria.

EXPLANATION OF TERMS

Establishments. An establishment is a single physical location at which business is conducted. It is not necessarily identical with a company or enterprise, which may consist of one establishment or more. Census of wholesale trade figures represent a summary of reports for individual establishments rather than companies. For cases where a census report was received, separate information was obtained for each location where business was conducted. When administrative records of other Federal agencies were used instead of a census report, no information was available on the number of locations operated. Estimates of this number were derived from a sample and are provided in the wholesale trade report, *Miscellaneous*

¹*Standard Industrial Classification Manual: 1987.* For sale by Superintendent of Documents, U.S. Government Printing Office, Washington, DC 20402. Stock No. 041-001-00314-2.

²Newly defined metropolitan areas (MA's) were announced by the Office of Management and Budget (OMB) effective June 30, 1993.

Subjects (WC92-S-4). Each wholesale establishment was tabulated according to the physical location at which the business was conducted. The count of establishments represents the number in business at any time during 1992. Appendix G provides a comparison of the number of establishments active any time during the year versus the number in business at the end of the year.

When two activities or more were carried on at a single location under a single ownership, all activities generally were grouped together as a single establishment. The entire establishment was classified on the basis of its major activity and all data for it were included in that classification. However, when distinct and separate economic activities (for which different industry classification codes were appropriate) were conducted at a single location under a single ownership, and when conditions prescribed by the SIC manual for recognizing the existence of more than one establishment were met, separate establishment reports for each of the different activities were obtained in the census.

Firms. A firm is a business organization or entity consisting of one domestic establishment (location) or more under common ownership or control. All establishments of subsidiary firms are included as part of the owning or controlling firm. For the economic census, the terms "firm" and "company" are synonymous.

Sales. Sales include merchandise sold for cash or credit at wholesale and retail by establishments primarily engaged in wholesale trade; receipts from rental or leasing of vehicles, equipment, instruments, tools, etc.; receipts for delivery, installation, maintenance, repair, alteration, storage, and other services; and gasoline, liquor, tobacco, and other excise taxes which are paid by the manufacturer and passed on to the wholesaler.

Sales are net after deductions for refunds and allowances for merchandise returned by customers. Trade-in allowances are not deducted from total sales. Total sales do not include carrying or other credit charges; sales (or other) taxes collected from customers and forwarded to taxing authorities; and nonoperating income from such sources as investments, rental or sale of real estate, etc.

Sales in this report do not include wholesale sales made by manufacturers, retailers, service establishments, or other businesses whose primary activity is other than wholesale trade. They do include receipts other than from the sale of merchandise at wholesale, e.g., service receipts, retail sales, etc., by establishments primarily engaged in wholesale trade.

Sales figures include sales of all establishments in business at any time during the year. Sales shown for agents and brokers represented the value of the goods involved in the transactions rather than the commissions received or earnings.

Annual payroll. Payroll includes all forms of compensation such as salaries, wages, commissions, bonuses, vacation allowances, sick-leave pay, employee contributions to

qualified pension plans, and the value of payments in kind (e.g., free meals and lodgings) paid during the year to all employees. For corporations, payroll includes amounts paid to officers and executives; for unincorporated businesses, it does not include profit or other compensation of proprietors or partners. Payroll is reported before deductions for social security, income tax, insurance, union dues, etc. This definition of payroll is the same as that used on Internal Revenue Service (IRS) form 941.

First quarter payroll. This item consists of payroll, as defined above, paid to persons employed at any time during the quarter January to March 1992.

Paid employees for pay period including March 12. Paid employees consist of the full- and part-time employees, including salaried officers and executives of corporations, who were on the payroll during the pay period including March 12. Included are employees on paid sick leave, paid holidays, and paid vacations; not included are proprietors and partners of unincorporated businesses. The definition of paid employees is the same as that used on IRS form 941.

1992 and 1991 inventories. Inventories consist of stocks of merchandise for sale at the end of 1992 and 1991. They were reported on an ownership basis; all merchandise owned by reporting establishments is included, even though some may be held by others for sale on consignment. Goods held by the reporting establishment, but owned by others, are not included. Data for 1992 and 1991 inventories LIFO composition are published in the 1992 Census of Wholesale Trade report, *Miscellaneous Subjects (WC92-S-4)*.

Operating expenses. Operating expenses include payroll as well as overhead expenses of the establishment. They do not include the cost of goods sold; income or excise taxes; or withdrawals by proprietors or partners of unincorporated businesses.

Auxiliary establishments. Each company included in this census was asked to identify and separately report auxiliary locations whose primary functions were to manage, administer, service, or support the activities of the other establishments of the company. Data presented in this report do not include auxiliary establishments. Data for auxiliaries are presented in a subsequent report issued as part of the 1992 Enterprise Statistics reports.

KIND-OF-BUSINESS CLASSIFICATIONS

Wholesale trade, major groups 50 and 51 in the 1987 SIC manual, includes establishments primarily engaged in selling merchandise to retailers; to industrial, commercial, institutional, farm, or professional business users; or to other wholesalers; or acting as agents or brokers in buying merchandise for or selling merchandise to such persons or companies.

The principal types of establishments included are:

1. Merchant wholesalers who take title to the goods they sell, such as wholesale merchants or jobbers, industrial distributors, voluntary group wholesalers, drop shippers, retailer cooperative warehouses, terminal elevators, and cooperative buying associations.
2. Manufacturers' sales branches and offices (but not retail stores) maintained by manufacturing or mining enterprises apart from their plants or mines for the purpose of marketing their products. Sales branches and offices located at plants are included when separate records are available.
3. Agents, brokers, and commission merchants who buy or sell products owned by others on a commission or agency basis.

Establishments primarily engaged in the wholesale distribution of used products are classified on the basis of the product sold. Establishments primarily engaged in selling merchandise to contractors are included in wholesale trade, with the exception of lumber yards and paint, glass, and wallpaper stores. These exceptions are classified in retail trade if they consider themselves retail, sell to the general public, and their sales to contractors and the general public is more than half their total sales.

Establishments covered by the census were assigned kind-of-business classifications according to the industry classifications defined in the 1987 SIC manual. When a more detailed classification than defined in the SIC manual was needed, additional kinds-of-business were identified within an SIC industry.

Kind-of-business classifications are not interchangeable with commodity classifications, because most businesses sell several kinds of commodities. The kind-of-business code assigned generally reflects either the individual commodity or the commodity group which is the primary source of the establishment's receipts, or some mixture of commodities which characterizes the establishment's business. Thus, the classification of establishments by kind of business does not make it possible to determine either the number of establishments handling a particular commodity or the sales of that commodity. For example, the groceries and related products classification excludes establishments selling food if the sale of food is not the primary source of receipts; moreover, even though establishments are classified as groceries and related products, some of their receipts may be derived from the sale of nonfood products. Information on the extent to which commodities are handled by different kinds of business is available in the 1992 Census of Wholesale Trade report, *Commodity Line Sales* (WC92-S-3). Descriptions of the 1992 Census of Wholesale Trade kind-of-business classifications follow:

Durable Goods (SIC Major Group 50)

This major group includes establishments primarily engaged in the wholesale distribution of durable goods.

Motor vehicles and motor vehicle parts and supplies (SIC 501)

Automobiles and other motor vehicles (SIC 5012). Establishments primarily engaged in the wholesale distribution of new and used passenger automobiles, trucks, trailers, and other motor vehicles, including motorcycles, motor homes, and snowmobiles. Automobile distributors primarily engaged in selling at retail to individual customers for personal use, and also selling a limited amount of new and used passenger automobiles and trucks at wholesale, are classified in Retail Trade, Industry 5511.

SIC 5012 is subdivided in some tables into—

1. Automobile, light trucks, motorcycles, busses and recreational vehicles.
 - a. Automobiles and motorcycles.
 - b. Buses and recreational vehicles.
 - c. Light trucks and vans (14,000 lb or less).
2. Medium and heavy trucks and tractors (over 14,000 lb).
 - a. Medium trucks (14,001 to 26,000 lb).
 - b. Heavy trucks and tractors (over 26,000 lb).

Motor vehicle supplies and new parts (SIC 5013). Establishments primarily engaged in the wholesale distribution of motor vehicle supplies, accessories, tools, and equipment; and new motor vehicle parts.

SIC 5013 is subdivided in some tables into—

1. Motor vehicle supplies and new parts—warehouse distributors.
2. Motor vehicle supplies and new parts—jobbers.
3. Petroleum products marketing equipment.

Tires and tubes (SIC 5014). Establishments primarily engaged in the wholesale distribution of tires and tubes for passenger and commercial vehicles.

Motor vehicle parts, used (SIC 5015). Establishments primarily engaged in the wholesale distribution at wholesale or retail of used motor vehicle parts. This industry includes establishments primarily engaged in dismantling motor vehicles for the purpose of selling parts. Establishments primarily engaged in dismantling motor vehicles for scrap are classified in Industry 5093.

Furniture and homefurnishings (SIC 502)

Furniture (SIC 5021). Establishments primarily engaged in the wholesale distribution of furniture, including bedsprings, mattresses, and other household furniture; office furniture;

and furniture for public parks and buildings. Establishments primarily engaged in the wholesale distribution of partitions, shelving, lockers, and store fixtures are classified in Industry 5046.

SIC 5021 is subdivided in some tables into—

1. Household and lawn furniture.
2. Office and business furniture.

Homefurnishings (SIC 5023). Establishments primarily engaged in the wholesale distribution of homefurnishings and housewares, including antiques; china; glassware and earthenware; lamps (including electric), curtains and draperies; linens and towels; and carpets, linoleum, and all other types of hard and soft surface floor coverings. Establishments primarily engaged in the wholesale distribution of other electrical household goods are classified in Industry 5064, and those distributing precious metal flatware are classified in Industry 5094.

SIC 5023 is subdivided in some tables into—

1. Household china, glassware, and crockery.
2. Linens, domestics, draperies, and curtains.
3. Floor coverings.
4. Other homefurnishings.

Lumber and other construction materials (SIC 503)

Lumber, plywood, millwork and wood panels (SIC 5031). Establishments, with or without yards, primarily engaged in the wholesale distribution of rough, dressed, and finished lumber (but not timber); plywood; reconstituted wood fiber products; doors and windows and their frames (all materials); wood fencing; and other wood or metal millwork.

SIC 5031 is subdivided in some tables into—

1. Lumber—without yard.
2. Lumber—with yard.
3. Plywood, millwork, and wood panels

Brick, stone, and related construction materials (SIC 5032). Establishments primarily engaged in the wholesale distribution of stone, cement, lime construction sand, and gravel; brick (except refractory); asphalt and concrete mixtures; and concrete, stone, and structural clay products (other than refractories). Distributors of industrial sand and of refractory materials are classified in Industry 5085. Establishments primarily engaged in producing ready-mixed concrete are classified in Manufacturing, Industry 3273.

SIC 5032 is subdivided in some tables into—

1. Brick, block, tile, clay/cement sewer pipe.
2. Sand, gravel, and stone.
3. Cement, lime, and related products.

Roofing, siding, and insulation materials (SIC 5033). Establishments primarily engaged in the wholesale distribution of roofing, siding (except wood), and insulation materials.

Construction materials, n.e.c. (SIC 5039). Establishments primarily engaged in the wholesale distribution of mobile homes and of construction materials, not elsewhere classified, including prefabricated buildings and glass. Establishments selling construction materials to the general public and known as retail in the trade are classified in Retail Trade, Industry 5211. Establishments primarily engaged in marketing heavy structural metal products are classified in Industry 5051.

SIC 5039 is subdivided in some tables into—

1. Flat glass and other construction glass.
2. Other construction materials.

Professional and commercial equipment and supplies (SIC 504)

Photographic equipment and supplies (SIC 5043). Establishments primarily engaged in the wholesale distribution of photographic equipment and supplies. Establishments primarily engaged in the wholesale distribution of photocopy, microfilm, and similar equipment are classified in Industry 5044.

Office equipment (SIC 5044). Establishments primarily engaged in the wholesale distribution of office machines and related equipment, including photocopy and microfilm equipment, and safes and vaults. These establishments frequently also sell office supplies. However, establishments primarily engaged in wholesaling most office supplies are classified in Industry Group 511. Establishments primarily engaged in wholesaling office furniture are classified in Industry 5021; and those wholesaling computers and peripheral equipment are classified in Industry 5045.

Computers and computer peripheral equipment and software (SIC 5045). Establishments primarily engaged in the wholesale distribution of computers, computer peripheral equipment, and computer software. These establishments frequently may sell related supplies, but establishments primarily engaged in wholesaling supplies are classified according to the individual product (for example, computer paper in Industry 5112). Establishments primarily engaged in the wholesale distribution of modems and other electronic communications equipment are classified in Industry 5065. Establishments primarily engaged in selling computers and computer peripheral equipment and software for other than business or professional use are classified in Retail Trade, Industry 5734.

SIC 5045 is subdivided in some tables into—

1. Computers and peripheral equipment (selling primarily to business customers).

- a. Computers and peripheral equipment sold for resale.
 - b. Computers and peripheral equipment sold for end use.
2. Computer software (prepackaged, off-the-shelf).

Commercial equipment, n.e.c. (SIC 5046). Establishments primarily engaged in the wholesale distribution of commercial and related machines and equipment, not elsewhere classified, such as commercial cooking and food service equipment; partitions, shelving, lockers, and store fixtures; electrical signs; and balances and scales, except laboratory.

SIC 5046 is subdivided in some tables into—

1. Restaurant and hotel equipment and supplies.
2. Store machines and equipment.

Medical, dental, and hospital equipment and supplies (SIC 5047). Establishments primarily engaged in the wholesale distribution of surgical and other medical instruments, apparatus, and equipment; dentist equipment; artificial limbs; operating room and hospital equipment; X-ray machines; and other electromedical equipment and apparatus used by physicians and in hospitals. Also included in this industry are establishments primarily engaged in the wholesale distribution of professional supplies used by medical and dental practitioners.

SIC 5047 is subdivided in some tables into—

1. Medical and hospital equipment.
2. Dental equipment and supplies.

Ophthalmic Goods (SIC 5048). Establishments primarily engaged in the wholesale distribution of professional equipment and goods used, prescribed, or sold by ophthalmologists, optometrists, and opticians, including ophthalmic frames, lenses, and sunglass lenses.

Professional equipment and supplies, n.e.c. (SIC 5049). Establishments primarily engaged in the wholesale distribution of professional equipment and supplies, not elsewhere classified, such as drafting instruments, laboratory equipment, and scientific instruments.

SIC 5049 is subdivided in some tables into—

1. Religious and school supplies.
2. Other professional equipment and supplies, n.e.c. Establishments primarily engaged in selling specialty lines of professional equipment and supplies not mentioned above, such as veterinarian equipment and supplies, drafting supplies, and scientific equipment.

Metals and minerals, except petroleum (SIC 505)

Metals service centers and offices (SIC 5051). Establishments primarily engaged in marketing semifinished metal products, except precious metals. Establishments in

this industry may operate with warehouses (metals service centers) or without warehouses (metals sales offices). Establishments primarily engaged in marketing precious metals are classified in Industry 5092.

SIC 5051 is subdivided in some tables into—

1. Ferrous metals service centers and offices.
 - a. Ferrous metals service centers.
 - b. Ferrous metals sales offices.
2. Nonferrous metals service centers and offices.
 - a. Nonferrous metals service centers.
 - b. Nonferrous metals sales offices.

Coal and other minerals and ores (SIC 5052). Establishments primarily engaged in the wholesale distribution of coal and coke; copper, iron, lead, and other metallic ores, including precious metal ores; and crude nonmetallic minerals (including concentrates), except crude petroleum. Establishments primarily engaged in the wholesale distribution of nonmetallic minerals used in construction, such as sand and gravel, are classified in Industry 5032. Establishments primarily engaged in the wholesale distribution of crude petroleum are classified in Industry Group 517.

SIC 5052 is subdivided in some tables into—

1. Coal.
2. Other minerals and ores.

Electrical goods (SIC 506)

This industry group includes establishments primarily engaged in the wholesale distribution of electrical generating, distributing, and wiring equipment. It also includes household appliances, whether electrically, manually, or mechanically powered. This industry group does not include electrical commercial and industrial machines, in which electricity does the work directly, e.g., heating, turning a shaft, or ionizing a substance, or electrically powered commercial and industrial machines which are classified in Industry Group 504 or 508.

Electrical apparatus and equipment, wiring supplies, and construction materials (SIC 5063). Establishments primarily engaged in the wholesale distribution of electrical power equipment for the generation, transmission, distribution, or control of electric energy; electrical construction materials for outside power transmission lines and for electrical systems and electric light fixtures and bulbs. Construction contractors primarily engaged in installing electrical systems and equipment from their own stock are classified in Construction, Industry 1731.

Electrical appliances, television and radio sets (SIC 5064). Establishments primarily engaged in the wholesale distribution of radio and television receiving sets, other household electronic sound or video equipment, self-contained air-conditioning room units, and household

electrical appliances. Also included are establishments primarily engaged in the wholesale distribution of household gas and electric laundry equipment and refrigerators and freezers.

Electronic parts and equipment, n.e.c. (SIC 5065).

Establishments primarily engaged in the wholesale distribution of electronic parts and electronic communications equipment, not elsewhere classified, such as telephone and telegraph equipment; radio and television broadcasting and communications equipment; and intercommunications equipment. Establishments primarily engaged in the wholesale distribution of radio and television receiving sets, phonographs, CD-players, and other household sound or video equipment are classified in Industry 5064.

SIC 5065 is subdivided in some tables into—

1. Communications equipment.
2. Other electronic parts and equipment.

Hardware, and plumbing and heating equipment and supplies (SIC 507)

Hardware (SIC 5072). Establishments primarily engaged in the wholesale distribution of cutlery and general hardware, including hand saws; saw blades; brads, staples, and tacks; and bolts, nuts, rivets, and screws. Establishments primarily engaged in the wholesale distribution of nails, noninsulated wire, and screening are classified in Industry 5051.

Plumbing and heating equipment and supplies (hydronics) (SIC 5074). Establishments primarily engaged in the wholesale distribution of hydronic plumbing and heating equipment and supplies. Construction contractors primarily engaged in installing plumbing and heating equipment from their own stock are classified in Construction, Industry 1711.

Warm air heating and air-conditioning equipment and supplies (SIC 5075). Establishments primarily engaged in the wholesale distribution of warm air heating and air-conditioning equipment and supplies. Construction contractors primarily engaged in installing warm air heating and air-conditioning equipment are classified in Construction, Industry 1711.

Refrigeration equipment and supplies (SIC 5078). Establishments primarily engaged in the wholesale distribution of refrigeration equipment and supplies. Construction contractors primarily engaged in installation of refrigeration equipment from their own stock are classified in Construction, Industry 1711.

Machinery, equipment, and supplies (SIC 508)

Construction and mining (except petroleum) machinery and equipment (SIC 5082). Establishments primarily engaged in the wholesale distribution of construction or mining cranes, excavating machinery and equipment, power

shovels, road construction and maintenance machinery, tractor-mounting equipment, and other specialized machinery and equipment used in the construction, mining, and logging industries. Establishments engaged in marketing oil well machinery and equipment are classified in Industry 5084.

Farm and garden machinery and equipment (SIC 5083).

Establishments primarily engaged in the wholesale distribution of agricultural machinery and equipment for use in preparation and maintenance of the soil, the planting and harvesting of crops, and other operations and processes pertaining to work on the farm, lawn, or garden; and dairy and other livestock equipment.

SIC 5083 is subdivided in some tables into—

1. Farm machinery and equipment—farm dealers.
2. Farm machinery and equipment—wholesale distributors.
3. Lawn and garden machinery and equipment.

Industrial machinery and equipment (SIC 5084). Establishments primarily engaged in the wholesale distribution of industrial machinery and equipment, not elsewhere classified.

SIC 5084 is subdivided in some tables into—

1. Food-processing machinery and equipment.
2. General-purpose industrial machinery, equipment, and parts.
3. Metalworking machinery and equipment.
4. Materials handling equipment.
5. Oil well, oil refinery, and pipeline machinery, equipment, and supplies.
6. Other industrial machinery and equipment. Establishments primarily engaged in selling special purpose industrial machinery not elsewhere classified, including printing machinery, paper and paper products machinery, smelting and metal refining machinery and equipment, cigar and cigarette machinery, and similar special industry machinery.

Industrial supplies (SIC 5085). Establishments primarily engaged in the wholesale distribution of industrial supplies, not elsewhere classified.

SIC 5085 is subdivided in some tables into—

1. General-line industrial supplies.
2. Mechanical power transmission equipment.
3. Hydraulic and pneumatic (fluid-power) parts, accessories, and supplies.
4. Welding supplies.
5. Industrial containers and supplies.
6. Industrial valves and fittings, except fluid-power.

7. Other industrial supplies—Establishments primarily engaged in selling a specialty line of industrial materials and supplies not elsewhere classified, such as abrasives, mechanical rubber goods, ropes, cordage, and industrial diamonds.

Service establishment equipment and supplies (SIC 5087). Establishments primarily engaged in the wholesale distribution of equipment and supplies for barber shops, beauty parlors, power laundries, dry-cleaning plants, upholsterers, undertakers, and related personal service establishments.

SIC 5087 is subdivided in some tables into—

1. Beauty and barber equipment and supplies.
2. Custodial (janitors') equipment and supplies.
3. Laundry and dry-cleaning equipment and supplies.
4. Other service establishment equipment and supplies—Establishments primarily engaged in selling a specialty line of service establishment supplies, such as upholsterers' equipment and supplies, seamstresses' supplies, tailors' supplies, undertakers' supplies, municipality equipment and supplies, and shoe repair supplies.

Transportation equipment and supplies, except motor vehicles (SIC 5088). Establishments primarily engaged in the wholesale distribution of transportation equipment and supplies. Establishments primarily engaged in the wholesale distribution of motor vehicles and motor vehicle parts are classified in Industry Group 501, and those distributing pleasure boats are classified in Industry 5091.

SIC 5088 is subdivided in some tables into—

1. Aircraft and aeronautical equipment and supplies.
2. Marine machinery, equipment, and supplies.
3. Other transportation equipment and supplies—Establishments primarily engaged in selling equipment and supplies used in the operation, maintenance, and repair of railroads, streetcars, buses, tramways, aerial hoists, and horsedrawn vehicles.

Miscellaneous durable goods (SIC 509)

Sporting and recreational goods and supplies (SIC 5091). Establishments primarily engaged in the wholesale distribution of sporting goods and accessories; billiard and pool supplies; sporting firearms and ammunition; and marine pleasure craft, equipment and supplies. Establishments primarily engaged in the wholesale distribution of motor vehicles and trailers are classified in Industry 5012; those distributing self-propelled golf carts are classified in Industry 5088; and those distributing athletic apparel and footwear are classified in Industry Group 513.

Toys and hobby goods and supplies (SIC 5092). Establishments primarily engaged in the wholesale distribution of games, toys, hobby goods and supplies, and related goods, such as fireworks and playing cards.

Scrap and waste materials (SIC 5093). Establishments primarily engaged in assembling, breaking up, sorting, and wholesale distribution of scrap and waste materials. This industry includes auto wreckers engaged in dismantling automobiles for scrap. However, those engaged in dismantling automobiles for the purpose of selling secondhand parts at retail are classified in Industry 5015.

SIC 5093 is subdivided in some tables into—

1. Iron and steel scrap processors and dealers.
 - a. Iron and steel scrap processors (using power processing equipment).
 - b. Iron and steel scrap dealers (not using power processing equipment).
2. Nonferrous recyclable materials.

Jewelry, watches, precious stones, and precious metals (SIC 5094). Establishments primarily engaged in the wholesale distribution of jewelry, precious stones and metals, costume jewelry, watches, clocks, silverware, and jewelers' findings. Establishments primarily engaged in the wholesale distribution of precious metal ores are classified in Industry 5052.

SIC 5094 is subdivided in some tables into—

1. Jewelry, watches, diamonds, precious stones, and silverware.
2. Precious metals (excluding ores).

Durable goods, n.e.c. (SIC 5099). Establishments primarily engaged in the wholesale distribution of durable goods, not elsewhere classified, such as musical instruments and forest products, except lumber.

SIC 5099 is subdivided in some tables into—

1. Musical instruments and supplies.
2. Forest products, except lumber.
3. General merchandise—durable.
4. Compact disks, prerecorded audio tapes, and phonograph records.
5. Fire extinguishers and fire safety equipment.
6. Other durable goods.

Nondurable Goods (SIC Major Group 51)

This major group includes establishments primarily engaged in the wholesale distribution of nondurable goods.

Paper and paper products (SIC 511)

Printing and writing paper (SIC 5111). Establishments primarily engaged in the wholesale distribution of printing and writing paper, including envelope paper; fine paper; and groundwood paper.

Stationery and office supplies (SIC 5112). Establishments primarily engaged in the wholesale distribution of stationery and office supplies, including computer and photocopy supplies, envelopes, typewriter paper, file cards and folders, pens, pencils, social stationery, and greeting cards.

Industrial and personal service paper (SIC 5113). Establishments primarily engaged in the wholesale distribution of wrapping and other coarse paper, paperboard, and converted paper and related disposable plastic products, such as bags, boxes, dishes, eating utensils, napkins, and shipping supplies.

Drugs, drug proprietaries, and druggists' sundries (SIC 512)

Drugs, drug proprietaries, and druggists' sundries (SIC 5122). Establishments primarily engaged in the wholesale distribution of prescription drugs, proprietary drugs, druggists' sundries, and toiletries. Establishments primarily engaged in the wholesale distribution of surgical, dental, and hospital equipment are classified in Industry 5047.

SIC 5122 is subdivided in some tables into—

1. General-line drugs—These are wholesalers who reported a substantial portion of their sales in "drugs and pharmaceuticals" and a combination of "proprietary (patent) medicines," "cosmetics," "perfumes," and "other toiletries and druggists' sundries."
2. Specialty-line drugs, pharmaceuticals, cosmetics, and toiletries. These are wholesale establishments engaged in selling limited lines among the above products.

Apparel, piece goods, and notions (SIC 513)

Piece goods, notions, and other dry goods (SIC 5131). Establishments primarily engaged in the wholesale distribution of piece goods or yard goods of natural or man-made fibers, notions (sewing and hair accessories, etc.), and other dry goods. Converters who buy fabric goods (except knit goods) in the grey, have them finished on contract, and sell at wholesale are included here. Converters of knit goods are classified in Manufacturing, Industry Group 225. This industry does not include establishments primarily engaged in the wholesale distribution of homefurnishings which are classified in Industry 5023.

SIC 5131 is subdivided in some tables into—

1. Piece goods.
 - a. Piece goods—jobbers.

b. Piece goods—converters.

2. Notions and other dry goods.

Men's and boys' clothing and furnishings (SIC 5136). Establishments primarily engaged in the wholesale distribution of men's and boys' apparel and furnishings, sportswear, hosiery, underwear, nightwear, and work clothing.

Women's, children's, and infants' clothing and accessories (SIC 5137). Establishments primarily engaged in the wholesale distribution of women's, children's, and infants' clothing and accessories, including hosiery, lingerie, millinery, and furs.

Footwear (SIC 5139). Establishments primarily engaged in the wholesale distribution of footwear (including athletic) made of leather, rubber, and other materials.

Groceries and related products (SIC 514)

Groceries, general-line (SIC 5141). Establishments primarily engaged in the wholesale distribution of a general line of groceries. Establishments primarily engaged in roasting coffee, blending tea, or grinding and packaging spices are classified in Manufacturing Major Group 20.

SIC 5141 is subdivided in some tables into—

1. Voluntary.
2. Retail cooperative.
3. Other general-line.

Packaged frozen foods (SIC 5142). Establishments primarily engaged in the wholesale distribution of packaged quick-frozen vegetables, juices, meats, fish, poultry, pastries, and other "deep freeze" products. Establishments primarily engaged in the wholesale distribution of frozen dairy products are classified in Industry 5143, and those distributing frozen poultry, fish, and meat which are not packaged are classified in Industries 5144, 5146, and 5147, respectively.

Dairy products, except dried or canned (SIC 5143). Establishments primarily engaged in the wholesale distribution of dairy products, such as butter, cheese, ice cream and ices, and fluid milk and cream. This industry does not include establishments primarily engaged in pasteurizing and bottling milk, which are classified in Manufacturing, Industry Group 202. Establishments primarily engaged in the wholesale distribution of dried or canned dairy products are classified in Industry 5149.

SIC 5143 is subdivided in some tables into—

1. Raw milk.
2. Dairy products, except raw milk.

Poultry and poultry products (SIC 5144). Establishments primarily engaged in the wholesale distribution of poultry and poultry products, except canned and packaged frozen products. This industry does not include establishments primarily engaged in the killing and dressing of poultry, which are classified in Manufacturing, Industry 2015. Establishments primarily engaged in the wholesale distribution of packaged frozen poultry are classified in Industry 5142, and those distributing canned poultry are classified in Industry 5149.

SIC 5144 is subdivided in some tables into—

1. Live poultry.
2. Poultry and poultry products, except live.

Confectionery (SIC 5145). Establishments primarily engaged in the wholesale distribution of confectionery and related products, such as candy, chewing gum, fountain fruits, salted or roasted nuts, popcorn, fountain syrups, and potato, corn, and similar chips.

Fish and seafoods (SIC 5146). Establishments primarily engaged in the wholesale distribution (but not packaging) of fresh, cured, or frozen fish and seafoods, except canned or packaged frozen. The preparation of fresh or frozen packaged fish and other seafood, and the shucking and packing of fresh oysters in nonsealed containers, are classified in Manufacturing, Industry 2092. Establishments primarily engaged in the wholesale distribution of canned seafood are classified in Industry 5149, and those distributing packaged frozen foods are classified in Industry 5142.

Meats and meat products (SIC 5147). Establishments primarily engaged in the wholesale distribution of fresh, cured, and processed (but not canned) meats and lard. Establishments primarily engaged in the wholesale distribution of frozen packaged meats are classified in Industry 5142, and those distributing canned meats are classified in Industry 5149.

SIC 5147 is subdivided in some tables into—

1. Meats and meat products, except boxed beef.
2. Packaging boxed beef.

Fresh fruits and vegetables (SIC 5148). Establishments primarily engaged in the wholesale distribution of fresh fruits and vegetables.

Groceries and related products, n.e.c. (SIC 5149). Establishments primarily engaged in the wholesale distribution of groceries and related products, not elsewhere classified. Establishments primarily engaged in the wholesale distribution of soft drinks, and in bottling and distributing natural spring and mineral waters, are classified in this industry, but establishments primarily engaged in bottling soft drinks are classified in Manufacturing, Major Group 20. This industry does not include establishments primarily

engaged in the wholesale distribution of farm-product raw materials classified in Industry Group 515, nor those distributing beer, wine, and distilled alcoholic beverages of Industry Group 518.

SIC 5149 is subdivided in some tables into—

1. Coffee, tea, and spices.
2. Bread and baked goods.
3. Soft drinks.
4. Canned goods.
5. Food and beverage basic materials.
6. Other grocery specialties.

Farm-product raw materials (SIC 515)

Grain and field beans (SIC 5153). Establishments primarily engaged in buying and/or marketing grain (such as corn, wheat, oats, barley, and unpolished rice), dry beans, soybeans, and other inedible beans. Country grain elevators primarily engaged in buying or receiving grain from farmers are included, as well as terminal elevators and other merchants marketing grain. Establishments primarily engaged in the wholesale distribution of field and garden seeds are classified in Industry 5191.

Livestock (SIC 5154). Establishments primarily engaged in buying and/or marketing cattle, hogs, sheep, and goats. This industry also includes the operation of livestock auction markets.

Farm-product raw materials, n.e.c. (SIC 5159). Establishments primarily engaged in buying and/or marketing farm products, not elsewhere classified. Establishments primarily engaged in the wholesale distribution of milk are classified in Industry 5143, and those distributing live poultry are classified in Industry 5144.

SIC 5159 is subdivided in some tables into—

1. Hides, skins, and pelts.
2. Leaf tobacco.
3. Wool, wool tops, and mohair.
4. Cotton.
5. Other farm-product raw materials.

Chemicals and allied products (SIC 516)

Plastics materials and basic forms and shapes (SIC 5162). Establishments primarily engaged in the wholesale distribution of plastics materials, and of unsupported plastics film, sheets, sheeting, rods, tubes, and other basic forms and shapes.

Chemicals and allied products, n.e.c. (SIC 5169). Establishments primarily engaged in the wholesale distribution of chemicals and allied products, not elsewhere classified,

such as acids, industrial and heavy chemicals, dyestuffs, industrial salts, rosin, and turpentine. Establishments primarily engaged in the wholesale distribution of ammunition are classified in Industry Group 509; those distributing agricultural chemicals and pesticides are classified in Industry 5191; those distributing drugs are classified in Industry 5122; and those distributing pigments, paints, and varnishes are classified in Industry 5198.

SIC 5169 is subdivided in some tables into—

1. Industrial gases, except LP.
2. Other chemicals and allied products.

Petroleum and petroleum products (SIC 517)

This industry group includes establishments primarily engaged in the wholesale distribution of crude petroleum and petroleum products. Included are establishments primarily engaged in the distribution of liquefied petroleum gas. Establishments primarily engaged in the transmission and/or distribution of natural gas are classified in Utilities, Industry Group 492.

Petroleum bulk stations and terminals (SIC 5171). Establishments primarily engaged in the wholesale distribution of crude petroleum and petroleum products from bulk liquid storage facilities. These establishments have a bulk liquid storage capacity of 10,000 gallons or more.

SIC 5171 is subdivided in some tables into—

1. Petroleum bulk stations and terminals, except LP.
2. Liquefied petroleum gas bulk stations and terminals.

Petroleum and petroleum products wholesalers, except bulk stations and terminals (SIC 5172). Establishments primarily engaged in the wholesale distribution of crude petroleum and petroleum products. These establishments do not have a bulk liquid storage capacity of 10,000 gallons or more. Included are packaged and bottled petroleum products distributors, truck jobbers, and others marketing petroleum and its products at wholesale.

Beer, wine, and distilled alcoholic beverages (SIC 518)

Beer and ale (SIC 5181). Establishments primarily engaged in the wholesale distribution of beer, ale, porter, and other fermented malt beverages.

Wine and distilled alcoholic beverages (SIC 5182). Establishments primarily engaged in the wholesale distribution of distilled spirits, including neutral spirits and ethyl alcohol used in blended wines and distilled liquors.

SIC 5182 is subdivided in some tables into—

1. Wine and distilled alcoholic beverages—licensed.
2. Wine and distilled alcoholic beverages—State operated.

Miscellaneous nondurable goods (SIC 519)

Farm supplies (SIC 5191). Establishments primarily engaged in the wholesale distribution of animal feeds, fertilizers, agricultural chemicals, pesticides, seeds, and other farm supplies, except grains. Establishments primarily engaged in the wholesale distribution of pet food are classified in Industry 5149, and those distributing pet supplies are classified in Industry 5199.

SIC 5191 is subdivided in some tables into—

1. Farm supplies—farm dealers.
2. Farm supplies—wholesale distributors.

Books, periodicals, and newspapers (SIC 5192). Establishments primarily engaged in the wholesale distribution of books, periodicals, and newspapers.

Flowers, nursery stock, and florists' supplies (SIC 5193). Establishments primarily engaged in the wholesale distribution of flowers, nursery stock, and florists' supplies.

Tobacco and tobacco products (SIC 5194). Establishments primarily engaged in the wholesale distribution of tobacco and its products. Leaf tobacco wholesalers are classified in Industry 5159, and establishments primarily engaged in stemming and redrying tobacco are classified in Manufacturing, Industry 2141.

Paints, varnishes, and supplies (SIC 5198). Establishments primarily engaged in the wholesale distribution of paints, varnishes, wallpaper, and supplies. Establishments selling to the general public and known as retail in the trade are classified in Retail Trade, Industry 5231.

Nondurable goods, n.e.c. (SIC 5199). Establishments primarily engaged in the wholesale distribution of nondurable goods, not elsewhere classified, such as art goods, industrial yarns, textile bags, and bagging and burlap.

SIC 5199 is subdivided in some tables into—

1. Art goods.
2. General merchandise—nondurable.
3. Textile bags and bagging.
4. Specialty advertising (sale of merchandise).
5. Other nondurable goods.

TYPE-OF-OPERATION CLASSIFICATIONS

In addition to being classified by kind of business, each wholesale establishment was classified for the census by type of operation according to the ownership of the business, ownership of the goods sold, or character of the principal transactions. Establishments in wholesale trade are grouped into the following three major types of operation and related subgroups:

Merchant wholesalers. Establishments primarily engaged in buying and selling merchandise on their own account. Included here are such types of establishments as wholesale merchants or jobbers, industrial distributors, voluntary group wholesalers, importers, exporters, cash and carry wholesalers, retailer cooperative warehouses, terminal and country grain elevators, farm products assemblers, wholesale cooperative associations, and petroleum bulk plants and terminals operated by nonrefining companies.

Wholesale distributors and jobbers. Establishments primarily engaged in buying and selling merchandise in the domestic market not manufactured by the parent company.

Importers. Establishments buying and selling goods at wholesale on their own account, whose principal source of purchases was foreign.

Exporters. Establishments primarily engaged in purchasing goods in the United States and selling them to foreign customers.

Terminal grain elevators. Grain elevators primarily engaged in buying and selling grain received from country grain elevators and grain marketing establishments. They have sizable space for grain storage, and products are received primarily by rail or barge rather than by truck.

Country grain elevators. Grain elevators, cooperative or other, buying and receiving grain directly from farmers by truck and selling at wholesale.

Assemblers of farm products, except country grain elevators. Establishments primarily engaged in purchasing directly from farmers and assembling and marketing farm products at wholesale.

Manufacturers' sales branches and offices. Establishments maintained by manufacturing, refining, and mining companies apart from their plants or mines for marketing their products at wholesale. Branch stores selling to household consumers and individual users are classified in retail trade. Sales branches and offices located at plants and administrative offices are included when separate records are available.

Manufacturers' sales branches. A branch with a stock of merchandise for sale. Included are refiner—marketers owned and operated by petroleum refining companies primarily for marketing their products.

Manufacturers' sales offices. An office without a stock of merchandise for sale.

Agents, brokers, and commission merchants. Establishments whose operators are in business for themselves and are primarily engaged in selling or buying goods for others. Included here are such types of operations as auction companies, import agents, export agents, selling agents, merchandise brokers, and commission merchants. "Sales" as shown in census publications for agents, brokers, and commission merchants represent the gross sales (or purchase) value of the goods in the transactions negotiated.

Auction companies. Wholesale establishments primarily engaged in selling merchandise on an agency basis by auction.

Brokers (representing buyers or sellers). Wholesale establishments primarily engaged in selling or buying merchandise in the domestic market on a brokerage basis but not receiving the goods on consignment.

Commission merchants. Wholesale establishments operating in the domestic market receiving goods for sale on consignment.

Import agents. Merchandise agents and brokers in the domestic market buying merchandise from or selling merchandise for foreign firms.

Export agents. Merchandise agents and brokers in the domestic market selling to or buying for foreign customers.

Manufacturers' agents. Wholesale establishments in the domestic market selling for a limited number of manufacturers on a continuing agency basis.



Appendix C.

Kind-of-Business Titles and Reporting-Form Numbers

[Listed below are wholesale kind-of-business titles and their corresponding reporting-form numbers. Requests for copies of any of these forms, including the inquiries used to classify establishment by kind of business, should be directed to the Services Division, Bureau of the Census, Washington, DC 20233]

| SIC code | Title | Standard form CB- | Short form CB- | SIC code | Title | Standard form CB- | Short form CB- |
|----------------------|---|-------------------|----------------|---------------------------|--|-------------------|----------------|
| DURABLE GOODS | | | | DURABLE GOODS—Con. | | | |
| 501 | Motor vehicles and motor vehicle parts and supplies: | | | 509 | Miscellaneous durable goods: | | |
| 5012 | Automobiles and other motor vehicles ----- | 5012 | 5003 | 5091 | Sporting and recreational goods and supplies ----- | 5091 | 5003 |
| 5013 | Motor vehicle supplies and new parts ----- | 5013 | 5003 | 5092 | Toys and hobby goods and supplies ----- | 5091 | 5003 |
| 5014 | Tires and tubes ----- | 5013 | 5003 | 5093 | Scrap and waste materials ----- | 5093 | 5003 |
| 5015 | Motor vehicle parts, used ----- | 5013 | 5003 | 5094 | Jewelry, watches, precious stones, and precious metals ----- | 5094 | 5003 |
| | | | | 5099 | Durable goods, n.e.c. ----- | 5099 | 5003 |
| DURABLE GOODS | | | | NONDURABLE GOODS | | | |
| 502 | Furniture and homefurnishings: | | | 511 | Paper and paper products: | | |
| 5021 | Furniture ----- | 5020 | 5001 | 5111 | Printing and writing paper ----- | 5110 | 5102 |
| 5023 | Homefurnishings ----- | 5020 | 5001 | 5112 | Stationery and office supplies ----- | 5110 | 5102 |
| | | | | 5113 | Industrial and personal service paper ----- | 5110 | 5102 |
| 503 | Lumber and other construction materials: | | | 512 | Drugs, drug proprietaries, and druggists' sundries: | | |
| 5031 | Lumber, plywood, millwork, and wood panels ----- | 5030 | 5001 | 5122 | Drugs, drug proprietaries, and druggists' sundries ----- | 5122 | 5102 |
| 5032 | Brick, stone, and related construction materials ----- | 5030 | 5001 | | | | |
| 5033 | Roofing, siding, and insulation materials ----- | 5030 | 5001 | 513 | Apparel, piece goods, and notions: | | |
| 5039 | Construction materials, n.e.c. ----- | 5030 | 5001 | 5131 | Piece goods, notions, and other dry goods ----- | 5131 | 5102 |
| | | | | 5136 | Men's and boys' clothing and furnishings ----- | 5136 | 5102 |
| 504 | Professional and commercial equipment and supplies: | | | 5137 | Women's, children's, and infants' clothing and accessories ----- | 5136 | 5102 |
| 5043 | Photographic equipment and supplies ----- | 5043 | 5003 | 5139 | Footwear ----- | 5136 | 5102 |
| 5044 | Office equipment ----- | 5045 | 5002 | | | | |
| 5045 | Computers and computer peripheral equipment and software ----- | 5045 | 5002 | 514 | Groceries and related products: | | |
| 5046 | Commercial equipment, n.e.c. ----- | 5043 | 5002 | 5141 | Groceries, general line ----- | 5141 | 5101 |
| 5047 | Medical, dental, and hospital equipment and supplies ----- | 5047 | 5002 | 5142 | Packaged frozen foods ----- | 5142 | 5101 |
| 5048 | Ophthalmic goods ----- | 5047 | 5002 | 5143 | Dairy products, except dried or canned ----- | 5143 | 5101 |
| 5049 | Professional equipment and supplies, n.e.c. ----- | 5047 | 5002 | 5144 | Poultry and poultry products ----- | 5144 | 5101 |
| | | | | 5145 | Confectionery ----- | 5145 | 5101 |
| | | | | 5146 | Fish and seafoods ----- | 5146 | 5101 |
| 505 | Metals and minerals, except petroleum: | | | 5147 | Meats and meat products ----- | 5147 | 5101 |
| 5051 | Metals service centers and offices ----- | 5051 | 5003 | 5148 | Fresh fruits and vegetables ----- | 5148 | 5101 |
| 5052 | Coal and other minerals and ores ----- | 5052 | 5003 | 5149 | Groceries and related products, n.e.c. ----- | 5141 | 5101 |
| | | | | 515 | Farm-product raw materials: | | |
| 506 | Electrical goods: | | | 5153 | Grain and field beans ----- | 5150 | 5103 |
| 5063 | Electrical apparatus and equipment, wiring supplies, and construction materials ----- | 5060 | 5001 | 5154 | Livestock ----- | 5150 | 5103 |
| | | | | 5159 | Farm-product raw materials, n.e.c. ----- | 5150 | 5103 |
| 5064 | Electrical appliances, television and radio sets ----- | 5060 | 5001 | | | | |
| 5065 | Electronic parts and equipment, n.e.c. ----- | 5060 | 5001 | 516 | Chemicals and allied products: | | |
| | | | | 5162 | Plastics materials and basic forms and shapes ----- | 5160 | 5102 |
| | | | | 5169 | Chemicals and allied products, n.e.c. ----- | 5160 | 5102 |
| 507 | Hardware, and plumbing and heating equipment and supplies: | | | 517 | Petroleum and petroleum products: | | |
| 5072 | Hardware ----- | 5070 | 5001 | 5171 | Petroleum bulk stations and terminals ----- | 5170 | 1NA |
| 5074 | Plumbing and heating equipment and supplies (hydronics) ----- | 5070 | 5001 | 5172 | Petroleum and petroleum products wholesalers, except bulk stations and terminals ----- | 5170 | 1NA |
| 5075 | Warm air heating and air-conditioning equipment and supplies ----- | 5070 | 5001 | | | | |
| 5078 | Refrigeration equipment and supplies ----- | 5070 | 5001 | 518 | Beer, wine, and distilled alcoholic beverages: | | |
| | | | | 5181 | Beer and ale ----- | 5180 | 5103 |
| | | | | 5182 | Wine and distilled alcoholic beverages ----- | 5180 | 5103 |
| 508 | Machinery, equipment, and supplies: | | | 519 | Miscellaneous nondurable goods: | | |
| 5082 | Construction and mining (except petroleum) machinery and equipment ----- | 5082 | 5002 | 5191 | Farm supplies ----- | 5191 | 5102 |
| 5083 | Farm and garden machinery and equipment ----- | 5083 | 5002 | 5192 | Books, periodicals, and newspapers ----- | 5192 | 5102 |
| 5084 | Industrial machinery and equipment ----- | 5084 | 5002 | 5193 | Flowers, nursery stock, and florists' supplies ----- | 5192 | 5102 |
| 5085 | Industrial supplies ----- | 5085 | 5002 | 5194 | Tobacco and tobacco products ----- | 5194 | 5102 |
| 5087 | Service establishment equipment and supplies ----- | 5087 | 5002 | 5198 | Paints, varnishes, and supplies ----- | 5198 | 5102 |
| 5088 | Transportation equipment and supplies, except motor vehicles ----- | 5088 | 5002 | 5199 | Nondurable goods, n.e.c. ----- | 5199 | 5102 |

¹Petroleum wholesalers were all sent form CB-5170.

Appendix D. Metropolitan Areas

(Titles and definitions shown for MSA's, CMSA's, and PMSA's are those established by the Office of Management and Budget, as of June 30, 1993)

KENTUCKY

Cincinnati, OH-KY-IN PMSA—see Cincinnati-Hamilton, OH-KY-IN CMSA

Cincinnati-Hamilton, OH-KY-IN CMSA

Cincinnati, OH-KY-IN PMSA

Dearborn County, IN

Ohio County, IN

Boone County, KY

Campbell County, KY

Gallatin County, KY

Grant County, KY

Kenton County, KY

Pendleton County, KY

Brown County, OH

Clermont County, OH

Hamilton County, OH

Warren County, OH

Hamilton-Middletown, OH PMSA

Butler County, OH

Clarksville-Hopkinsville, TN-KY MSA

Christian County, KY

Montgomery County, TN

Evansville-Henderson, IN-KY MSA

Posey County, IN

Vanderburgh County, IN

Warrick County, IN

Henderson County, KY

Huntington-Ashland, WV-KY-OH MSA

Boyd County, KY

Carter County, KY

Greenup County, KY

Lawrence County, OH

Cabell County, WV

Wayne County, WV

Lexington, KY MSA

Bourbon County, KY

Clark County, KY

Fayette County, KY

Jessamine County, KY

Madison County, KY

Scott County, KY

Woodford County, KY

Louisville, KY-IN MSA

Clark County, IN

Floyd County, IN

Harrison County, IN

Scott County, IN

Bullitt County, KY

Jefferson County, KY

Oldham County, KY

Owensboro, KY MSA

Daviess County, KY

Appendix E.

Percent of Sales Data Based on Administrative Records and Estimation for the State: 1992

[For meaning of abbreviations and symbols and for more information on reliability of data, see introductory text. For explanation of terms and comparability of 1987 and 1992 censuses, see appendix A]

| SIC code | Kind of business | Percent of sales† — | | SIC code | Kind of business | Percent of sales‡ — | |
|-----------|---|--|------------------------|-----------|--|--|------------------------|
| | | From administrative records ¹ | Estimated ² | | | From administrative records ¹ | Estimated ² |
| | Wholesale trade ----- | 3.8 | 2.6 | | Wholesale trade —Con. | | |
| 50 | Durable goods ----- | 5.9 | 3.5 | 50 | Durable goods —Con. | | |
| | | | | 509 | Miscellaneous durable goods ----- | 4.6 | 4.7 |
| | | | | 5091 | Sporting and recreational goods and supplies ----- | 2.9 | 8.1 |
| | | | | 5092 | Toys and hobby goods and supplies ----- | 43.0 | 5.7 |
| 501 | Motor vehicles and motor vehicle parts and supplies ----- | 4.1 | 2.6 | 5093 | Scrap and waste materials ----- | 6.1 | 3.8 |
| 5012 | Automobiles and other motor vehicles ----- | 4.4 | 2.6 | 5094 | Jewelry, watches, precious stones, and precious metals ----- | 5.2 | 3.9 |
| 5013 | Motor vehicle supplies and new parts ----- | 4.4 | 2.4 | 5099 | Durable goods, n.e.c. ----- | 2.5 | 3.5 |
| 5014 | Tires and tubes ----- | .4 | 2.9 | | | | |
| 5015 | Motor vehicle parts, used ----- | 15.6 | 2.9 | 51 | Nondurable goods ----- | 2.7 | 2.1 |
| 502 | Furniture and homefurnishings ----- | 1.0 | 3.4 | 511 | Paper and paper products ----- | 2.1 | 5.1 |
| 5021 | Furniture ----- | .8 | 3.7 | 5111 | Printing and writing paper ----- | - | 3.4 |
| 5023 | Homefurnishings ----- | 1.4 | 3.1 | 5112 | Stationery and office supplies ----- | 3.7 | 4.3 |
| | | | | 5113 | Industrial and personal service paper ----- | 2.8 | 8.5 |
| 503 | Lumber and other construction materials ----- | 8.0 | 2.6 | | | | |
| 5031 | Lumber, plywood, millwork, and wood panels ----- | 9.0 | 1.5 | 512 | Drugs, drug proprietaries, and druggists' sundries ----- | (D) | (D) |
| 5032 | Brick, stone, and related construction materials ----- | 7.6 | 6.0 | 5122 | Drugs, drug proprietaries, and druggists' sundries ----- | (D) | (D) |
| 5033 | Roofing, siding, and insulation materials ----- | 1.0 | 1.0 | | | | |
| 5039 | Construction materials, n.e.c. ----- | 9.6 | 7.1 | 513 | Apparel, piece goods, and notions ----- | .5 | .2 |
| | | | | 5131 | Piece goods, notions, and other dry goods ----- | (D) | (D) |
| 504 | Professional and commercial equipment and supplies ----- | 4.8 | 4.2 | 5136 | Men's and boys' clothing and furnishings ----- | (D) | (D) |
| 5043 | Photographic equipment and supplies ----- | (D) | (D) | 5137 | Women's, children's, and infants' clothing and accessories ----- | (D) | (D) |
| 5044 | Office equipment ----- | 4.4 | 3.8 | 5139 | Footwear ----- | (D) | (D) |
| 5045 | Computers and computer peripheral equipment and software ----- | 8.6 | 8.7 | 514 | Groceries and related products ----- | 2.4 | 1.8 |
| 5046 | Commercial equipment, n.e.c. ----- | (D) | (D) | 5141 | Groceries, general line ----- | 3.3 | .5 |
| 5047 | Medical, dental, and hospital equipment and supplies ----- | 7.0 | 3.1 | 5142 | Packaged frozen foods ----- | .7 | 1.2 |
| 5048 | Ophthalmic goods ----- | - | 20.0 | 5143 | Dairy products, except dried or canned ----- | 2.4 | .8 |
| 5049 | Professional equipment and supplies, n.e.c. ----- | (D) | (D) | 5144 | Poultry and poultry products ----- | 18.8 | .3 |
| | | | | 5145 | Confectionery ----- | 2.7 | .5 |
| 505 | Metals and minerals, except petroleum ----- | 7.4 | 1.9 | 5146 | Fish and seafoods ----- | (D) | (D) |
| 5051 | Metals service centers and offices ----- | 4.0 | 1.0 | 5147 | Meats and meat products ----- | .6 | 4.9 |
| 5052 | Coal and other minerals and ores ----- | 16.3 | 4.2 | 5148 | Fresh fruits and vegetables ----- | 8.9 | 1.2 |
| | | | | 5149 | Groceries and related products, n.e.c. ----- | (D) | (D) |
| 506 | Electrical goods ----- | 2.9 | 4.3 | 515 | Farm-product raw materials ----- | 5.4 | 2.9 |
| 5063 | Electrical apparatus and equipment, wiring supplies, and construction materials ----- | 1.3 | 3.7 | 5153 | Grain and field beans ----- | 14.5 | .7 |
| 5064 | Electrical appliances, television and radio sets ----- | 6.9 | 3.1 | 5154 | Livestock ----- | 4.4 | .5 |
| 5065 | Electronic parts and equipment, n.e.c. ----- | 7.0 | 8.9 | 5159 | Farm-product raw materials, n.e.c. ----- | 1.2 | 8.0 |
| 507 | Hardware, and plumbing and heating equipment and supplies ----- | 5.5 | 6.2 | 516 | Chemicals and allied products ----- | 1.3 | 1.4 |
| 5072 | Hardware ----- | (D) | (D) | 5162 | Plastics materials and basic forms and shapes ----- | .5 | - |
| 5074 | Plumbing and heating equipment and supplies (hydronics) ----- | 8.2 | 10.1 | 5169 | Chemicals and allied products, n.e.c. ----- | 1.6 | 1.9 |
| 5075 | Warm air heating and air-conditioning equipment and supplies ----- | 1.0 | 1.8 | 517 | Petroleum and petroleum products ----- | 4.3 | 2.5 |
| 5078 | Refrigeration equipment and supplies ----- | (D) | (D) | 5171 | Petroleum bulk stations and terminals ----- | 2.3 | 2.4 |
| | | | | 5172 | Petroleum and petroleum products wholesalers, except bulk stations and terminals ----- | 20.7 | 2.8 |
| 508 | Machinery, equipment, and supplies ----- | 8.3 | 4.1 | 518 | Beer, wine, and distilled alcoholic beverages ----- | .8 | 4.4 |
| 5082 | Construction and mining (except petroleum) machinery and equipment ----- | 6.9 | 3.4 | 5181 | Beer and ale ----- | 1.5 | 1.5 |
| 5083 | Farm and garden machinery and equipment ----- | 17.5 | 1.6 | 5182 | Wine and distilled alcoholic beverages ----- | - | 7.5 |
| 5084 | Industrial machinery and equipment ----- | 10.2 | 5.6 | 519 | Miscellaneous nondurable goods ----- | (D) | (D) |
| 5085 | Industrial supplies ----- | 4.3 | 5.1 | 5191 | Farm supplies ----- | 9.4 | 4.8 |
| 5087 | Service establishment equipment and supplies ----- | 2.5 | 2.7 | 5192 | Books, periodicals, and newspapers ----- | (D) | (D) |
| 5088 | Transportation equipment and supplies, except motor vehicles ----- | 4.5 | - | 5193 | Flowers, nursery stock, and florists' supplies ----- | (D) | (D) |
| | | | | 5194 | Tobacco and tobacco products ----- | .3 | .6 |
| | | | | 5198 | Paints, varnishes, and supplies ----- | 1.7 | 13.3 |
| | | | | 5199 | Nondurable goods, n.e.c. ----- | (D) | (D) |

¹Includes sales information obtained from administrative records of other Federal agencies.

²Includes sales information which was imputed based on historic company ratios or administrative records, or on industry averages.

Appendix F. Geographic Notes

KENTUCKY

Balance of Jefferson County includes Newburg, which disincorporated in February 1987.

Corbin is in Knox and Whitley Counties.

Appendix G.

Establishments in Business Any Time During Year and Establishments in Business at End of Year for the State: 1992 and 1987

[For meaning of abbreviations and symbols, see introductory text. For explanation of terms and comparability of 1987 and 1992 censuses, see appendix A]

| SIC code | Kind of business | Establishments in business — | | | |
|-----------|---|------------------------------|--------------|----------------|--------------|
| | | Any time during year | | At end of year | |
| | | 1992 | 1987 | 1992 | 1987 |
| | Wholesale trade | 5 931 | 5 650 | 5 607 | 5 338 |
| 50 | Durable goods | 3 667 | 3 430 | 3 475 | 3 245 |
| 501 | Motor vehicles and automotive parts and supplies | 735 | 735 | 706 | 687 |
| 5012 | Automobiles and other motor vehicles | 123 | 109 | 118 | 95 |
| 5013 | Motor vehicle supplies and new parts | 406 | 442 | 387 | 423 |
| 5014 | Tires and tubes | 67 | 74 | 67 | 67 |
| 5015 | Motor vehicle parts, used | 139 | 110 | 134 | 102 |
| 502 | Furniture and homefurnishings | 122 | 104 | 112 | 97 |
| 5021 | Furniture | 59 | 52 | 54 | 50 |
| 5023 | Homefurnishings | 63 | 52 | 58 | 47 |
| 503 | Lumber and other construction materials | 260 | 243 | 251 | 227 |
| 5031 | Lumber, plywood, millwork, and wood panels | 132 | 114 | 127 | 108 |
| 5032 | Brick, stone, and related construction materials | 47 | 54 | 44 | 50 |
| 5033 | Roofing, siding, and insulation materials | 24 | 23 | 23 | 23 |
| 5039 | Construction materials, n.e.c. | 57 | 52 | 57 | 46 |
| 504 | Professional and commercial equipment and supplies | 452 | 419 | 424 | 397 |
| 5043 | Photographic equipment and supplies | 7 | 7 | 6 | 7 |
| 5044 | Office equipment | 109 | 127 | 102 | 120 |
| 5045 | Computers and computer peripheral equipment and software | 134 | 101 | 127 | 93 |
| 5046 | Commercial equipment, n.e.c. | 37 | 53 | 33 | 51 |
| 5047 | Medical, dental, and hospital equipment and supplies | 115 | 83 | 108 | 78 |
| 5048 | Ophthalmic goods | 17 | 14 | 17 | 14 |
| 5049 | Professional equipment and supplies, n.e.c. | 33 | 34 | 31 | 34 |
| 505 | Metals and minerals, except petroleum | 171 | 178 | 163 | 167 |
| 5051 | Metals service centers and offices | 98 | 89 | 96 | 85 |
| 5052 | Coal and other minerals and ores | 73 | 89 | 67 | 82 |
| 506 | Electrical goods | 353 | 296 | 334 | 285 |
| 5063 | Electrical apparatus and equipment, wiring supplies, and construction materials | 215 | 194 | 205 | 186 |
| 5064 | Electrical appliances, television and radio sets | 31 | 24 | 26 | 23 |
| 5065 | Electronic parts and equipment, n.e.c. | 107 | 78 | 103 | 76 |
| 507 | Hardware, and plumbing and heating equipment and supplies | 283 | 255 | 267 | 248 |
| 5072 | Hardware | 74 | 55 | 70 | 55 |
| 5074 | Plumbing and heating equipment and supplies (hydronics) | 109 | 107 | 99 | 103 |
| 5075 | Warm air heating and air-conditioning equipment and supplies | 80 | 79 | 78 | 76 |
| 5078 | Refrigeration equipment and supplies | 20 | 14 | 20 | 14 |
| 508 | Machinery, equipment, and supplies | 993 | 929 | 940 | 880 |
| 5082 | Construction and mining (except petroleum) machinery and equipment | 158 | 151 | 151 | 143 |
| 5083 | Farm and garden machinery and equipment | 193 | 227 | 183 | 207 |
| 5084 | Industrial machinery and equipment | 314 | 248 | 300 | 239 |
| 5085 | Industrial supplies | 209 | 190 | 199 | 182 |
| 5087 | Service establishment equipment and supplies | 102 | 105 | 92 | 101 |
| 5088 | Transportation equipment and supplies, except motor vehicles | 17 | 8 | 15 | 8 |
| 509 | Miscellaneous durable goods | 298 | 271 | 278 | 257 |
| 5091 | Sporting and recreational goods and supplies | 61 | 43 | 56 | 41 |
| 5092 | Toys and hobby goods and supplies | 9 | 17 | 8 | 17 |
| 5093 | Scrap and waste materials | 120 | 99 | 114 | 95 |
| 5094 | Jewelry, watches, precious stones, and precious metals | 31 | 30 | 28 | 28 |
| 5099 | Durable goods, n.e.c. | 77 | 82 | 72 | 76 |
| 51 | Nondurable goods | 2 264 | 2 220 | 2 132 | 2 093 |
| 511 | Paper and paper products | 192 | 158 | 184 | 153 |
| 5111 | Printing and writing paper | 25 | 15 | 24 | 15 |
| 5112 | Stationery and office supplies | 131 | 107 | 124 | 104 |
| 5113 | Industrial and personal service paper | 36 | 36 | 36 | 34 |
| 512 | Drugs, drug proprietaries, and druggists sundries | 57 | 44 | 51 | 41 |
| 5122 | Drugs, drug proprietaries, and druggists sundries | 57 | 44 | 51 | 41 |
| 513 | Apparel, piece goods, and notions | 65 | 47 | 63 | 45 |
| 5131 | Piece goods, notions, and other dry goods | 16 | 14 | 15 | 13 |
| 5136 | Men's and boys' clothing and furnishings | 24 | 18 | 23 | 13 |
| 5137 | Women's, children's, and infants' clothing and accessories | 19 | 12 | 19 | 11 |
| 5139 | Footwear | 6 | 3 | 6 | 3 |

| SIC code | Kind of business | Establishments in business — | | | |
|-----------|--|------------------------------|------|----------------|------|
| | | Any time during year | | At end of year | |
| | | 1992 | 1987 | 1992 | 1987 |
| 51 | Nondurable goods — Con. | | | | |
| 514 | Groceries and related products | 435 | 457 | 407 | 425 |
| 5141 | Groceries, general line | 60 | 49 | 54 | 48 |
| 5142 | Packaged frozen foods | 42 | 32 | 42 | 30 |
| 5143 | Dairy products, except dried or canned | 54 | 74 | 51 | 68 |
| 5144 | Poultry and poultry products | 14 | 21 | 13 | 21 |
| 5145 | Confectionery | 38 | 35 | 33 | 31 |
| 5146 | Fish and seafoods | 3 | 3 | 2 | 3 |
| 5147 | Meats and meat products | 40 | 51 | 39 | 46 |
| 5148 | Fresh fruits and vegetables | 53 | 45 | 52 | 41 |
| 5149 | Groceries and related products, n.e.c. | 131 | 147 | 121 | 137 |
| 515 | Farm-product raw materials | 246 | 254 | 225 | 233 |
| 5153 | Grain and field beans | 62 | 63 | 59 | 56 |
| 5154 | Livestock | 68 | 67 | 64 | 65 |
| 5159 | Farm-product raw materials, n.e.c. | 116 | 124 | 102 | 112 |
| 516 | Chemicals and allied products | 151 | 131 | 146 | 123 |
| 5162 | Plastics materials and basic forms and shapes | 26 | 17 | 24 | 17 |
| 5169 | Chemicals and allied products, n.e.c. | 125 | 114 | 122 | 106 |
| 517 | Petroleum and petroleum products | 297 | 375 | 281 | 360 |
| 5171 | Petroleum bulk stations and terminals | 235 | 305 | 225 | 295 |
| 5172 | Petroleum and petroleum products wholesalers, except bulk stations and terminals | 62 | 70 | 56 | 65 |
| 518 | Beer, wine, and distilled alcoholic beverages | 75 | 92 | 74 | 85 |
| 5181 | Beer and ale | 44 | 62 | 43 | 56 |
| 5182 | Wine and distilled alcoholic beverages | 31 | 30 | 31 | 29 |
| 519 | Miscellaneous nondurable goods | 746 | 662 | 701 | 628 |
| 5191 | Farm supplies | 421 | 429 | 399 | 412 |
| 5192 | Books, periodicals, and newspapers | 32 | 30 | 30 | 26 |
| 5193 | Flowers, nursery stock, and florists' supplies | 40 | 40 | 38 | 37 |
| 5194 | Tobacco and tobacco products | 53 | 48 | 48 | 46 |
| 5198 | Paints, varnishes and supplies | 41 | 32 | 40 | 30 |
| 5199 | Nondurable goods, n.e.c. | 159 | 83 | 146 | 77 |

Publication Program

1992 CENSUS OF WHOLESALE TRADE

Publications of the 1992 Census of Wholesale Trade, containing data on wholesale trade establishments with payroll in the United States, are described below. Publications order forms for specific reports may be obtained from any Department of Commerce district office or from Data User Services Division, Customer Services, Bureau of the Census, Washington, DC 20233-8300. The first results were issued in press releases. Final detailed statistics are issued in separate paperbound reports and compact disc-read only memory (CD-ROM).

Final Reports

Geographic area series—52 reports (WC92-A-1 to -52)

A separate paperbound report containing data for establishments with payroll is published for each State, the District of Columbia, and the United States. Each report presents general statistics for establishments with payroll, on number of establishments, sales, payroll, employment, operating expenses, and inventories. At the State level, data also are presented separately for the following types of wholesale operations: merchant wholesalers; manufacturers' sales branches and offices; and agents, brokers, and commission merchants. Less type-of-operation detail is shown below the State level. For States, MA's, and counties and places with 200 wholesale establishments or more, statistics are presented by kind of business. Greater kind-of-business detail is shown for larger areas. In addition, data are shown for all places with 2,500 inhabitants or more and all counties (with no kind-of-business detail). For each State, the District of Columbia, and the United States, 1992 data are provided on sales and employees per establishment, sales and payroll per employee, payroll as a percent of operating expenses, and operating expenses and end-of-year inventories as percentages of sales. Comparative statistics showing percent changes in sales and payroll between 1987 and 1992 also are shown by kind of business.

Subject series—4 reports (WC92-S-1 to -4)

The *Establishment and Firm Size* report (WC92-S-1) presents data for establishments with payroll, based on size of establishment, size of company or firm, and legal form of organization. Establishment statistics are presented by sales size and by employment size; statistics for firms by sales size (including concentration by largest firms), by employment size, and by number of establishments operated (single units and multiunits). Statistics are presented by kind of business on the number of establishments, sales, payroll, and employment for the United States.

The *Measures of Value Produced, Capital Expenditures, Depreciable Assets, and Operating Expenses* report (WC92-S-2) presents data on measures of value produced, capital expenditures, depreciable assets, and operating expenses for firms with payroll

for the United States by major kinds of business. Measures of value produced include gross margin, value added, and net income produced at market prices and factor costs. Operating expenses include annual payroll, supplemental labor costs, purchased services, etc. Sales, purchases, and beginning and ending inventories data also are provided.

The *Commodity Line Sales* report (WC92-S-3) presents data on major categories of commodities sold by wholesale kinds of business for the United States. Data for 15 selected MA's and 15 selected States will be available on electronic media only. Tables present data for each kind of business and show, for each commodity line, the number of establishments handling the line and their sales of the line; the percentage of total sales of the kind of business accounted for by each of the lines carried; and, for establishments actually handling a specific line, the percentage of total sales represented by sales of that line. Summary statistics also are provided for the broad commodity line categories, including counts of establishments and the amount and percentage of the line sold by various kinds of wholesale businesses.

The *Miscellaneous Subjects* report (WC92-S-4) contains data by kind of business on employment by principal activity; sales by class of customer; inventory valuation methods; commissions and gross selling value of business conducted for others by agents and brokers; gross margins, gross profits, and their components; and on petroleum bulk stations and terminals. Data are presented for the United States as a whole; for petroleum bulk stations and terminals, States, and counties.

Electronic Media

All data included in the printed reports are available on CD-ROM. The CD-ROM's provide the same information found in the final reports as well as additional information not published in the final reports, such as commodity line sales data for States (WC92-S-3). Electronic media products are available for users who wish to summarize, rearrange, or process large amounts of data. These products, with corresponding technical documentation, are sold by Data User Services Division, Customer Services, Bureau of the Census, Washington, DC 20233-8300.

OTHER ECONOMIC CENSUS REPORTS

Data on retail trade, service industries, transportation, communications, utilities, financial, insurance, real estate, construction industries, manufactures, mineral industries, enterprise statistics, minority-owned business enterprises, and women-owned businesses also are available from the 1992 Economic Census. A separate series of reports covers the census of outlying areas: Puerto Rico, Virgin Islands of the United States, Guam, and the Northern Marianas. Separate announcements describing these reports are available free of charge from Data User Services Division, Customer Services, Bureau of the Census, Washington, DC 20233-8300.