


1992 Census of Wholesale Trade

WC92-A-12

GEOGRAPHIC AREA SERIES

Hawaii



1992 Census of Wholesale Trade

WC92-A-12

GEOGRAPHIC AREA SERIES

Hawaii

Issued November 1994



U.S. Department of Commerce
Ronald H. Brown, Secretary
David J. Barram, Deputy Secretary

Economics and Statistics Administration
Everett M. Ehrlich, Under Secretary
for Economic Affairs

BUREAU OF THE CENSUS
Martha Farnsworth Riche, Director

Acknowledgments

Many persons participated in the various activities of the 1992 Census of Wholesale Trade. The overall planning and review of the census operations were performed by the Economic Census Staff of the Economic Planning and Coordination Division.

This report was prepared in the Services Division. **Bobby E. Russell**, Assistant Chief for Census Programs, was responsible for the overall planning, management, and coordination of the census of wholesale trade. Planning and implementation were under the direction of **John R. Trimble**, Chief, Wholesale Census Branch, with primary staff assistance by **Steven L. Barron**, **John L. Vignali**, **Gary E. Swenson**, **Scott P. Handmaker**, **Daniel C. Collier**, **Barbara A. Collier**, **Cary L. Fletcher**, **Dennis R. Johnson**, and **Karen K. Sigmon**.

Systems and procedures for mailout, receipt, correspondence, data input, industry classification, other clerical processing, administrative record processing, quality control, and the associated electronic computer programs, were developed in the Economic Planning and Coordination Division.

Mailout preparation and receipt operations, clerical and analytical review activities, data keying, and geocoding review were performed by the staff of the Data Preparation Division, **Judith N. Petty**, Chief.

Geographic coding procedures and associated computer programs were developed by the staff of the Geography Division.

The computer processing systems were developed and coordinated in the Economic Statistical Methods and Programming Division, **Charles P. Pautler, Jr.**, Chief. **H. Ray Dennis**, Assistant Chief for Business Programs, was responsible for the design and implementation of the computer systems. The computer programs were prepared under the supervision of **Steven G. McCraith**, Chief, Utilities and Financial Census Branch, and **William C. Wester**, Chief, Business Census Branch, assisted by **Dennis P. Kelly**, **Barbara L. Lambert**, **Josephine S. McLaughlin**, **William D. McClain**, **David Wang**, and **David L. Sipes**.

Computer processing was performed in the Computer Services Division, **Marvin D. Raines**, Chief.

The staff of the Administrative and Publications Services Division, **Walter C. Odom**, Chief, performed planning, design, composition, editorial review, and printing planning and procurement for publications and report forms. **Gladys Rea** provided publication coordination and editing.

Special acknowledgment is also due the many businesses whose cooperation has contributed to the publication of these data.

If you have any questions concerning the statistics in this report, call 301-763-5281.



**Economics and Statistics
Administration**

Everett M. Ehrlich, Under Secretary
for Economic Affairs



BUREAU OF THE CENSUS

Martha Farnsworth Riche, Director
Harry A. Scarr, Deputy Director

Paula J. Schneider, Principal Associate
Director for Programs

Thomas L. Mesenbourg, Acting Associate
Director for Economic Programs

Thomas L. Mesenbourg, Assistant Director
for Economic Programs

**ECONOMIC PLANNING AND COORDINATION
DIVISION**

John P. Govoni, Chief

SERVICES DIVISION

Carole A. Ambler, Chief

Introduction to the Economic Census

PURPOSES AND USES OF THE ECONOMIC CENSUS

The economic census is the major source of facts about the structure and functioning of the Nation's economy. It provides essential information for government, business, industry, and the general public.

The economic census furnishes an important part of the framework for such composite measures as the gross domestic product, input/output measures, production and price indexes, and other statistical series that measure short-term changes in economic conditions.

Policymaking agencies of the Federal Government use the data, especially in monitoring economic activity and providing assistance to business.

State and local governments use the data to assess business activities and tax bases within their jurisdictions and to develop programs to attract business.

Trade associations study trends in their own and competing industries and keep their members informed of market changes.

Individual businesses use the data to locate potential markets and to analyze their own production and sales performance relative to industry or area averages.

AUTHORITY AND SCOPE

Title 13 of the United States Code (sections 131, 191, and 224) directs the Census Bureau to take the economic census every 5 years, covering years ending in 2 and 7. The 1992 Economic Census consists of the following eight censuses:

- Census of Retail Trade
- Census of Wholesale Trade
- Census of Service Industries
- Census of Financial, Insurance, and Real Estate Industries
- Census of Transportation, Communications, and Utilities
- Census of Manufactures
- Census of Mineral Industries
- Census of Construction Industries

Special programs also cover enterprise statistics and minority-owned and women-owned businesses. (The 1992 Census of Agriculture and 1992 Census of Governments are conducted separately.) The next economic census is scheduled to be taken in 1998 covering the year 1997.

AVAILABILITY OF THE DATA

The results of the economic census are available in printed reports for sale by the U.S. Government Printing Office and on compact discs for sale by the Census Bureau. Order forms for all types of products are available on request from Customer Services, Bureau of the Census, Washington, DC 20233-8300. A more complete description of publications being issued from this census is on the inside back cover of this document.

Census facts are also widely disseminated by trade associations, business journals, and newspapers. Volumes containing census statistics are available in most major public and college libraries. Finally, State data centers in every State as well as business and industry data centers in many States also supply economic census statistics.

WHAT'S NEW IN 1992

The 1992 Economic Census covers more of the economy than any previous census. New for 1992 are data on communications, utilities, finance, insurance, and real estate, as well as coverage of more transportation industries. The economic, agriculture, and governments censuses now collectively cover nearly 98 percent of all economic activity.

Among other changes, new 1992 definitions affect the boundaries of about a third of all metropolitan areas. Also, the Survey of Women-Owned Businesses has now been expanded to include all corporations.

HISTORICAL INFORMATION

The economic census has been taken as an integrated program at 5-year intervals since 1967 and before that for 1963, 1958, and 1954. Prior to that time, the individual subcomponents of the economic census were taken separately at varying intervals.

The economic census traces its beginnings to the 1810 Decennial Census, when questions on manufacturing were included with those for population. Coverage of economic activities was expanded for 1840 and subsequent censuses to include mining and some commercial activities. In 1902, Congress established a permanent Census Bureau and directed that a census of manufactures be taken every 5 years. The 1905 Manufactures Census was the first time a census was taken apart from the regular every-10-year population census.

The first census of business was taken in 1930, covering 1929. Initially it covered retail and wholesale trade and construction industries, but it was broadened in 1933 to include some of the service trades.

The 1954 Economic Census was the first census to be fully integrated—providing comparable census data across economic sectors, using consistent time periods, concepts, definitions, classifications, and reporting units. It was the first census to be taken by mail, using lists of firms provided by the administrative records of other Federal agencies. Since 1963, administrative records also have been used to provide basic statistics for very small firms, reducing or eliminating the need to send them census questionnaires. The Enterprise Statistics Program, which publishes combined data from the economic census, was made possible with the implementation of the integrated census program in 1954.

The range of industries covered in the economic censuses has continued to expand. The census of construction industries began on a regular basis in 1967, and the scope of service industries was broadened in 1967, 1977, and 1987. The census of transportation began in 1963 as a set of surveys covering travel, transportation of commodities, and trucks, but expanded in 1987 to cover business establishments in several transportation industries. For 1992, these statistics are incorporated into a broadened census of transportation, communications, and utilities. Also new for 1992 is the census of financial, insurance, and real estate industries. This is part of a gradual expansion in coverage of industries previously subjected to government regulation.

The Survey of Minority-Owned Business Enterprises was first conducted as a special project in 1969 and was incorporated into the economic census in 1972 along with the Survey of Women-Owned Businesses.

An economic census has also been taken in Puerto Rico since 1909, in the Virgin Islands of the United States and Guam since 1958, and in the Commonwealth of the Northern Mariana Islands since 1982.

Statistical reports from the 1987 and earlier censuses provide historical figures for the study of long-term time series and are available in some large libraries. All of the census data published since 1967 are still available for sale on microfiche from the Census Bureau.

AVAILABILITY OF MORE FREQUENT ECONOMIC DATA

While the census provides complete enumerations every 5 years, there are many needs for more frequent data as well. The Census Bureau conducts a number of monthly, quarterly, and annual surveys, with the results appearing in publication series such as Current Business Reports (retail and wholesale trade and service industries), the Annual Survey of Manufactures, Current Industrial Reports, and the Quarterly Financial Report. Most of these surveys, while providing more frequent observations, yield less kind-of-business and geographic detail than the census. The County Business Patterns program offers annual statistics on the number of establishments, employment, and payroll classified by industry within each county.

SOURCES FOR MORE INFORMATION

More information about the scope, coverage, classification system, data items, and publications for each of the economic censuses and related surveys is published in the *Guide to the 1992 Economic Census and Related Statistics*. More information on the methodology, procedures, and history of the census will be published in the *History of the 1992 Economic Census*. Contact Customer Services for information on availability.

Census of Wholesale Trade

GENERAL

The 1992 Census of Wholesale Trade, part of the 1992 Economic Census, covered wholesale trade as defined in the *Standard Industrial Classification Manual: 1987*¹ (SIC). It included all establishments with one or more paid employees primarily engaged in selling merchandise to retailers; other wholesalers; or industrial, commercial, institutional, farm, or professional users. Companies selling products to which they have title, as well as those acting as agents or brokers in buying or selling merchandise to others, are included. The census excluded governmental organizations classified in the covered industries except for wholesale liquor establishments operated by State and local governments.

The basic tabulations in this report do not include data for establishments which are "auxiliary" (primary function is providing a service, such as warehouses) to other establishments within the same organization. Data for auxiliaries are presented in a subsequent report issued as part of the 1992 Enterprise Statistics reports.

Wholesale firms without employees are excluded from the census. In the census of retail trade, the sales of firms with no paid employees are derived from administrative records of other Federal agencies rather than from a direct canvass. These sources proved impractical for wholesale firms without paid employees. In the census of wholesale trade, the sales value is the gross volume of business conducted. Firms which operated wholly or partly on a commission basis must provide both the gross volume of business conducted and commission receipts on census forms. Agents and brokers do not report to other Federal agencies the gross selling value of goods. Moreover, administrative records make no distinction between commission receipts and sales of products by wholesalers.

Appendix A gives a more detailed explanation of census coverage and methodology.

CENSUS DISCLOSURE RULES

In accordance with Federal law governing census reports, no data are published that would disclose the operations of an individual establishment or business. However, the number of establishments in a kind-of-business

classification is not considered a disclosure, therefore, this information may be released even though other information is withheld.

GEOGRAPHIC AREAS COVERED

This report series presents data for the following areas:

1. The United States as a whole.
2. Each State and the District of Columbia
3. Each consolidated metropolitan statistical area (CMSA) and primary metropolitan statistical area (PMSA) defined by the Office of Management and Budget (OMB) as of June 30, 1993. A CMSA is an area used to facilitate the presentation and analysis of data for large concentrations of metropolitan populations. It includes two or more contiguous PMSA's which have a population of at least 1,000,000² and which meet specific criteria of urban character and of social and economic integration.
4. Each metropolitan statistical area (MSA) defined by the OMB as of June 30, 1993. An MSA is an integrated economic and social unit with a population nucleus of at least 50,000 inhabitants.² Each MSA consists of one or more counties meeting standards of metropolitan character; in New England, cities and towns rather than counties are the component geographic units.
5. The area within the State outside metropolitan areas (MA's).
6. Each county or county equivalent.³ Counties are the primary divisions of States, except in Louisiana where they are called parishes and in Alaska where they are called boroughs and census areas. Maryland, Missouri, Nevada, and Virginia have one place or more that is independent of any county organization and constitutes primary divisions of their States. These places are treated as counties and as places.
7. Each consolidated city.³ Consolidated cities are consolidated governments which consists of separately incorporated municipalities.
8. Each municipality of 2,500 inhabitants or more incorporated as a city, borough, village, or town.^{2 3}

¹*Standard Industrial Classification Manual: 1987*. For sale by Superintendent of Documents, U.S. Government Printing Office, Washington, DC 20402. Stock No. 041-001-00314-2.

²According to 1990 Census of Population or subsequent special census.

³Those defined as of January 1, 1992.

For the economic census, boroughs and census areas in Alaska, and boroughs in New York, are not included in this category.

9. Special economic urban areas (SEUA's), which include townships in Michigan, New Jersey, and Pennsylvania and towns in New York, Wisconsin, and the six New England States with 10,000 inhabitants or more.⁴

DOLLAR VALUES

All dollar values presented in this report are expressed in current dollars, i.e., 1992 data are expressed in 1992 dollars and 1987 data in 1987 dollars. Consequently, when making comparisons to prior years, users of the data should consider the inflation that has occurred

RELIABILITY OF DATA

All data compiled in this report originated from either census questionnaires or administrative records of other Federal agencies and, therefore, are not subject to sampling errors. However, the data are subject to nonsampling errors. Nonsampling errors can be attributed to many sources: inability to identify all cases in the actual universe; definition and classification difficulties; differences in the interpretation of questions; errors in recording or coding the data obtained; and other errors of collection, response, coverage, and estimation for missing or misreported data.

The accuracy of these tabulated data is determined by the joint effects of the various nonsampling errors. No direct measurement of these effects has been obtained except for estimation for missing or misreported data; however, precautionary steps were taken in all phases of the collection, processing, and tabulation of the data in an effort to minimize the effects of nonsampling errors.

The Census Bureau obtains on computer tape limited information extracted from administrative records of other Federal agencies. This information is used in conjunction with other information available to the Census Bureau to develop estimates for nonemployers, small employers, and other establishments for which responses were not received in time for publication. For an indication of the extent that data included in these reports were obtained from the administrative records of other Federal agencies and from estimation, rather than reports directly from respondents, see appendix E. Also, see appendix A for a more detailed explanation of census coverage and methodology.

SPECIAL TABULATIONS

Special tabulations of data collected in the 1992 Census of Wholesale Trade may be obtained, depending on availability of time and personnel, on diskette, computer tape,

⁴According to 1990 Census of Population or subsequent special census.

or in tabular form. The data will be in summary form and subject to the same rules prohibiting disclosure of confidential information (including name, address, kind of business, or other data for individual business establishments or companies) as are the regular publications.

Special tabulations are prepared on a cost basis. A request for a cost estimate, as well as exact specifications on the type and format of the data to be provided, should be directed to the Chief, Services Division, Bureau of the Census, Washington, DC 20233.

To discuss a special tabulation before submitting specifications, call 1-800-541-8345.

ABBREVIATIONS AND SYMBOLS

The following abbreviations and symbols are used in this publication:

–	Represents zero.
(D)	Withheld to avoid disclosing data for individual companies; data are included in broader kind-of-business totals.
(IC)	Independent city.
(NA)	Not available.
(NC)	Not comparable.
(X)	Not applicable.
CMSA	Consolidated metropolitan statistical area.
MA	Metropolitan area.
MSA	Metropolitan statistical area.
n.e.c.	Not elsewhere classified.
PMSA	Primary metropolitan statistical area.
pt.	Part.
r	Revised.
SEUA	Standard economic urban area.
SIC	Standard Industrial Classification.

The following symbols are used in this publication to show employment size ranges for employment data that has been withheld to avoid disclosing data for individual companies (employment size range codes are provided for the first time in the 1992 Economic Census):

Symbol	Employment size
AA	0—19
BB	20—99
CC	100—249
EE	250—499
FF	500—999
GG	1,000—2,499
HH	2,500—4,999
II	5,000—9,999
JJ	10,000—24,999
KK	25,000—49,999
LL	50,000—99,999
MM	100,000 or more

Users' Guide for Locating Statistics in This Report by Table Number

Information shown in tables	Table									
	1	2	3	4	5	6	7	8	9	10
GEOGRAPHIC AREAS										
The State	X	X	X						X	X
Metropolitan Areas (MA's) in the State.....							X			
Area of the State not in any MA								X		
Counties in the State				X						X
Places in the State				² X	¹ X	¹ X			² X	
DATA ITEMS³										
Establishments.....	X		X	⁴ X	⁴ X	⁴ X	⁴ X	⁴ X		
Sales	X		X	⁴ X	⁴ X	⁴ X	⁴ X	⁴ X	X	X
Annual payroll	X		X	⁴ X	⁴ X	⁴ X	⁴ X	⁴ X		
First-quarter payroll.....	X									
Paid employees for pay period including March 12, 1992	X		X	⁵ X	⁵ X	⁵ X	⁵ X	⁵ X		
Inventories	X									
Operating expenses	X									
Sales per establishment.....		X								
Sales per employee		X								
Annual payroll per employee.....		X								
Annual payroll as a percent of operating expenses.....		X								
Employees per establishment.....		X								
Operating expenses as a percent of sales		X								
End-of-year inventories as a percent of sales....		X								
1987 to 1992 comparative statistics (sales, payroll, etc.).....			X							
Counties ranked by volume of sales										X
Places ranked by volume of sales.....									² X	

¹Includes areas with 200 wholesale establishments or more.

²Includes places with 2,500 inhabitants or more, according to the 1990 Census of Population.

³See Explanation of Terms, appendix A.

⁴Manufacturers' sales branches and offices, and agents, brokers, and commission merchants are combined and displayed as "other types of operation."

⁵Presented for total and merchant wholesalers only.

Users' Guide for Locating Statistics in the 1992 Census of Wholesale Trade Reports

Report and geographic area	Information shown in reports by kind of business or industry category										
	Number of establishments	Sales (\$1,000)	Payroll (\$1,000)	Number of employees	Inventories (\$1,000)	Operating expenses (\$1,000)	Commodity line sales (\$1,000)	Sales size and employment size ¹	Legal form of organization	Petroleum bulk stations and terminals	Selected topics
GEOGRAPHIC AREA SERIES											
United States	X	X	X	X	X	X	X				
State	X	X	X	X	X	X	X				
MA	X	X	X	X	X						
County	X	X	X	X	X						
Place	X	X	X	X	X						
ESTABLISHMENT AND FIRM SIZE (INCLUDING LEGAL FORM OF ORGANIZATION)											
United States	X	X	² X	² X	² X	² X		X	X		
MEASURES OF VALUE PRODUCED, CAPITAL EXPENDITURES, DEPRECIABLE ASSETS, AND OPERATING EXPENSES											
United States ²		X	X		X	X			X		³ X
COMMODITY LINE SALES											
United States	X	X					X				
State ⁴	X	X					X				
MA ⁴	X	X					X				
MISCELLANEOUS SUBJECTS											
United States	X	X	X	X	X	X				X	⁵ X
State					X	X				X	
County					X	X				X	

¹Establishments and firms.

²Merchant wholesalers only.

³Value produced, capital expenditures, depreciable assets, and selected operating expenses detail.

⁴Available on CD ROM only.

⁵Class of customer; employment by principal activity; detailed type of operation; inventory detail; commissions of agents and brokers; and gross margins, gross profits, and their components of merchant wholesalers.

Contents

Hawaii

[Page numbers listed here omit the prefix that appears as part of the number of each page]

	Page
Introduction to the Economic Census	III
Census of Wholesale Trade	V
Users' Guide for Locating Statistics in This Report by Table Number	VII
Users' Guide for Locating Statistics in the 1992 Census of Wholesale Trade Reports ...	VIII
Summary of Findings	2

FIGURES

1. Percent of Wholesale Sales by Type of Operation: 1992 and 1987	3
2. Wholesale Sales by Industry Group: 1992 and 1987	4
3. Wholesale Employment by Industry Group: 1992 and 1987	5
Maps	6

TABLES

1. Summary Statistics for the State: 1992	7
2. Selected Ratios for the State: 1992	11
3. Comparative Statistics for the State: 1992 and 1987	14
4. Summary Statistics for Counties and for Places With 2,500 Inhabitants or More: 1992	17
5. Summary Statistics for Places With 200 Establishments or More: 1992	18
6. Summary Statistics for Counties With 200 Establishments or More: 1992	20
7. Summary Statistics for Metropolitan Areas: 1992	20
8. Summary Statistics for the Area Outside Metropolitan Areas: 1992	22
9. Places With 2,500 Inhabitants or More Ranked by Volume of Sales: 1992	23
10. Counties Ranked by Volume of Sales: 1992	24

APPENDIXES

A. General Explanation	A-1
B. Sample Report Form and Instructions	B-1
C. Kind-of-Business Titles and Reporting-Form Numbers	C-1
D. Metropolitan Areas	D-1
E. Percent of Sales Data Based on Administrative Records and Estimation for the State: 1992	E-1
F. Geographic Notes	F-1
G. Establishments in Business Any Time During Year and Establishments in Business at End of Year for the State: 1992 and 1987	G-1

Publication Program Inside back cover

Summary of Findings

Hawaii had 2,202 wholesale establishments in 1992 with \$8.0 billion in sales. This represents a 10.2 percent increase in wholesale establishments and a 49.2 percent increase in sales over 1987 according to the 1992 Census of Wholesale Trade conducted by the Bureau of the Census, U.S. Department of Commerce.

Merchant wholesalers accounted for 85.6 percent or 1,885 of the total establishments and 66.7 percent or \$5.3 billion of the total sales in 1992 compared with 86.0 percent of the establishments and 70.2 percent of the sales in 1987. Manufacturers' sales branches and offices with 141 establishments and \$1.8 billion in sales and agents, brokers, and commission merchants with 176 establishments and \$817.4 million in sales made up the rest of the wholesale trade total in 1992.

Petroleum bulk stations and terminals were the largest group of wholesalers by kind of business in terms of sales with \$870.7 million followed by general-line groceries wholesalers with \$376.6 million and drugs, drug proprietaries, and druggists' sundries wholesalers with \$349.7 million. Out of 69 kind of business groups, these three accounted for 20.0 percent of the total sales in the State.

Annual payroll for all wholesalers in the State was up from \$415.1 million in 1987 to \$624.5 million in 1992. Merchant wholesalers had annual payroll of \$509.5 million in 1992 while manufacturers' sales branches and offices recorded \$92.5 million and agents, brokers, and commission merchants had \$22.5 million.

Employment by all wholesalers in Hawaii as of mid-March 1992 was 23,308, an increase of 15.6 percent since 1987. Merchant wholesalers with 20,155 employees accounted for 86.5 percent of the total wholesale employment in 1992 compared with 87.4 percent in 1987.

Inventories of \$787.8 million were held at wholesale establishments in the State at the end of 1992. Merchant wholesalers held 86.8 percent of these inventories while manufacturers' sales branches and sales offices held 13.0 percent and agent, brokers, and commission merchants held .2 percent. Inventories of all wholesalers decreased during 1992 by .8 percent while those of merchant wholesalers remained unchanged.

Payroll per employee in the State averaged \$26.8 thousand for all wholesalers in 1992, an increase of 30.1 percent since 1987. Merchant wholesalers averaged \$25.3 thousand per employee while manufacturers' sales branches and offices was \$39.0 thousand and agents, brokers, and commission merchants were \$28.9 thousand in 1992.

Annual payroll as a percent of operating expenses for all wholesalers decreased from 47.0 percent in 1987 to 46.9 percent in 1992. The ratio for merchant wholesalers was 46.6 percent; for manufacturers' sales branches and offices it was 48.2 percent; and for agents, brokers and commission merchants it was 48.0 percent.

Figure 1. **Percent of Wholesale Sales by Type of Operation: 1992 and 1987**
(Percents may not add to 100 because of rounding. For meaning of abbreviations and symbols, see introductory text)

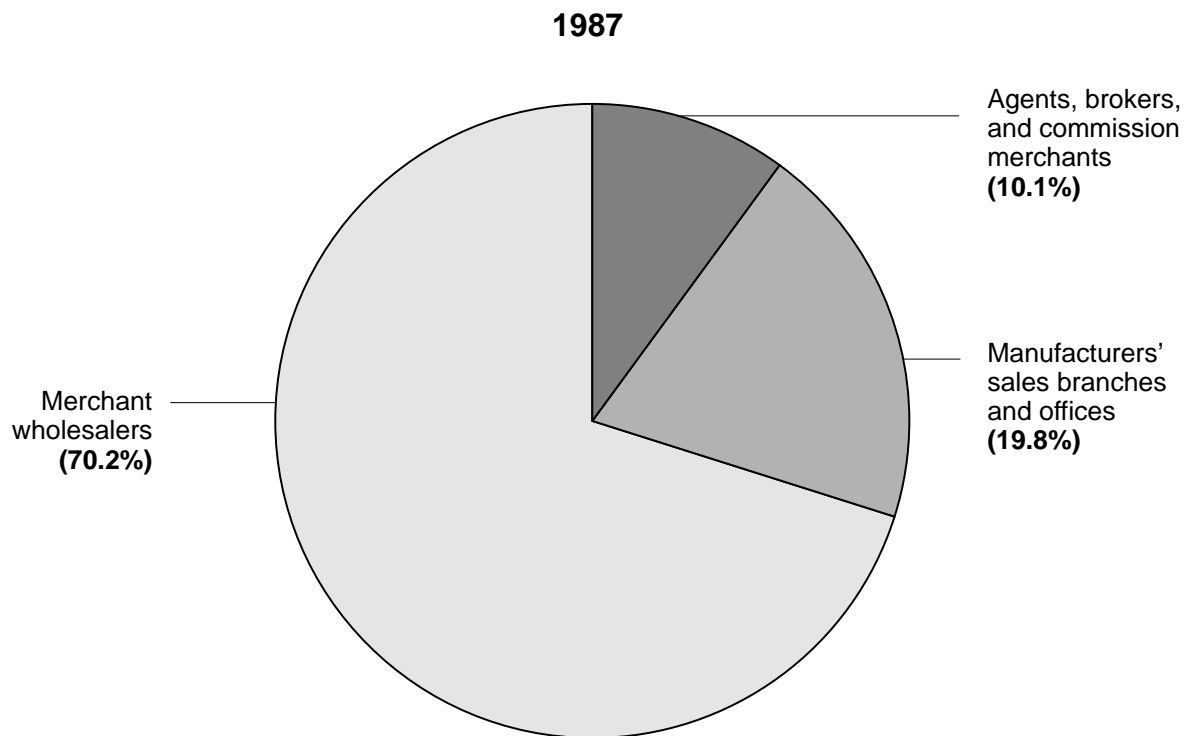
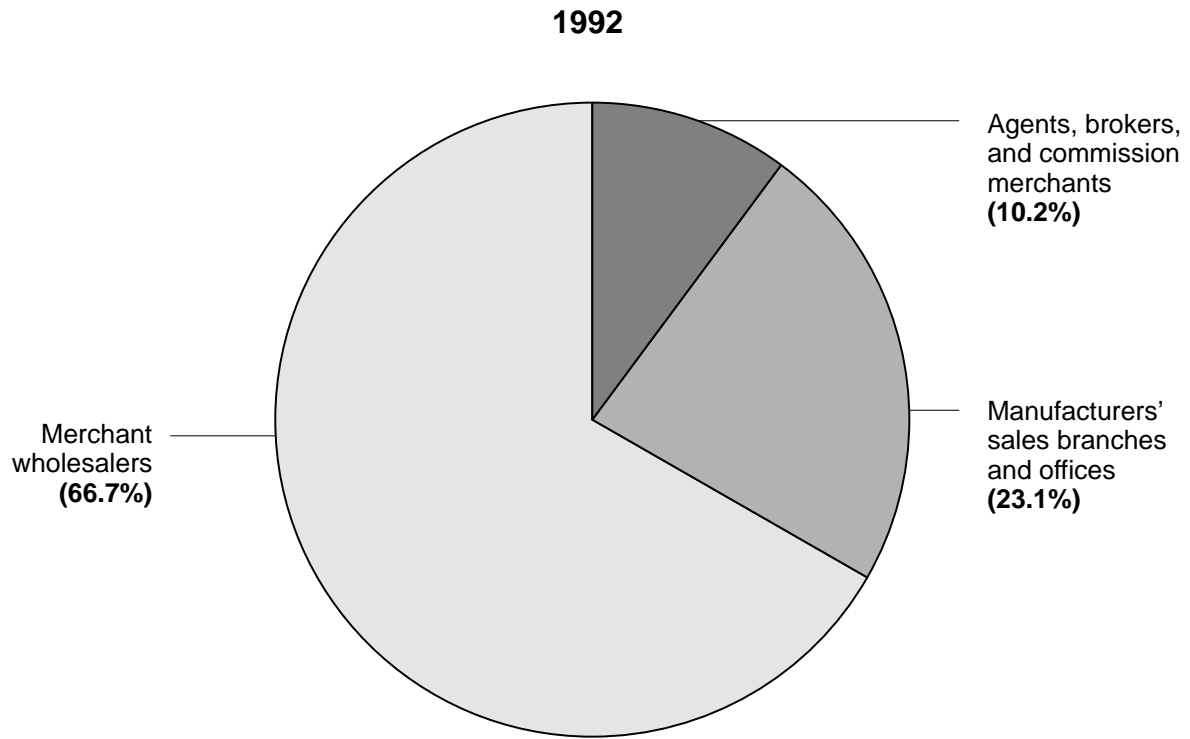




Figure 2. **Wholesale Sales by Industry Group: 1992 and 1987**
 (Millions of dollars. For meaning of abbreviations and symbols, see introductory text)

1992 
 1987 

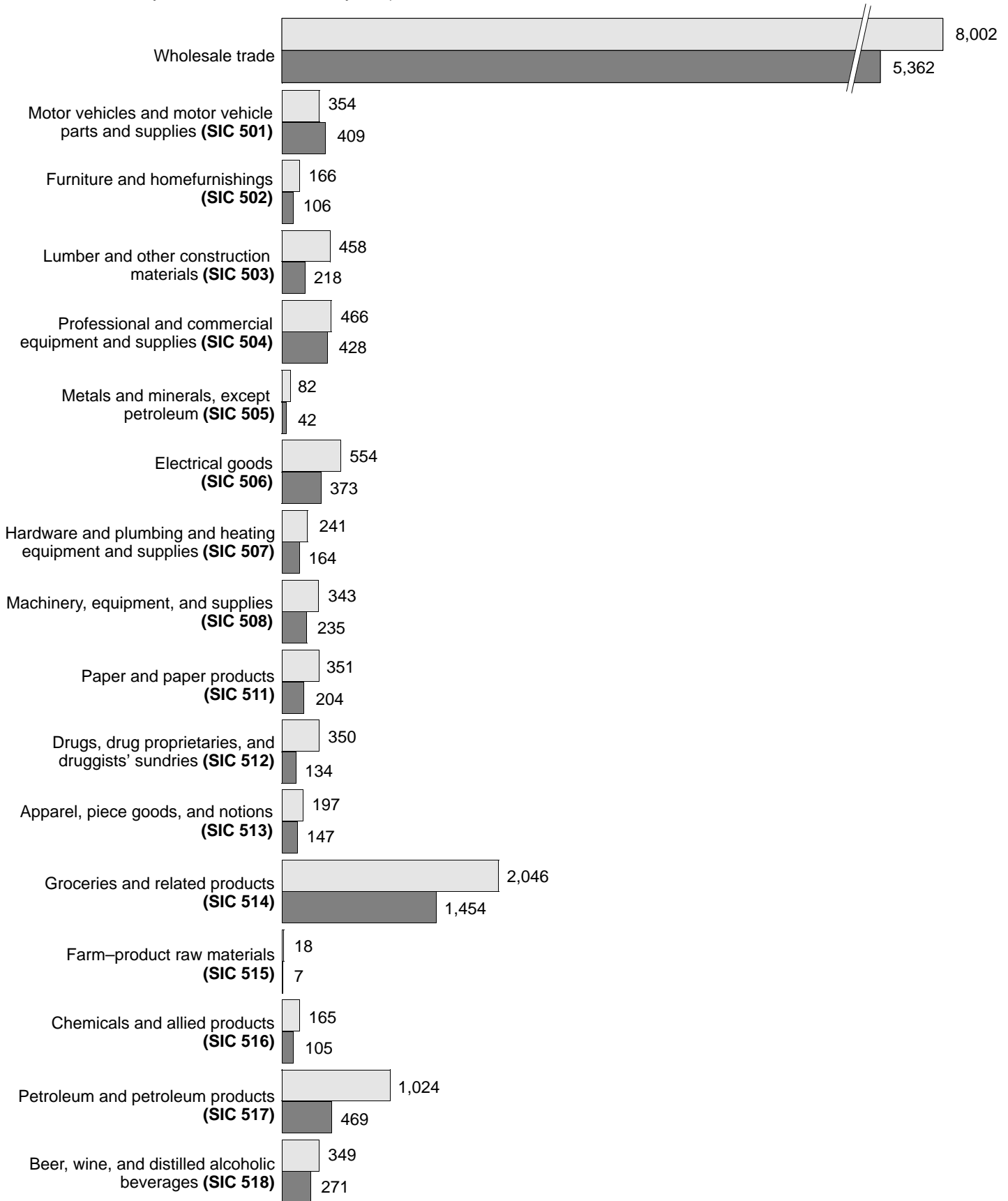




Figure 3. **Wholesale Employment by Industry Group: 1992 and 1987**
 (Number. For meaning of abbreviations and symbols, see introductory text)

1992 
 1987 

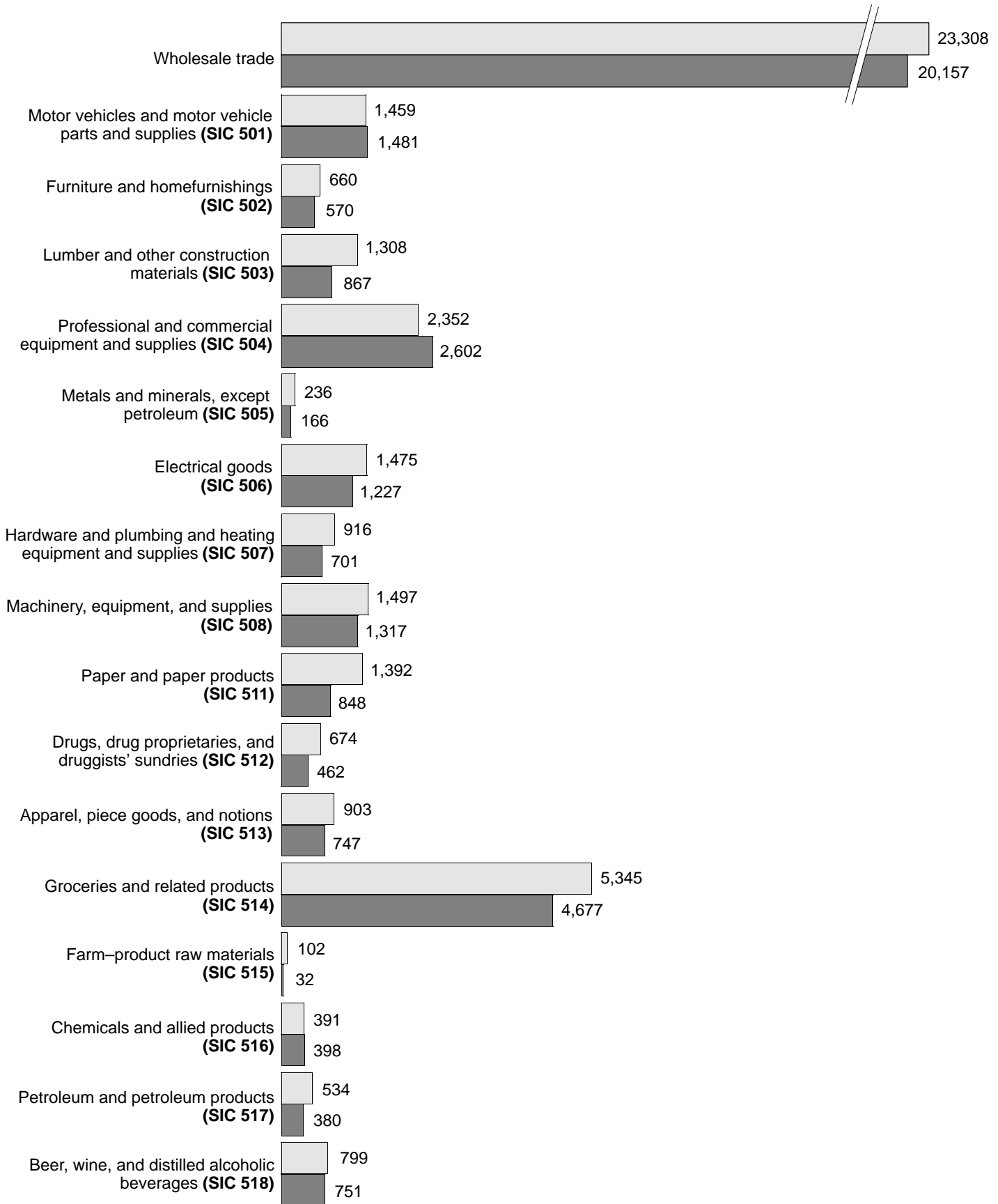




Table 1. Summary Statistics for the State: 1992

[For meaning of abbreviations and symbols, see introductory text. For explanation of terms and comparability of 1987 and 1992 censuses, see appendix A]

SIC code	Type of operation and kind of business	Establishments (number)	Sales (\$1,000)	Annual payroll (\$1,000)	First-quarter payroll (\$1,000)	Paid employees for pay period including March 12 (number)	Operating expenses (\$1,000)	End-of-1991 inventories (\$1,000)	End-of-1992 inventories (\$1,000)
	Wholesale trade	2 202	8 001 621	624 541	150 772	23 308	1 332 892	794 259	787 828
	TYPES OF OPERATION								
	Merchant wholesalers	1 885	5 334 775	509 496	122 002	20 155	1 094 090	683 990	683 764
	Wholesale distributors and jobbers	1 696	4 858 745	460 429	110 326	18 160	978 094	609 897	607 450
	Importers	147	357 880	37 233	8 850	1 476	85 763	64 236	66 184
	Exporters	31	88 178	7 890	1 899	319	22 613	9 161	9 319
	Terminal grain elevators	-	-	-	-	-	-	-	-
	Country grain elevators	-	-	-	-	-	-	-	-
	Assemblers of farm products, except country grain elevators	11	29 972	3 944	927	200	7 620	696	811
	Manufacturers' sales branches and sales offices	141	1 849 467	92 501	23 264	2 372	191 795	108 419	102 426
	Sales branches (with stock)	101	1 547 868	79 917	19 947	2 061	162 431	108 419	102 426
	Sales offices (without stock)	40	301 599	12 584	3 317	311	29 364	-	-
	Agents, brokers, and commission merchants	176	817 379	22 544	5 506	781	47 007	1 850	1 638
	Auction companies	-	-	-	-	-	-	-	-
	Brokers	28	281 752	7 032	1 719	245	12 198	110	41
	Commission merchants	33	221 351	3 812	741	128	11 558	186	74
	Import agents	1	(D)	(D)	(D)	AA	(D)	(D)	(D)
	Export agents	5	(D)	(D)	(D)	AA	(D)	(D)	(D)
	Manufacturers' agents	109	302 336	11 175	2 925	390	22 387	1 554	1 523
	TYPES OF OPERATION BY KIND OF BUSINESS								
	Wholesale trade	2 202	8 001 621	624 541	150 772	23 308	1 332 892	794 259	787 828
50	Durable goods	1 131	3 061 292	327 056	80 080	11 152	681 346	444 919	439 439
501	Motor vehicles and motor vehicle parts and supplies	121	354 209	35 545	8 301	1 459	85 697	86 218	86 310
5012	Automobiles and other motor vehicles	19	155 332	6 543	1 525	164	26 118	38 729	34 949
5013	Motor vehicle supplies and new parts	78	162 776	23 787	5 493	1 080	48 659	42 588	46 375
5014	Tires and tubes	16	34 038	4 804	1 173	186	9 670	4 607	4 687
5015	Motor vehicle parts, used	8	2 063	411	110	29	1 250	294	299
502	Furniture and homefurnishings	80	166 265	16 893	4 021	660	37 720	21 303	20 034
5021	Furniture	32	71 937	8 773	1 946	294	17 417	5 752	5 322
5023	Homefurnishings	48	94 328	8 120	2 075	366	20 303	15 551	14 712
503	Lumber and other construction materials	123	457 866	40 531	9 282	1 308	78 192	58 714	63 639
5031	Lumber, plywood, millwork, and wood panels	48	256 594	27 109	6 232	852	48 365	40 959	45 105
5032	Brick, stone, and related construction materials	29	117 157	2 905	826	110	8 548	9 765	9 677
5033	Roofing, siding, and insulation materials	15	35 232	3 491	748	112	7 613	3 991	5 079
5039	Construction materials, n.e.c.	31	48 883	7 026	1 476	234	13 666	3 999	3 778
504	Professional and commercial equipment and supplies	181	465 861	81 506	20 667	2 352	151 085	41 282	42 263
5043	Photographic equipment and supplies	13	(D)	(D)	(D)	CC	(D)	(D)	(D)
5044	Office equipment	33	98 308	23 532	5 782	728	40 936	7 974	7 835
5045	Computers and computer peripheral equipment and software	49	177 123	35 348	9 461	790	65 021	15 192	13 464
5046	Commercial equipment, n.e.c.	30	34 474	4 774	1 021	184	9 657	3 418	4 448
5047	Medical, dental, and hospital equipment and supplies	39	67 796	8 101	1 935	244	15 936	5 676	7 391
5048	Ophthalmic goods	8	8 357	2 044	466	107	3 696	1 316	1 370
5049	Professional equipment and supplies, n.e.c.	9	(D)	(D)	(D)	CC	(D)	(D)	(D)
505	Metals and minerals, except petroleum	23	81 988	7 993	1 984	236	16 718	6 538	6 909
5051	Metals service centers and offices	23	81 988	7 993	1 984	236	16 718	6 538	6 909
5052	Coal and other minerals and ores	-	-	-	-	-	-	-	-
506	Electrical goods	130	553 741	48 981	12 475	1 475	107 971	65 401	65 838
5063	Electrical apparatus and equipment, wiring supplies, and construction materials	67	254 139	21 362	5 804	596	39 912	26 652	25 252
5064	Electrical appliances, television and radio sets	32	159 560	12 066	2 872	402	32 065	28 050	26 493
5065	Electronic parts and equipment, n.e.c.	31	140 042	15 553	3 799	477	35 994	10 699	14 093
507	Hardware, and plumbing and heating equipment and supplies	107	241 480	24 202	5 838	916	48 922	36 565	29 177
5072	Hardware	44	97 272	11 035	2 573	446	21 648	13 035	10 263
5074	Plumbing and heating equipment and supplies (hydronics)	44	107 803	9 520	2 479	363	19 946	17 655	13 243
5075	Warm air heating and air-conditioning equipment and supplies	12	27 238	2 487	557	69	4 840	4 524	4 491
5078	Refrigeration equipment and supplies	7	9 167	1 160	229	38	2 488	1 351	1 180
508	Machinery, equipment, and supplies	153	343 191	45 243	11 125	1 497	89 133	89 816	84 288
5082	Construction and mining (except petroleum) machinery and equipment	16	134 504	13 002	3 114	405	25 074	56 154	50 990
5083	Farm and garden machinery and equipment	14	40 906	6 637	1 742	172	12 395	9 780	10 053
5084	Industrial machinery and equipment	39	68 599	9 678	2 387	328	20 321	8 005	7 381
5085	Industrial supplies	50	67 503	10 703	2 687	354	20 900	11 490	11 606
5087	Service establishment equipment and supplies	26	25 704	4 634	1 047	205	8 990	3 557	3 683
5088	Transportation equipment and supplies, except motor vehicles	8	5 975	589	148	33	1 453	830	575
509	Miscellaneous durable goods	213	396 691	26 162	6 387	1 249	65 908	39 082	40 981
5091	Sporting and recreational goods and supplies	39	63 253	4 741	1 120	211	11 769	8 945	8 986
5092	Toys and hobby goods and supplies	22	25 495	2 339	621	131	6 282	3 715	3 836
5093	Scrap and waste materials	20	30 289	3 578	914	160	8 371	4 218	4 493
5094	Jewelry, watches, precious stones, and precious metals	87	94 825	9 065	2 244	478	22 129	15 590	17 050
5099	Durable goods, n.e.c.	45	182 829	6 439	1 488	269	17 357	6 614	6 616

WHOLESALE TRADE—GEOGRAPHIC AREA SERIES

HAWAII HI-7

Table 1. **Summary Statistics for the State: 1992** —Con.

[For meaning of abbreviations and symbols, see introductory text. For explanation of terms and comparability of 1987 and 1992 censuses, see appendix A]

SIC code	Type of operation and kind of business	Estab-lish-ments (number)	Sales (\$1,000)	Annual payroll (\$1,000)	First-quarter payroll (\$1,000)	Paid employees for pay period including March 12 (number)	Operating expenses (\$1,000)	End-of-1991 inventories (\$1,000)	End-of-1992 inventories (\$1,000)
TYPES OF OPERATION BY KIND OF BUSINESS									
—Con.									
Merchant wholesalers —Con.									
50	Durable goods —Con.								
507	Hardware, and plumbing and heating equipment and supplies	89	195 222	21 649	5 135	852	43 710	35 537	28 118
5072	Hardware	33	(D)	(D)	(D)	EE	(D)	(D)	(D)
5074	Plumbing and heating equipment and supplies (hydronics)	39	(D)	(D)	(D)	EE	(D)	(D)	(D)
5075	Warm air heating and air-conditioning equipment and supplies	10	(D)	(D)	(D)	BB	(D)	(D)	(D)
5078	Refrigeration equipment and supplies	7	9 167	1 160	229	38	2 488	1 351	1 180
508	Machinery, equipment, and supplies	139	313 747	42 127	10 346	1 410	82 102	87 694	82 145
5082	Construction and mining (except petroleum) machinery and equipment	14	(D)	(D)	(D)	EE	(D)	(D)	(D)
5083	Farm and garden machinery and equipment	14	40 906	6 637	1 742	172	12 395	9 780	10 053
5084	Industrial machinery and equipment	33	(D)	(D)	(D)	EE	(D)	(D)	(D)
5085	Industrial supplies	46	(D)	(D)	(D)	EE	(D)	(D)	(D)
5087	Service establishment equipment and supplies	24	(D)	(D)	(D)	CC	(D)	(D)	(D)
5088	Transportation equipment and supplies, except motor vehicles	8	5 975	589	148	33	1 453	830	575
509	Miscellaneous durable goods	193	228 783	24 703	5 989	1 197	58 494	38 265	40 400
5091	Sporting and recreational goods and supplies	33	47 514	4 335	1 050	199	10 601	8 458	8 529
5092	Toys and hobby goods and supplies	20	(D)	(D)	(D)	CC	(D)	(D)	(D)
5093	Scrap and waste materials	20	30 289	3 578	914	160	8 371	4 218	4 493
5094	Jewelry, watches, precious stones, and precious metals	82	87 144	8 785	2 083	466	21 430	15 398	16 954
5099	Durable goods, n.e.c.	38	(D)	(D)	(D)	CC	(D)	(D)	(D)
51	Nondurable goods	900	3 131 922	245 261	58 236	10 498	543 589	285 323	291 331
511	Paper and paper products	85	278 777	29 536	7 293	1 201	59 950	31 563	31 514
5111	Printing and writing paper	5	(D)	(D)	(D)	BB	(D)	(D)	(D)
5112	Stationery and office supplies	54	(D)	(D)	(D)	FF	(D)	(D)	(D)
5113	Industrial and personal service paper	26	158 799	14 047	3 471	539	30 289	15 243	14 616
512	Drugs, drug proprietaries, and druggists' sundries	41	311 636	14 041	3 158	591	32 354	47 862	48 785
5122	Drugs, drug proprietaries, and druggists' sundries	41	311 636	14 041	3 158	591	32 354	47 862	48 785
513	Apparel, piece goods, and notions	110	158 936	18 533	4 265	849	41 107	19 219	22 504
5131	Piece goods, notions, and other dry goods	24	(D)	(D)	(D)	CC	(D)	(D)	(D)
5136	Men's and boys' clothing and furnishings	40	(D)	(D)	(D)	EE	(D)	(D)	(D)
5137	Women's, children's, and infants' clothing and accessories	35	(D)	(D)	(D)	CC	(D)	(D)	(D)
5139	Footwear	11	(D)	(D)	(D)	BB	(D)	(D)	(D)
514	Groceries and related products	336	1 449 187	106 331	25 366	4 658	233 322	107 589	110 306
5141	Groceries, general line	42	208 986	15 078	3 831	667	31 788	22 543	22 741
5142	Packaged frozen foods	43	261 093	17 576	4 149	703	37 409	21 440	18 746
5143	Dairy products, except dried or canned	8	(D)	(D)	(D)	BB	(D)	(D)	(D)
5144	Poultry and poultry products	7	(D)	(D)	(D)	CC	(D)	(D)	(D)
5145	Confectionery	22	59 328	5 702	1 270	265	10 315	7 042	7 542
5146	Fish and seafoods	44	106 751	7 779	1 848	401	18 285	4 634	5 225
5147	Meats and meat products	25	(D)	(D)	(D)	EE	(D)	(D)	(D)
5148	Fresh fruits and vegetables	54	208 731	18 172	3 751	745	38 289	2 788	3 382
5149	Groceries and related products, n.e.c.	91	394 332	28 297	7 063	1 256	65 847	33 267	35 262
515	Farm-product raw materials	13	18 102	1 684	364	102	4 279	790	725
5153	Grain and field beans	4	8 425	550	81	32	1 285	152	66
5154	Livestock	3	(D)	(D)	(D)	AA	(D)	(D)	(D)
5159	Farm-product raw materials, n.e.c.	6	(D)	(D)	(D)	BB	(D)	(D)	(D)
516	Chemicals and allied products	30	37 004	5 467	1 227	185	11 150	6 640	6 491
5162	Plastics materials and basic forms and shapes	10	(D)	(D)	(D)	BB	(D)	(D)	(D)
5169	Chemicals and allied products, n.e.c.	20	(D)	(D)	(D)	CC	(D)	(D)	(D)
517	Petroleum and petroleum products	31	180 797	10 859	2 395	297	32 558	6 318	6 518
5171	Petroleum bulk stations and terminals	14	93 569	4 955	1 113	141	15 992	3 409	3 996
5172	Petroleum and petroleum products wholesalers, except bulk stations and terminals	17	87 228	5 904	1 282	156	16 566	2 909	2 522
518	Beer, wine, and distilled alcoholic beverages	34	(D)	(D)	(D)	FF	(D)	(D)	(D)
5181	Beer and ale	16	(D)	(D)	(D)	FF	(D)	(D)	(D)
5182	Wine and distilled alcoholic beverages	18	(D)	(D)	(D)	CC	(D)	(D)	(D)
519	Miscellaneous nondurable goods	220	(D)	(D)	(D)	GG	(D)	(D)	(D)
5191	Farm supplies	43	(D)	(D)	(D)	CC	(D)	(D)	(D)
5192	Books, periodicals, and newspapers	20	(D)	(D)	(D)	EE	(D)	(D)	(D)
5193	Flowers, nursery stock, and florists' supplies	46	(D)	(D)	(D)	EE	(D)	(D)	(D)
5194	Tobacco and tobacco products	9	(D)	(D)	(D)	EE	(D)	(D)	(D)
5198	Paints, varnishes, and supplies	11	6 408	1 197	306	63	2 465	1 553	1 098
5199	Nondurable goods, n.e.c.	91	(D)	(D)	(D)	EE	(D)	(D)	(D)
Manufacturers' sales branches and sales offices		141	1 849 467	92 501	23 264	2 372	191 795	108 419	102 426
50	Durable goods	51	513 851	53 737	13 942	1 202	108 557	45 319	46 297
501	Motor vehicles and motor vehicle parts and supplies	3	10 006	661	175	19	2 064	673	708
502	Furniture and homefurnishings	4	28 928	1 883	554	57	3 661	7 721	7 152
503	Lumber and other construction materials	6	124 287	2 235	537	85	5 262	8 662	8 638
504	Professional and commercial equipment and supplies	17	187 742	34 366	8 996	602	61 277	10 634	10 822
505	Metals and minerals, except petroleum	1	(D)	(D)	(D)	AA	(D)	(D)	(D)
506	Electrical goods	9	127 877	10 807	2 688	347	27 802	14 336	15 720

Table 1. Summary Statistics for the State: 1992 —Con.

[For meaning of abbreviations and symbols, see introductory text. For explanation of terms and comparability of 1987 and 1992 censuses, see appendix A]

SIC code	Type of operation and kind of business	Estab-lish-ments (number)	Sales (\$1,000)	Annual payroll (\$1,000)	First-quarter payroll (\$1,000)	Paid employees for pay period including March 12 (number)	Operating expenses (\$1,000)	End-of-1991 inventories (\$1,000)	End-of-1992 inventories (\$1,000)
TYPES OF OPERATION BY KIND OF BUSINESS — Con.									
Manufacturers' sales branches and sales offices — Con.									
50	Durable goods — Con.								
507	Hardware, and plumbing and heating equipment and supplies -----	3	7 059	1 074	307	20	2 048	1 018	1 037
508	Machinery, equipment, and supplies -----	6	20 239	2 536	634	65	5 776	1 871	1 940
509	Miscellaneous durable goods -----	2	(D)	(D)	(D)	AA	(D)	(D)	(D)
51	Nondurable goods -----	90	1 335 616	38 764	9 322	1 170	83 238	63 100	56 129
511	Paper and paper products -----	11	64 286	6 051	1 468	184	10 864	4 082	3 993
512	Drugs, drug proprietaries, and druggists' sundries -----	3	27 876	2 016	516	65	4 157	2 219	2 281
513	Apparel, piece goods, and notions -----	2	(D)	(D)	(D)	BB	(D)	(D)	(D)
514	Groceries and related products -----	27	214 752	11 063	2 546	329	22 018	6 931	9 052
515	Farm-product raw materials -----	—	—	—	—	—	—	—	—
516	Chemicals and allied products -----	12	(D)	(D)	(D)	CC	(D)	(D)	(D)
517	Petroleum and petroleum products -----	23	(D)	(D)	(D)	CC	(D)	(D)	(D)
518	Beer, wine, and distilled alcoholic beverages -----	1	(D)	(D)	(D)	AA	(D)	(D)	(D)
519	Miscellaneous nondurable goods -----	11	61 825	4 498	1 105	154	10 397	7 792	7 303
	Agents, brokers, and commission merchants ----	176	817 379	22 544	5 506	781	47 007	1 850	1 638
50	Durable goods -----	95	344 588	9 084	2 372	293	22 288	933	709
501	Motor vehicles and motor vehicle parts and supplies -----	—	—	—	—	—	—	—	—
502	Furniture and homefurnishings -----	15	32 080	657	167	32	1 726	64	62
503	Lumber and other construction materials -----	4	584	81	34	6	148	51	—
504	Professional and commercial equipment and supplies -----	11	10 871	1 486	344	46	2 707	4	11
505	Metals and minerals, except petroleum -----	3	(D)	(D)	(D)	AA	(D)	(D)	(D)
506	Electrical goods -----	21	78 303	3 226	870	91	5 906	48	19
507	Hardware, and plumbing and heating equipment and supplies -----	15	39 199	1 479	396	44	3 164	10	22
508	Machinery, equipment, and supplies -----	8	9 205	580	145	22	1 255	251	203
509	Miscellaneous durable goods -----	18	(D)	(D)	(D)	BB	(D)	(D)	(D)
51	Nondurable goods -----	81	472 791	13 460	3 134	488	24 719	917	929
511	Paper and paper products -----	4	7 661	145	40	7	416	1	1
512	Drugs, drug proprietaries, and druggists' sundries -----	6	10 204	441	109	18	817	10	13
513	Apparel, piece goods, and notions -----	13	(D)	(D)	(D)	BB	(D)	(D)	(D)
514	Groceries and related products -----	41	382 398	10 274	2 387	358	18 304	830	885
515	Farm-product raw materials -----	—	—	—	—	—	—	—	—
516	Chemicals and allied products -----	2	(D)	(D)	(D)	BB	(D)	(D)	(D)
517	Petroleum and petroleum products -----	2	(D)	(D)	(D)	AA	(D)	(D)	(D)
518	Beer, wine, and distilled alcoholic beverages -----	2	(D)	(D)	(D)	AA	(D)	(D)	(D)
519	Miscellaneous nondurable goods -----	11	(D)	(D)	(D)	BB	(D)	(D)	(D)

Table 2. Selected Ratios for the State: 1992 – Con.

[For meaning of abbreviations and symbols, see introductory text. For explanation of terms and comparability of 1987 and 1992 censuses, see appendix A]

SIC code	Type of operation and kind of business	Sales		Annual payroll		Employees per establishment ¹ (number)	Operating expenses as percent of sales	End-of-1992 inventories as percent of sales
		Per establishment (dollars)	Per employee ¹ (dollars)	Per employee ¹ (dollars)	As percent of operating expenses			
Wholesale trade — Con.								
51	Nondurable goods — Con.							
517	Petroleum and petroleum products -----	18 279 554	1 916 957	36 047	36.0	10	5.2	3.4
5171	Petroleum bulk stations and terminals -----	27 208 313	2 568 336	37 448	39.8	11	3.7	3.7
5172	Petroleum and petroleum products wholesalers, except bulk stations and terminals -----	6 374 542	784 559	33 610	30.4	8	14.1	1.7
518	Beer, wine, and distilled alcoholic beverages -----	9 422 054	436 315	30 533	46.3	22	15.1	9.1
5181	Beer and ale -----	14 066 389	457 857	30 958	45.2	31	15.0	6.3
5182	Wine and distilled alcoholic beverages -----	5 022 158	387 890	29 577	49.2	13	15.5	16.4
519	Miscellaneous nondurable goods -----	1 823 285	218 867	19 958	44.4	8	20.5	9.1
5191	Farm supplies -----	1 994 340	305 880	22 371	39.9	7	18.3	14.7
5192	Books, periodicals, and newspapers -----	3 361 727	229 683	19 394	39.4	15	21.5	5.5
5193	Flowers, nursery stock, and florists' supplies -----	764 574	80 391	15 633	52.0	10	37.4	10.5
5194	Tobacco and tobacco products -----	12 356 000	407 789	24 201	46.4	30	12.8	5.2
5198	Paints, varnishes, and supplies -----	984 000	149 739	23 500	49.4	7	31.8	14.3
5199	Nondurable goods, n.e.c. -----	952 414	179 257	19 418	44.9	5	24.1	9.8
	Merchant wholesalers -----	2 830 119	264 687	25 279	46.6	11	20.5	12.8
50	Durable goods -----	2 236 399	228 109	27 362	48.0	10	25.0	17.8
501	Motor vehicles and motor vehicle parts and supplies -----	2 916 975	239 030	24 225	41.7	12	24.3	24.9
5012	Automobiles and other motor vehicles -----	8 175 368	947 146	39 896	25.1	9	16.8	22.5
5013	Motor vehicle supplies and new parts -----	2 086 872	150 719	22 025	48.9	9	29.9	28.5
5014	Tires and tubes -----	1 848 615	143 904	24 808	54.5	13	31.6	16.6
5015	Motor vehicle parts, used -----	257 875	71 138	14 172	32.9	4	60.6	14.5
502	Furniture and homefurnishings -----	1 725 525	184 338	25 137	44.4	9	30.7	12.2
5021	Furniture -----	2 220 739	185 735	30 378	50.8	12	32.2	10.3
5023	Homefurnishings -----	1 425 789	183 041	20 267	37.7	8	29.3	13.9
503	Lumber and other construction materials -----	2 946 858	273 620	31 401	52.5	11	21.9	16.5
5031	Lumber, plywood, millwork, and wood panels -----	(D)	(D)	(D)	(D)	(D)	(D)	(D)
5032	Brick, stone, and related construction materials -----	(D)	(D)	(D)	(D)	(D)	(D)	(D)
5033	Roofing, siding, and insulation materials -----	2 348 800	314 571	31 170	45.9	7	21.6	14.4
5039	Construction materials, n.e.c. -----	1 525 423	197 318	32 030	50.4	8	32.2	8.9
504	Professional and commercial equipment and supplies -----	1 746 719	156 836	26 792	52.4	11	32.6	11.8
5043	Photographic equipment and supplies -----	(D)	(D)	(D)	(D)	(D)	(D)	(D)
5044	Office equipment -----	(D)	(D)	(D)	(D)	(D)	(D)	(D)
5045	Computers and computer peripheral equipment and software -----	1 977 125	186 082	30 240	51.5	11	31.6	9.1
5046	Commercial equipment, n.e.c. -----	(D)	(D)	(D)	(D)	(D)	(D)	(D)
5047	Medical, dental, and hospital equipment and supplies -----	1 636 393	260 335	29 295	45.8	6	24.6	13.4
5048	Ophthalmic goods -----	(D)	(D)	(D)	(D)	(D)	(D)	(D)
5049	Professional equipment and supplies, n.e.c. -----	(D)	(D)	(D)	(D)	(D)	(D)	(D)
505	Metals and minerals, except petroleum -----	3 570 368	296 231	33 633	47.9	12	23.7	10.1
5051	Metals service centers and offices -----	3 570 368	296 231	33 633	47.9	12	23.7	10.1
5052	Coal and other minerals and ores -----	--	--	--	--	--	--	--
506	Electrical goods -----	3 475 610	335 160	33 701	47.1	10	21.4	14.4
5063	Electrical apparatus and equipment, wiring supplies, and construction materials -----	3 345 653	335 936	36 047	52.7	10	20.4	15.4
5064	Electrical appliances, television and radio sets -----	(D)	(D)	(D)	(D)	(D)	(D)	(D)
5065	Electronic parts and equipment, n.e.c. -----	(D)	(D)	(D)	(D)	(D)	(D)	(D)
507	Hardware, and plumbing and heating equipment and supplies -----	2 193 506	229 134	25 410	49.5	10	22.4	14.4
5072	Hardware -----	(D)	(D)	(D)	(D)	(D)	(D)	(D)
5074	Plumbing and heating equipment and supplies (hydronics) -----	(D)	(D)	(D)	(D)	(D)	(D)	(D)
5075	Warm air heating and air-conditioning equipment and supplies -----	(D)	(D)	(D)	(D)	(D)	(D)	(D)
5078	Refrigeration equipment and supplies -----	1 309 571	241 237	30 526	46.6	5	27.1	12.9
508	Machinery, equipment, and supplies -----	2 257 173	222 516	29 877	51.3	10	26.2	26.2
5082	Construction and mining (except petroleum) machinery and equipment -----	(D)	(D)	(D)	(D)	(D)	(D)	(D)
5083	Farm and garden machinery and equipment -----	2 921 857	237 826	38 587	53.5	12	30.3	24.6
5084	Industrial machinery and equipment -----	(D)	(D)	(D)	(D)	(D)	(D)	(D)
5085	Industrial supplies -----	(D)	(D)	(D)	(D)	(D)	(D)	(D)
5087	Service establishment equipment and supplies -----	(D)	(D)	(D)	(D)	(D)	(D)	(D)
5088	Transportation equipment and supplies, except motor vehicles -----	746 875	181 061	17 848	40.5	4	24.3	9.6
509	Miscellaneous durable goods -----	1 185 404	191 130	20 637	42.2	6	25.6	17.7
5091	Sporting and recreational goods and supplies -----	1 439 818	238 764	21 784	40.9	6	22.3	18.0
5092	Toys and hobby goods and supplies -----	(D)	(D)	(D)	(D)	(D)	(D)	(D)
5093	Scrap and waste materials -----	1 514 450	189 306	22 363	42.7	8	27.6	14.8
5094	Jewelry, watches, precious stones, and precious metals -----	1 062 732	187 004	18 852	41.0	6	24.6	19.5
5099	Durable goods, n.e.c. -----	(D)	(D)	(D)	(D)	(D)	(D)	(D)
51	Nondurable goods -----	3 479 913	298 335	23 363	45.1	12	17.4	9.3
511	Paper and paper products -----	3 279 729	232 121	24 593	49.3	14	21.5	11.3
5111	Printing and writing paper -----	(D)	(D)	(D)	(D)	(D)	(D)	(D)
5112	Stationery and office supplies -----	(D)	(D)	(D)	(D)	(D)	(D)	(D)
5113	Industrial and personal service paper -----	6 107 654	294 618	26 061	46.4	21	19.1	9.2
512	Drugs, drug proprietaries, and druggists' sundries -----	7 600 878	527 303	23 758	43.4	14	10.4	15.7
5122	Drugs, drug proprietaries, and druggists' sundries -----	7 600 878	527 303	23 758	43.4	14	10.4	15.7
513	Apparel, piece goods, and notions -----	1 444 873	187 204	21 829	45.1	8	25.9	14.2
5131	Piece goods, notions, and other dry goods -----	(D)	(D)	(D)	(D)	(D)	(D)	(D)
5136	Men's and boys' clothing and furnishings -----	(D)	(D)	(D)	(D)	(D)	(D)	(D)
5137	Women's, children's, and infants' clothing and accessories -----	(D)	(D)	(D)	(D)	(D)	(D)	(D)
5139	Footwear -----	(D)	(D)	(D)	(D)	(D)	(D)	(D)

See footnotes at end of table.

Table 2. Selected Ratios for the State: 1992 – Con.

[For meaning of abbreviations and symbols, see introductory text. For explanation of terms and comparability of 1987 and 1992 censuses, see appendix A]

SIC code	Type of operation and kind of business	Sales		Annual payroll		Employees per establishment ¹ (number)	Operating expenses as percent of sales	End-of-1992 inventories as percent of sales
		Per establishment (dollars)	Per employee ¹ (dollars)	Per employee ¹ (dollars)	As percent of operating expenses			
51	Merchant wholesalers – Con.							
51	Nondurable goods – Con.							
514	Groceries and related products -----	4 313 057	311 118	22 828	45.6	14	16.1	7.6
5141	Groceries, general line -----	4 975 857	313 322	22 606	47.4	16	15.2	10.9
5142	Packaged frozen foods -----	6 071 930	371 398	25 001	47.0	16	14.3	7.2
5143	Dairy products, except dried or canned -----	(D)	(D)	(D)	(D)	(D)	(D)	(D)
5144	Poultry and poultry products -----	(D)	(D)	(D)	(D)	(D)	(D)	(D)
5145	Confectionery -----	2 696 727	223 879	21 517	55.3	12	17.4	12.7
5146	Fish and seafoods -----	2 426 159	266 212	19 399	42.5	9	17.1	4.9
5147	Meats and meat products -----	(D)	(D)	(D)	(D)	(D)	(D)	(D)
5148	Fresh fruits and vegetables -----	3 865 389	280 176	24 392	47.5	14	18.3	1.6
5149	Groceries and related products, n.e.c. -----	4 333 319	313 959	22 529	43.0	14	16.7	8.9
515	Farm-product raw materials -----	1 392 462	177 471	16 510	39.4	8	23.6	4.0
5153	Grain and field beans -----	2 106 250	263 281	17 188	42.8	8	15.3	.8
5154	Livestock -----	(D)	(D)	(D)	(D)	(D)	(D)	(D)
5159	Farm-product raw materials, n.e.c. -----	(D)	(D)	(D)	(D)	(D)	(D)	(D)
516	Chemicals and allied products -----	1 233 467	200 022	29 551	49.0	6	30.1	17.5
5162	Plastics materials and basic forms and shapes -----	(D)	(D)	(D)	(D)	(D)	(D)	(D)
5169	Chemicals and allied products, n.e.c. -----	(D)	(D)	(D)	(D)	(D)	(D)	(D)
517	Petroleum and petroleum products -----	5 832 161	608 744	36 562	33.4	10	18.0	3.6
5171	Petroleum bulk stations and terminals -----	6 683 500	663 610	35 142	31.0	10	17.1	4.3
5172	Petroleum and petroleum products wholesalers, except bulk stations and terminals -----	5 131 059	559 154	37 846	35.6	9	19.0	2.9
518	Beer, wine, and distilled alcoholic beverages -----	(D)	(D)	(D)	(D)	(D)	(D)	(D)
5181	Beer and ale -----	(D)	(D)	(D)	(D)	(D)	(D)	(D)
5182	Wine and distilled alcoholic beverages -----	(D)	(D)	(D)	(D)	(D)	(D)	(D)
519	Miscellaneous nondurable goods -----	(D)	(D)	(D)	(D)	(D)	(D)	(D)
5191	Farm supplies -----	(D)	(D)	(D)	(D)	(D)	(D)	(D)
5192	Books, periodicals, and newspapers -----	(D)	(D)	(D)	(D)	(D)	(D)	(D)
5193	Flowers, nursery stock, and florists' supplies -----	(D)	(D)	(D)	(D)	(D)	(D)	(D)
5194	Tobacco and tobacco products -----	(D)	(D)	(D)	(D)	(D)	(D)	(D)
5198	Paints, varnishes, and supplies -----	582 545	101 714	19 000	48.6	6	38.5	17.1
5199	Nondurable goods, n.e.c. -----	(D)	(D)	(D)	(D)	(D)	(D)	(D)
	Manufacturers' sales branches and sales offices -----	13 116 787	779 708	38 997	48.2	17	10.4	5.5
50	Durable goods -----	10 075 510	427 497	44 706	49.5	24	21.1	9.0
501	Motor vehicles and motor vehicle parts and supplies -----	3 335 333	526 632	34 789	32.0	6	20.6	7.1
502	Furniture and home furnishings -----	7 232 000	507 509	33 035	51.4	14	12.7	24.7
503	Lumber and other construction materials -----	20 714 500	1 462 200	26 294	42.5	14	4.2	7.0
504	Professional and commercial equipment and supplies -----	11 043 647	311 864	57 086	56.1	35	32.6	5.8
505	Metals and minerals, except petroleum -----	(D)	(D)	(D)	(D)	(D)	(D)	(D)
506	Electrical goods -----	14 208 556	368 522	31 144	38.9	39	21.7	12.3
507	Hardware, and plumbing and heating equipment and supplies -----	2 353 000	352 950	53 700	52.4	7	29.0	14.7
508	Machinery, equipment, and supplies -----	3 373 167	311 369	39 015	43.9	11	28.5	9.6
509	Miscellaneous durable goods -----	(D)	(D)	(D)	(D)	(D)	(D)	(D)
51	Nondurable goods -----	14 840 178	1 141 552	33 132	46.6	13	6.2	4.2
511	Paper and paper products -----	5 844 182	349 380	32 886	55.7	17	16.9	6.2
512	Drugs, drug proprietaries, and druggists' sundries -----	9 292 000	428 862	31 015	48.5	22	14.9	8.2
513	Apparel, piece goods, and notions -----	(D)	(D)	(D)	(D)	(D)	(D)	(D)
514	Groceries and related products -----	7 953 778	652 742	33 626	50.2	12	10.3	4.2
515	Farm-product raw materials -----	(D)	(D)	(D)	(D)	(D)	(D)	(D)
516	Chemicals and allied products -----	(D)	(D)	(D)	(D)	(D)	(D)	(D)
517	Petroleum and petroleum products -----	(D)	(D)	(D)	(D)	(D)	(D)	(D)
518	Beer, wine, and distilled alcoholic beverages -----	(D)	(D)	(D)	(D)	(D)	(D)	(D)
519	Miscellaneous nondurable goods -----	5 620 455	401 461	29 208	43.3	14	16.8	11.8
	Agents, brokers, and commission merchants -----	4 644 199	1 046 580	28 866	48.0	4	5.8	.2
50	Durable goods -----	3 627 242	1 176 068	31 003	40.8	3	6.5	.2
501	Motor vehicles and motor vehicle parts and supplies -----	–	–	–	–	–	–	–
502	Furniture and home furnishings -----	2 138 667	1 002 500	20 531	38.1	2	5.4	.2
503	Lumber and other construction materials -----	146 000	97 333	13 500	54.7	2	25.3	–
504	Professional and commercial equipment and supplies -----	988 273	236 326	32 304	54.9	4	24.9	.1
505	Metals and minerals, except petroleum -----	(D)	(D)	(D)	(D)	(D)	(D)	(D)
506	Electrical goods -----	3 728 714	860 473	35 451	54.6	4	7.5	–
507	Hardware, and plumbing and heating equipment and supplies -----	2 613 267	890 886	33 614	46.7	3	8.1	.1
508	Machinery, equipment, and supplies -----	1 150 625	418 409	26 364	46.2	3	13.6	2.2
509	Miscellaneous durable goods -----	(D)	(D)	(D)	(D)	(D)	(D)	(D)
51	Nondurable goods -----	5 836 926	968 834	27 582	54.5	6	5.2	.2
511	Paper and paper products -----	1 915 250	1 094 429	20 714	34.9	2	5.4	–
512	Drugs, drug proprietaries, and druggists' sundries -----	1 700 667	566 889	24 500	54.0	3	8.0	.1
513	Apparel, piece goods, and notions -----	(D)	(D)	(D)	(D)	(D)	(D)	(D)
514	Groceries and related products -----	9 326 780	1 068 151	28 698	56.1	9	4.8	.2
515	Farm-product raw materials -----	(D)	(D)	(D)	(D)	(D)	(D)	(D)
516	Chemicals and allied products -----	(D)	(D)	(D)	(D)	(D)	(D)	(D)
517	Petroleum and petroleum products -----	(D)	(D)	(D)	(D)	(D)	(D)	(D)
518	Beer, wine, and distilled alcoholic beverages -----	(D)	(D)	(D)	(D)	(D)	(D)	(D)
519	Miscellaneous nondurable goods -----	(D)	(D)	(D)	(D)	(D)	(D)	(D)

¹Based on number of employees for pay period including March 12.

Table 3. Comparative Statistics for the State: 1992 and 1987 — Con.

[For meaning of abbreviations and symbols, see introductory text. For explanation of terms and comparability of 1987 and 1992 censuses, see appendix A]

SIC code	Type of operation and kind of business	Establishments		Sales			Annual payroll			Paid employees for pay period including March 12	
		1992 (number)	1987 (number)	1992 (\$1,000)	1987 (\$1,000)	Percent change 1987 to 1992	1992 (\$1,000)	1987 (\$1,000)	Percent change 1987 to 1992	1992 (number)	1987 (number)
	Agents, brokers, and commission merchants — Con.										
50	Durable goods — Con.										
507	Hardware, and plumbing and heating equipment and supplies	15	10	39 199	(D)	(D)	1 479	(D)	(D)	44	BB
508	Machinery, equipment, and supplies	8	3	9 205	(D)	(D)	580	(D)	(D)	22	AA
509	Miscellaneous durable goods	18	11	(D)	(D)	(D)	(D)	(D)	(D)	BB	BB
51	Nondurable goods	81	85	472 791	453 459	4.3	13 460	9 115	47.7	488	487
511	Paper and paper products	4	4	7 661	(D)	(D)	145	(D)	(D)	7	AA
512	Drugs, drug proprietaries, and druggists' sundries	6	5	10 204	(D)	(D)	441	(D)	(D)	18	BB
513	Apparel, piece goods, and notions	13	11	(D)	(D)	(D)	(D)	(D)	(D)	BB	BB
514	Groceries and related products	41	45	382 398	294 022	30.1	10 274	6 620	55.2	358	329
515	Farm-product raw materials	—	1	—	(D)	(D)	—	(D)	(D)	—	AA
516	Chemicals and allied products	2	1	(D)	(D)	(D)	(D)	(D)	(D)	BB	AA
517	Petroleum and petroleum products	2	2	(D)	(D)	(D)	(D)	(D)	(D)	AA	AA
518	Beer, wine, and distilled alcoholic beverages	2	3	(D)	(D)	(D)	(D)	(D)	(D)	AA	AA
519	Miscellaneous nondurable goods	11	13	(D)	(D)	(D)	(D)	(D)	(D)	BB	BB

Table 4. Summary Statistics for Counties and for Places With 2,500 Inhabitants or More: 1992

[For meaning of abbreviations and symbols, see introductory text. For explanation of terms and comparability of 1987 and 1992 censuses, see appendix A. For information on geographic areas followed by ▲, see appendix F]

Geographic area	Establishments (number)	Sales (\$1,000)	Annual payroll (\$1,000)	Paid employees for pay period including March 12 (number)	Merchant wholesalers			Other operating types		
					Establishments (number)	Sales (\$1,000)	Annual payroll (\$1,000)	Paid employees for pay period including March 12 (number)	Establishments (number)	Sales (\$1,000)
Hawaii ▲	2 202	8 001 621	624 541	23 308	1 885	5 334 775	509 496	20 155	317	2 666 846
Hawaii County	228	537 485	48 238	2 117	204	430 234	43 204	1 949	24	107 251
Captain Cook	2	(D)	(D)	BB	2	(D)	(D)	BB	—	—
Hawaiian Beaches ▲	—	—	—	—	—	—	—	—	—	—
Hawaiian Paradise Park ▲	—	—	—	—	—	—	—	—	—	—
Hilo	121	371 154	32 976	1 407	108	276 073	28 383	1 261	13	95 081
Holualoa	—	—	—	—	—	—	—	—	—	—
Kailua (Hawaii County)	60	90 299	8 210	349	55	80 376	7 813	332	5	9 923
Kalaoa ▲	—	—	—	—	—	—	—	—	—	—
Mountain View	—	—	—	—	—	—	—	—	—	—
Waimea	—	—	—	—	—	—	—	—	—	—
Balance of county	45	(D)	(D)	EE	39	(D)	(D)	EE	6	2 247
Honolulu County ▲	1 690	6 757 480	520 472	18 847	1 426	4 343 180	415 724	16 078	264	2 414 300
Ahuimanu	—	—	—	—	—	—	—	—	—	—
Aiea	101	324 272	32 328	1 242	87	251 348	21 180	924	14	72 924
Aliamanu ▲	—	—	—	—	—	—	—	—	—	—
Ewa Beach	36	407 662	21 414	674	31	353 905	18 844	582	5	53 757
Ewa Villages ▲	—	—	—	—	—	—	—	—	—	—
Fort Shafter ▲	—	—	—	—	—	—	—	—	—	—
Halawa ▲	—	—	—	—	—	—	—	—	—	—
Haula	1	(D)	(D)	AA	1	(D)	(D)	AA	—	—
Heeia	—	—	—	—	—	—	—	—	—	—
Hickam Housing	—	—	—	—	—	—	—	—	—	—
Honolulu	1 303	5 276 318	401 135	14 416	1 094	3 139 135	318 221	12 288	209	2 137 183
Iroquois Point	—	—	—	—	—	—	—	—	—	—
Kahaluu	1	(D)	(D)	AA	1	(D)	(D)	AA	—	—
Kailua (Honolulu County)	39	45 367	4 069	163	29	33 984	3 598	139	10	11 383
Kaneohe	34	53 836	4 904	251	30	41 846	4 472	235	4	11 990
Kaneohe Station ▲	—	—	—	—	—	—	—	—	—	—
Laie	1	(D)	(D)	BB	1	(D)	(D)	BB	—	—
Mali	—	—	—	—	—	—	—	—	—	—
Makaha	—	—	—	—	—	—	—	—	—	—
Makakilo City	—	—	—	—	—	—	—	—	—	—
Maunawili	—	—	—	—	—	—	—	—	—	—
Mililani Town	13	47 699	6 529	177	9	44 791	6 472	174	4	2 908
Nanakuli	—	—	—	—	—	—	—	—	—	—
Pearl City	39	158 511	12 762	435	33	78 235	8 775	327	6	80 276
Pupukea ▲	—	—	—	—	—	—	—	—	—	—
Schofield Barracks	—	—	—	—	—	—	—	—	—	—
Village Park ▲	—	—	—	—	—	—	—	—	—	—
Wahiawa	3	(D)	(D)	AA	3	(D)	(D)	AA	—	—
Waialua	1	(D)	(D)	AA	1	(D)	(D)	AA	—	—
Waianae	8	4 222	370	26	7	(D)	(D)	BB	1	(D)
Waimalu ▲	—	—	—	—	—	—	—	—	—	—
Waimanalo	3	2 647	173	8	3	2 647	173	8	—	—
Waimanalo Beach	—	—	—	—	—	—	—	—	—	—
Waipahu	77	312 820	27 636	1 045	69	295 870	26 619	1 013	8	16 950
Waipio ▲	—	—	—	—	—	—	—	—	—	—

Table 4. Summary Statistics for Counties and for Places With 2,500 Inhabitants or More: 1992—Con.

[For meaning of abbreviations and symbols, see introductory text. For explanation of terms and comparability of 1987 and 1992 censuses, see appendix A. For information on geographic areas followed by ▲, see appendix F]

Geographic area	Estab-lish-ments (number)	Sales (\$1,000)	Annual payroll (\$1,000)	Paid employees for pay period including March 12 (number)	Merchant wholesalers			Other operating types		
					Estab-lish-ments (number)	Sales (\$1,000)	Annual payroll (\$1,000)	Paid employees for pay period including March 12 (number)	Estab-lish-ments (number)	Sales (\$1,000)
Hawaii ▲—Con.										
Honolulu County ▲—Con.										
Waipio Acres	—	—	—	—	—	—	—	—	—	—
Wheeler AFB ▲	—	—	—	—	—	—	—	—	—	—
Whitmore Village	—	—	—	—	—	—	—	—	—	—
Balance of county	30	118 244	8 385	357	27	(D)	(D)	EE	3	(D)
Kauai County										
Hanamaulu	92	194 257	13 128	596	83	133 942	11 624	528	9	60 315
Kalaheo	1	(D)	(D)	AA	1	(D)	(D)	AA	—	—
Kapaa	4	(D)	(D)	AA	4	(D)	(D)	AA	—	—
Kekaha	11	2 811	277	18	11	2 811	277	18	—	—
Lihue	1	(D)	(D)	AA	1	(D)	(D)	AA	—	—
Wailua Homesteads ▲	49	113 237	8 908	397	43	(D)	(D)	EE	6	(D)
Balance of county	26	(D)	(D)	CC	23	(D)	(D)	CC	3	(D)
Maui County ▲										
Haiku-Pauwela	192	512 399	42 703	1 748	172	427 419	38 944	1 600	20	84 980
Island of Lanai ▲	5	937	124	10	5	937	124	10	—	—
Island of Molokai ▲	2	(D)	(D)	AA	—	—	—	—	2	(D)
Kahului	4	(D)	(D)	AA	3	2 826	217	15	1	(D)
Kaunakakai	70	272 494	21 323	804	63	227 813	19 362	741	7	44 681
Kihei	2	(D)	(D)	AA	2	(D)	(D)	AA	—	—
Lahaina	11	7 410	723	43	9	(D)	(D)	BB	2	(D)
Makawao	11	16 488	1 937	54	11	16 488	1 937	54	—	—
Napili-Honokowai	7	3 262	464	37	4	1 216	236	22	3	2 046
Pukalani	1	(D)	(D)	AA	1	(D)	(D)	AA	—	—
Waihee-Waiehue	—	—	—	—	—	—	—	—	—	—
Wailuku	56	131 963	13 391	576	52	120 157	12 094	517	4	11 806
Balance of county	23	(D)	(D)	CC	22	(D)	(D)	CC	1	(D)

Table 5. Summary Statistics for Places With 200 Establishments or More: 1992

[For meaning of abbreviations and symbols, see introductory text. For explanation of terms and comparability of 1987 and 1992 censuses, see appendix A. For information on geographic areas followed by ▲, see appendix F]

SIC code	Geographic area and kind of business	Estab-lish-ments (number)	Sales (\$1,000)	Annual payroll (\$1,000)	Paid employees for pay period including March 12 (number)	Merchant wholesalers			Other operating types		
						Estab-lish-ments (number)	Sales (\$1,000)	Annual payroll (\$1,000)	Paid employees for pay period including March 12 (number)	Estab-lish-ments (number)	Sales (\$1,000)
HONOLULU											
	Wholesale trade	1 303	5 276 318	401 135	14 416	1 094	3 139 135	318 221	12 288	209	2 137 183
50	Durable goods	693	2 098 530	219 011	7 173	592	1 395 391	171 947	6 171	101	703 139
501	Motor vehicles and motor vehicle parts and supplies	56	220 295	20 138	777	55	(D)	(D)	FF	1	(D)
5012	Automobiles and other motor vehicles	13	124 296	4 845	120	13	124 296	4 845	120	—	—
5013	Motor vehicle supplies and new parts	32	78 742	12 401	539	32	78 742	12 401	539	—	—
5014	Tires and tubes	9	(D)	(D)	CC	8	15 442	2 692	108	1	(D)
5015	Motor vehicle parts, used	2	(D)	(D)	AA	2	(D)	(D)	AA	—	—
502	Furniture and home furnishings	54	95 223	11 485	415	39	68 131	10 780	383	15	27 092
5021	Furniture	30	(D)	(D)	EE	22	(D)	(D)	EE	8	(D)
5023	Home furnishings	24	(D)	(D)	CC	17	(D)	(D)	CC	7	(D)
503	Lumber and other construction materials	53	239 945	18 617	532	48	139 745	17 644	505	5	100 200
5031	Lumber, plywood, millwork, and wood panels	17	77 109	10 244	284	17	77 109	10 244	284	—	—
5032	Brick, stone, and related construction materials	13	104 413	2 044	66	11	(D)	(D)	BB	2	(D)
5033	Roofing, siding, and insulation materials	8	29 991	2 679	87	8	29 991	2 679	87	—	—
5039	Construction materials, n.e.c.	15	28 432	3 650	95	12	(D)	(D)	BB	3	(D)
504	Professional and commercial equipment and supplies	119	363 677	64 183	1 751	99	178 555	30 506	1 160	20	185 122
5043	Photographic equipment and supplies	11	59 540	5 375	182	10	(D)	(D)	CC	1	(D)
5044	Office equipment	22	(D)	(D)	FF	19	39 723	10 629	393	3	(D)
5045	Computers and computer peripheral equipment and software	33	130 153	27 410	574	25	(D)	(D)	CC	8	(D)
5046	Commercial equipment, n.e.c.	17	(D)	(D)	CC	16	(D)	(D)	CC	1	(D)
5047	Medical, dental, and hospital equipment and supplies	24	45 444	4 682	136	18	35 433	3 776	119	6	10 011
5048	Ophthalmic goods	5	(D)	(D)	BB	4	(D)	(D)	BB	1	(D)
5049	Professional equipment and supplies, n.e.c.	7	(D)	(D)	BB	7	(D)	(D)	BB	—	—
505	Metals and minerals, except petroleum	13	62 360	5 792	164	9	48 209	5 501	157	4	14 151
5051	Metals service centers and offices	13	62 360	5 792	164	9	48 209	5 501	157	4	14 151
5052	Coal and other minerals and ores	—	—	—	—	—	—	—	—	—	—

HI-18 HAWAII

WHOLESALE TRADE—GEOGRAPHIC AREA SERIES

Table 5. Summary Statistics for Places With 200 Establishments or More: 1992 —Con.

[For meaning of abbreviations and symbols, see introductory text. For explanation of terms and comparability of 1987 and 1992 censuses, see appendix A. For information on geographic areas followed by ▲, see appendix F]

SIC code	Geographic area and kind of business	Estab-lishments (number)	Sales (\$1,000)	Annual payroll (\$1,000)	Paid employees for pay period including March 12 (number)	Merchant wholesalers			Other operating types		
						Estab-lishments (number)	Sales (\$1,000)	Annual payroll (\$1,000)	Paid employees for pay period including March 12 (number)	Estab-lishments (number)	Sales (\$1,000)
HONOLULU—Con.											
50	Durable goods —Con.										
506	Electrical goods	90	442 867	34 394	1 039	66	280 972	27 974	826	24	161 895
5063	Electrical apparatus and equipment, wiring supplies, and construction materials	45	205 321	16 899	458	30	(D)	(D)	EE	15	(D)
5064	Electrical appliances, television and radio sets	22	142 898	9 855	339	18	(D)	(D)	EE	4	(D)
5065	Electronic parts and equipment, n.e.c.	23	94 648	7 640	242	18	(D)	(D)	CC	5	(D)
507	Hardware, and plumbing and heating equipment and supplies	64	174 548	17 063	649	51	142 430	15 826	614	13	32 118
5072	Hardware	25	69 215	7 501	324	17	(D)	(D)	EE	8	(D)
5074	Plumbing and heating equipment and supplies (hydronics).....	24	72 410	6 240	231	19	(D)	(D)	CC	5	(D)
5075	Warm air heating and air-conditioning equipment and supplies	10	(D)	(D)	BB	10	(D)	(D)	BB	—	—
5078	Refrigeration equipment and supplies	5	(D)	(D)	BB	5	(D)	(D)	BB	—	—
508	Machinery, equipment, and supplies	84	166 569	26 679	875	78	142 489	24 164	819	6	24 080
5082	Construction and mining (except petroleum) machinery and equipment	4	(D)	(D)	BB	3	(D)	(D)	BB	1	(D)
5083	Farm and garden machinery and equipment	4	14 798	3 572	67	4	14 798	3 572	67	—	—
5084	Industrial machinery and equipment	27	55 523	7 505	268	23	(D)	(D)	EE	4	(D)
5085	Industrial supplies	24	(D)	(D)	CC	23	33 004	6 399	203	1	(D)
5087	Service establishment equipment and supplies	18	(D)	(D)	CC	18	(D)	(D)	CC	—	—
5088	Transportation equipment and supplies, except motor vehicles	7	(D)	(D)	BB	7	(D)	(D)	BB	—	—
509	Miscellaneous durable goods	160	333 046	20 660	971	147	(D)	(D)	FF	13	(D)
5091	Sporting and recreational goods and supplies	23	48 413	3 082	122	18	(D)	(D)	CC	5	(D)
5092	Toys and hobby goods and supplies	16	(D)	(D)	BB	15	(D)	(D)	BB	1	(D)
5093	Scrap and waste materials	13	(D)	(D)	CC	13	(D)	(D)	CC	—	—
5094	Jewelry, watches, precious stones, and precious metals.....	77	87 782	8 376	444	74	81 140	8 117	434	3	6 642
5099	Durable goods, n.e.c.	31	(D)	(D)	CC	27	(D)	(D)	CC	4	(D)
51	Nondurable goods	610	3 177 788	182 124	7 243	502	1 743 744	146 274	6 117	108	1 434 044
511	Paper and paper products	59	227 135	22 984	889	46	(D)	(D)	FF	13	(D)
5111	Printing and writing paper	5	(D)	(D)	BB	4	24 197	1 903	54	1	(D)
5112	Stationery and office supplies	38	(D)	(D)	EE	30	63 462	8 509	388	8	(D)
5113	Industrial and personal service paper	16	113 011	9 592	371	12	(D)	(D)	EE	4	(D)
512	Drugs, drug proprietaries, and druggists' sundries	35	240 134	13 057	546	27	(D)	(D)	EE	8	(D)
5122	Drugs, drug proprietaries, and druggists' sundries ..	35	240 134	13 057	546	27	(D)	(D)	EE	8	(D)
513	Apparel, piece goods, and notions	89	158 982	14 034	618	77	123 343	12 813	571	12	35 639
5131	Piece goods, notions, and other dry goods	17	(D)	(D)	CC	16	(D)	(D)	CC	1	(D)
5136	Men's and boys' clothing and furnishings	28	51 550	3 975	198	26	(D)	(D)	CC	2	(D)
5137	Women's, children's, and infants' clothing and accessories	33	59 728	5 328	218	25	(D)	(D)	CC	8	(D)
5139	Footwear	11	(D)	(D)	BB	10	7 604	758	35	1	(D)
514	Groceries and related products	235	1 371 573	82 947	3 355	192	888 445	68 248	2 891	43	483 128
5141	Groceries, general line	34	300 127	13 789	519	22	132 522	9 755	383	12	167 605
5142	Packaged frozen foods	38	190 221	10 749	430	29	166 494	10 393	403	9	23 727
5143	Dairy products, except dried or canned	2	(D)	(D)	BB	2	(D)	(D)	BB	—	—
5144	Poultry and poultry products	6	42 596	1 810	75	5	(D)	(D)	BB	1	(D)
5145	Confectionery	16	54 653	4 077	208	13	(D)	(D)	CC	3	(D)
5146	Fish and seafoods	28	(D)	(D)	EE	25	85 961	5 976	289	3	(D)
5147	Meats and meat products	18	177 026	9 716	355	15	(D)	(D)	EE	3	(D)
5148	Fresh fruits and vegetables	37	(D)	(D)	FF	34	163 885	14 591	572	3	(D)
5149	Groceries and related products, n.e.c.	56	(D)	(D)	FF	47	(D)	(D)	FF	9	134 714
515	Farm-product raw materials	6	9 587	854	45	6	9 587	854	45	—	—
5153	Grain and field beans	3	(D)	(D)	BB	3	(D)	(D)	BB	—	—
5154	Livestock	1	(D)	(D)	AA	1	(D)	(D)	AA	—	—
5159	Farm-product raw materials, n.e.c.	2	(D)	(D)	AA	2	(D)	(D)	AA	—	—
516	Chemicals and allied products	27	121 863	7 944	249	20	26 870	4 184	129	7	94 993
5162	Plastics materials and basic forms and shapes	10	(D)	(D)	CC	8	(D)	(D)	BB	2	(D)
5169	Chemicals and allied products, n.e.c.	17	(D)	(D)	CC	12	(D)	(D)	BB	5	(D)
517	Petroleum and petroleum products	19	727 384	10 300	306	11	(D)	(D)	CC	8	(D)
5171	Petroleum bulk stations and terminals	7	615 997	5 737	145	2	(D)	(D)	BB	5	(D)
5172	Petroleum and petroleum products wholesalers, except bulk stations and terminals	12	111 387	4 563	161	9	(D)	(D)	CC	3	(D)
518	Beer, wine, and distilled alcoholic beverages	10	(D)	(D)	CC	8	73 490	6 769	206	2	(D)
5181	Beer and ale	3	(D)	(D)	CC	2	(D)	(D)	CC	1	(D)
5182	Wine and distilled alcoholic beverages	7	(D)	(D)	BB	6	(D)	(D)	BB	1	(D)
519	Miscellaneous nondurable goods	130	(D)	(D)	GG	115	197 524	20 795	949	15	(D)
5191	Farm supplies	17	15 971	1 037	45	15	(D)	(D)	BB	2	(D)
5192	Books, periodicals, and newspapers	12	60 943	4 609	212	10	(D)	(D)	CC	2	(D)
5193	Flowers, nursery stock, and florists' supplies	19	16 101	3 201	140	18	(D)	(D)	CC	1	(D)
5194	Tobacco and tobacco products	4	(D)	(D)	CC	3	(D)	(D)	CC	1	(D)
5198	Paints, varnishes, and supplies	10	(D)	(D)	BB	7	(D)	(D)	BB	3	7 368
5199	Nondurable goods, n.e.c.	68	62 578	6 394	328	62	(D)	(D)	EE	6	(D)

Table 6. Summary Statistics for Counties With 200 Establishments or More: 1992

[For meaning of abbreviations and symbols, see introductory text. For explanation of terms and comparability of 1987 and 1992 censuses, see appendix A. For information on geographic areas followed by ▲, see appendix F]

SIC code	Geographic area and kind of business	Estab-lish-ments (number)	Sales (\$1,000)	Annual payroll (\$1,000)	Paid employees for pay period including March 12 (number)	Merchant wholesalers			Other operating types		
						Estab-lish-ments (number)	Sales (\$1,000)	Annual payroll (\$1,000)	Paid employees for pay period including March 12 (number)	Estab-lish-ments (number)	Sales (\$1,000)
HAWAII COUNTY											
	Wholesale trade	228	537 485	48 238	2 117	204	430 234	43 204	1 949	24	107 251
50	Durable goods	90	170 562	21 737	821	87	169 043	21 523	810	3	1 519
501	Motor vehicles and motor vehicle parts and supplies	12	18 926	3 038	138	12	18 926	3 038	138	-	-
502	Furniture and homefurnishings	2	(D)	(D)	BB	2	(D)	(D)	BB	-	-
503	Lumber and other construction materials	19	67 080	8 272	272	19	67 080	8 272	272	-	-
504	Professional and commercial equipment and supplies	14	(D)	(D)	CC	13	(D)	(D)	CC	1	(D)
505	Metals and minerals, except petroleum	3	(D)	(D)	AA	3	(D)	(D)	AA	-	-
506	Electrical goods	8	9 230	1 068	32	8	9 230	1 068	32	-	-
507	Hardware, and plumbing and heating equipment and supplies	10	10 927	1 204	52	10	10 927	1 204	52	-	-
508	Machinery, equipment, and supplies	17	37 971	4 131	147	16	(D)	(D)	CC	1	(D)
509	Miscellaneous durable goods	5	4 953	741	31	4	(D)	(D)	BB	1	(D)
51	Nondurable goods	138	366 923	26 501	1 296	117	261 191	21 681	1 139	21	105 732
511	Paper and paper products	11	15 673	2 211	84	11	15 673	2 211	84	-	-
512	Drugs, drug proprietaries, and druggists' sundries	2	(D)	(D)	AA	2	(D)	(D)	AA	-	-
513	Apparel, piece goods, and notions	3	764	95	9	3	764	95	9	-	-
514	Groceries and related products	57	128 136	10 261	526	48	(D)	(D)	EE	9	(D)
515	Farm-product raw materials	3	4 239	570	38	3	4 239	570	38	-	-
516	Chemicals and allied products	3	(D)	(D)	BB	1	(D)	(D)	AA	2	(D)
517	Petroleum and petroleum products	15	94 786	3 270	99	7	30 249	1 168	44	8	64 537
518	Beer, wine, and distilled alcoholic beverages	9	44 823	2 640	111	9	44 823	2 640	111	-	-
519	Miscellaneous nondurable goods	35	63 176	6 627	401	33	(D)	(D)	EE	2	(D)
HONOLULU COUNTY ▲ (Coextensive with Honolulu, HI MSA; see table 7.)											

Table 7. Summary Statistics for Metropolitan Areas: 1992

[For meaning of abbreviations and symbols, see introductory text. For explanation of terms and comparability of 1987 and 1992 censuses, see appendix A. For definitions of CMSA's, MSA's, and PMSA's, see appendix D]

SIC code	Geographic area and kind of business	Estab-lish-ments (number)	Sales (\$1,000)	Annual payroll (\$1,000)	Paid employees for pay period including March 12 (number)	Merchant wholesalers			Other operating types		
						Estab-lish-ments (number)	Sales (\$1,000)	Annual payroll (\$1,000)	Paid employees for pay period including March 12 (number)	Estab-lish-ments (number)	Sales (\$1,000)
HONOLULU, HI MSA											
	Wholesale trade	1 690	6 757 480	520 472	18 847	1 426	4 343 180	415 724	16 078	264	2 414 300
50	Durable goods	916	2 722 622	284 836	9 496	780	1 870 386	222 668	8 046	136	852 236
501	Motor vehicles and motor vehicle parts and supplies	92	312 681	28 359	1 147	89	302 675	27 698	1 128	3	10 006
5012	Automobiles and other motor vehicles	18	(D)	(D)	CC	18	(D)	(D)	CC	-	-
5013	Motor vehicle supplies and new parts	53	127 449	17 596	810	53	127 449	17 596	810	-	-
5014	Tires and tubes	14	(D)	(D)	CC	11	(D)	(D)	CC	3	10 006
5015	Motor vehicle parts, used	7	(D)	(D)	BB	7	(D)	(D)	BB	-	-
502	Furniture and homefurnishings	71	156 669	15 791	599	53	(D)	(D)	FF	18	(D)
5021	Furniture	32	71 937	8 773	294	23	51 077	8 354	275	9	20 860
5023	Homefurnishings	39	84 732	7 018	305	30	(D)	(D)	CC	9	(D)
503	Lumber and other construction materials	80	346 879	28 923	858	72	(D)	(D)	FF	8	(D)
5031	Lumber, plywood, millwork, and wood panels	26	(D)	(D)	EE	25	(D)	(D)	EE	1	(D)
5032	Brick, stone, and related construction materials	19	107 004	2 301	85	16	(D)	(D)	BB	3	(D)
5033	Roofing, siding, and insulation materials	12	32 917	3 303	105	12	32 917	3 303	105	-	-
5039	Construction materials, n.e.c.	23	(D)	(D)	CC	19	(D)	(D)	CC	4	(D)
504	Professional and commercial equipment and supplies	149	434 947	76 545	2 143	122	(D)	(D)	GG	27	(D)
5043	Photographic equipment and supplies	12	(D)	(D)	CC	11	(D)	(D)	CC	1	(D)
5044	Office equipment	25	88 362	21 189	621	22	(D)	(D)	EE	3	(D)
5045	Computers and computer peripheral equipment and software	40	168 582	33 955	749	32	(D)	(D)	EE	8	(D)
5046	Commercial equipment, n.e.c.	21	27 208	4 092	153	19	(D)	(D)	CC	2	(D)
5047	Medical, dental, and hospital equipment and supplies	36	65 629	7 937	231	25	43 652	4 992	163	11	21 977
5048	Ophthalmic goods	7	(D)	(D)	CC	5	(D)	(D)	BB	2	(D)
5049	Professional equipment and supplies, n.e.c.	8	(D)	(D)	BB	8	(D)	(D)	BB	-	-

Table 7. Summary Statistics for Metropolitan Areas: 1992 — Con.

[For meaning of abbreviations and symbols, see introductory text. For explanation of terms and comparability of 1987 and 1992 censuses, see appendix A. For definitions of CMSA's, MSA's, and PMSA's, see appendix D.]

SIC code	Geographic area and kind of business	Establishments (number)	Sales (\$1,000)	Annual payroll (\$1,000)	Paid employees for pay period including March 12 (number)	Merchant wholesalers				Other operating types	
						Establishments (number)	Sales (\$1,000)	Annual payroll (\$1,000)	Paid employees for pay period including March 12 (number)	Establishments (number)	Sales (\$1,000)
HONOLULU, HI MSA — Con.											
50	Durable goods — Con.										
505	Metals and minerals, except petroleum	19	77 090	7 185	205	15	62 939	6 894	198	4	14 151
5051	Metals service centers and offices	19	77 090	7 185	205	15	62 939	6 894	198	4	14 151
5052	Coal and other minerals and ores	-	-	-	-	-	-	-	-	-	-
506	Electrical goods	111	520 802	44 824	1 357	81	314 622	30 791	919	30	206 180
5063	Electrical apparatus and equipment, wiring supplies, and construction materials	53	224 373	18 117	501	35	134 171	14 346	393	18	90 202
5064	Electrical appliances, television and radio sets	30	(D)	(D)	EE	25	(D)	(D)	EE	5	(D)
5065	Electronic parts and equipment, n.e.c.	28	(D)	(D)	EE	21	(D)	(D)	CC	7	(D)
507	Hardware, and plumbing and heating equipment and supplies	85	214 872	21 346	790	67	168 614	18 793	726	18	46 258
5072	Hardware	34	(D)	(D)	EE	23	(D)	(D)	EE	11	(D)
5074	Plumbing and heating equipment and supplies (hydronics)	34	(D)	(D)	EE	29	(D)	(D)	EE	5	(D)
5075	Warm air heating and air-conditioning equipment and supplies	12	27 238	2 487	69	10	(D)	(D)	BB	2	(D)
5078	Refrigeration equipment and supplies	5	(D)	(D)	BB	5	(D)	(D)	BB	-	-
508	Machinery, equipment, and supplies	112	274 282	37 421	1 220	102	(D)	(D)	GG	10	(D)
5082	Construction and mining (except petroleum) machinery and equipment	8	(D)	(D)	EE	6	(D)	(D)	EE	2	(D)
5083	Farm and garden machinery and equipment	8	22 586	4 638	100	8	22 586	4 638	100	-	-
5084	Industrial machinery and equipment	36	(D)	(D)	EE	30	(D)	(D)	EE	6	(D)
5085	Industrial supplies	33	54 614	9 058	281	32	(D)	(D)	CC	1	(D)
5087	Service establishment equipment and supplies	20	(D)	(D)	CC	19	(D)	(D)	CC	1	(D)
5088	Transportation equipment and supplies, except motor vehicles	7	(D)	(D)	BB	7	(D)	(D)	BB	-	-
509	Miscellaneous durable goods	197	384 400	24 442	1 177	179	(D)	(D)	GG	18	(D)
5091	Sporting and recreational goods and supplies	36	61 705	4 426	200	30	45 966	4 020	188	6	15 739
5092	Toys and hobby goods and supplies	20	(D)	(D)	CC	18	(D)	(D)	CC	2	(D)
5093	Scrap and waste materials	17	27 219	3 243	137	17	27 219	3 243	137	-	-
5094	Jewelry, watches, precious stones, and precious metals	84	92 404	8 734	469	80	(D)	(D)	EE	4	(D)
5099	Durable goods, n.e.c.	40	(D)	(D)	CC	34	37 223	5 139	(D)	6	(D)
51	Nondurable goods	774	4 034 858	235 636	9 351	646	2 472 794	193 056	8 032	128	1 562 064
511	Paper and paper products	76	307 106	29 403	1 134	63	(D)	(D)	FF	13	(D)
5111	Printing and writing paper	6	25 092	1 942	56	5	(D)	(D)	BB	1	(D)
5112	Stationery and office supplies	46	101 382	13 118	542	38	(D)	(D)	EE	8	(D)
5113	Industrial and personal service paper	24	180 632	14 343	536	20	(D)	(D)	EE	4	(D)
512	Drugs, drug proprietaries, and druggists' sundries	45	342 640	15 756	640	36	304 560	13 299	557	9	38 080
5122	Drugs, drug proprietaries, and druggists' sundries ..	45	342 640	15 756	640	36	304 560	13 299	557	9	38 080
513	Apparel, piece goods, and notions	115	193 756	19 732	879	100	155 745	18 242	825	15	38 011
5131	Piece goods, notions, and other dry goods	23	(D)	(D)	CC	22	(D)	(D)	CC	1	(D)
5136	Men's and boys' clothing and furnishings	41	(D)	(D)	EE	36	(D)	(D)	EE	5	(D)
5137	Women's, children's, and infants' clothing and accessories	39	(D)	(D)	CC	31	(D)	(D)	CC	8	(D)
5139	Footwear	12	11 566	1 031	54	11	(D)	(D)	BB	1	(D)
514	Groceries and related products	277	1 730 507	100 272	4 056	227	1 172 344	81 956	3 493	50	558 163
5141	Groceries, general line	37	302 429	13 956	532	25	134 824	9 922	396	12	167 605
5142	Packaged frozen foods	47	255 201	13 348	558	35	(D)	(D)	FF	12	(D)
5143	Dairy products, except dried or canned	4	30 115	1 707	73	4	30 115	1 707	73	-	-
5144	Poultry and poultry products	8	(D)	(D)	CC	7	(D)	(D)	CC	1	(D)
5145	Confectionery	20	72 283	5 196	240	16	(D)	(D)	CC	4	(D)
5146	Fish and seafoods	31	137 026	8 436	364	28	(D)	(D)	EE	3	(D)
5147	Meats and meat products	22	192 193	11 426	434	19	(D)	(D)	EE	3	(D)
5148	Fresh fruits and vegetables	39	186 779	15 354	592	36	(D)	(D)	FF	3	(D)
5149	Groceries and related products, n.e.c.	69	(D)	(D)	GG	57	349 330	22 623	(D)	12	(D)
515	Farm-product raw materials	6	9 587	854	45	6	9 587	854	45	-	-
5153	Grain and field beans	3	(D)	(D)	BB	3	(D)	(D)	BB	-	-
5154	Livestock	1	(D)	(D)	AA	1	(D)	(D)	AA	-	-
5159	Farm-product raw materials, n.e.c.	2	(D)	(D)	AA	2	(D)	(D)	AA	-	-
516	Chemicals and allied products	36	(D)	(D)	EE	26	(D)	(D)	CC	10	(D)
5162	Plastics materials and basic forms and shapes	11	(D)	(D)	CC	9	(D)	(D)	BB	2	(D)
5169	Chemicals and allied products, n.e.c.	25	(D)	(D)	CC	17	(D)	(D)	BB	8	(D)
517	Petroleum and petroleum products	27	779 477	12 215	352	16	83 263	6 458	184	11	696 214
5171	Petroleum bulk stations and terminals	10	650 716	6 839	175	3	(D)	(D)	BB	7	(D)
5172	Petroleum and petroleum products wholesalers, except bulk stations and terminals	17	128 761	5 376	177	13	(D)	(D)	CC	4	(D)
518	Beer, wine, and distilled alcoholic beverages	15	(D)	(D)	FF	12	(D)	(D)	FF	3	(D)
5181	Beer and ale	6	(D)	(D)	EE	4	(D)	(D)	EE	2	(D)
5182	Wine and distilled alcoholic beverages	9	(D)	(D)	CC	8	(D)	(D)	CC	1	(D)
519	Miscellaneous nondurable goods	177	(D)	(D)	GG	160	(D)	(D)	GG	17	(D)
5191	Farm supplies	27	30 752	2 350	114	24	23 341	1 991	106	3	7 411
5192	Books, periodicals, and newspapers	17	65 973	5 421	258	15	(D)	(D)	CC	2	(D)
5193	Flowers, nursery stock, and florists' supplies	26	20 819	3 745	174	25	(D)	(D)	CC	1	(D)
5194	Tobacco and tobacco products	6	(D)	(D)	EE	5	(D)	(D)	EE	1	(D)
5198	Paints, varnishes, and supplies	11	11 772	1 699	73	8	4 404	734	44	3	7 368
5199	Nondurable goods, n.e.c.	90	(D)	(D)	EE	83	(D)	(D)	EE	7	(D)

WHOLESALE TRADE—GEOGRAPHIC AREA SERIES

HAWAII HI-21

Table 8. Summary Statistics for the Area Outside Metropolitan Areas: 1992

[For meaning of abbreviations and symbols, see introductory text. For explanation of terms and comparability of 1987 and 1992 censuses, see appendix A. For definitions of CMSA's, MSA's, and PMSA's, see appendix D.]

SIC code	Kind of business	Estab-lish-ments (number)	Sales (\$1,000)	Annual payroll (\$1,000)	Paid employees for pay period including March 12 (number)	Merchant wholesalers				Other operating types	
						Estab-lish-ments (number)	Sales (\$1,000)	Annual payroll (\$1,000)	Paid employees for pay period including March 12 (number)	Estab-lish-ments (number)	Sales (\$1,000)
	Wholesale trade -----	512	1 244 141	104 069	4 461	459	991 595	93 772	4 077	53	252 546
50	Durable goods -----	215	338 670	42 220	1 656	205	332 467	41 567	1 611	10	6 203
501	Motor vehicles and motor vehicle parts and supplies -----	29	41 528	7 186	312	29	41 528	7 186	312	-	-
5012	Automobiles and other motor vehicles -----	1	(D)	(D)	AA	1	(D)	(D)	AA	-	-
5013	Motor vehicle supplies and new parts -----	25	35 327	6 191	270	25	35 327	6 191	270	-	-
5014	Tires and tubes -----	2	(D)	(D)	BB	2	(D)	(D)	BB	-	-
5015	Motor vehicle parts, used -----	1	(D)	(D)	AA	1	(D)	(D)	AA	-	-
502	Furniture and home furnishings -----	9	9 596	1 102	61	8	(D)	(D)	BB	1	(D)
5021	Furniture -----	-	-	-	-	-	-	-	-	-	-
5023	Home furnishings -----	9	9 596	1 102	61	8	(D)	(D)	BB	1	(D)
503	Lumber and other construction materials -----	43	110 987	11 608	450	41	(D)	(D)	EE	2	(D)
5031	Lumber, plywood, millwork, and wood panels -----	22	(D)	(D)	EE	21	(D)	(D)	EE	1	(D)
5032	Brick, stone, and related construction materials -----	10	10 153	604	25	10	10 153	604	25	-	-
5033	Roofing, siding, and insulation materials -----	3	2 315	188	7	3	2 315	188	7	-	-
5039	Construction materials, n.e.c. -----	8	(D)	(D)	BB	7	(D)	(D)	BB	1	(D)
504	Professional and commercial equipment and supplies -----	32	30 914	4 961	209	31	(D)	(D)	CC	1	(D)
5043	Photographic equipment and supplies -----	1	(D)	(D)	AA	1	(D)	(D)	AA	-	-
5044	Office equipment -----	8	9 946	2 343	107	8	9 946	2 343	107	-	-
5045	Computers and computer peripheral equipment and software -----	9	8 541	1 393	41	8	(D)	(D)	BB	1	(D)
5046	Commercial equipment, n.e.c. -----	9	7 266	682	31	9	7 266	682	31	-	-
5047	Medical, dental, and hospital equipment and supplies -----	3	2 167	164	13	3	2 167	164	13	-	-
5048	Ophthalmic goods -----	1	(D)	(D)	AA	1	(D)	(D)	AA	-	-
5049	Professional equipment and supplies, n.e.c. -----	1	(D)	(D)	AA	1	(D)	(D)	AA	-	-
505	Metals and minerals, except petroleum -----	4	4 898	808	31	4	4 898	808	31	-	-
5051	Metals service centers and offices -----	4	4 898	808	31	4	4 898	808	31	-	-
5052	Coal and other minerals and ores -----	-	-	-	-	-	-	-	-	-	-
506	Electrical goods -----	19	32 939	4 157	118	19	32 939	4 157	118	-	-
5063	Electrical apparatus and equipment, wiring supplies, and construction materials -----	14	29 766	3 245	95	14	29 766	3 245	95	-	-
5064	Electrical appliances, television and radio sets -----	2	(D)	(D)	AA	2	(D)	(D)	AA	-	-
5065	Electronic parts and equipment, n.e.c. -----	3	(D)	(D)	AA	3	(D)	(D)	AA	-	-
507	Hardware, and plumbing and heating equipment and supplies -----	22	26 608	2 856	126	22	26 608	2 856	126	-	-
5072	Hardware -----	10	(D)	(D)	BB	10	(D)	(D)	BB	-	-
5074	Plumbing and heating equipment and supplies (hydronics) -----	10	(D)	(D)	BB	10	(D)	(D)	BB	-	-
5075	Warm air heating and air-conditioning equipment and supplies -----	-	-	-	-	-	-	-	-	-	-
5078	Refrigeration equipment and supplies -----	2	(D)	(D)	AA	2	(D)	(D)	AA	-	-
508	Machinery, equipment, and supplies -----	41	68 909	7 822	277	37	(D)	(D)	EE	4	(D)
5082	Construction and mining (except petroleum) machinery and equipment -----	8	(D)	(D)	CC	8	(D)	(D)	CC	-	-
5083	Farm and garden machinery and equipment -----	6	18 320	1 999	72	6	18 320	1 999	72	-	-
5084	Industrial machinery and equipment -----	3	(D)	(D)	AA	3	(D)	(D)	AA	-	-
5085	Industrial supplies -----	17	12 889	1 645	73	14	(D)	(D)	BB	3	(D)
5087	Service establishment equipment and supplies -----	6	(D)	(D)	AA	5	(D)	(D)	AA	1	(D)
5088	Transportation equipment and supplies, except motor vehicles -----	1	(D)	(D)	AA	1	(D)	(D)	AA	-	-
509	Miscellaneous durable goods -----	16	12 291	1 720	72	14	(D)	(D)	BB	2	(D)
5091	Sporting and recreational goods and supplies -----	3	1 548	315	11	3	1 548	315	11	-	-
5092	Toys and hobby goods and supplies -----	2	(D)	(D)	AA	2	(D)	(D)	AA	-	-
5093	Scrap and waste materials -----	3	3 070	335	23	3	3 070	335	23	-	-
5094	Jewelry, watches, precious stones, and precious metals -----	3	2 421	331	9	2	(D)	(D)	AA	1	(D)
5099	Durable goods, n.e.c. -----	5	(D)	(D)	BB	4	(D)	(D)	BB	1	(D)
51	Nondurable goods -----	297	905 471	61 849	2 805	254	659 128	52 205	2 466	43	246 343
511	Paper and paper products -----	24	43 618	6 329	258	22	(D)	(D)	CC	2	(D)
5111	Printing and writing paper -----	-	-	-	-	-	-	-	-	-	-
5112	Stationery and office supplies -----	16	19 969	3 409	140	16	19 969	3 409	140	-	-
5113	Industrial and personal service paper -----	8	23 649	2 920	118	6	(D)	(D)	CC	2	(D)
512	Drugs, drug proprietaries, and druggists' sundries -----	5	7 076	742	34	5	7 076	742	34	-	-
5122	Drugs, drug proprietaries, and druggists' sundries -----	5	7 076	742	34	5	7 076	742	34	-	-
513	Apparel, piece goods, and notions -----	10	3 191	291	24	10	3 191	291	24	-	-
5131	Piece goods, notions, and other dry goods -----	2	(D)	(D)	AA	2	(D)	(D)	AA	-	-
5136	Men's and boys' clothing and furnishings -----	4	(D)	(D)	AA	4	(D)	(D)	AA	-	-
5137	Women's, children's, and infants' clothing and accessories -----	4	(D)	(D)	AA	4	(D)	(D)	AA	-	-
5139	Footwear -----	-	-	-	-	-	-	-	-	-	-
514	Groceries and related products -----	127	315 830	27 396	1 289	109	276 843	24 375	1 165	18	38 987
5141	Groceries, general line -----	17	74 162	5 156	271	17	74 162	5 156	271	-	-
5142	Packaged frozen foods -----	9	65 614	5 587	203	8	(D)	(D)	CC	1	(D)
5143	Dairy products, except dried or canned -----	5	13 315	1 084	42	4	(D)	(D)	AA	1	(D)
5144	Poultry and poultry products -----	1	(D)	(D)	AA	-	-	-	-	1	(D)
5145	Confectionery -----	7	21 356	2 333	89	6	(D)	(D)	BB	1	(D)

Table 8. Summary Statistics for the Area Outside Metropolitan Areas: 1992 —Con.

[For meaning of abbreviations and symbols, see introductory text. For explanation of terms and comparability of 1987 and 1992 censuses, see appendix A. For definitions of CMSA's, MSA's, and PMSA's, see appendix D]

SIC code	Kind of business	Estab-lish-ments (number)	Sales (\$1,000)	Annual payroll (\$1,000)	Paid employees for pay period including March 12 (number)	Merchant wholesalers				Other operating types	
						Estab-lish-ments (number)	Sales (\$1,000)	Annual payroll (\$1,000)	Paid employees for pay period including March 12 (number)	Estab-lish-ments (number)	Sales (\$1,000)
Wholesale trade —Con.											
51	Nondurable goods —Con.										
514	Groceries and related products —Con.										
5146	Fish and seafoods	20	24 522	2 008	117	16	(D)	(D)	CC	4	(D)
5147	Meats and meat products	6	10 697	862	53	6	10 697	862	53	2	—
5148	Fresh fruits and vegetables	20	46 738	3 764	186	18	(D)	(D)	CC	2	(D)
5149	Groceries and related products, n.e.c.	42	(D)	(D)	EE	34	45 002	5 674	288	8	(D)
515	Farm-product raw materials	7	8 515	830	57	7	8 515	830	57	—	—
5153	Grain and field beans	1	(D)	(D)	AA	1	(D)	(D)	AA	—	—
5154	Livestock	2	(D)	(D)	AA	2	(D)	(D)	AA	—	—
5159	Farm-product raw materials, n.e.c.	4	(D)	(D)	BB	4	(D)	(D)	BB	—	—
516	Chemicals and allied products	8	(D)	(D)	BB	4	(D)	(D)	AA	4	(D)
5162	Plastics materials and basic forms and shapes	1	(D)	(D)	AA	1	(D)	(D)	AA	—	—
5169	Chemicals and allied products, n.e.c.	7	(D)	(D)	BB	3	(D)	(D)	AA	4	(D)
517	Petroleum and petroleum products	29	244 178	7 034	182	15	97 534	4 401	113	14	146 644
5171	Petroleum bulk stations and terminals	22	219 950	5 856	164	11	(D)	(D)	BB	11	(D)
5172	Petroleum and petroleum products wholesalers, except bulk stations and terminals	7	24 228	1 178	18	4	(D)	(D)	AA	3	(D)
518	Beer, wine, and distilled alcoholic beverages	22	(D)	(D)	EE	22	(D)	(D)	EE	—	—
5181	Beer and ale	12	(D)	(D)	CC	12	(D)	(D)	CC	—	—
5182	Wine and distilled alcoholic beverages	10	(D)	(D)	BB	10	(D)	(D)	BB	—	—
519	Miscellaneous nondurable goods	65	(D)	(D)	FF	60	(D)	(D)	FF	5	(D)
5191	Farm supplies	23	68 965	4 943	212	19	(D)	(D)	CC	4	(D)
5192	Books, periodicals, and newspapers	5	7 985	824	64	5	7 985	824	64	—	—
5193	Flowers, nursery stock, and florists' supplies	21	15 116	3 243	273	21	15 116	3 243	273	—	—
5194	Tobacco and tobacco products	4	(D)	(D)	BB	4	(D)	(D)	BB	—	—
5198	Paints, varnishes, and supplies	3	2 004	463	19	3	2 004	463	19	—	—
5199	Nondurable goods, n.e.c.	9	(D)	(D)	BB	8	(D)	(D)	BB	1	(D)

Table 9. Places With 2,500 Inhabitants or More Ranked by Volume of Sales: 1992

[For meaning of abbreviations and symbols, see introductory text. For explanation of terms and comparability of 1987 and 1992 censuses, see appendix A. For information on geographic areas followed by ▲, see appendix F]

Geographic area	Rank ¹	Sales (\$1,000)	Cumulative		Geographic area	Rank ¹	Sales (\$1,000)	Cumulative	
			Sales (\$1,000)	Percent of State total				Sales (\$1,000)	Percent of State total
Hawaii ▲	(X)	8 001 621	8 001 621	100.0	Hawaii ▲—Con.				
Honolulu	1	5 276 318	5 276 318	65.9	Wailea-Makena	(X)	—	7 643 409	95.5
Ewa Beach	2	407 662	5 683 980	71.0	Kaneohe Station ▲	(X)	—	7 643 409	95.5
Hilo	3	371 154	6 055 134	75.7	Ahimanu	(X)	—	7 643 409	95.5
Aiea	4	324 272	6 379 406	79.7	Hawaiian Beaches ▲	(X)	—	7 643 409	95.5
Waipahu	5	312 820	6 692 226	83.6	Ewa Villages ▲	(X)	—	7 643 409	95.5
Kahului	6	272 494	6 964 720	87.0	Iroquois Point	(X)	—	7 643 409	95.5
Pearl City	7	158 511	7 123 231	89.0	Napili-Honokowai	(X)	—	7 643 409	95.5
Wailuku	8	131 963	7 255 194	90.7	Waihee-Waiehue	(X)	—	7 643 409	95.5
Lihue	9	113 237	7 368 431	92.1	Holualoa	(X)	—	7 643 409	95.5
Kailua (Hawaii County)	10	90 299	7 458 730	93.2	Nanakuli	(X)	—	7 643 409	95.5
Kaneohe	11	53 836	7 512 566	93.9	Fort Shafter ▲	(X)	—	7 643 409	95.5
Mililani Town	12	47 699	7 560 265	94.5	Halawa ▲	(X)	—	7 643 409	95.5
Kailua (Honolulu County)	13	45 367	7 605 632	95.1	Kalaoa ▲	(X)	—	7 643 409	95.5
Lahaina	14	16 488	7 622 120	95.3	Waimea	(X)	—	7 643 409	95.5
Kihei	15	7 410	7 629 530	95.3	Mountain View	(X)	—	7 643 409	95.5
Waianae	16	4 222	7 633 752	95.4	Wheeler AFB ▲	(X)	—	7 643 409	95.5
Makawao	17	3 262	7 637 014	95.4	Maili	(X)	—	7 643 409	95.5
Kapaa	18	2 811	7 639 825	95.5	Hawaiian Paradise Park ▲	(X)	—	7 643 409	95.5
Waimanalo	19	2 647	7 642 472	95.5	Maunawili	(X)	—	7 643 409	95.5
Haiku-Pauwela	20	937	7 643 409	95.5	Waipio ▲	(X)	—	7 643 409	95.5
Makakilo City	(X)	—	7 643 409	95.5	Waimalu ▲	(X)	—	7 643 409	95.5
Aliamanu ▲	(X)	—	7 643 409	95.5	Schofield Barracks	(X)	—	7 643 409	95.5
Hickam Housing	(X)	—	7 643 409	95.5	Heeiea	(X)	—	7 643 409	95.5
Pupukea ▲	(X)	—	7 643 409	95.5	Captain Cook	(X)	(D)	(X)	(X)
Wailua Homesteads ▲	(X)	—	7 643 409	95.5	Hanamaulu	(X)	(D)	(X)	(X)
Whitmore Village	(X)	—	7 643 409	95.5	Hauula	(X)	(D)	(X)	(X)
Makaha	(X)	—	7 643 409	95.5	Island of Lanai ▲	(X)	(D)	(X)	(X)
Village Park ▲	(X)	—	7 643 409	95.5	Island of Molokai ▲	(X)	(D)	(X)	(X)
Waipio Acres	(X)	—	7 643 409	95.5	Kahaluu	(X)	(D)	(X)	(X)
Waimanalo Beach	(X)	—	7 643 409	95.5	Kalaheo	(X)	(D)	(X)	(X)

See footnotes at end of table.

Table 9. Places With 2,500 Inhabitants or More Ranked by Volume of Sales: 1992 —Con.

[For meaning of abbreviations and symbols, see introductory text. For explanation of terms and comparability of 1987 and 1992 censuses, see appendix A. For information on geographic areas followed by ▲, see appendix F]

Geographic area	Rank ¹	Sales (\$1,000)	Cumulative		Geographic area	Rank ¹	Sales (\$1,000)	Cumulative	
			Sales (\$1,000)	Percent of State total				Sales (\$1,000)	Percent of State total
Hawaii ▲—Con.					Hawaii ▲—Con.				
Kaunakakai -----	(X)	(D)	(X)	(X)	Pukalani -----	(X)	(D)	(X)	(X)
Kekaha -----	(X)	(D)	(X)	(X)	Wahiawa -----	(X)	(D)	(X)	(X)
Laie -----	(X)	(D)	(X)	(X)	Waialua -----	(X)	(D)	(X)	(X)

¹Places with suppressed sales (if applicable) are listed at end of table rather than by rank to avoid disclosing data for individual companies.

Table 10. Counties Ranked by Volume of Sales: 1992

[For meaning of abbreviations and symbols, see introductory text. For explanation of terms and comparability of 1987 and 1992 censuses, see appendix A. For information on geographic areas followed by ▲, see appendix F]

Geographic area	Rank ¹	Sales (\$1,000)	Cumulative		Geographic area	Rank ¹	Sales (\$1,000)	Cumulative	
			Sales (\$1,000)	Percent of State total				Sales (\$1,000)	Percent of State total
Hawaii ▲-----					Hawaii ▲—Con.				
Honolulu ▲ -----	1	6 757 480	6 757 480	84.5	Maui ▲-----	3	512 399	7 807 364	97.6
Hawaii -----	2	537 485	7 294 965	91.2	Kauai -----	4	194 257	8 001 621	100.0

¹Counties with suppressed sales (if applicable) are listed at end of table rather than by rank to avoid disclosing data for individual companies.

Appendix A.

General Explanation

CENSUS COVERAGE AND METHODOLOGY

Structure and method of enumeration. All wholesale firms that had at least one quarter of payroll in 1992 were included in the census of wholesale trade and were mailed either a regular census form or a short form designed to collect basic data and classification information only. The coverage and the method of obtaining census information from each follow:

1. Large companies, i.e., all multiunit firms and all single unit firms above the payroll size cutoff established to separate large from small employers, and a 10-percent sample of the small employers were mailed the appropriate 1992 Census of Distributive Trades establishment report forms. Although the payroll cutoff varied by kind of business, small employers generally included firms with one to three employees and represented about 10 percent of total wholesale sales. For the large companies, a report of company organization is conducted periodically to identify firms which operated establishments at more than one location and to obtain information on payroll and mid-March employment at each location. The 1991 Report of Company Organization was used as a coverage check in the census. In the 1992 Census, all multiestablishment firms were asked to notify the Census Bureau of any establishments for which a form was not received. Report forms were subsequently provided to the firms for these establishments.
2. Small companies other than those included in the 10-percent sample described above were mailed the short forms, which did not include questions on sales by commodity lines and employment by principal activity.

Method of classifying kinds of business. Establishments receiving the regular census forms were classified on the basis of their answers to questions on sales by commodity lines and other inquiries. Those that received short forms were classified on the basis of their self-designation and answers to other inquiries.

COMPARABILITY OF THE 1987 AND 1992 CENSUSES

The 1987 and 1992 censuses were conducted under similar conditions and procedures except for the following:

Classifications. In both 1992 and 1987, classifications are based on the *1987 Standard Industrial Classification (SIC) Manual*.¹ As a result of a later clarification in 1992, the sale of industrial controls has been classified in electrical apparatus and equipment, wiring supplies, and construction materials (SIC 5063) as it was in 1982 and all previous censuses. In 1987, the sale of industrial controls was classified in industrial machinery and equipment (SIC 5084).

Geographic areas. The boundaries of a number of areas for which data are shown in the 1992 census are not the same as in the 1987 census because of annexations; other boundary changes; and redefinitions of metropolitan statistical areas (MSA's), primary metropolitan statistical areas (PMSA's), and consolidated metropolitan statistical areas (CMSA's).² In addition, data for consolidated cities are included in the 1992 census.

Data for special economic urban areas (SEUA's) with 10,000 inhabitants or more in Michigan, Minnesota, New York, and Wisconsin qualified for publication in the 1992 census. This included townships in Michigan and Minnesota and towns in New York and Wisconsin. However, Minnesota did not have any townships that met the publication criteria.

EXPLANATION OF TERMS

Establishments. An establishment is a single physical location at which business is conducted. It is not necessarily identical with a company or enterprise, which may consist of one establishment or more. Census of wholesale trade figures represent a summary of reports for individual establishments rather than companies. For cases where a census report was received, separate information was obtained for each location where business was conducted. When administrative records of other Federal agencies were used instead of a census report, no information was available on the number of locations operated. Estimates of this number were derived from a sample and are provided in the wholesale trade report, *Miscellaneous*

¹*Standard Industrial Classification Manual: 1987.* For sale by Superintendent of Documents, U.S. Government Printing Office, Washington, DC 20402. Stock No. 041-001-00314-2.

²Newly defined metropolitan areas (MA's) were announced by the Office of Management and Budget (OMB) effective June 30, 1993.

Subjects (WC92-S-4). Each wholesale establishment was tabulated according to the physical location at which the business was conducted. The count of establishments represents the number in business at any time during 1992. Appendix G provides a comparison of the number of establishments active any time during the year versus the number in business at the end of the year.

When two activities or more were carried on at a single location under a single ownership, all activities generally were grouped together as a single establishment. The entire establishment was classified on the basis of its major activity and all data for it were included in that classification. However, when distinct and separate economic activities (for which different industry classification codes were appropriate) were conducted at a single location under a single ownership, and when conditions prescribed by the SIC manual for recognizing the existence of more than one establishment were met, separate establishment reports for each of the different activities were obtained in the census.

Firms. A firm is a business organization or entity consisting of one domestic establishment (location) or more under common ownership or control. All establishments of subsidiary firms are included as part of the owning or controlling firm. For the economic census, the terms "firm" and "company" are synonymous.

Sales. Sales include merchandise sold for cash or credit at wholesale and retail by establishments primarily engaged in wholesale trade; receipts from rental or leasing of vehicles, equipment, instruments, tools, etc.; receipts for delivery, installation, maintenance, repair, alteration, storage, and other services; and gasoline, liquor, tobacco, and other excise taxes which are paid by the manufacturer and passed on to the wholesaler.

Sales are net after deductions for refunds and allowances for merchandise returned by customers. Trade-in allowances are not deducted from total sales. Total sales do not include carrying or other credit charges; sales (or other) taxes collected from customers and forwarded to taxing authorities; and nonoperating income from such sources as investments, rental or sale of real estate, etc.

Sales in this report do not include wholesale sales made by manufacturers, retailers, service establishments, or other businesses whose primary activity is other than wholesale trade. They do include receipts other than from the sale of merchandise at wholesale, e.g., service receipts, retail sales, etc., by establishments primarily engaged in wholesale trade.

Sales figures include sales of all establishments in business at any time during the year. Sales shown for agents and brokers represented the value of the goods involved in the transactions rather than the commissions received or earnings.

Annual payroll. Payroll includes all forms of compensation such as salaries, wages, commissions, bonuses, vacation allowances, sick-leave pay, employee contributions to

qualified pension plans, and the value of payments in kind (e.g., free meals and lodgings) paid during the year to all employees. For corporations, payroll includes amounts paid to officers and executives; for unincorporated businesses, it does not include profit or other compensation of proprietors or partners. Payroll is reported before deductions for social security, income tax, insurance, union dues, etc. This definition of payroll is the same as that used on Internal Revenue Service (IRS) form 941.

First quarter payroll. This item consists of payroll, as defined above, paid to persons employed at any time during the quarter January to March 1992.

Paid employees for pay period including March 12. Paid employees consist of the full- and part-time employees, including salaried officers and executives of corporations, who were on the payroll during the pay period including March 12. Included are employees on paid sick leave, paid holidays, and paid vacations; not included are proprietors and partners of unincorporated businesses. The definition of paid employees is the same as that used on IRS form 941.

1992 and 1991 inventories. Inventories consist of stocks of merchandise for sale at the end of 1992 and 1991. They were reported on an ownership basis; all merchandise owned by reporting establishments is included, even though some may be held by others for sale on consignment. Goods held by the reporting establishment, but owned by others, are not included. Data for 1992 and 1991 inventories LIFO composition are published in the 1992 Census of Wholesale Trade report, *Miscellaneous Subjects (WC92-S-4)*.

Operating expenses. Operating expenses include payroll as well as overhead expenses of the establishment. They do not include the cost of goods sold; income or excise taxes; or withdrawals by proprietors or partners of unincorporated businesses.

Auxiliary establishments. Each company included in this census was asked to identify and separately report auxiliary locations whose primary functions were to manage, administer, service, or support the activities of the other establishments of the company. Data presented in this report do not include auxiliary establishments. Data for auxiliaries are presented in a subsequent report issued as part of the 1992 Enterprise Statistics reports.

KIND-OF-BUSINESS CLASSIFICATIONS

Wholesale trade, major groups 50 and 51 in the 1987 SIC manual, includes establishments primarily engaged in selling merchandise to retailers; to industrial, commercial, institutional, farm, or professional business users; or to other wholesalers; or acting as agents or brokers in buying merchandise for or selling merchandise to such persons or companies.

The principal types of establishments included are:

1. Merchant wholesalers who take title to the goods they sell, such as wholesale merchants or jobbers, industrial distributors, voluntary group wholesalers, drop shippers, retailer cooperative warehouses, terminal elevators, and cooperative buying associations.
2. Manufacturers' sales branches and offices (but not retail stores) maintained by manufacturing or mining enterprises apart from their plants or mines for the purpose of marketing their products. Sales branches and offices located at plants are included when separate records are available.
3. Agents, brokers, and commission merchants who buy or sell products owned by others on a commission or agency basis.

Establishments primarily engaged in the wholesale distribution of used products are classified on the basis of the product sold. Establishments primarily engaged in selling merchandise to contractors are included in wholesale trade, with the exception of lumber yards and paint, glass, and wallpaper stores. These exceptions are classified in retail trade if they consider themselves retail, sell to the general public, and their sales to contractors and the general public is more than half their total sales.

Establishments covered by the census were assigned kind-of-business classifications according to the industry classifications defined in the 1987 SIC manual. When a more detailed classification than defined in the SIC manual was needed, additional kinds-of-business were identified within an SIC industry.

Kind-of-business classifications are not interchangeable with commodity classifications, because most businesses sell several kinds of commodities. The kind-of-business code assigned generally reflects either the individual commodity or the commodity group which is the primary source of the establishment's receipts, or some mixture of commodities which characterizes the establishment's business. Thus, the classification of establishments by kind of business does not make it possible to determine either the number of establishments handling a particular commodity or the sales of that commodity. For example, the groceries and related products classification excludes establishments selling food if the sale of food is not the primary source of receipts; moreover, even though establishments are classified as groceries and related products, some of their receipts may be derived from the sale of nonfood products. Information on the extent to which commodities are handled by different kinds of business is available in the 1992 Census of Wholesale Trade report, *Commodity Line Sales* (WC92-S-3). Descriptions of the 1992 Census of Wholesale Trade kind-of-business classifications follow:

Durable Goods (SIC Major Group 50)

This major group includes establishments primarily engaged in the wholesale distribution of durable goods.

Motor vehicles and motor vehicle parts and supplies (SIC 501)

Automobiles and other motor vehicles (SIC 5012). Establishments primarily engaged in the wholesale distribution of new and used passenger automobiles, trucks, trailers, and other motor vehicles, including motorcycles, motor homes, and snowmobiles. Automobile distributors primarily engaged in selling at retail to individual customers for personal use, and also selling a limited amount of new and used passenger automobiles and trucks at wholesale, are classified in Retail Trade, Industry 5511.

SIC 5012 is subdivided in some tables into—

1. Automobile, light trucks, motorcycles, busses and recreational vehicles.
 - a. Automobiles and motorcycles.
 - b. Buses and recreational vehicles.
 - c. Light trucks and vans (14,000 lb or less).
2. Medium and heavy trucks and tractors (over 14,000 lb).
 - a. Medium trucks (14,001 to 26,000 lb).
 - b. Heavy trucks and tractors (over 26,000 lb).

Motor vehicle supplies and new parts (SIC 5013). Establishments primarily engaged in the wholesale distribution of motor vehicle supplies, accessories, tools, and equipment; and new motor vehicle parts.

SIC 5013 is subdivided in some tables into—

1. Motor vehicle supplies and new parts—warehouse distributors.
2. Motor vehicle supplies and new parts—jobbers.
3. Petroleum products marketing equipment.

Tires and tubes (SIC 5014). Establishments primarily engaged in the wholesale distribution of tires and tubes for passenger and commercial vehicles.

Motor vehicle parts, used (SIC 5015). Establishments primarily engaged in the wholesale distribution at wholesale or retail of used motor vehicle parts. This industry includes establishments primarily engaged in dismantling motor vehicles for the purpose of selling parts. Establishments primarily engaged in dismantling motor vehicles for scrap are classified in Industry 5093.

Furniture and homefurnishings (SIC 502)

Furniture (SIC 5021). Establishments primarily engaged in the wholesale distribution of furniture, including bedsprings, mattresses, and other household furniture; office furniture;

and furniture for public parks and buildings. Establishments primarily engaged in the wholesale distribution of partitions, shelving, lockers, and store fixtures are classified in Industry 5046.

SIC 5021 is subdivided in some tables into—

1. Household and lawn furniture.
2. Office and business furniture.

Homefurnishings (SIC 5023). Establishments primarily engaged in the wholesale distribution of homefurnishings and housewares, including antiques; china; glassware and earthenware; lamps (including electric), curtains and draperies; linens and towels; and carpets, linoleum, and all other types of hard and soft surface floor coverings. Establishments primarily engaged in the wholesale distribution of other electrical household goods are classified in Industry 5064, and those distributing precious metal flatware are classified in Industry 5094.

SIC 5023 is subdivided in some tables into—

1. Household china, glassware, and crockery.
2. Linens, domestics, draperies, and curtains.
3. Floor coverings.
4. Other homefurnishings.

Lumber and other construction materials (SIC 503)

Lumber, plywood, millwork and wood panels (SIC 5031). Establishments, with or without yards, primarily engaged in the wholesale distribution of rough, dressed, and finished lumber (but not timber); plywood; reconstituted wood fiber products; doors and windows and their frames (all materials); wood fencing; and other wood or metal millwork.

SIC 5031 is subdivided in some tables into—

1. Lumber—without yard.
2. Lumber—with yard.
3. Plywood, millwork, and wood panels

Brick, stone, and related construction materials (SIC 5032). Establishments primarily engaged in the wholesale distribution of stone, cement, lime construction sand, and gravel; brick (except refractory); asphalt and concrete mixtures; and concrete, stone, and structural clay products (other than refractories). Distributors of industrial sand and of refractory materials are classified in Industry 5085. Establishments primarily engaged in producing ready-mixed concrete are classified in Manufacturing, Industry 3273.

SIC 5032 is subdivided in some tables into—

1. Brick, block, tile, clay/cement sewer pipe.
2. Sand, gravel, and stone.
3. Cement, lime, and related products.

Roofing, siding, and insulation materials (SIC 5033). Establishments primarily engaged in the wholesale distribution of roofing, siding (except wood), and insulation materials.

Construction materials, n.e.c. (SIC 5039). Establishments primarily engaged in the wholesale distribution of mobile homes and of construction materials, not elsewhere classified, including prefabricated buildings and glass. Establishments selling construction materials to the general public and known as retail in the trade are classified in Retail Trade, Industry 5211. Establishments primarily engaged in marketing heavy structural metal products are classified in Industry 5051.

SIC 5039 is subdivided in some tables into—

1. Flat glass and other construction glass.
2. Other construction materials.

Professional and commercial equipment and supplies (SIC 504)

Photographic equipment and supplies (SIC 5043). Establishments primarily engaged in the wholesale distribution of photographic equipment and supplies. Establishments primarily engaged in the wholesale distribution of photocopy, microfilm, and similar equipment are classified in Industry 5044.

Office equipment (SIC 5044). Establishments primarily engaged in the wholesale distribution of office machines and related equipment, including photocopy and microfilm equipment, and safes and vaults. These establishments frequently also sell office supplies. However, establishments primarily engaged in wholesaling most office supplies are classified in Industry Group 511. Establishments primarily engaged in wholesaling office furniture are classified in Industry 5021; and those wholesaling computers and peripheral equipment are classified in Industry 5045.

Computers and computer peripheral equipment and software (SIC 5045). Establishments primarily engaged in the wholesale distribution of computers, computer peripheral equipment, and computer software. These establishments frequently may sell related supplies, but establishments primarily engaged in wholesaling supplies are classified according to the individual product (for example, computer paper in Industry 5112). Establishments primarily engaged in the wholesale distribution of modems and other electronic communications equipment are classified in Industry 5065. Establishments primarily engaged in selling computers and computer peripheral equipment and software for other than business or professional use are classified in Retail Trade, Industry 5734.

SIC 5045 is subdivided in some tables into—

1. Computers and peripheral equipment (selling primarily to business customers).

- a. Computers and peripheral equipment sold for resale.
 - b. Computers and peripheral equipment sold for end use.
2. Computer software (prepackaged, off-the-shelf).

Commercial equipment, n.e.c. (SIC 5046). Establishments primarily engaged in the wholesale distribution of commercial and related machines and equipment, not elsewhere classified, such as commercial cooking and food service equipment; partitions, shelving, lockers, and store fixtures; electrical signs; and balances and scales, except laboratory.

SIC 5046 is subdivided in some tables into—

1. Restaurant and hotel equipment and supplies.
2. Store machines and equipment.

Medical, dental, and hospital equipment and supplies (SIC 5047). Establishments primarily engaged in the wholesale distribution of surgical and other medical instruments, apparatus, and equipment; dentist equipment; artificial limbs; operating room and hospital equipment; X-ray machines; and other electromedical equipment and apparatus used by physicians and in hospitals. Also included in this industry are establishments primarily engaged in the wholesale distribution of professional supplies used by medical and dental practitioners.

SIC 5047 is subdivided in some tables into—

1. Medical and hospital equipment.
2. Dental equipment and supplies.

Ophthalmic Goods (SIC 5048). Establishments primarily engaged in the wholesale distribution of professional equipment and goods used, prescribed, or sold by ophthalmologists, optometrists, and opticians, including ophthalmic frames, lenses, and sunglass lenses.

Professional equipment and supplies, n.e.c. (SIC 5049). Establishments primarily engaged in the wholesale distribution of professional equipment and supplies, not elsewhere classified, such as drafting instruments, laboratory equipment, and scientific instruments.

SIC 5049 is subdivided in some tables into—

1. Religious and school supplies.
2. Other professional equipment and supplies, n.e.c. Establishments primarily engaged in selling specialty lines of professional equipment and supplies not mentioned above, such as veterinarian equipment and supplies, drafting supplies, and scientific equipment.

Metals and minerals, except petroleum (SIC 505)

Metals service centers and offices (SIC 5051). Establishments primarily engaged in marketing semifinished metal products, except precious metals. Establishments in

this industry may operate with warehouses (metals service centers) or without warehouses (metals sales offices). Establishments primarily engaged in marketing precious metals are classified in Industry 5092.

SIC 5051 is subdivided in some tables into—

1. Ferrous metals service centers and offices.
 - a. Ferrous metals service centers.
 - b. Ferrous metals sales offices.
2. Nonferrous metals service centers and offices.
 - a. Nonferrous metals service centers.
 - b. Nonferrous metals sales offices.

Coal and other minerals and ores (SIC 5052). Establishments primarily engaged in the wholesale distribution of coal and coke; copper, iron, lead, and other metallic ores, including precious metal ores; and crude nonmetallic minerals (including concentrates), except crude petroleum. Establishments primarily engaged in the wholesale distribution of nonmetallic minerals used in construction, such as sand and gravel, are classified in Industry 5032. Establishments primarily engaged in the wholesale distribution of crude petroleum are classified in Industry Group 517.

SIC 5052 is subdivided in some tables into—

1. Coal.
2. Other minerals and ores.

Electrical goods (SIC 506)

This industry group includes establishments primarily engaged in the wholesale distribution of electrical generating, distributing, and wiring equipment. It also includes household appliances, whether electrically, manually, or mechanically powered. This industry group does not include electrical commercial and industrial machines, in which electricity does the work directly, e.g., heating, turning a shaft, or ionizing a substance, or electrically powered commercial and industrial machines which are classified in Industry Group 504 or 508.

Electrical apparatus and equipment, wiring supplies, and construction materials (SIC 5063). Establishments primarily engaged in the wholesale distribution of electrical power equipment for the generation, transmission, distribution, or control of electric energy; electrical construction materials for outside power transmission lines and for electrical systems and electric light fixtures and bulbs. Construction contractors primarily engaged in installing electrical systems and equipment from their own stock are classified in Construction, Industry 1731.

Electrical appliances, television and radio sets (SIC 5064). Establishments primarily engaged in the wholesale distribution of radio and television receiving sets, other household electronic sound or video equipment, self-contained air-conditioning room units, and household

electrical appliances. Also included are establishments primarily engaged in the wholesale distribution of household gas and electric laundry equipment and refrigerators and freezers.

Electronic parts and equipment, n.e.c. (SIC 5065).

Establishments primarily engaged in the wholesale distribution of electronic parts and electronic communications equipment, not elsewhere classified, such as telephone and telegraph equipment; radio and television broadcasting and communications equipment; and intercommunications equipment. Establishments primarily engaged in the wholesale distribution of radio and television receiving sets, phonographs, CD-players, and other household sound or video equipment are classified in Industry 5064.

SIC 5065 is subdivided in some tables into—

1. Communications equipment.
2. Other electronic parts and equipment.

Hardware, and plumbing and heating equipment and supplies (SIC 507)

Hardware (SIC 5072). Establishments primarily engaged in the wholesale distribution of cutlery and general hardware, including hand saws; saw blades; brads, staples, and tacks; and bolts, nuts, rivets, and screws. Establishments primarily engaged in the wholesale distribution of nails, noninsulated wire, and screening are classified in Industry 5051.

Plumbing and heating equipment and supplies (hydronics) (SIC 5074). Establishments primarily engaged in the wholesale distribution of hydronic plumbing and heating equipment and supplies. Construction contractors primarily engaged in installing plumbing and heating equipment from their own stock are classified in Construction, Industry 1711.

Warm air heating and air-conditioning equipment and supplies (SIC 5075). Establishments primarily engaged in the wholesale distribution of warm air heating and air-conditioning equipment and supplies. Construction contractors primarily engaged in installing warm air heating and air-conditioning equipment are classified in Construction, Industry 1711.

Refrigeration equipment and supplies (SIC 5078). Establishments primarily engaged in the wholesale distribution of refrigeration equipment and supplies. Construction contractors primarily engaged in installation of refrigeration equipment from their own stock are classified in Construction, Industry 1711.

Machinery, equipment, and supplies (SIC 508)

Construction and mining (except petroleum) machinery and equipment (SIC 5082). Establishments primarily engaged in the wholesale distribution of construction or mining cranes, excavating machinery and equipment, power

shovels, road construction and maintenance machinery, tractor-mounting equipment, and other specialized machinery and equipment used in the construction, mining, and logging industries. Establishments engaged in marketing oil well machinery and equipment are classified in Industry 5084.

Farm and garden machinery and equipment (SIC 5083).

Establishments primarily engaged in the wholesale distribution of agricultural machinery and equipment for use in preparation and maintenance of the soil, the planting and harvesting of crops, and other operations and processes pertaining to work on the farm, lawn, or garden; and dairy and other livestock equipment.

SIC 5083 is subdivided in some tables into—

1. Farm machinery and equipment—farm dealers.
2. Farm machinery and equipment—wholesale distributors.
3. Lawn and garden machinery and equipment.

Industrial machinery and equipment (SIC 5084). Establishments primarily engaged in the wholesale distribution of industrial machinery and equipment, not elsewhere classified.

SIC 5084 is subdivided in some tables into—

1. Food-processing machinery and equipment.
2. General-purpose industrial machinery, equipment, and parts.
3. Metalworking machinery and equipment.
4. Materials handling equipment.
5. Oil well, oil refinery, and pipeline machinery, equipment, and supplies.
6. Other industrial machinery and equipment. Establishments primarily engaged in selling special purpose industrial machinery not elsewhere classified, including printing machinery, paper and paper products machinery, smelting and metal refining machinery and equipment, cigar and cigarette machinery, and similar special industry machinery.

Industrial supplies (SIC 5085). Establishments primarily engaged in the wholesale distribution of industrial supplies, not elsewhere classified.

SIC 5085 is subdivided in some tables into—

1. General-line industrial supplies.
2. Mechanical power transmission equipment.
3. Hydraulic and pneumatic (fluid-power) parts, accessories, and supplies.
4. Welding supplies.
5. Industrial containers and supplies.
6. Industrial valves and fittings, except fluid-power.

7. Other industrial supplies—Establishments primarily engaged in selling a specialty line of industrial materials and supplies not elsewhere classified, such as abrasives, mechanical rubber goods, ropes, cordage, and industrial diamonds.

Service establishment equipment and supplies (SIC 5087). Establishments primarily engaged in the wholesale distribution of equipment and supplies for barber shops, beauty parlors, power laundries, dry-cleaning plants, upholsterers, undertakers, and related personal service establishments.

SIC 5087 is subdivided in some tables into—

1. Beauty and barber equipment and supplies.
2. Custodial (janitors') equipment and supplies.
3. Laundry and dry-cleaning equipment and supplies.
4. Other service establishment equipment and supplies—Establishments primarily engaged in selling a specialty line of service establishment supplies, such as upholsterers' equipment and supplies, seamstresses' supplies, tailors' supplies, undertakers' supplies, municipality equipment and supplies, and shoe repair supplies.

Transportation equipment and supplies, except motor vehicles (SIC 5088). Establishments primarily engaged in the wholesale distribution of transportation equipment and supplies. Establishments primarily engaged in the wholesale distribution of motor vehicles and motor vehicle parts are classified in Industry Group 501, and those distributing pleasure boats are classified in Industry 5091.

SIC 5088 is subdivided in some tables into—

1. Aircraft and aeronautical equipment and supplies.
2. Marine machinery, equipment, and supplies.
3. Other transportation equipment and supplies—Establishments primarily engaged in selling equipment and supplies used in the operation, maintenance, and repair of railroads, streetcars, buses, tramways, aerial hoists, and horsedrawn vehicles.

Miscellaneous durable goods (SIC 509)

Sporting and recreational goods and supplies (SIC 5091). Establishments primarily engaged in the wholesale distribution of sporting goods and accessories; billiard and pool supplies; sporting firearms and ammunition; and marine pleasure craft, equipment and supplies. Establishments primarily engaged in the wholesale distribution of motor vehicles and trailers are classified in Industry 5012; those distributing self-propelled golf carts are classified in Industry 5088; and those distributing athletic apparel and footwear are classified in Industry Group 513.

Toys and hobby goods and supplies (SIC 5092). Establishments primarily engaged in the wholesale distribution of games, toys, hobby goods and supplies, and related goods, such as fireworks and playing cards.

Scrap and waste materials (SIC 5093). Establishments primarily engaged in assembling, breaking up, sorting, and wholesale distribution of scrap and waste materials. This industry includes auto wreckers engaged in dismantling automobiles for scrap. However, those engaged in dismantling automobiles for the purpose of selling secondhand parts at retail are classified in Industry 5015.

SIC 5093 is subdivided in some tables into—

1. Iron and steel scrap processors and dealers.
 - a. Iron and steel scrap processors (using power processing equipment).
 - b. Iron and steel scrap dealers (not using power processing equipment).
2. Nonferrous recyclable materials.

Jewelry, watches, precious stones, and precious metals (SIC 5094). Establishments primarily engaged in the wholesale distribution of jewelry, precious stones and metals, costume jewelry, watches, clocks, silverware, and jewelers' findings. Establishments primarily engaged in the wholesale distribution of precious metal ores are classified in Industry 5052.

SIC 5094 is subdivided in some tables into—

1. Jewelry, watches, diamonds, precious stones, and silverware.
2. Precious metals (excluding ores).

Durable goods, n.e.c. (SIC 5099). Establishments primarily engaged in the wholesale distribution of durable goods, not elsewhere classified, such as musical instruments and forest products, except lumber.

SIC 5099 is subdivided in some tables into—

1. Musical instruments and supplies.
2. Forest products, except lumber.
3. General merchandise—durable.
4. Compact disks, prerecorded audio tapes, and phonograph records.
5. Fire extinguishers and fire safety equipment.
6. Other durable goods.

Nondurable Goods (SIC Major Group 51)

This major group includes establishments primarily engaged in the wholesale distribution of nondurable goods.

Paper and paper products (SIC 511)

Printing and writing paper (SIC 5111). Establishments primarily engaged in the wholesale distribution of printing and writing paper, including envelope paper; fine paper; and groundwood paper.

Stationery and office supplies (SIC 5112). Establishments primarily engaged in the wholesale distribution of stationery and office supplies, including computer and photocopy supplies, envelopes, typewriter paper, file cards and folders, pens, pencils, social stationery, and greeting cards.

Industrial and personal service paper (SIC 5113). Establishments primarily engaged in the wholesale distribution of wrapping and other coarse paper, paperboard, and converted paper and related disposable plastic products, such as bags, boxes, dishes, eating utensils, napkins, and shipping supplies.

Drugs, drug proprietaries, and druggists' sundries (SIC 512)

Drugs, drug proprietaries, and druggists' sundries (SIC 5122). Establishments primarily engaged in the wholesale distribution of prescription drugs, proprietary drugs, druggists' sundries, and toiletries. Establishments primarily engaged in the wholesale distribution of surgical, dental, and hospital equipment are classified in Industry 5047.

SIC 5122 is subdivided in some tables into—

1. General-line drugs—These are wholesalers who reported a substantial portion of their sales in "drugs and pharmaceuticals" and a combination of "proprietary (patent) medicines," "cosmetics," "perfumes," and "other toiletries and druggists' sundries."
2. Specialty-line drugs, pharmaceuticals, cosmetics, and toiletries. These are wholesale establishments engaged in selling limited lines among the above products.

Apparel, piece goods, and notions (SIC 513)

Piece goods, notions, and other dry goods (SIC 5131). Establishments primarily engaged in the wholesale distribution of piece goods or yard goods of natural or man-made fibers, notions (sewing and hair accessories, etc.), and other dry goods. Converters who buy fabric goods (except knit goods) in the grey, have them finished on contract, and sell at wholesale are included here. Converters of knit goods are classified in Manufacturing, Industry Group 225. This industry does not include establishments primarily engaged in the wholesale distribution of homefurnishings which are classified in Industry 5023.

SIC 5131 is subdivided in some tables into—

1. Piece goods.
 - a. Piece goods—jobbers.

b. Piece goods—converters.

2. Notions and other dry goods.

Men's and boys' clothing and furnishings (SIC 5136). Establishments primarily engaged in the wholesale distribution of men's and boys' apparel and furnishings, sportswear, hosiery, underwear, nightwear, and work clothing.

Women's, children's, and infants' clothing and accessories (SIC 5137). Establishments primarily engaged in the wholesale distribution of women's, children's, and infants' clothing and accessories, including hosiery, lingerie, millinery, and furs.

Footwear (SIC 5139). Establishments primarily engaged in the wholesale distribution of footwear (including athletic) made of leather, rubber, and other materials.

Groceries and related products (SIC 514)

Groceries, general-line (SIC 5141). Establishments primarily engaged in the wholesale distribution of a general line of groceries. Establishments primarily engaged in roasting coffee, blending tea, or grinding and packaging spices are classified in Manufacturing Major Group 20.

SIC 5141 is subdivided in some tables into—

1. Voluntary.
2. Retail cooperative.
3. Other general-line.

Packaged frozen foods (SIC 5142). Establishments primarily engaged in the wholesale distribution of packaged quick-frozen vegetables, juices, meats, fish, poultry, pastries, and other "deep freeze" products. Establishments primarily engaged in the wholesale distribution of frozen dairy products are classified in Industry 5143, and those distributing frozen poultry, fish, and meat which are not packaged are classified in Industries 5144, 5146, and 5147, respectively.

Dairy products, except dried or canned (SIC 5143). Establishments primarily engaged in the wholesale distribution of dairy products, such as butter, cheese, ice cream and ices, and fluid milk and cream. This industry does not include establishments primarily engaged in pasteurizing and bottling milk, which are classified in Manufacturing, Industry Group 202. Establishments primarily engaged in the wholesale distribution of dried or canned dairy products are classified in Industry 5149.

SIC 5143 is subdivided in some tables into—

1. Raw milk.
2. Dairy products, except raw milk.

Poultry and poultry products (SIC 5144). Establishments primarily engaged in the wholesale distribution of poultry and poultry products, except canned and packaged frozen products. This industry does not include establishments primarily engaged in the killing and dressing of poultry, which are classified in Manufacturing, Industry 2015. Establishments primarily engaged in the wholesale distribution of packaged frozen poultry are classified in Industry 5142, and those distributing canned poultry are classified in Industry 5149.

SIC 5144 is subdivided in some tables into—

1. Live poultry.
2. Poultry and poultry products, except live.

Confectionery (SIC 5145). Establishments primarily engaged in the wholesale distribution of confectionery and related products, such as candy, chewing gum, fountain fruits, salted or roasted nuts, popcorn, fountain syrups, and potato, corn, and similar chips.

Fish and seafoods (SIC 5146). Establishments primarily engaged in the wholesale distribution (but not packaging) of fresh, cured, or frozen fish and seafoods, except canned or packaged frozen. The preparation of fresh or frozen packaged fish and other seafood, and the shucking and packing of fresh oysters in nonsealed containers, are classified in Manufacturing, Industry 2092. Establishments primarily engaged in the wholesale distribution of canned seafood are classified in Industry 5149, and those distributing packaged frozen foods are classified in Industry 5142.

Meats and meat products (SIC 5147). Establishments primarily engaged in the wholesale distribution of fresh, cured, and processed (but not canned) meats and lard. Establishments primarily engaged in the wholesale distribution of frozen packaged meats are classified in Industry 5142, and those distributing canned meats are classified in Industry 5149.

SIC 5147 is subdivided in some tables into—

1. Meats and meat products, except boxed beef.
2. Packaging boxed beef.

Fresh fruits and vegetables (SIC 5148). Establishments primarily engaged in the wholesale distribution of fresh fruits and vegetables.

Groceries and related products, n.e.c. (SIC 5149). Establishments primarily engaged in the wholesale distribution of groceries and related products, not elsewhere classified. Establishments primarily engaged in the wholesale distribution of soft drinks, and in bottling and distributing natural spring and mineral waters, are classified in this industry, but establishments primarily engaged in bottling soft drinks are classified in Manufacturing, Major Group 20. This industry does not include establishments primarily

engaged in the wholesale distribution of farm-product raw materials classified in Industry Group 515, nor those distributing beer, wine, and distilled alcoholic beverages of Industry Group 518.

SIC 5149 is subdivided in some tables into—

1. Coffee, tea, and spices.
2. Bread and baked goods.
3. Soft drinks.
4. Canned goods.
5. Food and beverage basic materials.
6. Other grocery specialties.

Farm-product raw materials (SIC 515)

Grain and field beans (SIC 5153). Establishments primarily engaged in buying and/or marketing grain (such as corn, wheat, oats, barley, and unpolished rice), dry beans, soybeans, and other inedible beans. Country grain elevators primarily engaged in buying or receiving grain from farmers are included, as well as terminal elevators and other merchants marketing grain. Establishments primarily engaged in the wholesale distribution of field and garden seeds are classified in Industry 5191.

Livestock (SIC 5154). Establishments primarily engaged in buying and/or marketing cattle, hogs, sheep, and goats. This industry also includes the operation of livestock auction markets.

Farm-product raw materials, n.e.c. (SIC 5159). Establishments primarily engaged in buying and/or marketing farm products, not elsewhere classified. Establishments primarily engaged in the wholesale distribution of milk are classified in Industry 5143, and those distributing live poultry are classified in Industry 5144.

SIC 5159 is subdivided in some tables into—

1. Hides, skins, and pelts.
2. Leaf tobacco.
3. Wool, wool tops, and mohair.
4. Cotton.
5. Other farm-product raw materials.

Chemicals and allied products (SIC 516)

Plastics materials and basic forms and shapes (SIC 5162). Establishments primarily engaged in the wholesale distribution of plastics materials, and of unsupported plastics film, sheets, sheeting, rods, tubes, and other basic forms and shapes.

Chemicals and allied products, n.e.c. (SIC 5169). Establishments primarily engaged in the wholesale distribution of chemicals and allied products, not elsewhere classified,

such as acids, industrial and heavy chemicals, dyestuffs, industrial salts, rosin, and turpentine. Establishments primarily engaged in the wholesale distribution of ammunition are classified in Industry Group 509; those distributing agricultural chemicals and pesticides are classified in Industry 5191; those distributing drugs are classified in Industry 5122; and those distributing pigments, paints, and varnishes are classified in Industry 5198.

SIC 5169 is subdivided in some tables into—

1. Industrial gases, except LP.
2. Other chemicals and allied products.

Petroleum and petroleum products (SIC 517)

This industry group includes establishments primarily engaged in the wholesale distribution of crude petroleum and petroleum products. Included are establishments primarily engaged in the distribution of liquefied petroleum gas. Establishments primarily engaged in the transmission and/or distribution of natural gas are classified in Utilities, Industry Group 492.

Petroleum bulk stations and terminals (SIC 5171). Establishments primarily engaged in the wholesale distribution of crude petroleum and petroleum products from bulk liquid storage facilities. These establishments have a bulk liquid storage capacity of 10,000 gallons or more.

SIC 5171 is subdivided in some tables into—

1. Petroleum bulk stations and terminals, except LP.
2. Liquefied petroleum gas bulk stations and terminals.

Petroleum and petroleum products wholesalers, except bulk stations and terminals (SIC 5172). Establishments primarily engaged in the wholesale distribution of crude petroleum and petroleum products. These establishments do not have a bulk liquid storage capacity of 10,000 gallons or more. Included are packaged and bottled petroleum products distributors, truck jobbers, and others marketing petroleum and its products at wholesale.

Beer, wine, and distilled alcoholic beverages (SIC 518)

Beer and ale (SIC 5181). Establishments primarily engaged in the wholesale distribution of beer, ale, porter, and other fermented malt beverages.

Wine and distilled alcoholic beverages (SIC 5182). Establishments primarily engaged in the wholesale distribution of distilled spirits, including neutral spirits and ethyl alcohol used in blended wines and distilled liquors.

SIC 5182 is subdivided in some tables into—

1. Wine and distilled alcoholic beverages—licensed.
2. Wine and distilled alcoholic beverages—State operated.

Miscellaneous nondurable goods (SIC 519)

Farm supplies (SIC 5191). Establishments primarily engaged in the wholesale distribution of animal feeds, fertilizers, agricultural chemicals, pesticides, seeds, and other farm supplies, except grains. Establishments primarily engaged in the wholesale distribution of pet food are classified in Industry 5149, and those distributing pet supplies are classified in Industry 5199.

SIC 5191 is subdivided in some tables into—

1. Farm supplies—farm dealers.
2. Farm supplies—wholesale distributors.

Books, periodicals, and newspapers (SIC 5192). Establishments primarily engaged in the wholesale distribution of books, periodicals, and newspapers.

Flowers, nursery stock, and florists' supplies (SIC 5193). Establishments primarily engaged in the wholesale distribution of flowers, nursery stock, and florists' supplies.

Tobacco and tobacco products (SIC 5194). Establishments primarily engaged in the wholesale distribution of tobacco and its products. Leaf tobacco wholesalers are classified in Industry 5159, and establishments primarily engaged in stemming and redrying tobacco are classified in Manufacturing, Industry 2141.

Paints, varnishes, and supplies (SIC 5198). Establishments primarily engaged in the wholesale distribution of paints, varnishes, wallpaper, and supplies. Establishments selling to the general public and known as retail in the trade are classified in Retail Trade, Industry 5231.

Nondurable goods, n.e.c. (SIC 5199). Establishments primarily engaged in the wholesale distribution of nondurable goods, not elsewhere classified, such as art goods, industrial yarns, textile bags, and bagging and burlap.

SIC 5199 is subdivided in some tables into—

1. Art goods.
2. General merchandise—nondurable.
3. Textile bags and bagging.
4. Specialty advertising (sale of merchandise).
5. Other nondurable goods.

TYPE-OF-OPERATION CLASSIFICATIONS

In addition to being classified by kind of business, each wholesale establishment was classified for the census by type of operation according to the ownership of the business, ownership of the goods sold, or character of the principal transactions. Establishments in wholesale trade are grouped into the following three major types of operation and related subgroups:

Merchant wholesalers. Establishments primarily engaged in buying and selling merchandise on their own account. Included here are such types of establishments as wholesale merchants or jobbers, industrial distributors, voluntary group wholesalers, importers, exporters, cash and carry wholesalers, retailer cooperative warehouses, terminal and country grain elevators, farm products assemblers, wholesale cooperative associations, and petroleum bulk plants and terminals operated by nonrefining companies.

Wholesale distributors and jobbers. Establishments primarily engaged in buying and selling merchandise in the domestic market not manufactured by the parent company.

Importers. Establishments buying and selling goods at wholesale on their own account, whose principal source of purchases was foreign.

Exporters. Establishments primarily engaged in purchasing goods in the United States and selling them to foreign customers.

Terminal grain elevators. Grain elevators primarily engaged in buying and selling grain received from country grain elevators and grain marketing establishments. They have sizable space for grain storage, and products are received primarily by rail or barge rather than by truck.

Country grain elevators. Grain elevators, cooperative or other, buying and receiving grain directly from farmers by truck and selling at wholesale.

Assemblers of farm products, except country grain elevators. Establishments primarily engaged in purchasing directly from farmers and assembling and marketing farm products at wholesale.

Manufacturers' sales branches and offices. Establishments maintained by manufacturing, refining, and mining companies apart from their plants or mines for marketing their products at wholesale. Branch stores selling to household consumers and individual users are classified in retail trade. Sales branches and offices located at plants and administrative offices are included when separate records are available.

Manufacturers' sales branches. A branch with a stock of merchandise for sale. Included are refiner—marketers owned and operated by petroleum refining companies primarily for marketing their products.

Manufacturers' sales offices. An office without a stock of merchandise for sale.

Agents, brokers, and commission merchants. Establishments whose operators are in business for themselves and are primarily engaged in selling or buying goods for others. Included here are such types of operations as auction companies, import agents, export agents, selling agents, merchandise brokers, and commission merchants. "Sales" as shown in census publications for agents, brokers, and commission merchants represent the gross sales (or purchase) value of the goods in the transactions negotiated.

Auction companies. Wholesale establishments primarily engaged in selling merchandise on an agency basis by auction.

Brokers (representing buyers or sellers). Wholesale establishments primarily engaged in selling or buying merchandise in the domestic market on a brokerage basis but not receiving the goods on consignment.

Commission merchants. Wholesale establishments operating in the domestic market receiving goods for sale on consignment.

Import agents. Merchandise agents and brokers in the domestic market buying merchandise from or selling merchandise for foreign firms.

Export agents. Merchandise agents and brokers in the domestic market selling to or buying for foreign customers.

Manufacturers' agents. Wholesale establishments in the domestic market selling for a limited number of manufacturers on a continuing agency basis.



Appendix C. Kind-of-Business Titles and Reporting-Form Numbers

[Listed below are wholesale kind-of-business titles and their corresponding reporting-form numbers. Requests for copies of any of these forms, including the inquiries used to classify establishment by kind of business, should be directed to the Services Division, Bureau of the Census, Washington, DC 20233]

SIC code	Title	Standard form CB-	Short form CB-	SIC code	Title	Standard form CB-	Short form CB-
DURABLE GOODS				DURABLE GOODS—Con.			
501	Motor vehicles and motor vehicle parts and supplies:			509	Miscellaneous durable goods:		
5012	Automobiles and other motor vehicles -----	5012	5003	5091	Sporting and recreational goods and supplies -----	5091	5003
5013	Motor vehicle supplies and new parts -----	5013	5003	5092	Toys and hobby goods and supplies -----	5091	5003
5014	Tires and tubes -----	5013	5003	5093	Scrap and waste materials -----	5093	5003
5015	Motor vehicle parts, used -----	5013	5003	5094	Jewelry, watches, precious stones, and precious metals -----	5094	5003
				5099	Durable goods, n.e.c. -----	5099	5003
DURABLE GOODS				NONDURABLE GOODS			
502	Furniture and homefurnishings:			511	Paper and paper products:		
5021	Furniture -----	5020	5001	5111	Printing and writing paper -----	5110	5102
5023	Homefurnishings -----	5020	5001	5112	Stationery and office supplies -----	5110	5102
				5113	Industrial and personal service paper -----	5110	5102
503	Lumber and other construction materials:			512	Drugs, drug proprietaries, and druggists' sundries:		
5031	Lumber, plywood, millwork, and wood panels -----	5030	5001	5122	Drugs, drug proprietaries, and druggists' sundries -----	5122	5102
5032	Brick, stone, and related construction materials -----	5030	5001				
5033	Roofing, siding, and insulation materials -----	5030	5001				
5039	Construction materials, n.e.c. -----	5030	5001	513	Apparel, piece goods, and notions:		
				5131	Piece goods, notions, and other dry goods -----	5131	5102
504	Professional and commercial equipment and supplies:			5136	Men's and boys' clothing and furnishings -----	5136	5102
5043	Photographic equipment and supplies -----	5043	5003	5137	Women's, children's, and infants' clothing and accessories -----	5136	5102
5044	Office equipment -----	5045	5002	5139	Footwear -----	5136	5102
5045	Computers and computer peripheral equipment and software -----	5045	5002				
5046	Commercial equipment, n.e.c. -----	5043	5002	514	Groceries and related products:		
5047	Medical, dental, and hospital equipment and supplies -----	5047	5002	5141	Groceries, general line -----	5141	5101
5048	Ophthalmic goods -----	5047	5002	5142	Packaged frozen foods -----	5142	5101
5049	Professional equipment and supplies, n.e.c. -----	5047	5002	5143	Dairy products, except dried or canned -----	5143	5101
				5144	Poultry and poultry products -----	5144	5101
505	Metals and minerals, except petroleum:			5145	Confectionery -----	5145	5101
5051	Metals service centers and offices -----	5051	5003	5146	Fish and seafoods -----	5146	5101
5052	Coal and other minerals and ores -----	5052	5003	5147	Meats and meat products -----	5147	5101
				5148	Fresh fruits and vegetables -----	5148	5101
				5149	Groceries and related products, n.e.c. -----	5141	5101
				515	Farm-product raw materials:		
506	Electrical goods:			5153	Grain and field beans -----	5150	5103
5063	Electrical apparatus and equipment, wiring supplies, and construction materials -----	5060	5001	5154	Livestock -----	5150	5103
				5159	Farm-product raw materials, n.e.c. -----	5150	5103
5064	Electrical appliances, television and radio sets -----	5060	5001				
5065	Electronic parts and equipment, n.e.c. -----	5060	5001	516	Chemicals and allied products:		
				5162	Plastics materials and basic forms and shapes -----	5160	5102
				5169	Chemicals and allied products, n.e.c. -----	5160	5102
507	Hardware, and plumbing and heating equipment and supplies:			517	Petroleum and petroleum products:		
5072	Hardware -----	5070	5001	5171	Petroleum bulk stations and terminals -----	5170	1NA
5074	Plumbing and heating equipment and supplies (hydronics) -----	5070	5001	5172	Petroleum and petroleum products wholesalers, except bulk stations and terminals -----	5170	1NA
5075	Warm air heating and air-conditioning equipment and supplies -----	5070	5001				
5078	Refrigeration equipment and supplies -----	5070	5001	518	Beer, wine, and distilled alcoholic beverages:		
				5181	Beer and ale -----	5180	5103
				5182	Wine and distilled alcoholic beverages -----	5180	5103
508	Machinery, equipment, and supplies:			519	Miscellaneous nondurable goods:		
5082	Construction and mining (except petroleum) machinery and equipment -----	5082	5002	5191	Farm supplies -----	5191	5102
5083	Farm and garden machinery and equipment -----	5083	5002	5192	Books, periodicals, and newspapers -----	5192	5102
5084	Industrial machinery and equipment -----	5084	5002	5193	Flowers, nursery stock, and florists' supplies -----	5192	5102
5085	Industrial supplies -----	5085	5002	5194	Tobacco and tobacco products -----	5194	5102
5087	Service establishment equipment and supplies -----	5087	5002	5198	Paints, varnishes, and supplies -----	5198	5102
5088	Transportation equipment and supplies, except motor vehicles -----	5088	5002	5199	Nondurable goods, n.e.c. -----	5199	5102

¹Petroleum wholesalers were all sent form CB-5170.

Appendix D. **Metropolitan Areas**

(Titles and definitions shown for MSA's, CMSA's, and PMSA's are those established by the Office of Management and Budget, as of June 30, 1993)

HAWAII

Honolulu, HI MSA

Honolulu County, HI

Appendix E.

Percent of Sales Data Based on Administrative Records and Estimation for the State: 1992

[For meaning of abbreviations and symbols and for more information on reliability of data, see introductory text. For explanation of terms and comparability of 1987 and 1992 censuses, see appendix A]

SIC code	Kind of business	Percent of sales† —		SIC code	Kind of business	Percent of sales‡ —	
		From administrative records ¹	Estimated ²			From administrative records ¹	Estimated ²
	Wholesale trade -----	4.0	5.1		Wholesale trade —Con.		
50	Durable goods -----	5.8	6.1	50	Durable goods —Con.		
				509	Miscellaneous durable goods -----	11.9	8.5
				5091	Sporting and recreational goods and supplies -----	14.4	11.9
				5092	Toys and hobby goods and supplies -----	35.4	9.4
501	Motor vehicles and motor vehicle parts and supplies -----	3.6	2.6	5093	Scrap and waste materials -----	2.7	8.9
5012	Automobiles and other motor vehicles -----	.9	3.4	5094	Jewelry, watches, precious stones, and precious metals -----	14.1	14.1
5013	Motor vehicle supplies and new parts -----	6.3	2.5	5099	Durable goods, n.e.c. -----	8.2	4.3
5014	Tires and tubes -----	2.0	—				
5015	Motor vehicle parts, used -----	20.7	—	51	Nondurable goods -----	2.9	4.5
502	Furniture and homefurnishings -----	3.6	2.7	511	Paper and paper products -----	3.5	7.7
5021	Furniture -----	6.4	1.1	5111	Printing and writing paper -----	—	1.5
5023	Homefurnishings -----	1.4	3.9	5112	Stationery and office supplies -----	1.8	10.2
				5113	Industrial and personal service paper -----	4.9	7.0
503	Lumber and other construction materials -----	6.3	10.1				
5031	Lumber, plywood, millwork, and wood panels -----	1.8	9.5	512	Drugs, drug proprietaries, and druggists' sundries -----	.2	1.0
5032	Brick, stone, and related construction materials -----	2.2	13.7	5122	Drugs, drug proprietaries, and druggists' sundries -----	.2	1.0
5033	Roofing, siding, and insulation materials -----	5.2	—				
5039	Construction materials, n.e.c. -----	40.5	11.9	513	Apparel, piece goods, and notions -----	9.7	14.3
				5131	Piece goods, notions, and other dry goods -----	18.1	7.7
504	Professional and commercial equipment and supplies -----	4.0	4.9	5136	Men's and boys' clothing and furnishings -----	2.8	16.3
5043	Photographic equipment and supplies -----	(D)	(D)	5137	Women's, children's, and infants' clothing and accessories -----	7.9	14.9
5044	Office equipment -----	—	10.6	5139	Footwear -----	26.8	25.8
5045	Computers and computer peripheral equipment and software -----	1.7	4.4	514	Groceries and related products -----	4.5	4.6
5046	Commercial equipment, n.e.c. -----	36.0	5.9	5141	Groceries, general line -----	1.0	9.1
5047	Medical, dental, and hospital equipment and supplies -----	2.9	3.5	5142	Packaged frozen foods -----	.3	1.6
5048	Ophthalmic goods -----	—	—	5143	Dairy products, except dried or canned -----	2.3	8.5
5049	Professional equipment and supplies, n.e.c. -----	(D)	(D)	5144	Poultry and poultry products -----	(D)	(D)
				5145	Confectionery -----	5.5	5.4
505	Metals and minerals, except petroleum -----	15.6	10.8	5146	Fish and seafoods -----	6.5	2.3
5051	Metals service centers and offices -----	15.6	10.8	5147	Meats and meat products -----	3.0	—
5052	Coal and other minerals and ores -----	—	—	5148	Fresh fruits and vegetables -----	10.4	3.7
				5149	Groceries and related products, n.e.c. -----	(D)	(D)
506	Electrical goods -----	4.4	4.2	515	Farm-product raw materials -----	.2	—
5063	Electrical apparatus and equipment, wiring supplies, and construction materials -----	6.0	4.1	5153	Grain and field beans -----	—	(D)
5064	Electrical appliances, television and radio sets -----	.4	—	5154	Livestock -----	(D)	(D)
5065	Electronic parts and equipment, n.e.c. -----	5.9	9.2	5159	Farm-product raw materials, n.e.c. -----	(D)	(D)
507	Hardware, and plumbing and heating equipment and supplies -----	5.0	7.0	516	Chemicals and allied products -----	.7	5.3
5072	Hardware -----	6.0	6.4	5162	Plastics materials and basic forms and shapes -----	(D)	(D)
5074	Plumbing and heating equipment and supplies (hydronics) -----	4.0	9.8	5169	Chemicals and allied products, n.e.c. -----	(D)	(D)
5075	Warm air heating and air-conditioning equipment and supplies -----	7.4	.4				
5078	Refrigeration equipment and supplies -----	—	—	517	Petroleum and petroleum products -----	.3	1.2
508	Machinery, equipment, and supplies -----	4.4	6.4	5171	Petroleum bulk stations and terminals -----	—	.7
5082	Construction and mining (except petroleum) machinery and equipment -----	—	1.5	5172	Petroleum and petroleum products wholesalers, except bulk stations and terminals -----	2.0	4.2
5083	Farm and garden machinery and equipment -----	—	1.1	518	Beer, wine, and distilled alcoholic beverages -----	—	.2
5084	Industrial machinery and equipment -----	15.7	10.7	5181	Beer and ale -----	—	.1
5085	Industrial supplies -----	.3	9.3	5182	Wine and distilled alcoholic beverages -----	—	.5
5087	Service establishment equipment and supplies -----	16.1	21.0	519	Miscellaneous nondurable goods -----	3.7	10.4
5088	Transportation equipment and supplies, except motor vehicles -----	—	5.8	5191	Farm supplies -----	3.2	11.4
				5192	Books, periodicals, and newspapers -----	.7	7.6
				5193	Flowers, nursery stock, and florists' supplies -----	3.8	21.7
				5194	Tobacco and tobacco products -----	1.2	1.3
				5198	Paints, varnishes, and supplies -----	11.5	10.8
				5199	Nondurable goods, n.e.c. -----	8.9	19.3

¹Includes sales information obtained from administrative records of other Federal agencies.

²Includes sales information which was imputed based on historic company ratios or administrative records, or on industry averages.

Appendix F. Geographic Notes

HAWAII

Note: Hawaii, which has only one incorporated place (Honolulu), is the only State (or equivalent) included in the economic census for which we recognize census designated places (CDP's) as places. We recognize those that have a population of 2,500 or more.

Aliamanu became a CDP during the 1990 census.

Ewa Villages name was changed from Ewa in January 1990.

Fort Shafter became a CDP during the 1990 census.

Halawa became a CDP during the 1990 census.

Hawaiian Beaches became a CDP during the 1990 census.

Hawaiian Paradise Park became a CDP during the 1990 census.

Honolulu County is coextensive with Honolulu city, which is not recognized for the economic census. In agreement with Hawaiian law, the Census Bureau reports data for the separate communities in Honolulu County that the State of Hawaii has identified; Honolulu CDP and the other communities of 2,500 or more population are recognized for the economic census.

Island of Lanai. See "Maui County."

Island of Molokai. See "Maui County."

Kalaoa became a CDP during the 1990 census.

Kaneohe Station name was changed from Mokapu in January 1990.

Maui County consists of four islands. The State requested that two of the islands, Lanai and Molokai, be recognized as "places" for the economic census. Included on the island of Molokai is the nonfunctioning county of Kalawao.

Pupukea became a CDP during the 1990 census.

Village Park became a CDP during the 1990 census.

Wailua Homesteads became a CDP during the 1990 census.

Waimalu became a CDP during the 1990 census.

Waipio became a CDP during the 1990 census.

Wheeler AFB became a CDP during the 1990 census.

Appendix G.

Establishments in Business Any Time During Year and Establishments in Business at End of Year for the State: 1992 and 1987

[For meaning of abbreviations and symbols, see introductory text. For explanation of terms and comparability of 1987 and 1992 censuses, see appendix A]

SIC code	Kind of business	Establishments in business —			
		Any time during year		At end of year	
		1992	1987	1992	1987
	Wholesale trade	2 202	1 998	2 059	1 950
50	Durable goods	1 131	1 038	1 052	1 014
501	Motor vehicles and automotive parts and supplies	121	121	118	115
5012	Automobiles and other motor vehicles	19	11	19	11
5013	Motor vehicle supplies and new parts	78	86	76	81
5014	Tires and tubes	16	12	15	12
5015	Motor vehicle parts, used	8	12	8	11
502	Furniture and homefurnishings	80	69	74	68
5021	Furniture	32	25	30	24
5023	Homefurnishings	48	44	44	44
503	Lumber and other construction materials	123	82	107	81
5031	Lumber, plywood, millwork, and wood panels	48	39	44	38
5032	Brick, stone, and related construction materials	29	15	22	15
5033	Roofing, siding, and insulation materials	15	6	13	6
5039	Construction materials, n.e.c.	31	22	28	22
504	Professional and commercial equipment and supplies	181	193	169	192
5043	Photographic equipment and supplies	13	11	12	11
5044	Office equipment	33	52	30	52
5045	Computers and computer peripheral equipment and software	49	48	42	47
5046	Commercial equipment, n.e.c.	30	34	30	34
5047	Medical, dental, and hospital equipment and supplies	39	34	38	34
5048	Ophthalmic goods	8	8	8	8
5049	Professional equipment and supplies, n.e.c.	9	6	9	6
505	Metals and minerals, except petroleum	23	18	22	18
5051	Metals service centers and offices	23	18	22	18
5052	Coal and other minerals and ores	—	—	—	—
506	Electrical goods	130	121	127	114
5063	Electrical apparatus and equipment, wiring supplies, and construction materials	67	55	65	52
5064	Electrical appliances, television and radio sets	32	33	32	32
5065	Electronic parts and equipment, n.e.c.	31	33	30	30
507	Hardware, and plumbing and heating equipment and supplies	107	93	98	92
5072	Hardware	44	39	41	38
5074	Plumbing and heating equipment and supplies (hydronics)	44	33	39	33
5075	Warm air heating and air-conditioning equipment and supplies	12	8	12	8
5078	Refrigeration equipment and supplies	7	13	6	13
508	Machinery, equipment, and supplies	153	139	142	134
5082	Construction and mining (except petroleum) machinery and equipment	16	8	16	8
5083	Farm and garden machinery and equipment	14	13	13	13
5084	Industrial machinery and equipment	39	45	38	41
5085	Industrial supplies	50	45	45	44
5087	Service establishment equipment and supplies	26	23	24	23
5088	Transportation equipment and supplies, except motor vehicles	8	5	6	5
509	Miscellaneous durable goods	213	202	195	200
5091	Sporting and recreational goods and supplies	39	31	36	31
5092	Toys and hobby goods and supplies	22	15	20	15
5093	Scrap and waste materials	20	21	17	21
5094	Jewelry, watches, precious stones, and precious metals	87	86	80	84
5099	Durable goods, n.e.c.	45	49	42	49
51	Nondurable goods	1 071	960	1 007	936
511	Paper and paper products	100	69	97	67
5111	Printing and writing paper	6	5	6	5
5112	Stationery and office supplies	62	35	60	33
5113	Industrial and personal service paper	32	29	31	29
512	Drugs, drug proprietaries, and druggists sundries	50	40	47	38
5122	Drugs, drug proprietaries, and druggists sundries	50	40	47	38
513	Apparel, piece goods, and notions	125	108	118	103
5131	Piece goods, notions, and other dry goods	25	29	24	27
5136	Men's and boys' clothing and furnishings	45	28	43	25
5137	Women's, children's, and infants' clothing and accessories	43	40	39	40
5139	Footwear	12	11	12	11

SIC code	Kind of business	Establishments in business —			
		Any time during year		At end of year	
		1992	1987	1992	1987
51	Nondurable goods — Con.				
514	Groceries and related products	404	388	377	381
5141	Groceries, general line	54	47	48	47
5142	Packaged frozen foods	56	36	52	36
5143	Dairy products, except dried or canned	9	25	9	24
5144	Poultry and poultry products	9	11	9	10
5145	Confectionery	27	25	26	25
5146	Fish and seafoods	51	45	47	45
5147	Meats and meat products	28	34	28	33
5148	Fresh fruits and vegetables	59	58	53	58
5149	Groceries and related products, n.e.c.	111	107	105	103
515	Farm-product raw materials	13	10	13	10
5153	Grain and field beans	4	4	4	4
5154	Livestock	3	3	3	3
5159	Farm-product raw materials, n.e.c.	6	3	6	3
516	Chemicals and allied products	44	39	41	39
5162	Plastics materials and basic forms and shapes	12	12	11	12
5169	Chemicals and allied products, n.e.c.	32	27	30	27
517	Petroleum and petroleum products	56	50	56	49
5171	Petroleum bulk stations and terminals	32	30	32	29
5172	Petroleum and petroleum products wholesalers, except bulk stations and terminals	24	20	24	20
518	Beer, wine, and distilled alcoholic beverages	37	41	37	40
5181	Beer and ale	18	18	18	18
5182	Wine and distilled alcoholic beverages	19	23	19	22
519	Miscellaneous nondurable goods	242	215	221	209
5191	Farm supplies	50	47	47	45
5192	Books, periodicals, and newspapers	22	15	21	15
5193	Flowers, nursery stock, and florists' supplies	47	30	44	30
5194	Tobacco and tobacco products	10	6	9	5
5198	Paints, varnishes and supplies	14	14	12	13
5199	Nondurable goods, n.e.c.	99	103	88	101

Publication Program

1992 CENSUS OF WHOLESALE TRADE

Publications of the 1992 Census of Wholesale Trade, containing data on wholesale trade establishments with payroll in the United States, are described below. Publications order forms for specific reports may be obtained from any Department of Commerce district office or from Data User Services Division, Customer Services, Bureau of the Census, Washington, DC 20233-8300. The first results were issued in press releases. Final detailed statistics are issued in separate paperbound reports and compact disc-read only memory (CD-ROM).

Final Reports

Geographic area series—52 reports (WC92-A-1 to -52)

A separate paperbound report containing data for establishments with payroll is published for each State, the District of Columbia, and the United States. Each report presents general statistics for establishments with payroll, on number of establishments, sales, payroll, employment, operating expenses, and inventories. At the State level, data also are presented separately for the following types of wholesale operations: merchant wholesalers; manufacturers' sales branches and offices; and agents, brokers, and commission merchants. Less type-of-operation detail is shown below the State level. For States, MA's, and counties and places with 200 wholesale establishments or more, statistics are presented by kind of business. Greater kind-of-business detail is shown for larger areas. In addition, data are shown for all places with 2,500 inhabitants or more and all counties (with no kind-of-business detail). For each State, the District of Columbia, and the United States, 1992 data are provided on sales and employees per establishment, sales and payroll per employee, payroll as a percent of operating expenses, and operating expenses and end-of-year inventories as percentages of sales. Comparative statistics showing percent changes in sales and payroll between 1987 and 1992 also are shown by kind of business.

Subject series—4 reports (WC92-S-1 to -4)

The *Establishment and Firm Size* report (WC92-S-1) presents data for establishments with payroll, based on size of establishment, size of company or firm, and legal form of organization. Establishment statistics are presented by sales size and by employment size; statistics for firms by sales size (including concentration by largest firms), by employment size, and by number of establishments operated (single units and multiunits). Statistics are presented by kind of business on the number of establishments, sales, payroll, and employment for the United States.

The *Measures of Value Produced, Capital Expenditures, Depreciable Assets, and Operating Expenses* report (WC92-S-2) presents data on measures of value produced, capital expenditures, depreciable assets, and operating expenses for firms with payroll

for the United States by major kinds of business. Measures of value produced include gross margin, value added, and net income produced at market prices and factor costs. Operating expenses include annual payroll, supplemental labor costs, purchased services, etc. Sales, purchases, and beginning and ending inventories data also are provided.

The *Commodity Line Sales* report (WC92-S-3) presents data on major categories of commodities sold by wholesale kinds of business for the United States. Data for 15 selected MA's and 15 selected States will be available on electronic media only. Tables present data for each kind of business and show, for each commodity line, the number of establishments handling the line and their sales of the line; the percentage of total sales of the kind of business accounted for by each of the lines carried; and, for establishments actually handling a specific line, the percentage of total sales represented by sales of that line. Summary statistics also are provided for the broad commodity line categories, including counts of establishments and the amount and percentage of the line sold by various kinds of wholesale businesses.

The *Miscellaneous Subjects* report (WC92-S-4) contains data by kind of business on employment by principal activity; sales by class of customer; inventory valuation methods; commissions and gross selling value of business conducted for others by agents and brokers; gross margins, gross profits, and their components; and on petroleum bulk stations and terminals. Data are presented for the United States as a whole; for petroleum bulk stations and terminals, States, and counties.

Electronic Media

All data included in the printed reports are available on CD-ROM. The CD-ROM's provide the same information found in the final reports as well as additional information not published in the final reports, such as commodity line sales data for States (WC92-S-3). Electronic media products are available for users who wish to summarize, rearrange, or process large amounts of data. These products, with corresponding technical documentation, are sold by Data User Services Division, Customer Services, Bureau of the Census, Washington, DC 20233-8300.

OTHER ECONOMIC CENSUS REPORTS

Data on retail trade, service industries, transportation, communications, utilities, financial, insurance, real estate, construction industries, manufactures, mineral industries, enterprise statistics, minority-owned business enterprises, and women-owned businesses also are available from the 1992 Economic Census. A separate series of reports covers the census of outlying areas: Puerto Rico, Virgin Islands of the United States, Guam, and the Northern Marianas. Separate announcements describing these reports are available free of charge from Data User Services Division, Customer Services, Bureau of the Census, Washington, DC 20233-8300.