


1992

Census of Wholesale Trade

WC92-A-7

GEOGRAPHIC AREA SERIES

Connecticut



1992 Census of Wholesale Trade

WC92-A-7

GEOGRAPHIC AREA SERIES

Connecticut

+



+



U.S. Department of Commerce
Ronald H. Brown, Secretary
David J. Barram, Deputy Secretary

Economics and Statistics Administration
Everett M. Ehrlich, Under Secretary
for Economic Affairs

BUREAU OF THE CENSUS
Harry A. Scarr, Acting Director

Acknowledgments

Many persons participated in the various activities of the 1992 Census of Wholesale Trade. The overall planning and review of the census operations were performed by the Economic Census Staff of the Economic Planning and Coordination Division.

This report was prepared in the Services Division. **Bobby E. Russell**, Assistant Chief for Census Programs, was responsible for the overall planning, management, and coordination of the census of wholesale trade. Planning and implementation were under the direction of **John R. Trimble**, Chief, Wholesale Census Branch, with primary staff assistance by **Steven L. Barron**, **John L. Vignali**, **Gary E. Swenson**, **Scott P. Handmaker**, **Daniel C. Collier**, **Barbara A. Collier**, **Cary L. Fletcher**, **Dennis R. Johnson**, and **Karen K. Sigmon**.

Systems and procedures for mailout, receipt, correspondence, data input, industry classification, other clerical processing, administrative record processing, quality control, and the associated electronic computer programs, were developed in the Economic Planning and Coordination Division.

Mailout preparation and receipt operations, clerical and analytical review activities, data keying, and geocoding review were performed by the staff of the Data Preparation Division, **Judith N. Petty**, Chief.

Geographic coding procedures and associated computer programs were developed by the staff of the Geography Division.

The computer processing systems were developed and coordinated in the Economic Statistical Methods and Programming Division, **Charles P. Pautler, Jr.**, Chief. **H. Ray Dennis**, Assistant Chief for Business Programs, was responsible for the design and implementation of the computer systems. The computer programs were prepared under the supervision of **Steven G. McCraith**, Chief, Utilities and Financial Census Branch, and **William C. Wester**, Chief, Business Census Branch, assisted by **Dennis P. Kelly**, **Barbara L. Lambert**, **Josephine S. McLaughlin**, **William D. McClain**, **David Wang**, and **David L. Sipes**.

Computer processing was performed in the Computer Services Division, **Marvin D. Raines**, Chief.

The staff of the Administrative and Publications Services Division, **Walter C. Odom**, Chief, performed planning, design, composition, editorial review, and printing planning and procurement for publications and report forms. **Gladys Rea** provided publication coordination and editing.

Special acknowledgment is also due the many businesses whose cooperation has contributed to the publication of these data.

If you have any questions concerning the statistics in this report, call 301-763-5281.



**Economics and Statistics
Administration**

Everett M. Ehrlich, Under Secretary
for Economic Affairs



BUREAU OF THE CENSUS

Harry A. Scarr, Acting Director

Paula J. Schneider, Principal Associate
Director for Programs

Thomas L. Mesenbourg, Acting Associate
Director for Economic Programs

Thomas L. Mesenbourg, Assistant Director
for Economic Programs

**ECONOMIC PLANNING AND COORDINATION
DIVISION**

Carole A. Ambler, Chief

SERVICES DIVISION

Carole A. Ambler, Acting Chief

Introduction to the Economic Census

PURPOSES AND USES OF THE ECONOMIC CENSUS

The economic census is the major source of facts about the structure and functioning of the Nation's economy. It provides essential information for government, business, industry, and the general public.

The economic census furnishes an important part of the framework for such composite measures as the gross domestic product, input/output measures, production and price indexes, and other statistical series that measure short-term changes in economic conditions.

Policymaking agencies of the Federal Government use the data, especially in monitoring economic activity and providing assistance to business.

State and local governments use the data to assess business activities and tax bases within their jurisdictions and to develop programs to attract business.

Trade associations study trends in their own and competing industries and keep their members informed of market changes.

Individual businesses use the data to locate potential markets and to analyze their own production and sales performance relative to industry or area averages.

AUTHORITY AND SCOPE

Title 13 of the United States Code (sections 131, 191, and 224) directs the Census Bureau to take the economic census every 5 years, covering years ending in 2 and 7. The 1992 Economic Census consists of the following eight censuses:

- Census of Retail Trade
- Census of Wholesale Trade
- Census of Service Industries
- Census of Financial, Insurance, and Real Estate Industries
- Census of Transportation, Communications, and Utilities
- Census of Manufactures
- Census of Mineral Industries
- Census of Construction Industries

Special programs also cover enterprise statistics and minority-owned and women-owned businesses. (The 1992 Census of Agriculture and 1992 Census of Governments are conducted separately.) The next economic census is scheduled to be taken in 1998 covering the year 1997.

AVAILABILITY OF THE DATA

The results of the economic census are available in printed reports for sale by the U.S. Government Printing Office and on compact discs for sale by the Census Bureau. Order forms for all types of products are available on request from Customer Services, Bureau of the Census, Washington, DC 20233-8300. A more complete description of publications being issued from this census is on the inside back cover of this document.

Census facts are also widely disseminated by trade associations, business journals, and newspapers. Volumes containing census statistics are available in most major public and college libraries. Finally, State data centers in every State as well as business and industry data centers in many States also supply economic census statistics.

WHAT'S NEW IN 1992

The 1992 Economic Census covers more of the economy than any previous census. New for 1992 are data on communications, utilities, finance, insurance, and real estate, as well as coverage of more transportation industries. The economic, agriculture, and governments censuses now collectively cover nearly 98 percent of all economic activity.

Among other changes, new 1992 definitions affect the boundaries of about a third of all metropolitan areas. Also, the Survey of Women-Owned Businesses has now been expanded to include all corporations.

HISTORICAL INFORMATION

The economic census has been taken as an integrated program at 5-year intervals since 1967 and before that for 1963, 1958, and 1954. Prior to that time, the individual subcomponents of the economic census were taken separately at varying intervals.

The economic census traces its beginnings to the 1810 Decennial Census, when questions on manufacturing were included with those for population. Coverage of economic activities was expanded for 1840 and subsequent censuses to include mining and some commercial activities. In 1902, Congress established a permanent Census Bureau and directed that a census of manufactures be taken every 5 years. The 1905 Manufactures Census was the first time a census was taken apart from the regular every-10-year population census.

The first census of business was taken in 1930, covering 1929. Initially it covered retail and wholesale trade and construction industries, but it was broadened in 1933 to include some of the service trades.

The 1954 Economic Census was the first census to be fully integrated—providing comparable census data across economic sectors, using consistent time periods, concepts, definitions, classifications, and reporting units. It was the first census to be taken by mail, using lists of firms provided by the administrative records of other Federal agencies. Since 1963, administrative records also have been used to provide basic statistics for very small firms, reducing or eliminating the need to send them census questionnaires. The Enterprise Statistics Program, which publishes combined data from the economic census, was made possible with the implementation of the integrated census program in 1954.

The range of industries covered in the economic censuses has continued to expand. The census of construction industries began on a regular basis in 1967, and the scope of service industries was broadened in 1967, 1977, and 1987. The census of transportation began in 1963 as a set of surveys covering travel, transportation of commodities, and trucks, but expanded in 1987 to cover business establishments in several transportation industries. For 1992, these statistics are incorporated into a broadened census of transportation, communications, and utilities. Also new for 1992 is the census of financial, insurance, and real estate industries. This is part of a gradual expansion in coverage of industries previously subjected to government regulation.

The Survey of Minority-Owned Business Enterprises was first conducted as a special project in 1969 and was incorporated into the economic census in 1972 along with the Survey of Women-Owned Businesses.

An economic census has also been taken in Puerto Rico since 1909, in the Virgin Islands of the United States and Guam since 1958, and in the Commonwealth of the Northern Mariana Islands since 1982.

Statistical reports from the 1987 and earlier censuses provide historical figures for the study of long-term time series and are available in some large libraries. All of the census data published since 1967 are still available for sale on microfiche from the Census Bureau.

AVAILABILITY OF MORE FREQUENT ECONOMIC DATA

While the census provides complete enumerations every 5 years, there are many needs for more frequent data as well. The Census Bureau conducts a number of monthly, quarterly, and annual surveys, with the results appearing in publication series such as Current Business Reports (retail and wholesale trade and service industries), the Annual Survey of Manufactures, Current Industrial Reports, and the Quarterly Financial Report. Most of these surveys, while providing more frequent observations, yield less kind-of-business and geographic detail than the census. The County Business Patterns program offers annual statistics on the number of establishments, employment, and payroll classified by industry within each county.

SOURCES FOR MORE INFORMATION

More information about the scope, coverage, classification system, data items, and publications for each of the economic censuses and related surveys is published in the *Guide to the 1992 Economic Census and Related Statistics*. More information on the methodology, procedures, and history of the census will be published in the *History of the 1992 Economic Census*. Contact Customer Services for information on availability.

Census of Wholesale Trade

GENERAL

The 1992 Census of Wholesale Trade, part of the 1992 Economic Census, covered wholesale trade as defined in the *Standard Industrial Classification Manual: 1987*¹ (SIC). It included all establishments with one or more paid employees primarily engaged in selling merchandise to retailers; other wholesalers; or industrial, commercial, institutional, farm, or professional users. Companies selling products to which they have title, as well as those acting as agents or brokers in buying or selling merchandise to others, are included. The census excluded governmental organizations classified in the covered industries except for wholesale liquor establishments operated by State and local governments.

The basic tabulations in this report do not include data for establishments which are "auxiliary" (primary function is providing a service, such as warehouses) to other establishments within the same organization. Data for auxiliaries are presented in a subsequent report issued as part of the 1992 Enterprise Statistics reports.

Wholesale firms without employees are excluded from the census. In the census of retail trade, the sales of firms with no paid employees are derived from administrative records of other Federal agencies rather than from a direct canvass. These sources proved impractical for wholesale firms without paid employees. In the census of wholesale trade, the sales value is the gross volume of business conducted. Firms which operated wholly or partly on a commission basis must provide both the gross volume of business conducted and commission receipts on census forms. Agents and brokers do not report to other Federal agencies the gross selling value of goods. Moreover, administrative records make no distinction between commission receipts and sales of products by wholesalers.

Appendix A gives a more detailed explanation of census coverage and methodology.

CENSUS DISCLOSURE RULES

In accordance with Federal law governing census reports, no data are published that would disclose the operations of an individual establishment or business. However, the number of establishments in a kind-of-business

classification is not considered a disclosure, therefore, this information may be released even though other information is withheld.

GEOGRAPHIC AREAS COVERED

This report series presents data for the following areas:

1. The United States as a whole.
2. Each State and the District of Columbia
3. Each consolidated metropolitan statistical area (CMSA) and primary metropolitan statistical area (PMSA) defined by the Office of Management and Budget (OMB) as of June 30, 1993. A CMSA is an area used to facilitate the presentation and analysis of data for large concentrations of metropolitan populations. It includes two or more contiguous PMSA's which have a population of at least 1,000,000² and which meet specific criteria of urban character and of social and economic integration.
4. Each metropolitan statistical area (MSA) defined by the OMB as of June 30, 1993. An MSA is an integrated economic and social unit with a population nucleus of at least 50,000 inhabitants.² Each MSA consists of one or more counties meeting standards of metropolitan character; in New England, cities and towns rather than counties are the component geographic units.
5. The area within the State outside metropolitan areas (MA's).
6. Each county or county equivalent.³ Counties are the primary divisions of States, except in Louisiana where they are called parishes and in Alaska where they are called boroughs and census areas. Maryland, Missouri, Nevada, and Virginia have one place or more that is independent of any county organization and constitutes primary divisions of their States. These places are treated as counties and as places.
7. Each consolidated city.³ Consolidated cities are consolidated governments which consists of separately incorporated municipalities.
8. Each municipality of 2,500 inhabitants or more incorporated as a city, borough, village, or town.^{2 3}

¹*Standard Industrial Classification Manual: 1987*. For sale by Superintendent of Documents, U.S. Government Printing Office, Washington, DC 20402. Stock No. 041-001-00314-2.

²According to 1990 Census of Population or subsequent special census.

³Those defined as of January 1, 1992.

For the economic census, boroughs and census areas in Alaska, and boroughs in New York, are not included in this category.

9. Special economic urban areas (SEUA's), which include townships in Michigan, New Jersey, and Pennsylvania and towns in New York, Wisconsin, and the six New England States with 10,000 inhabitants or more.⁴

DOLLAR VALUES

All dollar values presented in this report are expressed in current dollars, i.e., 1992 data are expressed in 1992 dollars and 1987 data in 1987 dollars. Consequently, when making comparisons to prior years, users of the data should consider the inflation that has occurred

RELIABILITY OF DATA

All data compiled in this report originated from either census questionnaires or administrative records of other Federal agencies and, therefore, are not subject to sampling errors. However, the data are subject to nonsampling errors. Nonsampling errors can be attributed to many sources: inability to identify all cases in the actual universe; definition and classification difficulties; differences in the interpretation of questions; errors in recording or coding the data obtained; and other errors of collection, response, coverage, and estimation for missing or misreported data.

The accuracy of these tabulated data is determined by the joint effects of the various nonsampling errors. No direct measurement of these effects has been obtained except for estimation for missing or misreported data; however, precautionary steps were taken in all phases of the collection, processing, and tabulation of the data in an effort to minimize the effects of nonsampling errors.

The Census Bureau obtains on computer tape limited information extracted from administrative records of other Federal agencies. This information is used in conjunction with other information available to the Census Bureau to develop estimates for nonemployers, small employers, and other establishments for which responses were not received in time for publication. For an indication of the extent that data included in these reports were obtained from the administrative records of other Federal agencies and from estimation, rather than reports directly from respondents, see appendix E. Also, see appendix A for a more detailed explanation of census coverage and methodology.

SPECIAL TABULATIONS

Special tabulations of data collected in the 1992 Census of Wholesale Trade may be obtained, depending on availability of time and personnel, on diskette, computer tape,

⁴According to 1990 Census of Population or subsequent special census.

or in tabular form. The data will be in summary form and subject to the same rules prohibiting disclosure of confidential information (including name, address, kind of business, or other data for individual business establishments or companies) as are the regular publications.

Special tabulations are prepared on a cost basis. A request for a cost estimate, as well as exact specifications on the type and format of the data to be provided, should be directed to the Chief, Services Division, Bureau of the Census, Washington, DC 20233.

To discuss a special tabulation before submitting specifications, call 1-800-541-8345.

ABBREVIATIONS AND SYMBOLS

The following abbreviations and symbols are used in this publication:

–	Represents zero.
(D)	Withheld to avoid disclosing data for individual companies; data are included in broader kind-of-business totals.
(IC)	Independent city.
(NA)	Not available.
(NC)	Not comparable.
(X)	Not applicable.
CMSA	Consolidated metropolitan statistical area.
MA	Metropolitan area.
MSA	Metropolitan statistical area.
n.e.c.	Not elsewhere classified.
PMSA	Primary metropolitan statistical area.
pt.	Part.
r	Revised.
SEUA	Standard economic urban area.
SIC	Standard Industrial Classification.

The following symbols are used in this publication to show employment size ranges for employment data that has been withheld to avoid disclosing data for individual companies (employment size range codes are provided for the first time in the 1992 Economic Census):

Symbol	Employment size
AA	0—19
BB	20—99
CC	100—249
EE	250—499
FF	500—999
GG	1,000—2,499
HH	2,500—4,999
II	5,000—9,999
JJ	10,000—24,999
KK	25,000—49,999
LL	50,000—99,999
MM	100,000 or more

Users' Guide for Locating Statistics in This Report by Table Number

Information shown in tables	Table									
	1	2	3	4	5	6	7	8	9	10
GEOGRAPHIC AREAS										
The State	X	X	X						X	X
Metropolitan Areas (MA's) in the State.....							X			
Area of the State not in any MA								X		
Counties in the State				X						X
Places in the State				² X	¹ X	¹ X			² X	
DATA ITEMS³										
Establishments.....	X		X	⁴ X	⁴ X	⁴ X	⁴ X	⁴ X		
Sales	X		X	⁴ X	⁴ X	⁴ X	⁴ X	⁴ X	X	X
Annual payroll	X		X	⁴ X	⁴ X	⁴ X	⁴ X	⁴ X		
First-quarter payroll.....	X									
Paid employees for pay period including March 12, 1992	X		X	⁵ X	⁵ X	⁵ X	⁵ X	⁵ X		
Inventories	X									
Operating expenses	X									
Sales per establishment.....		X								
Sales per employee		X								
Annual payroll per employee.....		X								
Annual payroll as a percent of operating expenses.....		X								
Employees per establishment.....		X								
Operating expenses as a percent of sales		X								
End-of-year inventories as a percent of sales....		X								
1987 to 1992 comparative statistics (sales, payroll, etc.).....			X							
Counties ranked by volume of sales										X
Places ranked by volume of sales.....									² X	

¹Includes areas with 200 wholesale establishments or more.

²Includes places with 2,500 inhabitants or more, according to the 1990 Census of Population.

³See Explanation of Terms, appendix A.

⁴Manufacturers' sales branches and offices, and agents, brokers, and commission merchants are combined and displayed as "other types of operation."

⁵Presented for total and merchant wholesalers only.

Users' Guide for Locating Statistics in the 1992 Census of Wholesale Trade Reports

Report and geographic area	Information shown in reports by kind of business or industry category										
	Number of establishments	Sales (\$1,000)	Payroll (\$1,000)	Number of employees	Inventories (\$1,000)	Operating expenses (\$1,000)	Commodity line sales (\$1,000)	Sales size and employment size ¹	Legal form of organization	Petroleum bulk stations and terminals	Selected topics
GEOGRAPHIC AREA SERIES											
United States	X	X	X	X	X	X	X				
State	X	X	X	X	X	X	X				
MA	X	X	X	X	X						
County	X	X	X	X	X						
Place	X	X	X	X	X						
ESTABLISHMENT AND FIRM SIZE (INCLUDING LEGAL FORM OF ORGANIZATION)											
United States	X	X	² X	² X	² X	² X		X	X		
MEASURES OF VALUE PRODUCED, CAPITAL EXPENDITURES, DEPRECIABLE ASSETS, AND OPERATING EXPENSES											
United States ²		X	X		X	X			X		³ X
COMMODITY LINE SALES											
United States	X	X					X				
State ⁴	X	X					X				
MA ⁴	X	X					X				
MISCELLANEOUS SUBJECTS											
United States	X	X	X	X	X	X				X	⁵ X
State					X	X				X	
County					X	X				X	

¹Establishments and firms.

²Merchant wholesalers only.

³Value produced, capital expenditures, depreciable assets, and selected operating expenses detail.

⁴Available on CD ROM only.

⁵Class of customer; employment by principal activity; detailed type of operation; inventory detail; commissions of agents and brokers; and gross margins, gross profits, and their components of merchant wholesalers.

Contents

Connecticut

[Page numbers listed here omit the prefix that appears as part of the number of each page]

	Page
Introduction to the Economic Census	III
Census of Wholesale Trade	V
Users' Guide for Locating Statistics in This Report by Table Number	VII
Users' Guide for Locating Statistics in the 1992 Census of Wholesale Trade Reports ...	VIII
Summary of Findings	2

FIGURES

1. Percent of Wholesale Sales by Type of Operation: 1992 and 1987	3
2. Wholesale Sales by Industry Group: 1992 and 1987	4
3. Wholesale Employment by Industry Group: 1992 and 1987	5
Maps	6

TABLES

1. Summary Statistics for the State: 1992	7
2. Selected Ratios for the State: 1992	11
3. Comparative Statistics for the State: 1992 and 1987	14
4. Summary Statistics for Counties and for Places With 2,500 Inhabitants or More: 1992	17
5. Summary Statistics for Places With 200 Establishments or More: 1992	19
6. Summary Statistics for Counties With 200 Establishments or More: 1992	21
7. Summary Statistics for Metropolitan Areas: 1992	26
8. Summary Statistics for the Area Outside Metropolitan Areas: 1992	40
9. Places With 2,500 Inhabitants or More Ranked by Volume of Sales: 1992	41
10. Counties Ranked by Volume of Sales: 1992	41

APPENDIXES

A. General Explanation	A-1
B. Sample Report Form and Instructions	B-1
C. Kind-of-Business Titles and Reporting-Form Numbers	C-1
D. Metropolitan Areas	D-1
E. Percent of Sales Data Based on Administrative Records and Estimation for the State: 1992	E-1
F. Geographic Notes	F-1
G. Establishments in Business Any Time During Year and Establishments in Business at End of Year for the State: 1992 and 1987	G-1

Publication Program

Inside back cover

Summary of Findings

Connecticut had 6,262 wholesale establishments in 1992 with \$78.3 billion in sales. This represents a 2.0 percent increase in wholesale establishments and a 59.1 percent increase in sales over 1987 according to the 1992 Census of Wholesale Trade conducted by the Bureau of the Census, U.S. Department of Commerce.

Merchant wholesalers accounted for 82.2 percent or 5,146 of the total establishments and 75.6 percent or \$59.3 billion of the total sales in 1992 compared with 81.0 percent of the establishments and 66.9 percent of the sales in 1987. Manufacturers' sales branches and offices with 463 establishments and \$13.9 billion in sales and agents, brokers, and commission merchants with 653 establishments and \$5.2 billion in sales made up the rest of the wholesale trade total in 1992.

Jewelry, watches, precious stones, and precious metals wholesalers were the largest group of wholesalers by kind of business in terms of sales with \$18.4 billion followed by petroleum products wholesalers except bulk stations and terminals with \$12.9 billion and petroleum bulk stations and terminals with \$2.9 billion. Out of 69 kind of business groups, these three accounted for 43.6 percent of the total sales in the State.

Annual payroll for all wholesalers in the State was up from \$2.4 billion in 1987 to \$3.2 billion in 1992. Merchant wholesalers had annual payroll of \$2.1 billion in 1992 while manufacturers' sales branches and offices recorded \$952.3 million and agents, brokers, and commission merchants had \$133.0 million.

Employment by all wholesalers in Connecticut as of mid-March 1992 was 77,114, a decrease of 9.0 percent since 1987. Merchant wholesalers with 59,782 employees accounted for 77.5 percent of the total wholesale employment in 1992 compared with 77.8 percent in 1987.

Inventories of \$3.5 billion were held at wholesale establishments in the State at the end of 1992. Merchant wholesalers held 80.5 percent of these inventories while manufacturers' sales branches and sales offices held 19.2 percent and agent, brokers, and commission merchants held .3 percent. Inventories of all wholesalers decreased during 1992 by 4.2 percent while those of merchant wholesalers decreased 5.4 percent.

Payroll per employee in the State averaged \$41.5 thousand for all wholesalers in 1992, an increase of 47.4 percent since 1987. Merchant wholesalers averaged \$35.4 thousand per employee while manufacturers' sales branches and offices was \$65.4 thousand and agents, brokers, and commission merchants were \$47.9 thousand in 1992.

Annual payroll as a percent of operating expenses for all wholesalers increased from 48.4 percent in 1987 to 51.3 percent in 1992. The ratio for merchant wholesalers was 48.6 percent; for manufacturers' sales branches and offices it was 58.0 percent; and for agents, brokers and commission merchants it was 54.7 percent.

Figure 1. **Percent of Wholesale Sales by Type of Operation: 1992 and 1987**
(Percents may not add to 100 because of rounding. For meaning of abbreviations and symbols, see introductory text)

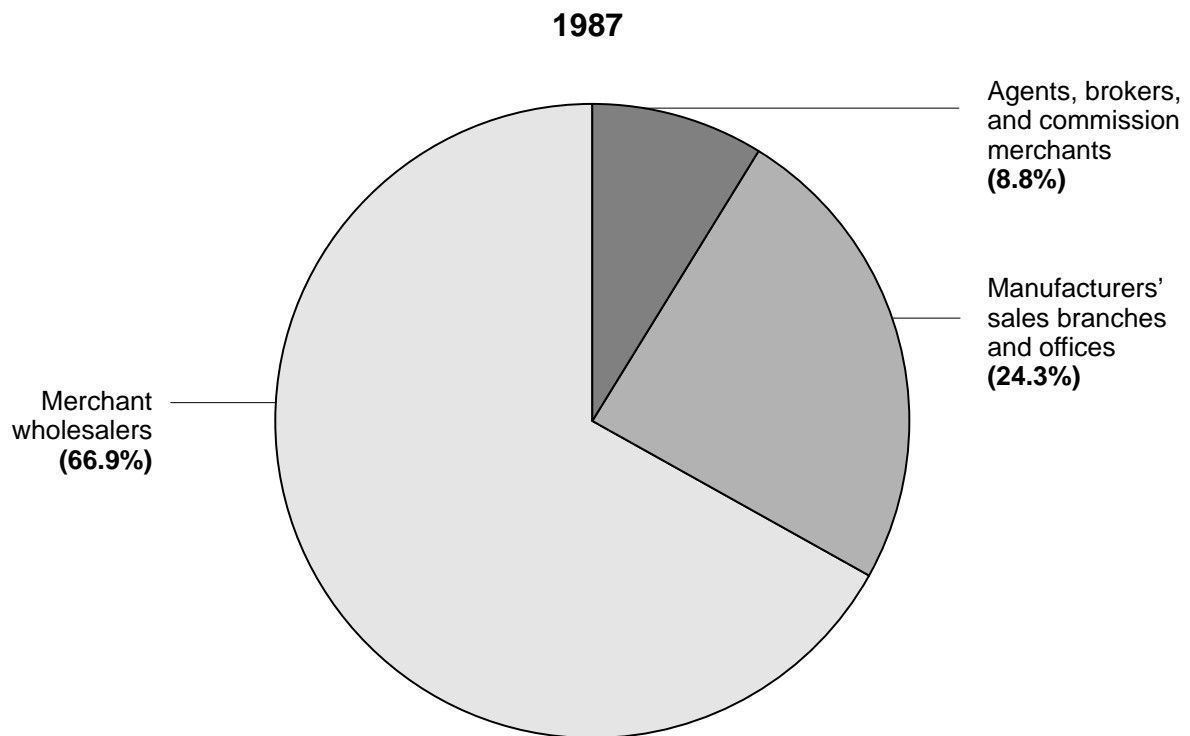
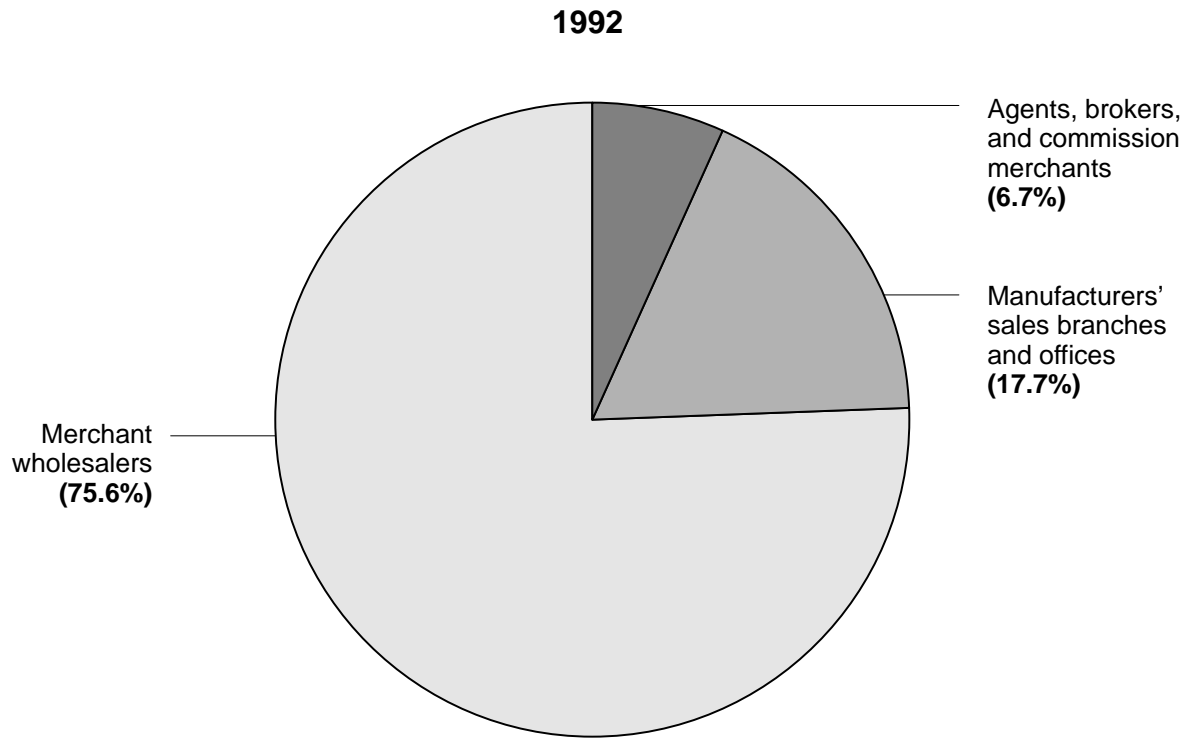




Figure 2. **Wholesale Sales by Industry Group: 1992 and 1987**
 (Millions of dollars. For meaning of abbreviations and symbols, see introductory text)

1992 
 1987 

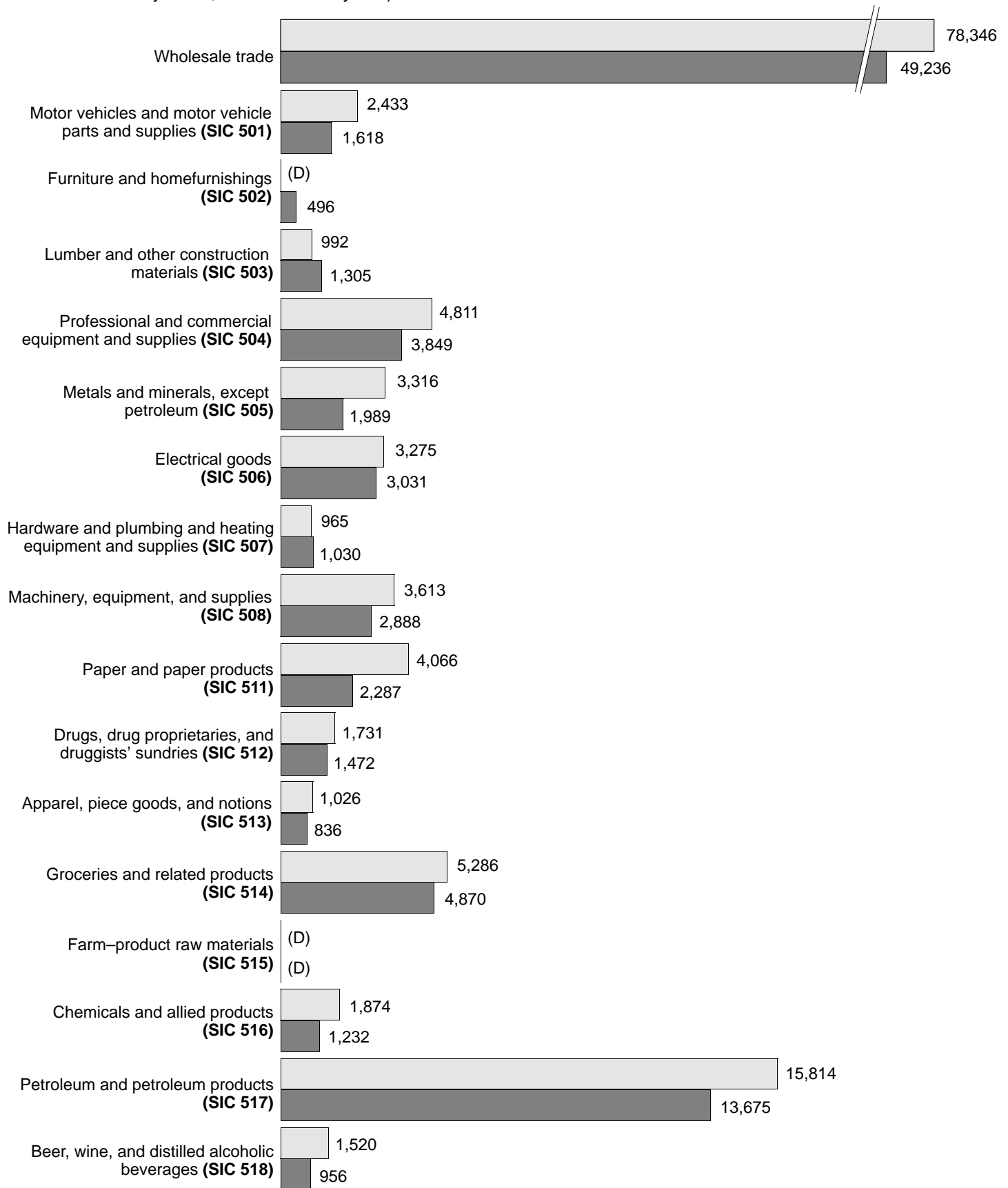




Figure 3. **Wholesale Employment by Industry Group: 1992 and 1987**
 (Number. For meaning of abbreviations and symbols, see introductory text)

1992 
 1987 

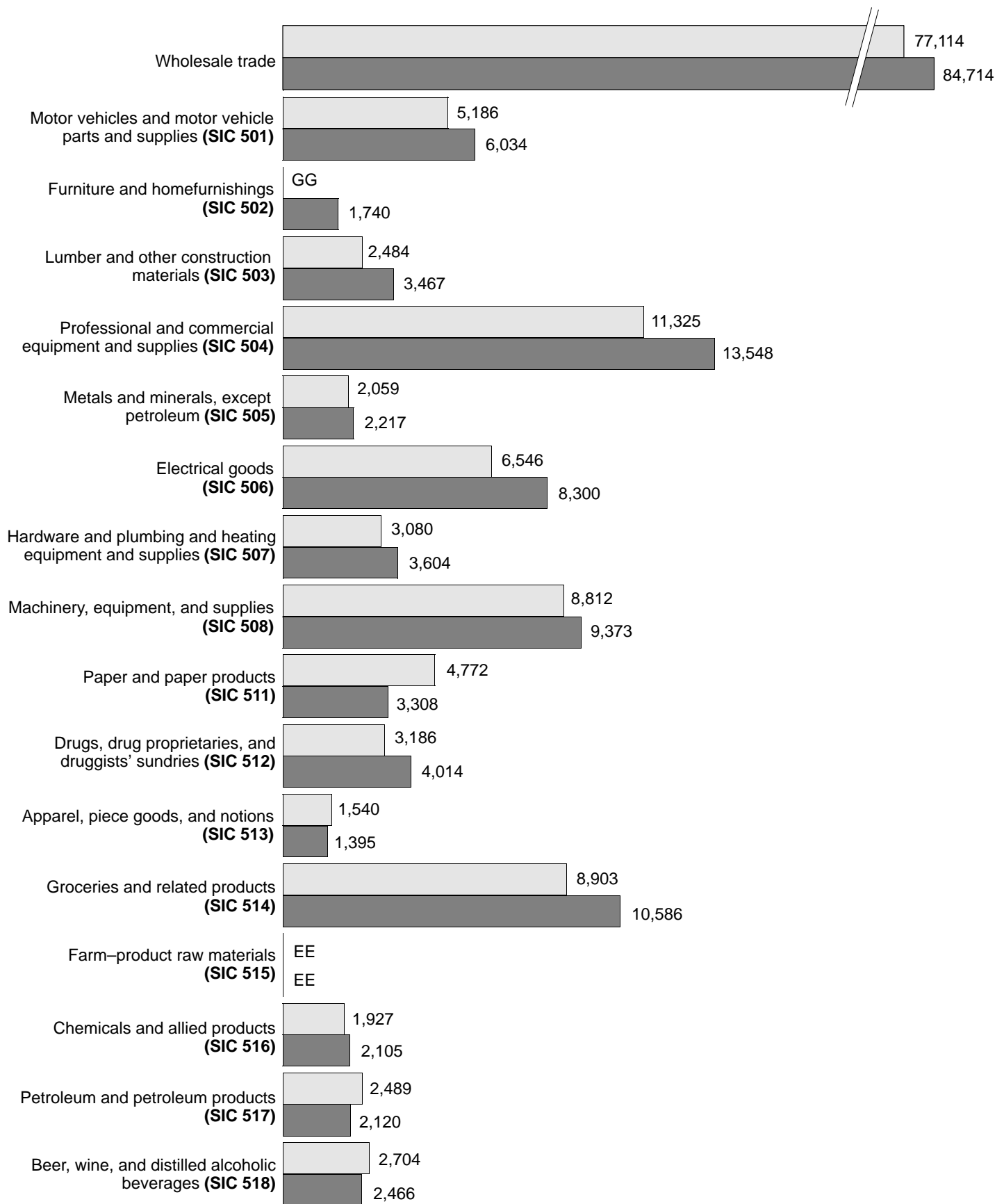




Table 1. Summary Statistics for the State: 1992

[For meaning of abbreviations and symbols, see introductory text. For explanation of terms and comparability of 1987 and 1992 censuses, see appendix A]

SIC code	Type of operation and kind of business	Establishments (number)	Sales (\$1,000)	Annual payroll (\$1,000)	First-quarter payroll (\$1,000)	Paid employees for pay period including March 12 (number)	Operating expenses (\$1,000)	End-of-1991 inventories (\$1,000)	End-of-1992 inventories (\$1,000)
	Wholesale trade -----	6 262	78 345 745	3 200 357	768 687	77 114	6 238 041	3 683 456	3 528 863
	TYPES OF OPERATION								
	Merchant wholesalers -----	5 146	59 251 252	2 115 127	483 786	59 782	4 354 495	3 005 079	2 841 500
	Wholesale distributors and jobbers -----	4 698	50 012 658	1 832 803	422 192	53 805	3 596 449	2 354 103	2 246 896
	Importers -----	318	3 373 665	210 811	49 267	4 804	613 885	478 513	434 789
	Exporters -----	117	5 818 950	67 067	11 455	1 013	135 693	171 349	158 621
	Terminal grain elevators -----	-	-	-	-	-	-	-	-
	Country grain elevators -----	-	-	-	-	-	-	-	-
	Assemblers of farm products, except country grain elevators -----	13	45 979	4 446	872	160	8 468	1 114	1 194
	Manufacturers' sales branches and sales offices -----	463	13 878 640	952 277	257 437	14 558	1 640 670	667 291	677 330
	Sales branches (with stock) -----	249	6 804 127	759 501	211 794	10 785	1 274 799	667 291	677 330
	Sales offices (without stock) -----	214	7 074 513	192 776	45 643	3 773	365 871	-	-
	Agents, brokers, and commission merchants ----	653	5 215 853	132 953	27 464	2 774	242 876	11 086	10 033
	Auction companies -----	5	(D)	(D)	(D)	CC	(D)	(D)	(D)
	Brokers -----	80	1 305 529	16 531	3 631	328	31 608	200	161
	Commission merchants -----	74	440 183	16 704	3 385	451	30 247	1 671	1 896
	Import agents -----	16	136 755	4 151	1 324	71	8 402	2 219	1 407
	Export agents -----	13	(D)	(D)	(D)	BB	(D)	(D)	(D)
	Manufacturers' agents -----	465	2 451 089	82 844	17 813	1 683	150 070	6 376	5 865
	TYPES OF OPERATION BY KIND OF BUSINESS								
	Wholesale trade -----	6 262	78 345 745	3 200 357	768 687	77 114	6 238 041	3 683 456	3 528 863
50	Durable goods -----	4 272	39 673 776	1 982 755	493 031	45 304	3 567 563	2 090 293	2 082 468
501	Motor vehicles and motor vehicle parts and supplies -----	542	2 432 501	138 819	31 297	5 186	253 732	169 595	156 898
5012	Automobiles and other motor vehicles -----	88	1 054 705	31 786	5 625	907	52 621	55 854	41 189
5013	Motor vehicle supplies and new parts -----	350	563 077	78 289	19 147	3 321	147 429	96 644	96 441
5014	Tires and tubes -----	40	778 899	19 330	4 303	520	37 156	12 855	15 201
5015	Motor vehicle parts, used -----	64	35 820	9 414	2 222	438	16 526	4 242	4 067
502	Furniture and homefurnishings -----	203	(D)	(D)	(D)	GG	(D)	(D)	(D)
5021	Furniture -----	97	(D)	(D)	(D)	FF	(D)	(D)	(D)
5023	Homefurnishings -----	106	253 045	25 708	6 055	832	57 085	26 837	29 191
503	Lumber and other construction materials -----	247	992 454	83 511	19 495	2 484	165 854	73 232	79 339
5031	Lumber, plywood, millwork, and wood panels -----	95	518 070	37 337	8 629	1 162	79 844	46 324	51 002
5032	Brick, stone, and related construction materials -----	70	135 065	17 994	4 047	522	35 694	6 319	7 731
5033	Roofing, siding, and insulation materials -----	37	224 504	15 694	3 811	422	27 969	10 966	13 170
5039	Construction materials, n.e.c. -----	45	114 815	12 486	3 008	378	22 347	9 623	7 436
504	Professional and commercial equipment and supplies ----	712	4 811 440	778 263	213 003	11 325	1 202 994	409 431	458 752
5043	Photographic equipment and supplies -----	25	128 310	9 720	2 685	300	18 726	5 553	5 550
5044	Office equipment -----	147	663 129	78 988	20 249	2 443	131 666	60 253	56 556
5045	Computers and computer peripheral equipment and software -----	272	1 950 600	197 675	46 548	3 809	354 847	83 106	93 132
5046	Commercial equipment, n.e.c. -----	62	105 679	12 684	3 030	466	26 019	6 145	6 413
5047	Medical, dental, and hospital equipment and supplies ---	120	1 699 728	434 706	130 040	2 995	580 026	207 961	245 590
5048	Ophthalmic goods -----	29	108 670	19 507	4 560	588	44 252	30 312	35 341
5049	Professional equipment and supplies, n.e.c. -----	57	155 324	24 983	5 891	724	47 458	16 101	16 170
505	Metals and minerals, except petroleum -----	207	3 316 377	89 811	20 563	2 059	195 606	240 004	244 372
5051	Metals service centers and offices -----	189	2 807 202	80 452	18 813	1 976	173 800	221 727	237 889
5052	Coal and other minerals and ores -----	18	509 175	9 359	1 750	83	21 806	18 277	6 483
506	Electrical goods -----	592	3 274 885	248 323	60 794	6 546	459 311	231 911	235 831
5063	Electrical apparatus and equipment, wiring supplies, and construction materials -----	306	1 103 692	109 905	26 114	3 056	204 303	88 670	93 344
5064	Electrical appliances, television and radio sets -----	43	384 073	18 030	4 229	412	43 315	29 457	33 094
5065	Electronic parts and equipment, n.e.c. -----	243	1 787 120	120 388	30 451	3 078	211 693	113 784	109 393
507	Hardware, and plumbing and heating equipment and supplies -----	344	964 607	101 407	23 768	3 080	186 037	121 765	133 284
5072	Hardware -----	111	413 147	39 021	9 158	1 177	68 893	55 676	62 360
5074	Plumbing and heating equipment and supplies (hydronics) -----	159	404 491	46 749	11 082	1 469	90 188	51 502	55 081
5075	Warm air heating and air-conditioning equipment and supplies -----	63	117 499	12 716	2 793	341	21 347	12 489	13 896
5078	Refrigeration equipment and supplies -----	11	29 470	2 921	735	93	5 609	2 098	1 947
508	Machinery, equipment, and supplies -----	1 029	3 613 416	338 773	78 965	8 812	642 077	474 772	453 582
5082	Construction and mining (except petroleum) machinery and equipment -----	52	112 268	16 467	3 901	461	30 587	63 792	52 958
5083	Farm and garden machinery and equipment -----	46	94 691	10 933	2 493	458	22 567	25 036	27 031
5084	Industrial machinery and equipment -----	544	1 553 228	172 799	39 483	4 327	324 102	174 726	169 050
5085	Industrial supplies -----	232	1 040 495	66 530	15 678	1 770	128 568	88 891	79 007
5087	Service establishment equipment and supplies -----	74	269 147	24 660	6 156	831	56 914	36 104	44 769
5088	Transportation equipment and supplies, except motor vehicles -----	81	543 587	47 384	11 254	965	79 339	86 223	80 767
509	Miscellaneous durable goods -----	396	(D)	(D)	(D)	HH	(D)	(D)	(D)
5091	Sporting and recreational goods and supplies -----	72	309 760	18 725	4 075	623	42 624	26 595	28 079
5092	Toys and hobby goods and supplies -----	37	194 004	11 585	2 523	338	34 649	19 453	17 476
5093	Scrap and waste materials -----	118	433 793	42 560	9 250	1 470	89 480	30 413	32 833
5094	Jewelry, watches, precious stones, and precious metals -	58	18 359 160	50 274	11 424	888	127 171	226 207	168 209
5099	Durable goods, n.e.c. -----	111	(D)	(D)	(D)	FF	(D)	(D)	(D)

Table 1. Summary Statistics for the State: 1992 —Con.

[For meaning of abbreviations and symbols, see introductory text. For explanation of terms and comparability of 1987 and 1992 censuses, see appendix A]

SIC code	Type of operation and kind of business	Establishments (number)	Sales (\$1,000)	Annual payroll (\$1,000)	First-quarter payroll (\$1,000)	Paid employees for pay period including March 12 (number)	Operating expenses (\$1,000)	End-of-1991 inventories (\$1,000)	End-of-1992 inventories (\$1,000)
TYPES OF OPERATION BY KIND OF BUSINESS — Con.									
Wholesale trade — Con.									
51	Nondurable goods	1 990	38 671 969	1 217 602	275 656	31 810	2 670 478	1 593 163	1 446 395
511	Paper and paper products	337	4 065 913	148 813	36 318	4 772	310 659	153 686	163 052
5111	Printing and writing paper	61	2 303 742	37 944	9 240	692	75 581	36 597	45 737
5112	Stationery and office supplies	184	1 239 752	73 247	18 161	3 084	167 640	94 625	94 074
5113	Industrial and personal service paper	92	522 419	37 622	8 917	996	67 438	22 464	23 241
512	Drugs, drug proprietaries, and druggists' sundries	83	1 731 070	122 333	27 686	3 186	271 748	174 664	195 162
5122	Drugs, drug proprietaries, and druggists' sundries	83	1 731 070	122 333	27 686	3 186	271 748	174 664	195 162
513	Apparel, piece goods, and notions	168	1 025 810	86 716	16 133	1 540	181 057	112 454	103 736
5131	Piece goods, notions, and other dry goods	52	93 427	6 633	1 425	229	14 505	7 421	9 747
5136	Men's and boys' clothing and furnishings	42	135 135	8 899	1 997	305	20 213	9 588	11 331
5137	Women's, children's, and infants' clothing and accessories	48	360 164	45 188	6 792	376	70 291	11 635	13 159
5139	Footwear	26	437 084	25 996	5 917	630	76 048	83 810	69 499
514	Groceries and related products	516	5 286 319	286 972	67 551	8 903	664 527	229 727	216 277
5141	Groceries, general line	61	1 630 714	81 189	20 298	2 645	160 428	84 923	85 551
5142	Packaged frozen foods	33	548 232	20 039	4 343	550	73 443	51 857	46 878
5143	Dairy products, except dried or canned	40	414 762	18 990	4 027	595	47 166	12 590	10 876
5144	Poultry and poultry products	13	103 497	5 295	1 262	249	10 148	1 686	1 812
5145	Confectionery	33	213 235	14 630	3 499	518	32 700	17 557	13 110
5146	Fish and seafoods	32	113 030	6 612	1 445	196	13 634	8 639	8 976
5147	Meats and meat products	36	137 903	10 315	2 478	400	20 511	3 293	3 293
5148	Fresh fruits and vegetables	60	244 171	14 573	2 996	494	28 327	2 161	2 067
5149	Groceries and related products, n.e.c.	208	1 880 775	115 329	27 203	3 256	278 170	47 021	43 732
515	Farm-product raw materials	23	(D)	(D)	(D)	EE	(D)	(D)	(D)
5153	Grain and field beans	10	(D)	(D)	(D)	EE	(D)	(D)	(D)
5154	Livestock	4	(D)	(D)	(D)	AA	(D)	(D)	(D)
5159	Farm-product raw materials, n.e.c.	9	(D)	(D)	(D)	BB	(D)	(D)	(D)
516	Chemicals and allied products	211	1 873 592	88 885	20 662	1 927	191 975	95 724	82 139
5162	Plastics materials and basic forms and shapes	58	402 572	19 548	4 537	498	37 499	17 914	19 230
5169	Chemicals and allied products, n.e.c.	153	1 471 020	69 337	16 125	1 429	154 476	77 810	62 909
517	Petroleum and petroleum products	134	15 814 429	131 945	29 754	2 489	302 615	490 629	322 963
5171	Petroleum bulk stations and terminals	84	2 865 150	53 436	12 992	1 326	129 433	117 525	78 476
5172	Petroleum and petroleum products wholesalers, except bulk stations and terminals	50	12 949 279	78 509	16 762	1 163	173 182	373 104	244 487
518	Beer, wine, and distilled alcoholic beverages	58	1 520 254	118 561	28 271	2 704	291 436	93 209	92 935
5181	Beer and ale	28	639 937	53 283	12 551	1 147	134 703	21 713	20 624
5182	Wine and distilled alcoholic beverages	30	880 317	65 278	15 720	1 557	156 733	71 496	72 311
519	Miscellaneous nondurable goods	460	(D)	(D)	(D)	II	(D)	(D)	(D)
5191	Farm supplies	57	132 141	13 010	2 867	468	24 365	10 215	12 878
5192	Books, periodicals, and newspapers	84	987 938	64 524	16 447	2 218	149 879	55 898	61 974
5193	Flowers, nursery stock, and florists' supplies	48	79 401	10 464	2 283	479	20 028	5 328	6 266
5194	Tobacco and tobacco products	44	1 244 131	62 647	11 436	1 064	86 556	20 026	22 331
5198	Paints, varnishes, and supplies	40	96 972	9 454	2 549	294	19 413	9 019	9 114
5199	Nondurable goods, n.e.c.	187	(D)	(D)	(D)	GG	(D)	(D)	(D)
Merchant wholesalers									
50	Durable goods	3 531	30 189 398	1 220 539	282 201	35 509	2 409 983	1 641 447	1 608 477
501	Motor vehicles and motor vehicle parts and supplies	521	952 952	117 978	27 933	4 793	217 644	161 388	148 890
5012	Automobiles and other motor vehicles	82	(D)	(D)	(D)	FF	(D)	(D)	(D)
5013	Motor vehicle supplies and new parts	340	(D)	(D)	(D)	HH	(D)	(D)	(D)
5014	Tires and tubes	35	96 125	11 565	2 384	375	21 961	12 067	14 372
5015	Motor vehicle parts, used	64	35 820	9 414	2 222	438	16 526	4 242	4 067
502	Furniture and homefurnishings	163	361 074	44 977	10 712	1 486	98 578	37 853	40 570
5021	Furniture	73	158 389	21 707	5 274	749	46 463	12 038	12 624
5023	Homefurnishings	90	202 685	23 270	5 438	737	52 115	25 815	27 946
503	Lumber and other construction materials	210	731 349	73 591	16 864	2 204	143 680	62 953	70 037
5031	Lumber, plywood, millwork, and wood panels	83	430 891	33 636	7 792	1 091	73 038	43 451	47 376
5032	Brick, stone, and related construction materials	63	91 497	16 554	3 686	484	30 627	5 005	6 327
5033	Roofing, siding, and insulation materials	27	141 595	13 710	3 299	363	23 823	8 705	10 872
5039	Construction materials, n.e.c.	37	67 366	9 691	2 087	266	16 192	5 792	5 462
504	Professional and commercial equipment and supplies	593	2 414 643	248 772	59 279	6 837	491 473	237 123	253 461
5043	Photographic equipment and supplies	20	(D)	(D)	(D)	CC	(D)	(D)	(D)
5044	Office equipment	129	492 526	54 352	14 005	1 854	86 376	53 015	48 705
5045	Computers and computer peripheral equipment and software	222	1 133 212	95 973	21 714	2 222	160 777	71 946	81 397
5046	Commercial equipment, n.e.c.	57	(D)	(D)	(D)	EE	(D)	(D)	(D)
5047	Medical, dental, and hospital equipment and supplies	95	449 329	46 973	11 508	1 076	135 915	56 172	62 233
5048	Ophthalmic goods	23	97 073	18 177	4 254	518	41 196	29 978	34 980
5049	Professional equipment and supplies, n.e.c.	47	115 170	17 847	4 093	589	36 045	15 034	15 050
505	Metals and minerals, except petroleum	155	2 328 296	74 884	16 875	1 739	159 386	195 505	191 413
5051	Metals service centers and offices	139	(D)	(D)	(D)	GG	(D)	(D)	(D)
5052	Coal and other minerals and ores	16	(D)	(D)	(D)	BB	(D)	(D)	(D)
506	Electrical goods	439	1 549 033	170 238	39 923	4 719	326 291	175 052	180 049
5063	Electrical apparatus and equipment, wiring supplies, and construction materials	227	645 822	81 301	19 316	2 368	152 565	83 501	86 688
5064	Electrical appliances, television and radio sets	39	(D)	(D)	(D)	EE	(D)	(D)	(D)
5065	Electronic parts and equipment, n.e.c.	173	(D)	(D)	(D)	GG	(D)	(D)	(D)

Table 1. Summary Statistics for the State: 1992 —Con.

[For meaning of abbreviations and symbols, see introductory text. For explanation of terms and comparability of 1987 and 1992 censuses, see appendix A]

SIC code	Type of operation and kind of business	Establishments (number)	Sales (\$1,000)	Annual payroll (\$1,000)	First-quarter payroll (\$1,000)	Paid employees for pay period including March 12 (number)	Operating expenses (\$1,000)	End-of-1991 inventories (\$1,000)	End-of-1992 inventories (\$1,000)
TYPES OF OPERATION BY KIND OF BUSINESS —Con.									
Merchant wholesalers —Con.									
50	Durable goods —Con.								
507	Hardware, and plumbing and heating equipment and supplies -----	284	762 129	88 230	20 777	2 757	163 775	115 677	127 251
5072	Hardware -----	95	324 397	33 775	7 823	1 052	60 762	51 776	58 160
5074	Plumbing and heating equipment and supplies (hydronics) -----	133	344 833	42 570	10 243	1 355	82 573	49 831	53 586
5075	Warm air heating and air-conditioning equipment and supplies -----	49	83 979	10 399	2 341	290	17 618	12 369	13 808
5078	Refrigeration equipment and supplies -----	7	8 920	1 486	370	60	2 822	1 701	1 697
508	Machinery, equipment, and supplies -----	828	1 989 665	269 939	61 731	7 440	502 903	366 846	359 817
5082	Construction and mining (except petroleum) machinery and equipment -----	48	103 502	16 004	3 773	445	29 073	60 154	52 952
5083	Farm and garden machinery and equipment -----	44	(D)	(D)	(D)	EE	(D)	(D)	(D)
5084	Industrial machinery and equipment -----	415	1 038 621	145 516	33 074	3 763	272 305	165 876	160 534
5085	Industrial supplies -----	195	394 718	51 860	11 878	1 477	94 208	38 385	39 038
5087	Service establishment equipment and supplies -----	68	(D)	(D)	(D)	FF	(D)	(D)	(D)
5088	Transportation equipment and supplies, except motor vehicles -----	58	198 324	24 184	5 236	511	45 186	51 601	45 916
509	Miscellaneous durable goods -----	338	19 100 257	131 930	28 107	3 534	306 253	289 050	236 989
5091	Sporting and recreational goods and supplies -----	59	186 846	16 506	3 515	574	37 742	25 273	26 934
5092	Toys and hobby goods and supplies -----	32	164 585	10 893	2 379	315	32 690	19 453	17 476
5093	Scrap and waste materials -----	116	(D)	(D)	(D)	GG	(D)	(D)	(D)
5094	Jewelry, watches, precious stones, and precious metals -----	49	(D)	(D)	(D)	FF	(D)	(D)	(D)
5099	Durable goods, n.e.c. -----	82	(D)	(D)	(D)	FF	(D)	(D)	(D)
51	Nondurable goods -----	1 615	29 061 854	894 588	201 585	24 273	1 944 512	1 363 632	1 233 023
511	Paper and paper products -----	261	1 427 643	109 792	26 593	3 556	231 208	98 274	108 811
5111	Printing and writing paper -----	42	782 950	29 049	7 051	553	52 357	33 239	40 898
5112	Stationery and office supplies -----	150	389 195	50 268	12 446	2 164	122 803	45 009	47 191
5113	Industrial and personal service paper -----	69	255 498	30 475	7 096	839	56 408	20 026	20 722
512	Drugs, drug proprietaries, and druggists' sundries -----	67	1 119 713	65 461	13 855	2 020	128 992	149 906	169 950
5122	Drugs, drug proprietaries, and druggists' sundries -----	67	1 119 713	65 461	13 855	2 020	128 992	149 906	169 950
513	Apparel, piece goods, and notions -----	129	681 841	76 002	14 586	1 467	159 107	110 489	101 563
5131	Piece goods, notions, and other dry goods -----	44	48 018	5 671	1 295	212	12 651	5 491	7 625
5136	Men's and boys' clothing and furnishings -----	34	76 679	7 239	1 684	290	17 052	9 559	11 331
5137	Women's, children's, and infants' clothing and accessories -----	33	145 407	38 675	5 958	351	56 331	11 629	13 108
5139	Footwear -----	18	411 737	24 417	5 649	614	73 073	83 810	69 499
514	Groceries and related products -----	428	3 323 127	210 359	50 031	6 725	492 106	172 031	166 577
5141	Groceries, general line -----	51	1 291 067	75 683	18 889	2 450	150 767	84 904	85 530
5142	Packaged frozen foods -----	25	303 137	15 420	3 357	453	49 998	9 237	7 423
5143	Dairy products, except dried or canned -----	33	212 699	15 514	3 225	487	39 894	11 885	9 905
5144	Poultry and poultry products -----	10	89 032	5 077	1 223	245	9 719	1 686	1 812
5145	Confectionery -----	30	(D)	(D)	(D)	EE	(D)	(D)	(D)
5146	Fish and seafoods -----	30	(D)	(D)	(D)	CC	(D)	(D)	(D)
5147	Meats and meat products -----	34	(D)	(D)	(D)	EE	(D)	(D)	(D)
5148	Fresh fruits and vegetables -----	56	(D)	(D)	(D)	EE	(D)	(D)	(D)
5149	Groceries and related products, n.e.c. -----	159	796 854	59 304	14 483	1 729	160 130	38 694	36 558
515	Farm-product raw materials -----	17	(D)	(D)	(D)	EE	(D)	(D)	(D)
5153	Grain and field beans -----	9	(D)	(D)	(D)	EE	(D)	(D)	(D)
5154	Livestock -----	2	(D)	(D)	(D)	AA	(D)	(D)	(D)
5159	Farm-product raw materials, n.e.c. -----	6	(D)	(D)	(D)	BB	(D)	(D)	(D)
516	Chemicals and allied products -----	168	1 593 400	77 085	17 860	1 676	166 515	93 514	78 116
5162	Plastics materials and basic forms and shapes -----	43	246 927	15 466	3 587	408	29 691	16 523	16 142
5169	Chemicals and allied products, n.e.c. -----	125	1 346 473	61 619	14 273	1 268	136 824	76 991	61 974
517	Petroleum and petroleum products -----	115	14 315 590	116 980	26 348	2 223	259 582	432 507	274 954
5171	Petroleum bulk stations and terminals -----	72	2 138 164	43 811	10 666	1 118	103 013	59 403	30 467
5172	Petroleum and petroleum products wholesalers, except bulk stations and terminals -----	43	12 177 426	73 169	15 682	1 105	156 569	373 104	244 487
518	Beer, wine, and distilled alcoholic beverages -----	51	1 006 293	89 535	21 122	2 114	201 644	87 823	87 567
5181	Beer and ale -----	26	(D)	(D)	(D)	FF	(D)	(D)	(D)
5182	Wine and distilled alcoholic beverages -----	25	(D)	(D)	(D)	GG	(D)	(D)	(D)
519	Miscellaneous nondurable goods -----	379	(D)	(D)	(D)	HH	(D)	(D)	(D)
5191	Farm supplies -----	49	97 678	10 795	2 331	412	20 850	7 265	8 782
5192	Books, periodicals, and newspapers -----	56	431 314	47 734	11 130	1 566	94 394	40 717	46 755
5193	Flowers, nursery stock, and florists' supplies -----	46	(D)	(D)	(D)	EE	(D)	(D)	(D)
5194	Tobacco and tobacco products -----	42	(D)	(D)	(D)	EE	(D)	(D)	(D)
5198	Paints, varnishes, and supplies -----	24	41 684	6 095	1 377	187	10 849	6 974	7 041
5199	Nondurable goods, n.e.c. -----	162	(D)	(D)	(D)	GG	(D)	(D)	(D)
Manufacturers' sales branches and sales offices -----									
50	Durable goods -----	288	6 758 311	676 422	193 056	7 918	1 003 353	439 543	464 378
501	Motor vehicles and motor vehicle parts and supplies -----	14	(D)	(D)	(D)	CC	(D)	(D)	(D)
502	Furniture and homefurnishings -----	4	(D)	(D)	(D)	BB	(D)	(D)	(D)
503	Lumber and other construction materials -----	25	191 484	8 089	2 189	240	18 696	10 279	9 302
504	Professional and commercial equipment and supplies -----	74	2 248 213	521 827	151 820	4 262	697 277	171 108	203 148
505	Metals and minerals, except petroleum -----	24	745 674	9 310	2 392	221	26 409	42 389	51 627
506	Electrical goods -----	69	1 226 814	60 212	17 089	1 419	102 845	55 708	54 300

Table 1. **Summary Statistics for the State: 1992** —Con.

[For meaning of abbreviations and symbols, see introductory text. For explanation of terms and comparability of 1987 and 1992 censuses, see appendix A]

SIC code	Type of operation and kind of business	Estab-lish-ments (number)	Sales (\$1,000)	Annual payroll (\$1,000)	First-quarter payroll (\$1,000)	Paid employees for pay period including March 12 (number)	Operating expenses (\$1,000)	End-of-1991 inventories (\$1,000)	End-of-1992 inventories (\$1,000)
TYPES OF OPERATION BY KIND OF BUSINESS									
— Con.									
Manufacturers' sales branches and sales offices — Con.									
50	Durable goods — Con.								
507	Hardware, and plumbing and heating equipment and supplies	9	41 897	4 506	1 192	121	7 186	5 200	5 206
508	Machinery, equipment, and supplies	63	1 070 935	44 194	11 647	877	92 439	106 081	92 247
509	Miscellaneous durable goods	6	(D)	(D)	(D)	FF	(D)	(D)	(D)
51	Nondurable goods	175	7 120 329	275 855	64 381	6 640	637 317	227 748	212 952
511	Paper and paper products	33	2 226 334	30 660	7 668	1 037	63 461	54 009	54 166
512	Drugs, drug proprietaries, and druggists' sundries	12	604 294	56 546	13 792	1 163	142 210	24 758	25 212
513	Apparel, piece goods, and notions	3	(D)	(D)	(D)	AA	(D)	(D)	(D)
514	Groceries and related products	42	1 085 277	62 074	14 494	1 809	145 874	57 653	49 675
515	Farm-product raw materials	—	—	—	—	—	—	—	—
516	Chemicals and allied products	18	148 137	8 191	2 024	189	18 273	2 044	3 910
517	Petroleum and petroleum products	14	980 854	11 384	2 852	241	36 874	58 122	48 009
518	Beer, wine, and distilled alcoholic beverages	5	(D)	(D)	(D)	FF	(D)	(D)	(D)
519	Miscellaneous nondurable goods	48	1 545 403	77 932	16 389	1 609	140 495	23 817	24 490
	Agents, brokers, and commission merchants	653	5 215 853	132 953	27 464	2 774	242 876	11 086	10 033
50	Durable goods	453	2 726 067	85 794	17 774	1 877	154 227	9 303	9 613
501	Motor vehicles and motor vehicle parts and supplies	7	(D)	(D)	(D)	CC	(D)	(D)	(D)
502	Furniture and homefurnishings	36	77 781	2 725	615	106	5 773	25	125
503	Lumber and other construction materials	12	69 621	1 831	442	40	3 478	—	—
504	Professional and commercial equipment and supplies	45	148 584	7 664	1 904	226	14 244	1 200	2 143
505	Metals and minerals, except petroleum	28	242 407	5 617	1 296	99	9 811	2 110	1 332
506	Electrical goods	84	499 038	17 873	3 782	408	30 175	1 151	1 482
507	Hardware, and plumbing and heating equipment and supplies	51	160 581	8 671	1 799	202	15 076	888	827
508	Machinery, equipment, and supplies	138	552 816	24 640	5 587	495	46 735	1 845	1 518
509	Miscellaneous durable goods	52	(D)	(D)	(D)	CC	(D)	(D)	(D)
51	Nondurable goods	200	2 489 786	47 159	9 690	897	88 649	1 783	420
511	Paper and paper products	43	411 936	8 361	2 057	179	15 990	1 403	75
512	Drugs, drug proprietaries, and druggists' sundries	4	7 063	326	39	3	546	—	—
513	Apparel, piece goods, and notions	36	(D)	(D)	(D)	BB	(D)	(D)	(D)
514	Groceries and related products	46	877 915	14 539	3 026	369	26 547	43	25
515	Farm-product raw materials	6	(D)	(D)	(D)	AA	(D)	(D)	(D)
516	Chemicals and allied products	25	132 055	3 609	778	62	7 187	166	113
517	Petroleum and petroleum products	5	517 985	3 581	554	25	6 159	—	—
518	Beer, wine, and distilled alcoholic beverages	2	(D)	(D)	(D)	AA	(D)	(D)	(D)
519	Miscellaneous nondurable goods	33	(D)	(D)	(D)	CC	(D)	(D)	(D)

Table 2. Selected Ratios for the State: 1992

[For meaning of abbreviations and symbols, see introductory text. For explanation of terms and comparability of 1987 and 1992 censuses, see appendix A]

SIC code	Type of operation and kind of business	Sales		Annual payroll		Employees per establishment ¹ (number)	Operating expenses as percent of sales	End-of-1992 inventories as percent of sales
		Per establishment (dollars)	Per employee ¹ (dollars)	Per employee ¹ (dollars)	As percent of operating expenses			
	Wholesale trade	12 511 298	1 015 973	41 502	51.3	12	8.0	4.5
50	Durable goods	9 286 933	875 723	43 766	55.6	11	9.0	5.2
501	Motor vehicles and motor vehicle parts and supplies	4 488 009	469 051	26 768	54.7	10	10.4	6.5
5012	Automobiles and other motor vehicles	11 985 284	1 162 850	35 045	60.4	10	5.0	3.9
5013	Motor vehicle supplies and new parts	1 608 791	169 550	23 574	53.1	9	26.2	17.1
5014	Tires and tubes	19 472 475	1 497 883	37 173	52.0	13	4.8	2.0
5015	Motor vehicle parts, used	559 688	81 781	21 493	57.0	7	46.1	11.4
502	Furniture and home furnishings	(D)	(D)	(D)	(D)	(D)	(D)	(D)
5021	Furniture	(D)	(D)	(D)	(D)	(D)	(D)	(D)
5023	Home furnishings	2 387 217	304 141	30 899	45.0	8	22.6	11.5
503	Lumber and other construction materials	4 018 032	399 539	33 620	50.4	10	16.7	8.0
5031	Lumber, plywood, millwork, and wood panels	5 453 368	445 843	32 132	46.8	12	15.4	9.8
5032	Brick, stone, and related construction materials	1 929 500	258 745	34 471	50.4	7	28.4	5.7
5033	Roofing, siding, and insulation materials	6 067 676	532 000	37 190	56.1	11	12.5	5.9
5039	Construction materials, n.e.c.	2 551 444	303 743	33 032	55.9	8	19.5	6.5
504	Professional and commercial equipment and supplies	6 757 640	424 851	68 721	64.7	16	25.0	9.5
5043	Photographic equipment and supplies	5 132 400	427 700	32 400	51.9	12	14.6	4.3
5044	Office equipment	4 511 082	271 440	32 332	60.0	17	19.9	8.5
5045	Computers and computer peripheral equipment and software	7 171 324	512 103	51 897	55.7	14	18.2	4.8
5046	Commercial equipment, n.e.c.	1 704 500	226 779	27 219	48.7	8	24.6	6.1
5047	Medical, dental, and hospital equipment and supplies	14 164 400	567 522	145 144	74.9	25	34.1	14.4
5048	Ophthalmic goods	3 747 241	184 813	33 175	44.1	20	40.7	32.5
5049	Professional equipment and supplies, n.e.c.	2 724 982	214 536	34 507	52.6	13	30.6	10.4
505	Metals and minerals, except petroleum	16 021 145	1 610 674	43 619	45.9	10	5.9	7.4
5051	Metals service centers and offices	14 852 921	1 420 649	40 715	46.3	10	6.2	8.5
5052	Coal and other minerals and ores	28 287 500	6 134 639	112 759	42.9	5	4.3	1.3
506	Electrical goods	5 531 900	500 288	37 935	54.1	11	14.0	7.2
5063	Electrical apparatus and equipment, wiring supplies, and construction materials	3 606 837	361 156	35 964	53.8	10	18.5	8.5
5064	Electrical appliances, television and radio sets	8 931 930	932 216	43 762	41.6	10	11.3	8.6
5065	Electronic parts and equipment, n.e.c.	7 354 403	580 611	39 112	56.9	13	11.8	6.1
507	Hardware, and plumbing and heating equipment and supplies	2 804 090	313 184	32 924	54.5	9	19.3	13.8
5072	Hardware	3 722 045	351 017	33 153	56.6	11	16.7	15.1
5074	Plumbing and heating equipment and supplies (hydronics)	2 543 969	275 351	31 824	51.8	9	22.3	13.6
5075	Warm air heating and air-conditioning equipment and supplies	1 865 063	344 572	37 290	59.6	5	18.2	11.8
5078	Refrigeration equipment and supplies	2 679 091	316 882	31 409	52.1	8	19.0	6.6
508	Machinery, equipment, and supplies	3 511 580	410 056	38 445	52.8	9	17.8	12.6
5082	Construction and mining (except petroleum) machinery and equipment	2 159 000	243 531	35 720	53.8	9	27.2	47.2
5083	Farm and garden machinery and equipment	2 058 500	206 749	23 871	48.4	10	23.8	26.5
5084	Industrial machinery and equipment	2 855 199	358 962	39 935	53.3	8	20.9	10.9
5085	Industrial supplies	4 484 892	587 850	37 588	51.7	8	12.4	7.6
5087	Service establishment equipment and supplies	3 637 122	323 883	29 675	43.3	11	21.1	16.6
5088	Transportation equipment and supplies, except motor vehicles	6 710 951	563 303	49 103	59.7	12	14.6	14.9
509	Miscellaneous durable goods	(D)	(D)	(D)	(D)	(D)	(D)	(D)
5091	Sporting and recreational goods and supplies	4 302 222	497 207	30 056	43.9	9	13.8	9.1
5092	Toys and hobby goods and supplies	5 243 351	573 976	34 275	33.4	9	17.9	9.0
5093	Scrap and waste materials	3 676 212	295 097	28 952	47.6	12	20.6	7.6
5094	Jewelry, watches, precious stones, and precious metals	316 537 241	20 674 730	56 615	39.5	15	7.7	9.9
5099	Durable goods, n.e.c.	(D)	(D)	(D)	(D)	(D)	(D)	(D)
51	Nondurable goods	19 433 150	1 215 717	38 277	45.6	16	6.9	3.7
511	Paper and paper products	12 065 024	852 035	31 185	47.9	14	7.6	4.0
5111	Printing and writing paper	37 766 262	3 329 107	54 832	50.2	11	3.3	2.0
5112	Stationery and office supplies	6 737 783	401 995	23 751	43.7	17	13.5	7.6
5113	Industrial and personal service paper	5 678 467	524 517	37 773	55.8	11	12.9	4.4
512	Drugs, drug proprietaries, and druggists' sundries	20 856 265	543 336	38 397	45.0	38	15.7	11.3
5122	Drugs, drug proprietaries, and druggists' sundries	20 856 265	543 336	38 397	45.0	38	15.7	11.3
513	Apparel, piece goods, and notions	6 106 012	666 110	56 309	47.9	9	17.7	10.1
5131	Piece goods, notions, and other dry goods	1 796 673	407 978	28 965	45.7	4	15.5	10.4
5136	Men's and boys' clothing and furnishings	3 217 500	443 066	29 177	44.0	7	15.0	8.4
5137	Women's, children's, and infants' clothing and accessories	7 503 417	957 883	120 181	64.3	8	19.5	3.7
5139	Footwear	16 810 923	693 784	41 263	34.2	24	17.4	15.9
514	Groceries and related products	10 244 804	593 768	32 233	43.2	17	12.6	4.1
5141	Groceries, general line	26 733 016	616 527	30 695	50.6	43	9.8	5.2
5142	Packaged frozen foods	16 613 091	996 785	36 435	27.3	17	13.4	8.6
5143	Dairy products, except dried or canned	10 369 050	697 079	31 916	40.3	15	11.4	2.6
5144	Poultry and poultry products	7 961 308	415 651	21 265	52.2	19	9.8	1.8
5145	Confectionery	6 461 667	411 651	28 243	44.7	16	15.3	6.1
5146	Fish and seafoods	3 532 188	576 684	33 735	48.5	6	12.1	7.9
5147	Meats and meat products	3 830 639	344 758	25 788	50.3	8	14.9	2.4
5148	Fresh fruits and vegetables	4 069 517	494 273	29 500	51.4	11	11.6	.8
5149	Groceries and related products, n.e.c.	9 042 188	577 634	35 420	41.5	16	14.8	2.3
515	Farm-product raw materials	(D)	(D)	(D)	(D)	(D)	(D)	(D)
5153	Grain and field beans	(D)	(D)	(D)	(D)	(D)	(D)	(D)
5154	Livestock	(D)	(D)	(D)	(D)	(D)	(D)	(D)
5159	Farm-product raw materials, n.e.c.	(D)	(D)	(D)	(D)	(D)	(D)	(D)
516	Chemicals and allied products	8 879 583	972 284	46 126	46.3	9	10.2	4.4
5162	Plastics materials and basic forms and shapes	6 940 897	808 378	39 253	52.1	9	9.3	4.8
5169	Chemicals and allied products, n.e.c.	9 614 510	1 029 405	48 521	44.9	9	10.5	4.3

See footnotes at end of table.

Table 2. Selected Ratios for the State: 1992 – Con.

[For meaning of abbreviations and symbols, see introductory text. For explanation of terms and comparability of 1987 and 1992 censuses, see appendix A]

SIC code	Type of operation and kind of business	Sales		Annual payroll		Employees per establishment ¹ (number)	Operating expenses as percent of sales	End-of-1992 inventories as percent of sales
		Per establishment (dollars)	Per employee ¹ (dollars)	Per employee ¹ (dollars)	As percent of operating expenses			
	Wholesale trade – Con.							
51	Nondurable goods – Con.							
517	Petroleum and petroleum products	118 018 127	6 353 728	53 011	43.6	19	1.9	2.0
5171	Petroleum bulk stations and terminals	34 108 929	2 160 747	40 299	41.3	16	4.5	2.7
5172	Petroleum and petroleum products wholesalers, except bulk stations and terminals	258 985 580	11 134 376	67 506	45.3	23	1.3	1.9
518	Beer, wine, and distilled alcoholic beverages	26 211 276	562 224	43 847	40.7	47	19.2	6.1
5181	Beer and ale	22 854 893	557 922	46 454	39.6	41	21.0	3.2
5182	Wine and distilled alcoholic beverages	29 343 900	565 393	41 925	41.6	52	17.8	8.2
519	Miscellaneous nondurable goods	(D)	(D)	(D)	(D)	(D)	(D)	(D)
5191	Farm supplies	2 318 263	282 353	27 799	53.4	8	18.4	9.7
5192	Books, periodicals, and newspapers	11 761 167	445 418	29 091	43.1	26	15.2	6.3
5193	Flowers, nursery stock, and florists' supplies	1 654 188	165 764	21 846	52.2	10	25.2	7.9
5194	Tobacco and tobacco products	28 275 705	1 169 296	58 879	72.0	24	7.0	1.8
5198	Paints, varnishes, and supplies	2 424 300	329 837	32 156	48.7	7	20.0	9.4
5199	Nondurable goods, n.e.c.	(D)	(D)	(D)	(D)	(D)	(D)	(D)
	Merchant wholesalers	11 514 040	991 122	35 381	48.6	12	7.3	4.8
50	Durable goods	8 549 815	850 190	34 373	50.6	10	8.0	5.3
501	Motor vehicles and motor vehicle parts and supplies	1 829 083	198 822	24 615	54.2	9	22.8	15.6
5012	Automobiles and other motor vehicles	(D)	(D)	(D)	(D)	(D)	(D)	(D)
5013	Motor vehicle supplies and new parts	(D)	(D)	(D)	(D)	(D)	(D)	(D)
5014	Tires and tubes	2 746 429	256 333	30 840	52.7	11	22.8	15.0
5015	Motor vehicle parts, used	559 688	81 781	21 493	57.0	7	46.1	11.4
502	Furniture and home furnishings	2 215 178	242 984	30 267	45.6	9	27.3	11.2
5021	Furniture	2 169 712	211 467	28 981	46.7	10	29.3	8.0
5023	Home furnishings	2 252 056	275 014	31 574	44.7	8	25.7	13.8
503	Lumber and other construction materials	3 482 614	331 828	33 390	51.2	10	19.6	9.6
5031	Lumber, plywood, millwork, and wood panels	5 191 458	394 951	30 830	46.1	13	17.0	11.0
5032	Brick, stone, and related construction materials	1 452 333	189 043	34 202	54.1	8	33.5	6.9
5033	Roofing, siding, and insulation materials	5 244 259	390 069	37 769	57.5	13	16.8	7.7
5039	Construction materials, n.e.c.	1 820 703	253 256	36 432	59.9	7	24.0	8.1
504	Professional and commercial equipment and supplies	4 071 911	353 173	36 386	50.6	12	20.4	10.5
5043	Photographic equipment and supplies	(D)	(D)	(D)	(D)	(D)	(D)	(D)
5044	Office equipment	3 818 031	265 656	29 316	62.9	14	17.5	9.9
5045	Computers and computer peripheral equipment and software	5 104 559	509 996	43 192	59.7	10	14.2	7.2
5046	Commercial equipment, n.e.c.	(D)	(D)	(D)	(D)	(D)	(D)	(D)
5047	Medical, dental, and hospital equipment and supplies	4 729 779	417 592	43 655	34.6	11	30.2	13.9
5048	Ophthalmic goods	4 220 565	187 400	35 091	44.1	23	42.4	36.0
5049	Professional equipment and supplies, n.e.c.	2 450 426	195 535	30 301	49.5	13	31.3	13.1
505	Metals and minerals, except petroleum	15 021 265	1 338 871	43 062	47.0	11	6.8	8.2
5051	Metals service centers and offices	(D)	(D)	(D)	(D)	(D)	(D)	(D)
5052	Coal and other minerals and ores	(D)	(D)	(D)	(D)	(D)	(D)	(D)
506	Electrical goods	3 528 549	328 255	36 075	52.2	11	21.1	11.6
5063	Electrical apparatus and equipment, wiring supplies, and construction materials	2 845 031	272 729	34 333	53.3	10	23.6	13.4
5064	Electrical appliances, television and radio sets	(D)	(D)	(D)	(D)	(D)	(D)	(D)
5065	Electronic parts and equipment, n.e.c.	(D)	(D)	(D)	(D)	(D)	(D)	(D)
507	Hardware, and plumbing and heating equipment and supplies	2 683 553	276 434	32 002	53.9	10	21.5	16.7
5072	Hardware	3 414 705	308 362	32 106	55.6	11	18.7	17.9
5074	Plumbing and heating equipment and supplies (hydronics)	2 592 729	254 489	31 417	51.6	10	23.9	15.5
5075	Warm air heating and air-conditioning equipment and supplies	1 713 857	289 583	35 859	59.0	6	21.0	16.4
5078	Refrigeration equipment and supplies	1 274 286	148 667	24 767	52.7	9	31.6	19.0
508	Machinery, equipment, and supplies	2 402 977	267 428	36 282	53.7	9	25.3	18.1
5082	Construction and mining (except petroleum) machinery and equipment	2 156 292	232 589	35 964	55.0	9	28.1	51.2
5083	Farm and garden machinery and equipment	(D)	(D)	(D)	(D)	(D)	(D)	(D)
5084	Industrial machinery and equipment	2 502 701	276 009	38 670	53.4	9	26.2	15.5
5085	Industrial supplies	2 024 195	267 243	35 112	55.0	8	23.9	9.9
5087	Service establishment equipment and supplies	(D)	(D)	(D)	(D)	(D)	(D)	(D)
5088	Transportation equipment and supplies, except motor vehicles	3 419 379	388 110	47 327	53.5	9	22.8	23.2
509	Miscellaneous durable goods	56 509 636	5 404 713	37 332	43.1	10	1.6	1.2
5091	Sporting and recreational goods and supplies	3 166 881	325 516	28 756	43.7	10	20.2	14.4
5092	Toys and hobby goods and supplies	5 143 281	522 492	34 581	33.3	10	19.9	10.6
5093	Scrap and waste materials	(D)	(D)	(D)	(D)	(D)	(D)	(D)
5094	Jewelry, watches, precious stones, and precious metals	(D)	(D)	(D)	(D)	(D)	(D)	(D)
5099	Durable goods, n.e.c.	(D)	(D)	(D)	(D)	(D)	(D)	(D)
51	Nondurable goods	17 994 956	1 197 291	36 855	46.0	15	6.7	4.2
511	Paper and paper products	5 469 897	401 474	30 875	47.5	14	16.2	7.6
5111	Printing and writing paper	18 641 667	1 415 823	52 530	55.5	13	6.7	5.2
5112	Stationery and office supplies	2 594 633	179 850	23 229	40.9	14	31.6	12.1
5113	Industrial and personal service paper	3 702 870	304 527	36 323	54.4	12	21.9	8.1
512	Drugs, drug proprietaries, and druggists' sundries	16 712 134	554 313	32 406	50.7	30	11.5	15.2
5122	Drugs, drug proprietaries, and druggists' sundries	16 712 134	554 313	32 406	50.7	30	11.5	15.2
513	Apparel, piece goods, and notions	5 285 589	464 786	51 808	47.8	11	23.3	14.9
5131	Piece goods, notions, and other dry goods	1 091 318	226 500	26 750	44.8	5	26.3	15.9
5136	Men's and boys' clothing and furnishings	2 255 265	264 410	24 962	42.5	9	22.2	14.8
5137	Women's, children's, and infants' clothing and accessories	4 406 273	414 265	110 185	68.7	11	38.7	9.0
5139	Footwear	22 874 278	670 581	39 767	33.4	34	17.7	16.9

See footnotes at end of table.

Table 2. Selected Ratios for the State: 1992 – Con.

[For meaning of abbreviations and symbols, see introductory text. For explanation of terms and comparability of 1987 and 1992 censuses, see appendix A]

SIC code	Type of operation and kind of business	Sales		Annual payroll		Employees per establishment ¹ (number)	Operating expenses as percent of sales	End-of-1992 inventories as percent of sales
		Per establishment (dollars)	Per employee ¹ (dollars)	Per employee ¹ (dollars)	As percent of operating expenses			
Merchant wholesalers – Con.								
51	Nondurable goods – Con.							
514	Groceries and related products	7 764 315	494 145	31 280	42.7	16	14.8	5.0
5141	Groceries, general line	25 315 039	526 966	30 891	50.2	48	11.7	6.6
5142	Packaged frozen foods	12 125 480	669 177	34 040	30.8	18	16.5	2.4
5143	Dairy products, except dried or canned	6 445 424	436 754	31 856	38.9	15	18.8	4.7
5144	Poultry and poultry products	8 903 200	363 396	20 722	52.2	25	10.9	2.0
5145	Confectionery	(D)	(D)	(D)	(D)	(D)	(D)	(D)
5146	Fish and seafoods	(D)	(D)	(D)	(D)	(D)	(D)	(D)
5147	Meats and meat products	(D)	(D)	(D)	(D)	(D)	(D)	(D)
5148	Fresh fruits and vegetables	(D)	(D)	(D)	(D)	(D)	(D)	(D)
5149	Groceries and related products, n.e.c.	5 011 660	460 876	34 300	37.0	11	20.1	4.6
515	Farm-product raw materials	(D)	(D)	(D)	(D)	(D)	(D)	(D)
5153	Grain and field beans	(D)	(D)	(D)	(D)	(D)	(D)	(D)
5154	Livestock	(D)	(D)	(D)	(D)	(D)	(D)	(D)
5159	Farm-product raw materials, n.e.c.	(D)	(D)	(D)	(D)	(D)	(D)	(D)
516	Chemicals and allied products	9 484 524	950 716	45 993	46.3	10	10.5	4.9
5162	Plastics materials and basic forms and shapes	5 742 488	605 213	37 907	52.1	9	12.0	6.5
5169	Chemicals and allied products, n.e.c.	10 771 784	1 061 887	48 595	45.0	10	10.2	4.6
517	Petroleum and petroleum products	124 483 391	6 439 762	52 623	45.1	19	1.8	1.9
5171	Petroleum bulk stations and terminals	29 696 722	1 912 490	39 187	42.5	16	4.8	1.4
5172	Petroleum and petroleum products wholesalers, except bulk stations and terminals	283 195 953	11 020 295	66 216	46.7	26	1.3	2.0
518	Beer, wine, and distilled alcoholic beverages	19 731 235	476 014	42 353	44.4	41	20.0	8.7
5181	Beer and ale	(D)	(D)	(D)	(D)	(D)	(D)	(D)
5182	Wine and distilled alcoholic beverages	(D)	(D)	(D)	(D)	(D)	(D)	(D)
519	Miscellaneous nondurable goods	(D)	(D)	(D)	(D)	(D)	(D)	(D)
5191	Farm supplies	1 993 429	237 083	26 201	51.8	8	21.3	9.0
5192	Books, periodicals, and newspapers	7 702 036	275 424	30 481	50.6	28	21.9	10.8
5193	Flowers, nursery stock, and florists' supplies	(D)	(D)	(D)	(D)	(D)	(D)	(D)
5194	Tobacco and tobacco products	(D)	(D)	(D)	(D)	(D)	(D)	(D)
5198	Paints, varnishes, and supplies	1 736 833	222 909	32 594	56.2	8	26.0	16.9
5199	Nondurable goods, n.e.c.	(D)	(D)	(D)	(D)	(D)	(D)	(D)
Manufacturers' sales branches and sales offices		29 975 464	953 334	65 413	58.0	31	11.8	4.9
50	Durable goods	23 466 358	853 538	85 428	67.4	27	14.8	6.9
501	Motor vehicles and motor vehicle parts and supplies	(D)	(D)	(D)	(D)	(D)	(D)	(D)
502	Furniture and homefurnishings	(D)	(D)	(D)	(D)	(D)	(D)	(D)
503	Lumber and other construction materials	7 659 360	797 850	33 704	43.3	10	9.8	4.9
504	Professional and commercial equipment and supplies	30 381 257	527 502	122 437	74.8	58	31.0	9.0
505	Metals and minerals, except petroleum	31 069 750	3 374 090	42 127	35.3	9	3.5	6.9
506	Electrical goods	17 779 913	864 562	42 433	58.5	21	8.4	4.4
507	Hardware, and plumbing and heating equipment and supplies	4 655 222	346 256	37 240	62.7	13	17.2	12.4
508	Machinery, equipment, and supplies	16 998 968	1 221 135	50 392	47.8	14	8.6	8.6
509	Miscellaneous durable goods	(D)	(D)	(D)	(D)	(D)	(D)	(D)
51	Nondurable goods	40 687 594	1 072 339	41 544	43.3	38	9.0	3.0
511	Paper and paper products	67 464 667	2 146 899	29 566	48.3	31	2.9	2.4
512	Drugs, drug proprietaries, and druggists' sundries	50 357 833	519 599	48 621	39.8	97	23.5	4.2
513	Apparel, piece goods, and notions	(D)	(D)	(D)	(D)	(D)	(D)	(D)
514	Groceries and related products	25 839 929	599 932	34 314	42.6	43	13.4	4.6
515	Farm-product raw materials	-	-	-	-	-	-	-
516	Chemicals and allied products	8 229 833	783 794	43 339	44.8	11	12.3	2.6
517	Petroleum and petroleum products	70 061 000	4 069 934	47 237	30.9	17	3.8	4.9
518	Beer, wine, and distilled alcoholic beverages	(D)	(D)	(D)	(D)	(D)	(D)	(D)
519	Miscellaneous nondurable goods	32 195 896	960 474	48 435	55.5	34	9.1	1.6
Agents, brokers, and commission merchants		7 987 524	1 880 264	47 928	54.7	4	4.7	.2
50	Durable goods	6 017 808	1 452 353	45 708	55.6	4	5.7	.4
501	Motor vehicles and motor vehicle parts and supplies	(D)	(D)	(D)	(D)	(D)	(D)	(D)
502	Furniture and homefurnishings	2 160 583	733 783	25 708	47.2	3	7.4	.2
503	Lumber and other construction materials	5 801 750	1 740 525	45 775	52.6	3	5.0	-
504	Professional and commercial equipment and supplies	3 301 867	657 451	33 912	53.8	5	9.6	1.4
505	Metals and minerals, except petroleum	8 657 393	2 448 556	56 737	57.3	4	4.0	.5
506	Electrical goods	5 940 929	1 223 132	43 806	59.2	5	6.0	.3
507	Hardware, and plumbing and heating equipment and supplies	3 148 647	794 955	42 926	57.5	4	9.4	.5
508	Machinery, equipment, and supplies	4 005 913	1 116 800	49 778	52.7	4	8.5	.3
509	Miscellaneous durable goods	(D)	(D)	(D)	(D)	(D)	(D)	(D)
51	Nondurable goods	12 448 930	2 775 681	52 574	53.2	4	3.6	-
511	Paper and paper products	9 579 907	2 301 318	46 709	52.3	4	3.9	-
512	Drugs, drug proprietaries, and druggists' sundries	1 765 750	2 354 333	108 667	59.7	1	7.7	-
513	Apparel, piece goods, and notions	(D)	(D)	(D)	(D)	(D)	(D)	(D)
514	Groceries and related products	19 085 109	2 379 173	39 401	54.8	8	3.0	-
515	Farm-product raw materials	(D)	(D)	(D)	(D)	(D)	(D)	(D)
516	Chemicals and allied products	5 282 200	2 129 919	58 210	50.2	2	5.4	.1
517	Petroleum and petroleum products	103 597 000	20 719 400	143 240	58.1	5	1.2	-
518	Beer, wine, and distilled alcoholic beverages	(D)	(D)	(D)	(D)	(D)	(D)	(D)
519	Miscellaneous nondurable goods	(D)	(D)	(D)	(D)	(D)	(D)	(D)

¹Based on number of employees for pay period including March 12.

Table 3. Comparative Statistics for the State: 1992 and 1987

[For meaning of abbreviations and symbols, see introductory text. For explanation of terms and comparability of 1987 and 1992 censuses, see appendix A]

SIC code	Type of operation and kind of business	Establishments		Sales			Annual payroll			Paid employees for pay period including March 12	
		1992 (number)	1987 (number)	1992 (\$1,000)	1987 (\$1,000)	Percent change 1987 to 1992	1992 (\$1,000)	1987 (\$1,000)	Percent change 1987 to 1992	1992 (number)	1987 (number)
	Wholesale trade -----	6 262	6 138	78 345 745	49 235 552	59.1	3 200 357	2 384 527	34.2	77 114	84 714
50	Durable goods -----	4 272	4 274	39 673 776	20 386 822	94.6	1 982 755	1 495 218	32.6	45 304	51 781
501	Motor vehicles and motor vehicle parts and supplies ---	542	551	2 432 501	1 617 522	50.4	138 819	128 243	8.2	5 186	6 034
5012	Automobiles and other motor vehicles -----	88	87	1 054 705	925 299	14.0	31 786	43 896	-27.6	907	1 543
5013	Motor vehicle supplies and new parts -----	350	352	563 077	553 546	1.7	78 289	64 413	21.5	3 321	3 483
5014	Tires and tubes -----	40	46	778 899	97 083	702.3	19 330	10 528	83.6	520	477
5015	Motor vehicle parts, used -----	64	66	35 820	41 594	-13.9	9 414	9 406	.1	438	531
502	Furniture and homefurnishings -----	203	186	(D)	495 513	(D)	(D)	44 368	(D)	GG	1 740
5021	Furniture -----	97	93	(D)	221 406	(D)	(D)	20 380	(D)	FF	776
5023	Homefurnishings -----	106	93	253 045	274 107	-7.7	25 708	23 988	7.2	832	964
503	Lumber and other construction materials -----	247	262	992 454	1 304 603	-23.9	83 511	103 022	-18.9	2 484	3 467
5031	Lumber, plywood, millwork, and wood panels -----	95	105	518 070	531 373	-2.5	37 337	36 648	1.9	1 162	1 323
5032	Brick, stone, and related construction materials -----	70	58	135 065	204 714	-34.0	17 994	21 357	-15.7	522	630
5033	Roofing, siding, and insulation materials -----	37	47	224 504	357 886	-37.3	15 694	22 421	-30.0	422	830
5039	Construction materials, n.e.c. -----	45	52	114 815	210 630	-45.5	12 486	22 596	-44.7	378	684
504	Professional and commercial equipment and supplies ---	712	714	4 811 440	3 849 296	25.0	778 263	440 914	76.5	11 325	13 548
5043	Photographic equipment and supplies -----	25	24	128 310	156 659	-18.1	9 720	16 763	-42.0	300	486
5044	Office equipment -----	147	200	663 129	628 879	5.4	78 988	114 706	-31.1	2 443	3 904
5045	Computers and computer peripheral equipment and software -----	272	206	1 950 600	2 136 721	-8.7	197 675	205 373	-3.7	3 809	5 555
5046	Commercial equipment, n.e.c. -----	62	73	105 679	67 332	57.0	12 684	10 895	16.4	466	482
5047	Medical, dental, and hospital equipment and supplies -	120	128	1 699 728	678 950	150.3	434 706	66 965	549.2	2 995	1 962
5048	Ophthalmic goods -----	29	24	108 670	51 067	112.8	19 507	7 989	144.2	588	394
5049	Professional equipment and supplies, n.e.c. -----	57	59	155 324	129 688	19.8	24 983	18 223	37.1	724	765
505	Metals and minerals, except petroleum -----	207	199	3 316 377	1 988 849	66.7	89 811	68 901	30.3	2 059	2 217
5051	Metals service centers and offices -----	189	183	2 807 202	1 594 735	76.0	80 452	64 934	23.9	1 976	2 129
5052	Coal and other minerals and ores -----	18	16	509 175	394 114	29.2	9 359	3 967	135.9	83	88
506	Electrical goods -----	592	610	3 274 885	3 030 869	8.1	248 323	245 976	1.0	6 546	8 300
5063	Electrical apparatus and equipment, wiring supplies, and construction materials -----	306	296	1 103 692	1 355 945	-18.6	109 905	108 846	1.0	3 056	4 064
5064	Electrical appliances, television and radio sets -----	43	50	384 073	520 198	-26.2	18 030	24 001	-24.9	412	689
5065	Electronic parts and equipment, n.e.c. -----	243	264	1 787 120	1 154 726	54.8	120 388	113 129	6.4	3 078	3 547
507	Hardware, and plumbing and heating equipment and supplies -----	344	334	964 607	1 030 278	-6.4	101 407	101 645	-2	3 080	3 604
5072	Hardware -----	111	109	413 147	469 758	-12.1	39 021	37 515	4.0	1 177	1 327
5074	Plumbing and heating equipment and supplies (hydronics) -----	159	147	404 491	425 870	-5.0	46 749	49 030	-4.7	1 469	1 743
5075	Warm air heating and air-conditioning equipment and supplies -----	63	61	117 499	106 625	10.2	12 716	12 644	2.0	341	422
5078	Refrigeration equipment and supplies -----	11	17	29 470	28 025	5.2	2 921	2 636	10.8	93	112
508	Machinery, equipment, and supplies -----	1 029	1 000	3 613 416	2 888 304	25.1	338 773	283 057	19.7	8 812	9 373
5082	Construction and mining (except petroleum) machinery and equipment -----	52	57	112 268	297 345	-62.2	16 467	27 080	-39.2	461	787
5083	Farm and garden machinery and equipment -----	46	52	94 691	113 749	-16.8	10 933	9 868	10.6	458	429
5084	Industrial machinery and equipment -----	544	519	1 553 228	1 267 356	22.6	172 799	144 567	19.5	4 327	4 551
5085	Industrial supplies -----	232	219	1 040 495	681 507	52.7	66 530	60 114	10.7	1 770	2 090
5087	Service establishment equipment and supplies -----	74	89	269 147	111 902	140.5	24 660	16 180	52.4	831	756
5088	Transportation equipment and supplies, except motor vehicles -----	81	64	543 587	416 445	30.5	47 384	25 248	87.7	965	760
509	Miscellaneous durable goods -----	396	418	(D)	4 181 588	(D)	(D)	79 092	(D)	HH	3 498
5091	Sporting and recreational goods and supplies -----	72	78	309 760	(D)	(D)	18 725	(D)	(D)	623	FF
5092	Toys and hobby goods and supplies -----	37	31	194 004	(D)	(D)	11 585	(D)	(D)	338	EE
5093	Scrap and waste materials -----	118	118	433 793	300 215	44.5	42 560	28 629	48.7	1 470	1 335
5094	Jewelry, watches, precious stones, and precious metals -----	58	69	18 359 160	(D)	(D)	50 274	(D)	(D)	888	FF
5099	Durable goods, n.e.c. -----	111	122	(D)	365 124	(D)	(D)	15 132	(D)	FF	600
51	Nondurable goods -----	1 990	1 864	38 671 969	28 848 730	34.1	1 217 602	889 309	36.9	31 810	32 933
511	Paper and paper products -----	337	270	4 065 913	2 286 523	77.8	148 813	89 254	66.7	4 772	3 308
5111	Printing and writing paper -----	61	40	2 303 742	1 455 444	58.3	37 944	19 820	91.4	692	544
5112	Stationery and office supplies -----	184	142	1 239 752	304 987	306.5	73 247	38 714	89.2	3 084	1 569
5113	Industrial and personal service paper -----	92	88	522 419	526 092	-.7	37 622	30 720	22.5	996	1 195
512	Drugs, drug proprietaries, and druggists' sundries -----	83	76	1 731 070	1 472 341	17.6	122 333	105 886	15.5	3 186	4 014
5122	Drugs, drug proprietaries, and druggists' sundries ----	83	76	1 731 070	1 472 341	17.6	122 333	105 886	15.5	3 186	4 014
513	Apparel, piece goods, and notions -----	168	148	1 025 810	836 275	22.7	86 716	46 494	86.5	1 540	1 395
5131	Piece goods, notions, and other dry goods -----	52	43	93 427	175 169	-46.7	6 633	7 110	-6.7	229	295
5136	Men's and boys' clothing and furnishings -----	42	42	135 135	90 123	49.9	8 899	6 894	29.1	305	366
5137	Women's, children's, and infants' clothing and accessories -----	48	37	360 164	217 890	65.3	45 188	16 358	179.7	376	547
5139	Footwear -----	26	26	437 084	353 093	23.8	25 996	16 610	59.2	630	187
514	Groceries and related products -----	516	505	5 286 319	4 869 922	8.6	286 972	265 610	8.0	8 903	10 586
5141	Groceries, general line -----	61	62	1 630 714	1 242 825	31.2	81 189	63 396	28.1	2 645	2 385
5142	Packaged frozen foods -----	33	31	548 232	569 113	-3.7	20 039	13 494	48.5	550	496
5143	Dairy products, except dried or canned -----	40	42	414 762	454 427	-8.7	18 990	21 152	-10.2	595	904
5144	Poultry and poultry products -----	13	13	103 497	80 659	28.3	5 295	6 142	-13.8	249	374
5145	Confectionery -----	33	46	213 235	425 901	-49.9	14 630	18 848	-22.4	518	616

CT-14 CONNECTICUT

WHOLESALE TRADE—GEOGRAPHIC AREA SERIES

TIPS [UPF] BATCH_1059 [UFCB_D_SIPES] UFCEN 10/5/94 3:53 PM MACHINE: EPCV21 DATA: W_CT_TIPS.DAT;1 10/4/94 11:09:00 TAPE: Noreal FRAME: 8 TSF: W_CT_TIPS92.DAT;1 10/4/94 11:09:58 UTF: W_CT_TIPS93.DAT;4 10/5/94 15:46:33 META: W_CT_TIPS96.DAT;1 10/5/94 15:48:57

Table 3. Comparative Statistics for the State: 1992 and 1987 — Con.

[For meaning of abbreviations and symbols, see introductory text. For explanation of terms and comparability of 1987 and 1992 censuses, see appendix A]

SIC code	Type of operation and kind of business	Establishments		Sales			Annual payroll			Paid employees for pay period including March 12	
		1992 (number)	1987 (number)	1992 (\$1,000)	1987 (\$1,000)	Percent change 1987 to 1992	1992 (\$1,000)	1987 (\$1,000)	Percent change 1987 to 1992	1992 (number)	1987 (number)
	Agents, brokers, and commission merchants — Con.										
50	Durable goods — Con.										
507	Hardware, and plumbing and heating equipment and supplies.....	51	45	160 581	128 468	25.0	8 671	6 002	44.5	202	196
508	Machinery, equipment, and supplies	138	143	552 816	(D)	(D)	24 640	(D)	(D)	495	FF
509	Miscellaneous durable goods	52	58	(D)	(D)	(D)	(D)	(D)	(D)	CC	CC
51	Nondurable goods	200	199	2 489 786	2 732 285	-8.9	47 159	44 988	4.8	897	1 066
511	Paper and paper products	43	36	411 936	343 040	20.1	8 361	6 156	35.8	179	175
512	Drugs, drug proprietaries, and druggists' sundries	4	4	7 063	6 212	13.7	326	442	-26.2	3	29
513	Apparel, piece goods, and notions	36	29	(D)	204 640	(D)	(D)	7 025	(D)	BB	82
514	Groceries and related products	46	45	877 915	597 879	46.8	14 539	12 079	20.4	369	425
515	Farm-product raw materials	6	6	(D)	(D)	(D)	(D)	(D)	(D)	AA	AA
516	Chemicals and allied products	25	22	132 055	112 045	17.9	3 609	2 983	21.0	62	56
517	Petroleum and petroleum products	5	10	517 985	1 250 044	-58.6	3 581	10 526	-66.0	25	90
518	Beer, wine, and distilled alcoholic beverages	2	3	(D)	(D)	(D)	(D)	(D)	(D)	AA	AA
519	Miscellaneous nondurable goods	33	44	(D)	(D)	(D)	(D)	(D)	(D)	CC	CC

Table 4. Summary Statistics for Counties and for Places With 2,500 Inhabitants or More: 1992

[For meaning of abbreviations and symbols, see introductory text. For explanation of terms and comparability of 1987 and 1992 censuses, see appendix A. For information on geographic areas followed by ▲, see appendix F]

Geographic area	Estab-lish-ments (number)	Sales (\$1,000)	Annual payroll (\$1,000)	Paid employees for pay period including March 12 (number)	Merchant wholesalers			Other operating types		
					Estab-lish-ments (number)	Sales (\$1,000)	Annual payroll (\$1,000)	Paid employees for pay period including March 12 (number)	Estab-lish-ments (number)	Sales (\$1,000)
Connecticut	6 262	78 345 745	3 200 357	77 114	5 146	59 251 252	2 115 127	59 782	1 116	19 094 493
Fairfield County	1 991	54 822 091	1 477 996	24 518	1 618	45 280 892	786 369	17 415	373	9 541 199
Bethel town	41	173 891	18 216	445	36	149 540	16 685	406	5	24 351
Bridgeport	208	973 823	78 603	2 326	201	715 574	71 115	2 138	7	258 249
Brookfield town	54	195 110	8 845	276	50	192 337	8 586	266	4	2 773
Danbury	150	793 942	54 135	1 718	126	368 514	44 829	1 395	24	425 428
Darien town	51	(D)	(D)	EE	36	(D)	(D)	EE	15	403 762
Fairfield town	112	568 510	56 141	1 437	87	440 885	44 907	1 161	25	127 625
Greenwich town	210	3 563 135	155 192	2 319	156	2 000 230	83 347	1 402	54	1 562 905
Monroe town	25	(D)	(D)	EE	22	(D)	(D)	CC	3	(D)
New Canaan town	28	(D)	(D)	BB	22	(D)	(D)	BB	6	(D)
New Fairfield town	19	(D)	(D)	CC	17	(D)	(D)	CC	2	(D)
Newtown town	36	(D)	(D)	CC	31	(D)	(D)	CC	5	(D)
Norwalk	228	3 876 282	579 455	5 213	176	854 630	99 338	1 884	52	3 021 652
Ridgefield town	39	(D)	(D)	CC	31	(D)	(D)	CC	8	44 183
Shelton	49	414 302	28 232	799	41	259 833	23 577	722	8	154 469
Stamford	391	25 995 292	225 692	4 353	311	23 309 884	172 438	3 418	80	2 685 408
Stratford town	106	543 554	57 524	1 670	88	383 621	43 671	1 339	18	159 933
Trumbull town	37	252 046	27 959	639	27	92 855	19 204	478	10	159 191
Westport town	117	3 460 341	66 877	889	91	3 199 151	59 960	800	26	261 190
Wilton town	47	(D)	(D)	FF	38	(D)	(D)	FF	9	64 262
Balance of county	43	(D)	(D)	BB	31	(D)	(D)	BB	12	(D)
Hartford County	1 615	11 756 342	832 861	24 854	1 290	6 412 849	607 670	19 276	325	5 343 493
Avon town	27	505 498	11 159	326	11	163 454	6 111	227	16	342 044
Berlin town	52	240 062	22 237	715	40	147 419	18 334	616	12	92 643
Bloomfield town	68	475 565	38 415	981	56	286 813	35 535	909	12	188 752
Bristol	66	199 241	22 800	683	60	191 048	22 154	656	6	8 193
East Hartford town	123	637 855	67 278	2 059	104	403 941	52 623	1 644	19	233 914
East Windsor town	56	1 150 461	39 767	1 147	50	(D)	(D)	FF	6	(D)
Enfield town	52	1 149 234	48 278	1 619	44	(D)	(D)	FF	8	(D)
Farmington town	49	854 326	46 537	1 131	28	219 156	17 984	430	21	635 170
Glastonbury town	73	687 166	36 026	952	46	261 785	17 001	520	27	425 381
Hartford	238	1 319 263	156 753	4 521	210	923 639	99 739	3 423	28	395 624
Manchester town	95	469 986	33 667	1 048	78	264 575	29 069	908	17	205 411
New Britain	63	322 468	26 314	878	57	284 263	24 818	844	6	38 205
Newington town	65	296 429	24 304	831	54	257 811	21 774	764	11	38 618
Plainville town	42	92 534	9 325	401	40	(D)	(D)	EE	2	(D)
Rocky Hill town	60	467 679	27 311	818	47	356 743	20 817	647	13	110 936
Simsbury town	48	315 378	13 709	339	32	40 739	4 355	141	16	274 639
Southampton town	44	103 005	16 181	471	41	(D)	(D)	EE	3	(D)
South Windsor town	78	545 770	51 307	1 607	65	453 076	44 454	1 368	13	92 694
Suffield town	15	(D)	(D)	FF	11	(D)	(D)	FF	4	(D)
West Hartford town	125	398 045	42 570	1 286	99	245 992	30 410	1 042	26	152 053

Table 4. Summary Statistics for Counties and for Places With 2,500 Inhabitants or More: 1992—Con.

[For meaning of abbreviations and symbols, see introductory text. For explanation of terms and comparability of 1987 and 1992 censuses, see appendix A. For information on geographic areas followed by ▲, see appendix F]

Geographic area	Estab-lish-ments (number)	Sales (\$1,000)	Annual payroll (\$1,000)	Paid employees for pay period including March 12 (number)	Merchant wholesalers			Other operating types		
					Estab-lish-ments (number)	Sales (\$1,000)	Annual payroll (\$1,000)	Paid employees for pay period including March 12 (number)	Estab-lish-ments (number)	Sales (\$1,000)
Connecticut—Con.										
Hartford County—Con.										
Wethersfield town	36	363 249	17 700	477	22	126 157	13 789	389	14	237 092
Windsor town	50	228 614	15 281	514	31	67 258	7 142	280	19	161 356
Windsor Locks town	21	108 438	14 349	505	15	89 837	13 688	490	6	18 601
Balance of county	69	(D)	(D)	FF	49	(D)	(D)	EE	20	(D)
Litchfield County										
New Milford town	49	123 386	11 511	319	43	88 505	10 680	303	6	34 881
Plymouth town	10	20 455	4 105	111	10	20 455	4 105	111	—	—
Torrington	62	385 021	24 403	750	55	(D)	(D)	FF	7	(D)
Watertown town	31	55 080	6 925	199	26	30 377	6 140	177	5	24 703
Winchester town	12	35 326	3 833	136	12	35 326	3 833	136	—	—
Balance of county	118	203 173	15 700	453	99	(D)	(D)	EE	19	(D)
Middlesex County										
Clinton town	23	82 475	3 365	158	16	16 260	1 395	64	7	66 215
Cromwell town	22	41 481	6 325	230	17	19 187	3 593	150	5	22 294
East Hampton town	9	(D)	(D)	BB	8	(D)	(D)	BB	1	(D)
Middletown	68	324 491	34 650	1 114	54	258 466	31 641	1 016	14	66 025
Balance of county	129	(D)	(D)	FF	107	(D)	(D)	FF	22	(D)
New Haven County										
Milford consolidated city ▲	165	574 232	64 877	1 918	142	473 866	53 293	1 668	23	100 366
Milford city (balance) ▲	165	574 232	64 877	1 918	142	473 866	53 293	1 668	23	100 366
Ansonia	11	15 396	3 295	84	11	15 396	3 295	84	—	—
Branford town	79	296 286	30 987	898	69	209 974	20 582	572	10	86 312
Cheshire town	91	1 100 579	33 161	1 037	64	948 590	28 785	871	27	151 989
Derby	20	38 770	2 834	131	19	(D)	(D)	CC	1	(D)
East Haven town										
Guilford town	48	189 229	10 033	252	35	74 886	8 155	225	13	114 343
Hamden town	101	388 537	31 932	977	84	173 569	20 295	789	17	214 968
Madison town	42	73 244	4 588	134	26	20 144	2 996	93	16	53 100
Meriden	83	226 666	29 882	864	65	155 141	23 369	719	18	71 525
Naugatuck										
New Haven	175	1 646 092	67 767	2 058	156	701 266	53 746	1 768	19	944 826
North Branford town	26	109 686	5 437	177	22	(D)	(D)	CC	4	(D)
North Haven town	125	645 374	62 404	1 840	105	503 195	55 175	1 568	20	142 179
Orange town	39	392 941	24 845	718	30	326 364	20 836	588	9	66 577
Seymour town										
Southbury town	30	198 822	3 286	68	17	24 128	1 749	36	13	174 694
Wallingford town	144	897 555	53 002	1 612	115	379 040	40 598	1 227	29	518 515
Waterbury	177	672 779	70 226	2 304	163	573 175	58 062	1 946	14	99 604
West Haven	87	440 344	45 050	1 565	78	392 115	42 639	1 520	9	48 229
Wolcott town	21	25 538	3 071	116	20	(D)	(D)	CC	1	(D)
Balance of county	69	544 932	30 226	724	54	(D)	(D)	EE	15	(D)
New London County										
Colchester town ▲	14	53 522	9 653	348	12	(D)	(D)	BB	2	(D)
East Lyme town	18	40 146	5 114	119	16	(D)	(D)	CC	2	(D)
Groton ▲	12	78 647	2 882	99	10	(D)	(D)	BB	2	(D)
Groton town balance ▲	17	24 296	2 288	93	15	(D)	(D)	BB	2	(D)
Jewett City	1	(D)	(D)	AA	1	(D)	(D)	AA	—	—
Ledyard town										
Montville town	10	19 350	3 313	115	8	(D)	(D)	AA	—	—
New London	48	151 806	13 533	547	41	79 202	10 231	388	7	72 604
Norwich	50	173 883	21 488	716	49	(D)	(D)	FF	1	(D)
Stonington town	36	93 196	7 424	207	27	64 414	6 168	181	9	28 782
Waterford town	23	35 122	7 423	209	23	35 122	7 423	209	—	—
Balance of county	44	75 970	9 466	318	40	65 800	8 989	288	4	10 170
Tolland County										
Coventry town	3	403	80	5	2	(D)	(D)	AA	1	(D)
Ellington town	12	9 059	1 014	34	10	(D)	(D)	BB	2	(D)
Mansfield town	7	5 223	1 208	42	6	(D)	(D)	BB	1	(D)
Stafford town ▲	18	37 313	2 369	90	15	16 884	2 090	82	3	20 429
Tolland town	14	64 020	7 608	223	10	48 664	6 334	190	4	15 356
Vernon town	35	66 200	4 675	167	28	28 393	3 544	138	7	37 807
Balance of county	26	21 925	2 185	87	24	(D)	(D)	BB	2	(D)
Windham County										
Danielson ▲	7	16 995	1 873	84	6	(D)	(D)	BB	1	(D)
Killingly town balance ▲	9	74 676	5 290	214	6	73 049	5 183	209	3	1 627
Plainfield town	11	18 434	1 610	72	10	(D)	(D)	BB	1	(D)
Windham town	20	110 390	5 492	206	20	110 390	5 492	206	—	—
Balance of county	71	136 067	15 916	507	58	(D)	(D)	EE	13	(D)

Table 5. Summary Statistics for Places With 200 Establishments or More: 1992

[For meaning of abbreviations and symbols, see introductory text. For explanation of terms and comparability of 1987 and 1992 censuses, see appendix A. For information on geographic areas followed by ▲, see appendix F]

SIC code	Geographic area and kind of business	Estab-lish-ments (number)	Sales (\$1,000)	Annual payroll (\$1,000)	Paid employees for pay period including March 12 (number)	Merchant wholesalers			Other operating types		
						Estab-lish-ments (number)	Sales (\$1,000)	Annual payroll (\$1,000)	Paid employees for pay period including March 12 (number)	Estab-lish-ments (number)	Sales (\$1,000)
BRIDGEPORT											
	Wholesale trade	208	973 823	78 603	2 326	201	715 574	71 115	2 138	7	258 249
50	Durable goods	125	285 060	43 498	1 290	124	(D)	(D)	GG	1	(D)
501	Motor vehicles and motor vehicle parts and supplies	20	30 753	3 727	151	20	30 753	3 727	151	-	-
502	Furniture and homefurnishings	7	6 795	1 400	56	7	6 795	1 400	56	-	-
503	Lumber and other construction materials	6	18 652	2 241	71	5	(D)	(D)	BB	1	(D)
504	Professional and commercial equipment and supplies	12	16 114	3 073	99	12	16 114	3 073	99	-	-
505	Metals and minerals, except petroleum	6	43 351	6 421	166	6	43 351	6 421	166	-	-
506	Electrical goods	11	31 455	4 875	150	11	31 455	4 875	150	-	-
507	Hardware, and plumbing and heating equipment and supplies	15	34 921	5 055	141	15	34 921	5 055	141	-	-
508	Machinery, equipment, and supplies	36	78 549	14 906	393	36	78 549	14 906	393	-	-
509	Miscellaneous durable goods	12	24 470	1 800	63	12	24 470	1 800	63	-	-
51	Nondurable goods	83	688 763	35 105	1 036	77	(D)	(D)	FF	6	(D)
511	Paper and paper products	11	63 081	3 398	111	10	(D)	(D)	BB	1	(D)
512	Drugs, drug proprietaries, and druggists' sundries	3	82 576	4 810	98	3	82 576	4 810	98	-	-
513	Apparel, piece goods, and notions	2	(D)	(D)	AA	2	(D)	(D)	AA	-	-
514	Groceries and related products	30	249 150	15 005	436	29	(D)	(D)	EE	1	(D)
515	Farm-product raw materials	-	-	-	-	-	-	-	-	-	-
516	Chemicals and allied products	7	(D)	(D)	BB	6	(D)	(D)	BB	1	(D)
517	Petroleum and petroleum products	8	223 604	5 422	124	6	(D)	(D)	BB	2	(D)
518	Beer, wine, and distilled alcoholic beverages	1	(D)	(D)	AA	1	(D)	(D)	AA	-	-
519	Miscellaneous nondurable goods	21	(D)	(D)	CC	20	(D)	(D)	CC	1	(D)
GREENWICH TOWN											
	Wholesale trade	210	3 563 135	155 192	2 319	156	2 000 230	83 347	1 402	54	1 562 905
50	Durable goods	94	1 098 775	35 839	614	68	838 583	27 628	443	26	260 192
501	Motor vehicles and motor vehicle parts and supplies	6	3 520	800	28	6	3 520	800	28	-	-
502	Furniture and homefurnishings	7	4 877	908	28	5	(D)	(D)	AA	2	(D)
503	Lumber and other construction materials	3	(D)	(D)	AA	1	(D)	(D)	AA	2	(D)
504	Professional and commercial equipment and supplies	18	48 484	7 332	159	15	(D)	(D)	CC	3	(D)
505	Metals and minerals, except petroleum	14	698 681	9 565	84	11	(D)	(D)	BB	3	(D)
506	Electrical goods	10	59 225	5 662	77	7	(D)	(D)	BB	3	(D)
507	Hardware, and plumbing and heating equipment and supplies	7	39 052	1 873	51	5	(D)	(D)	BB	2	(D)
508	Machinery, equipment, and supplies	18	147 103	6 298	100	12	27 247	3 072	56	6	119 856
509	Miscellaneous durable goods	11	(D)	(D)	BB	6	(D)	(D)	AA	5	69 730
51	Nondurable goods	116	2 464 360	119 353	1 705	88	1 161 647	55 719	959	28	1 302 713
511	Paper and paper products	15	453 250	12 105	153	9	270 002	7 971	93	6	183 248
512	Drugs, drug proprietaries, and druggists' sundries	10	15 092	1 832	28	7	(D)	(D)	BB	3	(D)
513	Apparel, piece goods, and notions	20	225 664	11 273	104	10	78 377	5 124	82	10	147 287
514	Groceries and related products	24	362 842	12 013	219	20	(D)	(D)	CC	4	(D)
515	Farm-product raw materials	-	-	-	-	-	-	-	-	-	-
516	Chemicals and allied products	12	166 155	8 361	106	11	(D)	(D)	CC	1	(D)
517	Petroleum and petroleum products	6	(D)	(D)	AA	5	5 244	663	13	1	(D)
518	Beer, wine, and distilled alcoholic beverages	4	195 980	8 773	136	4	195 980	8 773	136	-	-
519	Miscellaneous nondurable goods	25	(D)	(D)	FF	22	(D)	(D)	EE	3	(D)
HARTFORD											
	Wholesale trade	238	1 319 263	156 753	4 521	210	923 639	99 739	3 423	28	395 624
50	Durable goods	169	886 867	116 949	3 183	151	576 295	63 780	2 175	18	310 572
501	Motor vehicles and motor vehicle parts and supplies	29	104 601	12 635	519	28	(D)	(D)	FF	1	(D)
502	Furniture and homefurnishings	12	(D)	(D)	BB	11	(D)	(D)	BB	1	(D)
503	Lumber and other construction materials	17	64 327	4 762	158	13	52 398	2 996	106	4	11 929
504	Professional and commercial equipment and supplies	29	349 649	62 416	1 317	22	89 417	14 339	448	7	260 232
505	Metals and minerals, except petroleum	3	52 890	3 558	101	2	(D)	(D)	BB	1	(D)
506	Electrical goods	22	189 618	14 554	439	20	(D)	(D)	EE	2	(D)

Table 5. Summary Statistics for Places With 200 Establishments or More: 1992 —Con.

[For meaning of abbreviations and symbols, see introductory text. For explanation of terms and comparability of 1987 and 1992 censuses, see appendix A. For information on geographic areas followed by ▲, see appendix F]

SIC code	Geographic area and kind of business	Estab-lish-ments (number)	Sales (\$1,000)	Annual payroll (\$1,000)	Paid employees for pay period including March 12 (number)	Merchant wholesalers				Other operating types	
						Estab-lish-ments (number)	Sales (\$1,000)	Annual payroll (\$1,000)	Paid employees for pay period including March 12 (number)	Estab-lish-ments (number)	Sales (\$1,000)
HARTFORD—Con.											
50	Durable goods —Con.										
507	Hardware, and plumbing and heating equipment and supplies -----	22	48 052	7 341	227	21	(D)	(D)	CC	1	(D)
508	Machinery, equipment, and supplies -----	19	24 281	3 401	109	18	(D)	(D)	CC	1	(D)
509	Miscellaneous durable goods -----	16	(D)	(D)	CC	16	(D)	(D)	CC	—	—
51	Nondurable goods -----	69	432 396	39 804	1 338	59	347 344	35 959	1 248	10	85 052
511	Paper and paper products -----	12	53 764	7 004	199	10	(D)	(D)	CC	2	(D)
512	Drugs, drug proprietaries, and druggists' sundries ---	5	(D)	(D)	EE	4	(D)	(D)	CC	1	(D)
513	Apparel, piece goods, and notions -----	2	(D)	(D)	AA	1	(D)	(D)	AA	1	(D)
514	Groceries and related products -----	25	(D)	(D)	EE	24	(D)	(D)	EE	1	(D)
515	Farm-product raw materials -----	1	(D)	(D)	AA	1	(D)	(D)	AA	—	—
516	Chemicals and allied products -----	3	(D)	(D)	BB	3	(D)	(D)	BB	—	—
517	Petroleum and petroleum products -----	4	19 038	2 397	72	4	19 038	2 397	72	—	—
518	Beer, wine, and distilled alcoholic beverages -----	2	(D)	(D)	BB	2	(D)	(D)	BB	—	—
519	Miscellaneous nondurable goods -----	15	79 500	7 166	260	10	(D)	(D)	CC	5	(D)
NORWALK											
	Wholesale trade -----	228	3 876 282	579 455	5 213	176	854 630	99 338	1 884	52	3 021 652
50	Durable goods -----	137	2 051 378	464 296	3 377	109	289 256	39 390	972	28	1 762 122
501	Motor vehicles and motor vehicle parts and supplies -----	9	9 873	1 368	72	8	(D)	(D)	BB	1	(D)
502	Furniture and homefurnishings -----	16	48 763	3 337	95	12	35 937	2 921	75	4	12 826
503	Lumber and other construction materials -----	6	4 252	547	22	5	(D)	(D)	AA	1	(D)
504	Professional and commercial equipment and supplies -----	33	1 355 619	428 694	2 542	26	(D)	(D)	EE	7	(D)
505	Metals and minerals, except petroleum -----	3	(D)	(D)	AA	2	(D)	(D)	AA	1	(D)
506	Electrical goods -----	21	53 326	7 998	177	14	15 882	2 780	76	7	37 444
507	Hardware, and plumbing and heating equipment and supplies -----	10	(D)	(D)	BB	9	(D)	(D)	BB	1	(D)
508	Machinery, equipment, and supplies -----	29	288 579	14 175	264	24	46 340	6 537	167	5	242 239
509	Miscellaneous durable goods -----	10	(D)	(D)	CC	9	(D)	(D)	CC	1	(D)
51	Nondurable goods -----	91	1 824 904	115 159	1 836	67	565 374	59 948	912	24	1 259 530
511	Paper and paper products -----	17	86 098	2 489	82	13	(D)	(D)	BB	4	(D)
512	Drugs, drug proprietaries, and druggists' sundries ---	4	(D)	(D)	FF	1	(D)	(D)	AA	3	(D)
513	Apparel, piece goods, and notions -----	7	(D)	(D)	CC	4	(D)	(D)	CC	3	2 222
514	Groceries and related products -----	23	565 824	12 445	234	18	40 832	2 313	80	5	524 992
515	Farm-product raw materials -----	—	—	—	—	—	—	—	—	—	—
516	Chemicals and allied products -----	14	363 423	16 939	347	12	(D)	(D)	EE	2	(D)
517	Petroleum and petroleum products -----	7	428 768	3 677	67	5	(D)	(D)	BB	2	(D)
518	Beer, wine, and distilled alcoholic beverages -----	1	(D)	(D)	AA	1	(D)	(D)	AA	—	—
519	Miscellaneous nondurable goods -----	18	(D)	(D)	CC	13	(D)	(D)	CC	5	(D)
STAMFORD											
	Wholesale trade -----	391	25 995 292	225 692	4 353	311	23 309 884	172 438	3 418	80	2 685 408
50	Durable goods -----	230	20 452 845	150 228	2 809	193	19 737 342	117 349	2 183	37	715 503
501	Motor vehicles and motor vehicle parts and supplies -----	15	28 215	2 735	91	15	28 215	2 735	91	—	—
502	Furniture and homefurnishings -----	13	(D)	(D)	BB	12	(D)	(D)	BB	1	(D)
503	Lumber and other construction materials -----	9	25 433	4 693	97	9	25 433	4 693	97	—	—
504	Professional and commercial equipment and supplies -----	44	557 948	43 726	827	36	446 498	37 551	731	8	111 450
505	Metals and minerals, except petroleum -----	24	1 083 146	10 750	180	21	950 875	8 948	158	3	132 271
506	Electrical goods -----	38	240 461	22 237	447	29	78 300	11 935	221	9	162 161
507	Hardware, and plumbing and heating equipment and supplies -----	21	46 759	6 401	249	20	(D)	(D)	CC	1	(D)
508	Machinery, equipment, and supplies -----	36	432 082	24 020	480	23	128 061	9 799	211	13	304 021
509	Miscellaneous durable goods -----	30	(D)	(D)	EE	28	(D)	(D)	EE	2	(D)
51	Nondurable goods -----	161	5 542 447	75 464	1 544	118	3 572 542	55 089	1 235	43	1 969 905
511	Paper and paper products -----	27	1 389 452	11 733	243	18	278 704	6 535	142	9	1 110 748
512	Drugs, drug proprietaries, and druggists' sundries ---	5	17 383	1 989	46	5	17 383	1 989	46	—	—
513	Apparel, piece goods, and notions -----	25	341 630	18 677	515	20	329 784	18 035	506	5	11 846
514	Groceries and related products -----	30	303 776	7 557	171	23	118 280	6 276	152	7	185 496
515	Farm-product raw materials -----	1	(D)	(D)	AA	1	(D)	(D)	AA	—	—
516	Chemicals and allied products -----	23	322 712	7 633	150	13	(D)	(D)	BB	10	(D)
517	Petroleum and petroleum products -----	15	2 573 905	13 234	131	12	2 433 660	11 283	113	3	140 245
518	Beer, wine, and distilled alcoholic beverages -----	2	(D)	(D)	AA	2	(D)	(D)	AA	—	—
519	Miscellaneous nondurable goods -----	33	577 241	13 846	270	24	(D)	(D)	CC	9	(D)

CT-20 CONNECTICUT

WHOLESALE TRADE—GEOGRAPHIC AREA SERIES

Table 6. Summary Statistics for Counties With 200 Establishments or More: 1992

[For meaning of abbreviations and symbols, see introductory text. For explanation of terms and comparability of 1987 and 1992 censuses, see appendix A. For information on geographic areas followed by ▲, see appendix F]

SIC code	Geographic area and kind of business	Estab-lish-ments (number)	Sales (\$1,000)	Annual payroll (\$1,000)	Paid employees for pay period including March 12 (number)	Merchant wholesalers				Other operating types	
						Estab-lish-ments (number)	Sales (\$1,000)	Annual payroll (\$1,000)	Paid employees for pay period including March 12 (number)	Estab-lish-ments (number)	Sales (\$1,000)
FAIRFIELD COUNTY											
	Wholesale trade -----	1 991	54 822 091	1 477 996	24 518	1 618	45 280 892	786 369	17 415	373	9 541 199
50	Durable goods -----	1 172	26 552 579	917 041	13 931	979	22 785 908	403 428	9 782	193	3 766 671
501	Motor vehicles and motor vehicle parts and supplies -----	106	215 928	21 521	870	102	(D)	(D)	FF	4	(D)
5012	Automobiles and other motor vehicles -----	10	(D)	(D)	BB	9	(D)	(D)	BB	1	(D)
5013	Motor vehicle supplies and new parts -----	83	118 895	17 917	733	81	(D)	(D)	FF	2	(D)
5014	Tires and tubes -----	8	81 502	2 233	83	7	(D)	(D)	BB	1	(D)
5015	Motor vehicle parts, used -----	5	(D)	(D)	BB	5	(D)	(D)	BB	-	-
502	Furniture and homefurnishings -----	72	142 952	13 373	341	59	98 693	11 136	280	13	44 259
5021	Furniture -----	32	38 825	4 627	133	27	30 793	4 305	126	5	8 032
5023	Homefurnishings -----	40	104 127	8 746	208	32	67 900	6 831	154	8	36 227
503	Lumber and other construction materials -----	59	156 547	16 314	452	51	139 413	14 968	408	8	17 134
5031	Lumber, plywood, millwork, and wood panels -----	19	74 670	4 138	118	16	(D)	(D)	CC	3	(D)
5032	Brick, stone, and related construction materials -----	22	45 892	8 224	213	22	45 892	8 224	213	-	-
5033	Roofing, siding, and insulation materials -----	8	25 174	2 436	76	6	(D)	(D)	BB	2	(D)
5039	Construction materials, n.e.c. -----	10	10 811	1 516	45	7	(D)	(D)	BB	3	(D)
504	Professional and commercial equipment and supplies -----	225	2 524 629	544 468	5 056	186	904 602	109 141	2 478	39	1 620 027
5043	Photographic equipment and supplies -----	11	33 956	1 384	52	10	(D)	(D)	BB	1	(D)
5044	Office equipment -----	26	183 576	9 390	280	24	(D)	(D)	EE	2	(D)
5045	Computers and computer peripheral equipment and software -----	109	868 994	104 726	1 824	82	366 598	55 718	1 116	27	502 396
5046	Commercial equipment, n.e.c. -----	16	23 857	3 719	134	16	23 857	3 719	134	-	-
5047	Medical, dental, and hospital equipment and supplies -----	34	1 307 882	406 914	2 290	29	(D)	(D)	EE	5	(D)
5048	Ophthalmic goods -----	9	64 351	11 882	310	9	64 351	11 882	310	-	-
5049	Professional equipment and supplies, n.e.c. -----	20	42 013	6 453	166	16	(D)	(D)	CC	4	(D)
505	Metals and minerals, except petroleum -----	73	2 234 111	37 132	654	60	1 820 092	33 244	599	13	414 019
5051	Metals service centers and offices -----	58	(D)	(D)	FF	47	(D)	(D)	FF	11	(D)
5052	Coal and other minerals and ores -----	15	(D)	(D)	BB	13	(D)	(D)	BB	2	(D)
506	Electrical goods -----	174	962 075	78 817	1 838	139	501 643	57 873	1 370	35	460 432
5063	Electrical apparatus and equipment, wiring supplies, and construction materials -----	72	242 612	30 857	748	57	181 589	23 783	596	15	61 023
5064	Electrical appliances, television and radio sets -----	19	188 404	6 439	107	15	(D)	(D)	BB	4	(D)
5065	Electronic parts and equipment, n.e.c. -----	83	531 059	41 521	983	67	(D)	(D)	FF	16	(D)
507	Hardware, and plumbing and heating equipment and supplies -----	80	198 473	21 795	677	74	172 456	20 570	652	6	26 017
5072	Hardware -----	25	81 830	6 625	182	22	58 509	5 687	167	3	23 321
5074	Plumbing and heating equipment and supplies (hydronics) -----	38	101 407	13 354	434	36	(D)	(D)	EE	2	(D)
5075	Warm air heating and air-conditioning equipment and supplies -----	15	(D)	(D)	BB	14	(D)	(D)	BB	1	(D)
5078	Refrigeration equipment and supplies -----	2	(D)	(D)	AA	2	(D)	(D)	AA	-	-
508	Machinery, equipment, and supplies -----	256	1 522 168	117 182	2 864	205	572 486	73 768	2 096	51	949 682
5082	Construction and mining (except petroleum) machinery and equipment -----	11	13 898	2 154	59	11	13 898	2 154	59	-	-
5083	Farm and garden machinery and equipment -----	8	14 932	1 515	76	7	(D)	(D)	BB	1	(D)
5084	Industrial machinery and equipment -----	131	551 497	49 983	1 194	101	305 497	38 394	1 005	30	246 000
5085	Industrial supplies -----	57	502 909	21 913	460	47	98 786	12 319	299	10	404 123
5087	Service establishment equipment and supplies -----	23	176 183	13 847	484	21	(D)	(D)	EE	2	(D)
5088	Transportation equipment and supplies, except motor vehicles -----	26	262 749	27 770	591	18	(D)	(D)	CC	8	(D)
509	Miscellaneous durable goods -----	127	18 595 696	66 439	1 179	103	(D)	(D)	GG	24	(D)
5091	Sporting and recreational goods and supplies -----	21	67 293	2 571	82	15	20 554	1 834	68	6	46 739
5092	Toys and hobby goods and supplies -----	14	153 132	7 433	148	11	(D)	(D)	CC	3	(D)
5093	Scrap and waste materials -----	33	112 967	7 862	264	32	(D)	(D)	CC	1	(D)
5094	Jewelry, watches, precious stones, and precious metals -----	25	(D)	(D)	EE	22	(D)	(D)	EE	3	59 033
5099	Durable goods, n.e.c. -----	34	(D)	(D)	CC	23	(D)	(D)	CC	11	18 731
51	Nondurable goods -----	819	28 269 512	560 955	10 587	639	22 494 984	382 941	7 633	180	5 774 528
511	Paper and paper products -----	140	2 464 004	55 799	1 395	100	807 378	39 713	1 050	40	1 656 626
5111	Printing and writing paper -----	35	2 029 899	19 990	283	22	574 733	11 650	151	13	1 455 166
5112	Stationery and office supplies -----	61	148 718	19 475	711	47	116 056	16 012	597	14	32 662
5113	Industrial and personal service paper -----	44	285 387	16 334	401	31	116 589	12 051	302	13	168 798
512	Drugs, drug proprietaries, and druggists' sundries -----	35	363 860	52 697	915	26	137 978	11 606	212	9	225 882
5122	Drugs, drug proprietaries, and druggists' sundries -----	35	363 860	52 697	915	26	137 978	11 606	212	9	225 882
513	Apparel, piece goods, and notions -----	101	887 155	74 520	1 113	70	596 914	65 441	1 057	31	290 241
5131	Piece goods, notions, and other dry goods -----	27	69 635	3 361	82	19	24 226	2 399	65	8	45 409
5136	Men's and boys' clothing and furnishings -----	21	56 647	3 666	115	17	(D)	(D)	CC	4	(D)
5137	Women's, children's, and infants' clothing and accessories -----	32	330 390	42 223	292	20	125 736	35 989	275	12	204 654
5139	Footwear -----	21	430 483	25 270	624	14	(D)	(D)	FF	7	(D)
514	Groceries and related products -----	183	2 046 695	77 194	1 816	152	1 047 134	53 604	1 350	31	999 561
5141	Groceries, general line -----	19	112 777	4 390	134	16	44 613	3 403	122	3	68 164
5142	Packaged frozen foods -----	10	330 098	12 512	279	9	(D)	(D)	CC	1	(D)
5143	Dairy products, except dried or canned -----	17	106 148	5 031	156	15	(D)	(D)	CC	2	(D)
5144	Poultry and poultry products -----	2	(D)	(D)	AA	-	-	-	-	2	(D)
5145	Confectionery -----	13	(D)	(D)	BB	12	(D)	(D)	BB	1	(D)

Table 6. Summary Statistics for Counties With 200 Establishments or More: 1992 — Con.

[For meaning of abbreviations and symbols, see introductory text. For explanation of terms and comparability of 1987 and 1992 censuses, see appendix A. For information on geographic areas followed by ▲, see appendix F]

SIC code	Geographic area and kind of business	Establishments (number)	Sales (\$1,000)	Annual payroll (\$1,000)	Paid employees for pay period including March 12 (number)	Merchant wholesalers				Other operating types	
						Establishments (number)	Sales (\$1,000)	Annual payroll (\$1,000)	Paid employees for pay period including March 12 (number)	Establishments (number)	Sales (\$1,000)
FAIRFIELD COUNTY — Con.											
51	Nondurable goods — Con.										
514	Groceries and related products — Con.										
5146	Fish and seafoods	11	61 594	2 144	50	9	(D)	(D)	BB	2	(D)
5147	Meats and meat products	8	33 940	2 222	54	8	33 940	2 222	54	—	(D)
5148	Fresh fruits and vegetables	13	84 682	1 870	61	12	(D)	(D)	BB	1	(D)
5149	Groceries and related products, n.e.c.	90	(D)	(D)	GG	71	533 588	28 761	657	19	(D)
515	Farm-product raw materials	8	(D)	(D)	EE	6	(D)	(D)	EE	2	(D)
5153	Grain and field beans	5	(D)	(D)	CC	4	(D)	(D)	CC	1	(D)
5154	Livestock	1	(D)	(D)	AA	1	(D)	(D)	AA	—	(D)
5159	Farm-product raw materials, n.e.c.	2	(D)	(D)	BB	1	(D)	(D)	BB	1	(D)
516	Chemicals and allied products	100	1 574 931	56 303	1 053	78	1 388 523	49 279	923	22	186 408
5162	Plastics materials and basic forms and shapes	25	261 811	9 250	235	18	152 693	6 090	165	7	109 118
5169	Chemicals and allied products, n.e.c.	75	1 313 120	47 053	818	60	1 235 830	43 189	758	15	77 290
517	Petroleum and petroleum products	54	14 325 125	86 408	1 287	46	13 569 336	78 799	1 178	8	755 789
5171	Petroleum bulk stations and terminals	25	1 776 808	15 779	365	22	(D)	(D)	EE	3	(D)
5172	Petroleum and petroleum products wholesalers, except bulk stations and terminals	29	12 548 317	70 629	922	24	(D)	(D)	FF	5	(D)
518	Beer, wine, and distilled alcoholic beverages	15	(D)	(D)	EE	14	(D)	(D)	EE	1	(D)
5181	Beer and ale	7	(D)	(D)	CC	6	(D)	(D)	BB	—	(D)
5182	Wine and distilled alcoholic beverages	8	202 171	16 204	358	8	202 171	16 204	358	—	(D)
519	Miscellaneous nondurable goods	183	(D)	(D)	GG	147	(D)	(D)	GG	36	1 540 021
5191	Farm supplies	17	63 275	3 941	97	14	(D)	(D)	BB	3	(D)
5192	Books, periodicals, and newspapers	38	527 674	18 314	567	26	37 210	5 755	209	12	490 464
5193	Flowers, nursery stock, and florists' supplies	8	16 326	2 585	79	8	16 326	2 585	79	—	(D)
5194	Tobacco and tobacco products	17	1 034 720	56 417	807	15	(D)	(D)	CC	2	(D)
5198	Paints, varnishes, and supplies	14	27 241	2 085	54	8	(D)	(D)	BB	6	(D)
5199	Nondurable goods, n.e.c.	89	(D)	(D)	FF	76	(D)	(D)	FF	13	(D)
HARTFORD COUNTY											
	Wholesale trade	1 615	11 756 342	832 861	24 854	1 290	6 412 849	607 670	19 276	325	5 343 493
50	Durable goods	1 216	6 041 714	526 462	15 101	977	3 295 633	389 421	12 119	239	2 746 081
501	Motor vehicles and motor vehicle parts and supplies	150	1 141 396	53 476	1 887	141	(D)	(D)	GG	9	(D)
5012	Automobiles and other motor vehicles	27	840 593	20 074	483	23	(D)	(D)	EE	4	(D)
5013	Motor vehicle supplies and new parts	94	184 593	26 384	1 132	91	171 595	25 346	1 097	3	12 998
5014	Tires and tubes	16	(D)	(D)	CC	14	(D)	(D)	CC	2	(D)
5015	Motor vehicle parts, used	13	(D)	(D)	CC	13	(D)	(D)	CC	—	(D)
502	Furniture and homefurnishings	52	(D)	(D)	FF	42	137 326	18 146	644	10	(D)
5021	Furniture	26	131 914	12 289	412	18	(D)	(D)	EE	8	(D)
5023	Homefurnishings	26	(D)	(D)	EE	24	(D)	(D)	CC	2	(D)
503	Lumber and other construction materials	87	457 540	38 343	1 136	75	335 395	33 724	1 029	12	122 145
5031	Lumber, plywood, millwork, and wood panels	36	257 702	19 169	581	32	227 851	17 087	541	4	29 851
5032	Brick, stone, and related construction materials	21	47 739	4 856	170	18	(D)	(D)	CC	3	(D)
5033	Roofing, siding, and insulation materials	12	99 704	6 213	177	8	43 532	5 226	150	4	56 172
5039	Construction materials, n.e.c.	18	52 395	8 105	208	17	(D)	(D)	CC	1	(D)
504	Professional and commercial equipment and supplies	193	1 121 307	142 428	3 631	156	629 905	72 081	2 228	37	491 402
5043	Photographic equipment and supplies	4	(D)	(D)	CC	3	(D)	(D)	BB	1	(D)
5044	Office equipment	57	365 798	45 388	1 397	44	(D)	(D)	FF	13	(D)
5045	Computers and computer peripheral equipment and software	71	430 504	62 299	1 177	58	166 320	19 634	466	13	264 184
5046	Commercial equipment, n.e.c.	13	(D)	(D)	CC	13	(D)	(D)	CC	—	(D)
5047	Medical, dental, and hospital equipment and supplies	24	154 350	12 205	298	17	(D)	(D)	EE	7	(D)
5048	Ophthalmic goods	7	15 736	3 816	119	5	(D)	(D)	CC	2	(D)
5049	Professional equipment and supplies, n.e.c.	17	(D)	(D)	EE	16	51 562	9 670	351	1	(D)
505	Metals and minerals, except petroleum	54	411 624	22 692	564	34	166 935	16 273	419	20	244 689
5051	Metals service centers and offices	54	411 624	22 692	564	34	166 935	16 273	419	20	244 689
5052	Coal and other minerals and ores	—	—	—	—	—	—	—	—	—	—
506	Electrical goods	146	959 015	63 439	1 818	98	379 939	41 378	1 256	48	579 076
5063	Electrical apparatus and equipment, wiring supplies, and construction materials	90	437 865	37 732	1 075	59	237 113	27 672	824	31	200 752
5064	Electrical appliances, television and radio sets	10	81 922	2 020	79	10	81 922	2 020	79	—	(D)
5065	Electronic parts and equipment, n.e.c.	46	439 228	23 687	664	29	60 904	11 686	353	17	378 324
507	Hardware, and plumbing and heating equipment and supplies	110	439 466	43 548	1 355	93	358 856	37 199	1 181	17	80 610
5072	Hardware	42	246 096	24 087	744	37	211 715	20 698	654	5	34 381
5074	Plumbing and heating equipment and supplies (hydronics)	46	139 036	13 895	438	38	119 787	12 731	401	8	19 249
5075	Warm air heating and air-conditioning equipment and supplies	17	32 620	3 448	107	15	(D)	(D)	BB	2	(D)
5078	Refrigeration equipment and supplies	5	21 714	2 118	66	3	(D)	(D)	BB	2	(D)

Table 6. Summary Statistics for Counties With 200 Establishments or More: 1992 — Con.

[For meaning of abbreviations and symbols, see introductory text. For explanation of terms and comparability of 1987 and 1992 censuses, see appendix A. For information on geographic areas followed by ▲, see appendix F]

SIC code	Geographic area and kind of business	Estab-lish-ments (number)	Sales (\$1,000)	Annual payroll (\$1,000)	Paid employees for pay period including March 12 (number)	Merchant wholesalers			Other operating types		
						Estab-lish-ments (number)	Sales (\$1,000)	Annual payroll (\$1,000)	Paid employees for pay period including March 12 (number)	Estab-lish-ments (number)	Sales (\$1,000)
HARTFORD COUNTY — Con.											
50	Durable goods — Con.										
508	Machinery, equipment, and supplies	333	1 073 575	117 289	3 038	261	725 087	103 508	2 725	72	348 488
5082	Construction and mining (except petroleum) machinery and equipment	24	60 679	10 046	275	23	(D)	(D)	EE	1	(D)
5083	Farm and garden machinery and equipment	14	33 645	4 646	175	14	33 645	4 646	175	—	(D)
5084	Industrial machinery and equipment	190	592 372	69 237	1 710	136	443 464	60 633	1 494	54	148 908
5085	Industrial supplies	66	224 865	21 919	605	57	(D)	(D)	FF	9	(D)
5087	Service establishment equipment and supplies	17	28 268	4 037	141	16	(D)	(D)	CC	1	(D)
5088	Transportation equipment and supplies, except motor vehicles	22	133 746	7 404	132	15	26 222	4 906	89	7	107 524
509	Miscellaneous durable goods	91	(D)	(D)	FF	77	(D)	(D)	FF	14	(D)
5091	Sporting and recreational goods and supplies	13	81 182	2 518	123	11	(D)	(D)	CC	2	(D)
5092	Toys and hobby goods and supplies	8	19 371	2 453	86	7	(D)	(D)	BB	1	(D)
5093	Scrap and waste materials	30	73 926	13 450	496	30	73 926	13 450	496	—	(D)
5094	Jewelry, watches, precious stones, and precious metals	9	14 157	1 224	71	8	(D)	(D)	BB	1	(D)
5099	Durable goods, n.e.c.	31	(D)	(D)	CC	21	(D)	(D)	CC	10	(D)
51	Nondurable goods	399	5 714 628	306 399	9 753	313	3 117 216	218 249	7 157	86	2 597 412
511	Paper and paper products	78	1 178 227	45 435	1 709	60	272 591	26 165	914	18	905 636
5111	Printing and writing paper	10	146 727	9 055	209	7	(D)	(D)	CC	3	(D)
5112	Stationery and office supplies	50	951 895	32 713	1 348	38	(D)	(D)	FF	12	(D)
5113	Industrial and personal service paper	18	79 605	3 667	152	15	(D)	(D)	CC	3	(D)
512	Drugs, drug proprietaries, and druggists' sundries	21	981 572	42 154	1 333	18	755 477	32 217	1 122	3	226 095
5122	Drugs, drug proprietaries, and druggists' sundries	21	981 572	42 154	1 333	18	755 477	32 217	1 122	3	226 095
513	Apparel, piece goods, and notions	18	48 577	3 227	115	15	(D)	(D)	CC	3	(D)
5131	Piece goods, notions, and other dry goods	7	(D)	(D)	BB	7	(D)	(D)	BB	—	(D)
5136	Men's and boys' clothing and furnishings	8	37 455	1 900	55	6	(D)	(D)	BB	2	(D)
5137	Women's, children's, and infants' clothing and accessories	2	(D)	(D)	AA	1	(D)	(D)	AA	1	(D)
5139	Footwear	1	(D)	(D)	AA	1	(D)	(D)	AA	—	(D)
514	Groceries and related products	108	1 865 788	111 305	3 618	85	1 309 763	84 021	2 750	23	556 025
5141	Groceries, general line	16	961 060	52 568	1 617	12	(D)	(D)	GG	4	(D)
5142	Packages, frozen foods	10	163 781	4 220	130	6	(D)	(D)	CC	4	(D)
5143	Dairy products, except dried or canned	6	141 961	5 095	165	5	(D)	(D)	CC	1	(D)
5144	Poultry and poultry products	3	(D)	(D)	BB	3	(D)	(D)	BB	—	(D)
5145	Confectionery	8	124 310	8 902	331	7	(D)	(D)	CC	1	(D)
5146	Fish and seafoods	6	18 796	2 367	68	6	18 796	2 367	68	—	(D)
5147	Meats and meat products	9	21 632	1 643	73	8	(D)	(D)	BB	1	(D)
5148	Fresh fruits and vegetables	15	96 247	8 702	265	14	(D)	(D)	EE	1	(D)
5149	Groceries and related products, n.e.c.	35	(D)	(D)	FF	24	85 749	7 535	324	11	(D)
515	Farm-product raw materials	6	(D)	(D)	BB	5	(D)	(D)	BB	1	(D)
5153	Grain and field beans	1	(D)	(D)	AA	1	(D)	(D)	AA	—	(D)
5154	Livestock	1	(D)	(D)	AA	1	(D)	(D)	AA	—	(D)
5159	Farm-product raw materials, n.e.c.	4	(D)	(D)	BB	3	(D)	(D)	BB	1	(D)
516	Chemicals and allied products	40	131 925	11 958	328	33	79 279	10 528	293	7	52 646
5162	Plastics materials and basic forms and shapes	14	71 819	4 478	132	11	(D)	(D)	CC	3	(D)
5169	Chemicals and allied products, n.e.c.	26	60 106	7 480	196	22	(D)	(D)	CC	4	(D)
517	Petroleum and petroleum products	28	436 727	12 506	369	22	(D)	(D)	EE	6	(D)
5171	Petroleum bulk stations and terminals	22	189 322	8 477	265	18	(D)	(D)	CC	4	(D)
5172	Petroleum and petroleum products wholesalers, except bulk stations and terminals	6	247 405	4 029	104	4	(D)	(D)	BB	2	(D)
518	Beer, wine, and distilled alcoholic beverages	16	616 164	48 649	1 084	12	(D)	(D)	FF	4	(D)
5181	Beer and ale	7	153 886	21 715	442	6	(D)	(D)	EE	1	(D)
5182	Wine and distilled alcoholic beverages	9	462 278	26 934	642	6	(D)	(D)	EE	3	(D)
519	Miscellaneous nondurable goods	84	(D)	(D)	GG	63	304 704	25 423	1 027	21	(D)
5191	Farm supplies	14	18 980	2 808	105	12	(D)	(D)	BB	2	(D)
5192	Books, periodicals, and newspapers	16	174 856	11 147	444	11	145 535	10 435	429	5	29 321
5193	Flowers, nursery stock, and florists' supplies	11	23 142	3 344	148	10	(D)	(D)	CC	4	(D)
5194	Tobacco and tobacco products	6	75 948	2 325	103	6	75 948	2 325	103	—	(D)
5198	Paints, varnishes, and supplies	11	55 872	4 987	163	3	(D)	(D)	BB	8	(D)
5199	Nondurable goods, n.e.c.	26	(D)	(D)	CC	21	(D)	(D)	CC	5	(D)
LITCHFIELD COUNTY											
	Wholesale trade	282	822 441	66 477	1 968	245	461 161	56 697	1 690	37	361 280
50	Durable goods	204	582 278	42 911	1 355	179	277 492	34 695	1 109	25	304 786
501	Motor vehicles and motor vehicle parts and supplies	36	58 748	6 798	259	36	58 748	6 798	259	—	(D)
502	Furniture and home furnishings	6	(D)	(D)	BB	5	(D)	(D)	BB	1	(D)
503	Lumber and other construction materials	12	44 610	5 720	124	11	(D)	(D)	CC	1	(D)
504	Professional and commercial equipment and supplies	24	18 360	2 446	83	23	(D)	(D)	BB	1	(D)
505	Metals and minerals, except petroleum	9	42 771	2 729	88	6	16 929	2 064	68	3	25 842
506	Electrical goods	23	43 679	5 686	196	19	34 705	5 408	190	4	8 974

Table 6. Summary Statistics for Counties With 200 Establishments or More: 1992 — Con.

[For meaning of abbreviations and symbols, see introductory text. For explanation of terms and comparability of 1987 and 1992 censuses, see appendix A. For information on geographic areas followed by ▲, see appendix F]

SIC code	Geographic area and kind of business	Estab-lish-ments (number)	Sales (\$1,000)	Annual payroll (\$1,000)	Paid employees for pay period including March 12 (number)	Merchant wholesalers				Other operating types	
						Estab-lish-ments (number)	Sales (\$1,000)	Annual payroll (\$1,000)	Paid employees for pay period including March 12 (number)	Estab-lish-ments (number)	Sales (\$1,000)
LITCHFIELD COUNTY — Con.											
50	Durable goods — Con.										
507	Hardware, and plumbing and heating equipment and supplies	17	23 610	2 538	89	13	(D)	(D)	BB	4	(D)
508	Machinery, equipment, and supplies	61	87 937	9 750	253	52	55 670	7 951	226	9	32 267
509	Miscellaneous durable goods	16	(D)	(D)	CC	14	30 165	1 668	64	2	(D)
51	Nondurable goods	78	240 163	23 566	613	66	183 669	22 002	581	12	56 494
511	Paper and paper products	4	4 354	858	45	4	4 354	858	45	—	—
512	Drugs, drug proprietaries, and druggists' sundries	1	(D)	(D)	AA	—	—	—	—	1	(D)
513	Apparel, piece goods, and notions	9	25 625	1 178	25	7	(D)	(D)	BB	2	(D)
514	Groceries and related products	25	62 621	9 013	237	24	(D)	(D)	CC	1	(D)
515	Farm-product raw materials	2	(D)	(D)	AA	1	(D)	(D)	AA	1	(D)
516	Chemicals and allied products	8	14 442	1 573	43	5	5 478	1 215	35	3	8 964
517	Petroleum and petroleum products	6	79 190	5 374	132	6	79 190	5 374	132	—	—
518	Beer, wine, and distilled alcoholic beverages	4	17 212	2 980	59	4	17 212	2 980	59	—	(D)
519	Miscellaneous nondurable goods	19	(D)	(D)	BB	15	(D)	(D)	BB	4	(D)
MIDDLESEX COUNTY											
	Wholesale trade	251	742 020	74 532	2 488	202	489 376	62 512	2 120	49	252 644
50	Durable goods	178	402 038	35 143	1 253	145	256 232	29 343	1 113	33	145 806
501	Motor vehicles and motor vehicle parts and supplies	35	63 032	5 879	339	35	63 032	5 879	339	—	—
502	Furniture and home furnishings	8	20 850	2 009	72	6	(D)	(D)	BB	2	(D)
503	Lumber and other construction materials	10	56 965	2 804	86	9	(D)	(D)	BB	1	(D)
504	Professional and commercial equipment and supplies	29	62 298	7 004	213	25	(D)	(D)	CC	4	(D)
505	Metals and minerals, except petroleum	6	8 832	889	27	5	(D)	(D)	BB	1	(D)
506	Electrical goods	23	64 948	4 130	130	15	13 928	2 317	86	8	51 020
507	Hardware, and plumbing and heating equipment and supplies	14	28 108	2 056	66	11	23 684	1 845	60	3	4 424
508	Machinery, equipment, and supplies	35	69 884	7 463	192	24	46 162	6 103	149	11	23 722
509	Miscellaneous durable goods	18	27 121	2 909	128	15	(D)	(D)	CC	3	(D)
51	Nondurable goods	73	339 982	39 389	1 235	57	233 144	33 169	1 007	16	106 838
511	Paper and paper products	8	7 460	796	41	7	(D)	(D)	BB	1	(D)
512	Drugs, drug proprietaries, and druggists' sundries	4	(D)	(D)	CC	4	(D)	(D)	CC	—	—
513	Apparel, piece goods, and notions	6	7 633	544	24	5	(D)	(D)	BB	1	(D)
514	Groceries and related products	21	113 205	7 499	283	11	22 628	2 202	84	10	90 577
515	Farm-product raw materials	2	(D)	(D)	AA	1	(D)	(D)	AA	1	(D)
516	Chemicals and allied products	10	24 938	2 833	78	7	(D)	(D)	BB	3	(D)
517	Petroleum and petroleum products	6	(D)	(D)	BB	6	(D)	(D)	BB	—	—
518	Beer, wine, and distilled alcoholic beverages	—	—	—	—	—	—	—	—	—	—
519	Miscellaneous nondurable goods	16	(D)	(D)	FF	16	(D)	(D)	FF	—	—
NEW HAVEN COUNTY											
	Wholesale trade	1 614	8 895 271	616 527	18 780	1 351	5 654 964	490 719	15 567	263	3 240 307
50	Durable goods	1 154	5 440 104	396 947	11 422	948	3 097 648	305 895	9 339	206	2 342 456
501	Motor vehicles and motor vehicle parts and supplies	152	890 741	42 555	1 455	145	249 424	34 420	1 297	7	641 317
5012	Automobiles and other motor vehicles	29	150 375	7 100	271	28	(D)	(D)	EE	1	(D)
5013	Motor vehicle supplies and new parts	95	153 872	21 262	830	91	(D)	(D)	FF	4	(D)
5014	Tires and tubes	11	(D)	(D)	CC	9	23 182	4 517	113	2	(D)
5015	Motor vehicle parts, used	17	(D)	(D)	CC	17	(D)	(D)	CC	—	—
502	Furniture and home furnishings	54	(D)	(D)	EE	42	85 337	11 160	399	12	(D)
5021	Furniture	25	(D)	(D)	CC	16	(D)	(D)	CC	9	(D)
5023	Home furnishings	29	74 102	8 310	277	26	(D)	(D)	EE	3	(D)
503	Lumber and other construction materials	58	241 951	15 881	537	44	159 530	13 125	426	14	82 421
5031	Lumber, plywood, millwork, and wood panels	22	100 202	6 803	258	19	85 067	6 464	247	3	15 135
5032	Brick, stone, and related construction materials	10	22 140	1 986	55	7	(D)	(D)	BB	3	(D)
5033	Roofing, siding, and insulation materials	14	75 694	5 087	130	10	(D)	(D)	CC	4	(D)
5039	Construction materials, n.e.c.	12	43 915	2 005	94	8	(D)	(D)	BB	4	(D)
504	Professional and commercial equipment and supplies	197	1 036 534	74 167	2 006	165	794 081	53 202	1 605	32	242 453
5043	Photographic equipment and supplies	8	(D)	(D)	BB	5	6 890	1 154	29	3	(D)
5044	Office equipment	40	90 042	18 847	584	37	(D)	(D)	FF	3	(D)
5045	Computers and computer peripheral equipment and software	63	624 936	25 856	610	55	(D)	(D)	EE	8	(D)
5046	Commercial equipment, n.e.c.	26	56 009	5 726	204	23	(D)	(D)	CC	3	(D)
5047	Medical, dental, and hospital equipment and supplies	41	202 538	12 901	313	30	62 232	9 639	243	11	140 306
5048	Ophthalmic goods	5	13 966	1 871	81	4	(D)	(D)	BB	1	(D)
5049	Professional equipment and supplies, n.e.c.	14	(D)	(D)	CC	11	(D)	(D)	CC	3	(D)
505	Metals and minerals, except petroleum	54	544 921	24 789	672	43	308 566	21 324	585	11	236 355
5051	Metals service centers and offices	52	(D)	(D)	FF	41	(D)	(D)	FF	11	236 355
5052	Coal and other minerals and ores	2	(D)	(D)	AA	2	(D)	(D)	AA	—	—

Table 6. Summary Statistics for Counties With 200 Establishments or More: 1992 — Con.

[For meaning of abbreviations and symbols, see introductory text. For explanation of terms and comparability of 1987 and 1992 censuses, see appendix A. For information on geographic areas followed by ▲, see appendix F]

SIC code	Geographic area and kind of business	Estab-lish-ments (number)	Sales (\$1,000)	Annual payroll (\$1,000)	Paid employees for pay period including March 12 (number)	Merchant wholesalers				Other operating types	
						Estab-lish-ments (number)	Sales (\$1,000)	Annual payroll (\$1,000)	Paid employees for pay period including March 12 (number)	Estab-lish-ments (number)	Sales (\$1,000)
NEW HAVEN COUNTY — Con.											
50	Durable goods — Con.										
506	Electrical goods	181	1 170 821	86 711	2 269	128	553 605	54 100	1 536	53	617 216
5063	Electrical apparatus and equipment, wiring supplies, and construction materials	91	320 976	32 328	944	68	172 483	22 756	708	23	148 493
5064	Electrical appliances, television and radio sets	9	95 803	7 653	178	9	95 803	7 653	178	—	—
5065	Electronic parts and equipment, n.e.c.	81	754 042	46 730	1 147	51	285 319	23 691	650	30	468 723
507	Hardware, and plumbing and heating equipment and supplies	90	202 198	23 780	669	67	143 408	19 649	582	23	58 790
5072	Hardware	23	36 587	5 063	145	22	(D)	(D)	CC	1	(D)
5074	Plumbing and heating equipment and supplies (hydronics)	44	102 311	12 009	366	31	70 690	9 713	312	13	31 621
5075	Warm air heating and air-conditioning equipment and supplies	20	58 154	6 163	147	13	39 337	4 843	121	7	18 817
5078	Refrigeration equipment and supplies	3	5 146	545	11	1	(D)	(D)	AA	2	(D)
508	Machinery, equipment, and supplies	267	712 145	72 679	2 018	222	480 245	66 392	1 850	45	231 900
5082	Construction and mining (except petroleum) machinery and equipment	14	35 085	4 005	115	11	(D)	(D)	CC	3	(D)
5083	Farm and garden machinery and equipment	7	24 078	1 745	77	6	(D)	(D)	BB	1	(D)
5084	Industrial machinery and equipment	141	284 053	40 144	1 064	116	220 133	36 964	987	25	63 920
5085	Industrial supplies	68	246 549	15 510	494	58	103 704	13 454	437	10	142 845
5087	Service establishment equipment and supplies	24	54 922	5 150	161	21	(D)	(D)	CC	3	(D)
5088	Transportation equipment and supplies, except motor vehicles	13	67 458	6 125	107	10	(D)	(D)	BB	3	(D)
509	Miscellaneous durable goods	101	(D)	(D)	GG	92	323 452	32 523	1 059	9	(D)
5091	Sporting and recreational goods and supplies	17	115 043	8 987	259	16	(D)	(D)	CC	1	(D)
5092	Toys and hobby goods and supplies	11	14 952	790	70	10	(D)	(D)	BB	1	(D)
5093	Scrap and waste materials	36	136 630	15 888	514	35	(D)	(D)	FF	1	(D)
5094	Jewelry, watches, precious stones, and precious metals	14	212 238	7 394	173	12	(D)	(D)	CC	2	(D)
5099	Durable goods, n.e.c.	23	(D)	(D)	EE	19	12 341	2 246	93	4	(D)
51	Nondurable goods	460	3 455 167	219 580	7 358	403	2 557 316	184 824	6 228	57	897 851
511	Paper and paper products	80	366 096	39 457	1 387	67	296 593	36 102	1 315	13	69 503
5111	Printing and writing paper	13	124 499	8 788	195	11	(D)	(D)	CC	2	(D)
5112	Stationery and office supplies	45	113 041	17 429	849	41	(D)	(D)	FF	4	(D)
5113	Industrial and personal service paper	22	128 556	13 240	343	15	(D)	(D)	EE	7	(D)
512	Drugs, drug proprietaries, and druggists' sundries	19	312 046	15 852	581	16	(D)	(D)	EE	3	(D)
5122	Drugs, drug proprietaries, and druggists' sundries	19	312 046	15 852	581	16	(D)	(D)	EE	3	(D)
513	Apparel, piece goods, and notions	25	45 724	6 110	225	23	(D)	(D)	CC	2	(D)
5131	Piece goods, notions, and other dry goods	7	(D)	(D)	BB	7	(D)	(D)	BB	—	(D)
5136	Men's and boys' clothing and furnishings	7	19 864	2 393	110	6	(D)	(D)	CC	1	(D)
5137	Women's, children's, and infants' clothing and accessories	8	17 526	2 283	71	7	(D)	(D)	BB	1	(D)
5139	Footwear	3	(D)	(D)	AA	3	(D)	(D)	AA	—	(D)
514	Groceries and related products	144	955 481	61 127	2 258	126	688 603	44 328	1 731	18	266 878
5141	Groceries, general line	20	436 706	18 022	607	18	(D)	(D)	FF	2	(D)
5142	Packaged frozen foods	10	47 729	2 943	121	9	(D)	(D)	CC	1	(D)
5143	Dairy products, except dried or canned	8	89 956	2 180	83	7	(D)	(D)	BB	1	(D)
5144	Poultry and poultry products	7	47 213	3 309	160	6	(D)	(D)	CC	1	(D)
5145	Confectionery	8	30 278	2 808	102	7	(D)	(D)	BB	1	(D)
5146	Fish and seafoods	9	12 916	943	47	9	12 916	943	47	—	(D)
5147	Meats and meat products	12	65 948	4 928	195	11	(D)	(D)	CC	1	(D)
5148	Fresh fruits and vegetables	19	50 457	2 919	118	18	(D)	(D)	CC	1	(D)
5149	Groceries and related products, n.e.c.	51	174 278	23 075	825	41	78 159	9 160	385	10	96 119
515	Farm-product raw materials	—	—	—	—	—	—	—	—	—	—
5153	Grain and field beans	—	—	—	—	—	—	—	—	—	—
5154	Livestock	—	—	—	—	—	—	—	—	—	—
5159	Farm-product raw materials, n.e.c.	—	—	—	—	—	—	—	—	—	—
516	Chemicals and allied products	42	105 761	14 058	362	37	97 041	12 905	333	5	8 720
5162	Plastics materials and basic forms and shapes	12	44 222	3 709	83	11	(D)	(D)	BB	1	(D)
5169	Chemicals and allied products, n.e.c.	30	61 539	10 349	279	26	(D)	(D)	EE	4	(D)
517	Petroleum and petroleum products	26	862 006	19 803	453	22	508 888	15 265	362	4	353 118
5171	Petroleum bulk stations and terminals	17	725 830	16 856	349	13	372 712	12 318	258	4	353 118
5172	Petroleum and petroleum products wholesalers, except bulk stations and terminals	9	136 176	2 947	104	9	136 176	2 947	104	—	—
518	Beer, wine, and distilled alcoholic beverages	16	(D)	(D)	FF	14	347 228	33 771	893	2	(D)
5181	Beer and ale	6	173 396	14 684	389	6	173 396	14 684	389	—	(D)
5182	Wine and distilled alcoholic beverages	10	(D)	(D)	FF	8	173 832	19 087	504	2	(D)
519	Miscellaneous nondurable goods	108	(D)	(D)	GG	98	408 511	26 448	1 047	10	(D)
5191	Farm supplies	12	16 746	1 966	82	10	(D)	(D)	BB	2	(D)
5192	Books, periodicals, and newspapers	19	134 818	13 336	565	14	(D)	(D)	EE	5	(D)
5193	Flowers, nursery stock, and florists' supplies	18	17 378	2 309	176	18	17 378	2 309	176	—	(D)
5194	Tobacco and tobacco products	12	89 172	2 065	87	12	89 172	2 065	87	—	(D)
5198	Paints, varnishes, and supplies	9	7 385	1 109	50	8	(D)	(D)	BB	1	(D)
5199	Nondurable goods, n.e.c.	38	(D)	(D)	CC	36	(D)	(D)	CC	2	(D)

Table 6. Summary Statistics for Counties With 200 Establishments or More: 1992 — Con.

[For meaning of abbreviations and symbols, see introductory text. For explanation of terms and comparability of 1987 and 1992 censuses, see appendix A. For information on geographic areas followed by ▲, see appendix F]

SIC code	Geographic area and kind of business	Estab-lish-ments (number)	Sales (\$1,000)	Annual payroll (\$1,000)	Paid employees for pay period including March 12 (number)	Merchant wholesalers				Other operating types	
						Estab-lish-ments (number)	Sales (\$1,000)	Annual payroll (\$1,000)	Paid employees for pay period including March 12 (number)	Estab-lish-ments (number)	Sales (\$1,000)
NEW LONDON COUNTY											
	Wholesale trade	276	746 875	82 644	2 775	245	517 097	66 707	2 133	31	229 778
50	Durable goods	189	362 148	40 259	1 380	171	262 846	36 617	1 259	18	99 302
501	Motor vehicles and motor vehicle parts and supplies	34	39 006	5 858	234	33	(D)	(D)	CC	1	(D)
502	Furniture and homefurnishings	5	(D)	(D)	BB	4	(D)	(D)	AA	1	(D)
503	Lumber and other construction materials	6	10 625	1 234	42	5	(D)	(D)	BB	1	(D)
504	Professional and commercial equipment and supplies	27	36 049	5 489	239	23	22 143	4 257	171	4	13 906
505	Metals and minerals, except petroleum	5	(D)	(D)	AA	3	1 803	160	5	2	(D)
506	Electrical goods	25	51 631	6 749	201	25	51 631	6 749	201	—	—
507	Hardware, and plumbing and heating equipment and supplies	19	43 957	5 741	166	16	38 582	5 368	155	3	5 375
508	Machinery, equipment, and supplies	42	96 412	10 391	308	38	82 649	9 589	288	4	13 763
509	Miscellaneous durable goods	26	(D)	(D)	CC	24	22 663	3 566	151	2	(D)
51	Nondurable goods	87	384 727	42 385	1 395	74	254 251	30 090	874	13	130 476
511	Paper and paper products	16	37 535	5 493	159	15	(D)	(D)	CC	1	(D)
512	Drugs, drug proprietaries, and druggists' sundries	2	(D)	(D)	BB	2	(D)	(D)	BB	—	—
513	Apparel, piece goods, and notions	2	(D)	(D)	AA	2	(D)	(D)	AA	—	—
514	Groceries and related products	19	105 127	11 106	346	16	79 276	7 840	244	3	25 851
515	Farm-product raw materials	2	(D)	(D)	AA	1	(D)	(D)	AA	1	(D)
516	Chemicals and allied products	5	6 999	789	23	4	(D)	(D)	BB	1	(D)
517	Petroleum and petroleum products	11	94 260	5 449	154	10	(D)	(D)	CC	1	(D)
518	Beer, wine, and distilled alcoholic beverages	6	43 728	6 283	136	6	43 728	6 283	136	—	—
519	Miscellaneous nondurable goods	24	(D)	(D)	FF	18	40 723	3 692	128	6	(D)

Table 7. Summary Statistics for Metropolitan Areas: 1992

[For meaning of abbreviations and symbols, see introductory text. For explanation of terms and comparability of 1987 and 1992 censuses, see appendix A. For definitions of CMSA's, MSA's, and PMSA's, see appendix D]

SIC code	Geographic area and kind of business	Estab-lish-ments (number)	Sales (\$1,000)	Annual payroll (\$1,000)	Paid employees for pay period including March 12 (number)	Merchant wholesalers				Other operating types	
						Estab-lish-ments (number)	Sales (\$1,000)	Annual payroll (\$1,000)	Paid employees for pay period including March 12 (number)	Estab-lish-ments (number)	Sales (\$1,000)
BOSTON-WORCESTER-LAWRENCE, MA-NH-ME-CT CMSA											
	Wholesale trade	10 733	88 010 543	5 073 536	140 889	8 478	46 399 336	3 637 839	107 588	2 255	41 611 207
50	Durable goods	7 253	44 796 881	3 130 188	84 094	5 747	(D)	(D)	LL	1 506	(D)
501	Motor vehicles and motor vehicle parts and supplies	928	(D)	(D)	II	873	(D)	(D)	II	55	7 134 908
5012	Automobiles and other motor vehicles	126	7 883 972	58 601	2 002	111	1 218 243	44 788	1 330	15	6 665 729
5013	Motor vehicle supplies and new parts	601	(D)	(D)	II	562	1 126 216	130 253	(D)	39	(D)
5014	Tires and tubes	60	177 337	17 210	590	59	(D)	(D)	FF	1	(D)
5015	Motor vehicle parts, used	141	100 707	19 198	878	141	100 707	19 198	878	—	—
502	Furniture and homefurnishings	409	1 633 549	111 974	3 306	289	629 832	84 467	2 644	120	1 003 717
5021	Furniture	178	(D)	(D)	GG	121	(D)	(D)	GG	57	(D)
5023	Homefurnishings	231	(D)	(D)	GG	168	(D)	(D)	GG	63	(D)
503	Lumber and other construction materials	429	2 137 348	153 696	4 531	352	(D)	(D)	HH	77	(D)
5031	Lumber, plywood, millwork, and wood panels	188	(D)	(D)	HH	159	(D)	(D)	GG	29	206 777
5032	Brick, stone, and related construction materials	87	(D)	(D)	FF	77	123 778	19 618	(D)	10	(D)
5033	Roofing, siding, and insulation materials	71	(D)	(D)	FF	45	(D)	(D)	EE	26	(D)
5039	Construction materials, n.e.c.	83	(D)	(D)	FF	71	(D)	(D)	FF	12	(D)
504	Professional and commercial equipment and supplies	1 425	12 500 282	1 137 767	26 254	1 154	5 804 523	679 977	17 260	271	6 695 759
5043	Photographic equipment and supplies	45	1 163 313	36 706	1 020	38	(D)	(D)	FF	7	(D)
5044	Office equipment	186	1 335 755	199 566	5 327	145	762 522	125 897	3 699	41	573 233
5045	Computers and computer peripheral equipment and software	667	6 869 294	617 852	12 612	537	2 927 718	310 824	6 944	130	3 941 576
5046	Commercial equipment, n.e.c.	122	289 772	29 410	926	104	(D)	(D)	FF	18	(D)
5047	Medical, dental, and hospital equipment and supplies	263	2 231 097	161 916	4 045	215	1 189 855	118 471	3 158	48	1 041 242
5048	Ophthalmic goods	50	107 130	19 385	580	44	(D)	(D)	FF	6	(D)
5049	Professional equipment and supplies, n.e.c.	92	503 921	72 932	1 744	71	444 007	65 151	1 580	21	59 914
505	Metals and minerals, except petroleum	195	(D)	(D)	GG	150	(D)	(D)	GG	45	(D)
5051	Metals service centers and offices	189	926 943	77 541	2 144	145	518 607	61 179	1 721	44	408 336
5052	Coal and other minerals and ores	6	(D)	(D)	BB	5	(D)	(D)	BB	1	(D)

CT-26 CONNECTICUT

WHOLESALE TRADE—GEOGRAPHIC AREA SERIES

Table 7. Summary Statistics for Metropolitan Areas: 1992 — Con.

[For meaning of abbreviations and symbols, see introductory text. For explanation of terms and comparability of 1987 and 1992 censuses, see appendix A. For definitions of CMSA's, MSA's, and PMSA's, see appendix D]

SIC code	Geographic area and kind of business	Estab-lish-ments (number)	Sales (\$1,000)	Annual payroll (\$1,000)	Paid employees for pay period including March 12 (number)	Merchant wholesalers			Other operating types	
						Estab-lish-ments (number)	Sales (\$1,000)	Annual payroll (\$1,000)	Paid employees for pay period including March 12 (number)	Estab-lish-ments (number)
BOSTON-WORCESTER-LAWRENCE, MA-NH-ME-CT CMSA—Con.										
50	Durable goods —Con.									
506	Electrical goods	1 251	8 534 225	571 297	14 818	810	(D)	(D)	JJ	441 (D)
5063	Electrical apparatus and equipment, wiring supplies, and construction materials	514	2 135 366	172 117	5 134	363	(D)	(D)	HH	151 (D)
5064	Electrical appliances, television and radio sets	100	1 358 729	50 830	1 183	64	887 571	37 434	877	36 471 158
5065	Electronic parts and equipment, n.e.c.	637	5 040 130	348 350	8 501	383	1 801 696	203 939	5 405	254 3 238 434
507	Hardware, and plumbing and heating equipment and supplies	612	2 122 635	202 992	6 052	501	(D)	(D)	II	111 (D)
5072	Hardware	201	808 026	77 188	2 395	164	570 401	66 957	2 168	37 237 625
5074	Plumbing and heating equipment and supplies (hydronics)	279	1 004 518	90 264	2 638	231	599 251	77 554	2 312	48 405 267
5075	Warm air heating and air-conditioning equipment and supplies	96	(D)	(D)	FF	77	177 327	20 694	(D)	19 (D)
5078	Refrigeration equipment and supplies	36	(D)	(D)	CC	29	(D)	(D)	CC	7 (D)
508	Machinery, equipment, and supplies	1 305	4 083 673	424 332	11 602	1 026	(D)	(D)	II	279 (D)
5082	Construction and mining (except petroleum) machinery and equipment	71	227 659	29 365	852	57	192 148	25 747	773	14 35 511
5083	Farm and garden machinery and equipment	62	86 557	10 568	420	57	(D)	(D)	EE	5 (D)
5084	Industrial machinery and equipment	649	2 084 037	220 915	5 543	466	1 211 493	168 052	4 417	183 872 544
5085	Industrial supplies	313	1 215 783	105 184	2 831	257	575 860	86 362	2 440	56 639 923
5087	Service establishment equipment and supplies	163	254 067	41 686	1 470	150	199 176	36 445	1 318	13 54 891
5088	Transportation equipment and supplies, except motor vehicles	47	215 570	16 614	486	39	(D)	(D)	EE	8 (D)
509	Miscellaneous durable goods	699	3 114 845	202 559	6 048	592	1 736 211	150 381	4 942	107 1 378 634
5091	Sporting and recreational goods and supplies	143	(D)	(D)	GG	117	526 833	45 008	(D)	26 (D)
5092	Toys and hobby goods and supplies	58	(D)	(D)	EE	43	62 807	6 931	(D)	15 (D)
5093	Scrap and waste materials	202	(D)	(D)	GG	198	406 006	43 264	(D)	4 (D)
5094	Jewelry, watches, precious stones, and precious metals	124	311 206	29 919	860	117	285 436	29 098	839	7 25 770
5099	Durable goods, n.e.c.	172	1 084 058	36 959	905	117	455 129	26 080	690	55 628 929
51	Nondurable goods	3 480	43 213 662	1 943 348	56 795	2 731	(D)	(D)	KK	749 (D)
511	Paper and paper products	529	(D)	(D)	II	410	(D)	(D)	II	119 2 688 653
5111	Printing and writing paper	70	(D)	(D)	FF	52	636 655	32 705	(D)	18 (D)
5112	Stationery and office supplies	294	(D)	(D)	HH	233	(D)	(D)	HH	61 (D)
5113	Industrial and personal service paper	165	1 980 217	96 270	2 552	125	528 798	66 502	1 835	40 1 451 419
512	Drugs, drug proprietaries, and druggists' sundries	111	3 059 431	129 051	3 937	88	(D)	(D)	HH	23 (D)
5122	Drugs, drug proprietaries, and druggists' sundries	111	3 059 431	129 051	3 937	88	(D)	(D)	HH	23 (D)
513	Apparel, piece goods, and notions	420	5 625 109	323 488	7 617	301	4 682 459	277 518	6 655	119 942 650
5131	Piece goods, notions, and other dry goods	95	561 546	42 270	1 287	71	(D)	(D)	FF	24 (D)
5136	Men's and boys' clothing and furnishings	97	615 181	45 791	1 884	69	351 652	39 141	1 692	28 263 529
5137	Women's, children's, and infants' clothing and accessories	129	1 331 695	64 073	1 245	90	(D)	(D)	GG	39 (D)
5139	Footwear	99	3 116 687	171 354	3 201	71	2 758 096	149 650	2 901	28 358 591
514	Groceries and related products	1 150	16 189 463	645 371	20 038	930	(D)	(D)	JJ	220 (D)
5141	Groceries, general line	130	3 003 164	134 345	4 092	100	1 838 880	112 435	3 494	30 1 164 284
5142	Packaged frozen foods	103	(D)	(D)	GG	78	1 495 181	59 741	(D)	25 (D)
5143	Dairy products, except dried or canned	50	517 535	19 248	758	38	195 434	13 182	531	12 322 101
5144	Poultry and poultry products	32	(D)	(D)	EE	25	(D)	(D)	EE	7 143 884
5145	Confectionery	56	521 623	31 480	1 136	37	131 377	11 615	488	19 390 246
5146	Fish and seafoods	214	(D)	(D)	GG	204	(D)	(D)	GG	10 97 470
5147	Meats and meat products	97	1 352 186	45 587	1 449	88	(D)	(D)	GG	9 (D)
5148	Fresh fruits and vegetables	150	(D)	(D)	GG	139	836 287	55 180	(D)	11 (D)
5149	Groceries and related products, n.e.c.	318	(D)	(D)	II	221	(D)	(D)	HH	97 4 976 168
515	Farm-product raw materials	55	(D)	(D)	CC	45	(D)	(D)	CC	10 (D)
5153	Grain and field beans	5	6 150	487	26	5	6 150	487	26	- -
5154	Livestock	7	(D)	(D)	BB	5	(D)	(D)	BB	2 (D)
5159	Farm-product raw materials, n.e.c.	43	(D)	(D)	CC	35	(D)	(D)	CC	8 (D)
516	Chemicals and allied products	300	(D)	(D)	HH	229	(D)	(D)	GG	71 1 444 009
5162	Plastics materials and basic forms and shapes	98	(D)	(D)	FF	80	(D)	(D)	FF	18 (D)
5169	Chemicals and allied products, n.e.c.	202	1 809 176	118 696	2 906	149	(D)	(D)	GG	53 (D)
517	Petroleum and petroleum products	147	6 571 902	89 229	2 409	125	4 828 903	65 738	1 976	22 1 742 999
5171	Petroleum bulk stations and terminals	85	4 129 088	57 311	1 746	73	(D)	(D)	GG	12 (D)
5172	Petroleum and petroleum products wholesalers, except bulk stations and terminals	62	2 442 814	31 918	663	52	(D)	(D)	FF	10 (D)
518	Beer, wine, and distilled alcoholic beverages	71	(D)	(D)	HH	55	1 113 519	115 234	(D)	16 (D)
5181	Beer and ale	28	(D)	(D)	GG	27	(D)	(D)	GG	1 (D)
5182	Wine and distilled alcoholic beverages	43	676 541	54 205	1 239	28	(D)	(D)	GG	15 (D)
519	Miscellaneous nondurable goods	697	3 155 063	218 668	8 076	548	(D)	(D)	II	149 (D)
5191	Farm supplies	96	(D)	(D)	FF	84	122 558	13 177	(D)	12 (D)
5192	Books, periodicals, and newspapers	146	1 295 089	84 550	3 082	89	626 213	49 437	2 086	57 668 876
5193	Flowers, nursery stock, and florists' supplies	81	(D)	(D)	FF	76	(D)	(D)	FF	5 (D)
5194	Tobacco and tobacco products	26	762 476	26 136	1 011	25	(D)	(D)	FF	1 (D)
5198	Paints, varnishes, and supplies	65	209 722	21 395	712	48	(D)	(D)	FF	17 (D)
5199	Nondurable goods, n.e.c.	283	(D)	(D)	GG	226	440 833	49 905	(D)	57 (D)

Table 7. Summary Statistics for Metropolitan Areas: 1992 — Con.

[For meaning of abbreviations and symbols, see introductory text. For explanation of terms and comparability of 1987 and 1992 censuses, see appendix A. For definitions of CMSA's, MSA's, and PMSA's, see appendix D]

SIC code	Geographic area and kind of business	Estab-lish-ments (number)	Sales (\$1,000)	Annual payroll (\$1,000)	Paid employees for pay period including March 12 (number)	Merchant wholesalers				Other operating types	
						Estab-lish-ments (number)	Sales (\$1,000)	Annual payroll (\$1,000)	Paid employees for pay period including March 12 (number)	Estab-lish-ments (number)	Sales (\$1,000)
	BOSTON-WORCESTER-LAWRENCE, MA-NH-ME-CT CMSA—Con.										
	Boston, MA—NH PMSA										
	Wholesale trade -----	6 856	66 292 647	3 485 013	94 132	5 308	32 994 292	2 467 057	70 346	1 548	33 298 355
	(See appropriate State for SIC detail.)										
	Brockton, MA PMSA										
	Wholesale trade -----	400	2 407 009	189 632	5 534	344	2 048 066	168 879	4 859	56	358 943
	(See appropriate State for SIC detail.)										
	Fitchburg-Leominster, MA PMSA										
	Wholesale trade -----	169	886 359	77 114	2 268	147	351 087	37 338	1 463	22	535 272
	(See appropriate State for SIC detail.)										
	Lawrence, MA—NH PMSA										
	Wholesale trade -----	580	3 971 365	217 631	6 323	436	2 556 155	162 804	4 965	144	1 415 210
	(See appropriate State for SIC detail.)										
	Lowell, MA—NH PMSA										
	Wholesale trade -----	428	3 660 642	267 535	6 621	335	1 255 207	150 661	4 290	93	2 405 435
	(See appropriate State for SIC detail.)										
	Manchester, NH PMSA										
	Wholesale trade -----	447	2 020 628	177 316	5 622	364	1 288 859	123 986	4 266	83	731 769
	(See appropriate State for SIC detail.)										
	Nashua, NH PMSA										
	Wholesale trade -----	359	1 919 610	131 712	3 607	280	988 778	103 304	3 003	79	930 832
	(See appropriate State for SIC detail.)										
	New Bedford, MA PMSA										
	Wholesale trade -----	282	1 110 919	99 387	2 998	256	740 405	64 312	2 533	26	370 514
	(See appropriate State for SIC detail.)										

Table 7. Summary Statistics for Metropolitan Areas: 1992 — Con.

[For meaning of abbreviations and symbols, see introductory text. For explanation of terms and comparability of 1987 and 1992 censuses, see appendix A. For definitions of CMSA's, MSA's, and PMSA's, see appendix D]

SIC code	Geographic area and kind of business	Estab-lish-ments (number)	Sales (\$1,000)	Annual payroll (\$1,000)	Paid employees for pay period including March 12 (number)	Merchant wholesalers				Other operating types	
						Estab-lish-ments (number)	Sales (\$1,000)	Annual payroll (\$1,000)	Paid employees for pay period including March 12 (number)	Estab-lish-ments (number)	Sales (\$1,000)
BOSTON-WORCESTER-LAWRENCE, MA-NH-ME-CT CMSA—Con.											
Portsmouth-Rochester, NH-ME PMSA											
	Wholesale trade	401	1 608 943	101 919	3 573	341	1 222 846	82 743	2 946	60	386 097
(See appropriate State for SIC detail.)											
Worcester, MA-CT PMSA											
	Wholesale trade	811	4 132 421	326 277	10 211	667	2 953 641	276 755	8 917	144	1 178 780
50	Durable goods	607	1 959 810	199 796	5 831	504	1 374 901	171 796	5 152	103	584 909
501	Motor vehicles and motor vehicle parts and supplies	83	133 144	17 360	689	82	(D)	(D)	FF	1	(D)
5012	Automobiles and other motor vehicles	11	36 562	3 218	114	11	36 562	3 218	114	—	—
5013	Motor vehicle supplies and new parts	52	63 519	9 440	401	51	(D)	(D)	EE	1	(D)
5014	Tires and tubes	8	(D)	(D)	CC	8	(D)	(D)	CC	—	—
5015	Motor vehicle parts, used	12	(D)	(D)	BB	12	(D)	(D)	BB	—	—
502	Furniture and homefurnishings	25	51 953	7 628	219	21	40 966	6 889	208	4	10 987
5021	Furniture	13	39 062	5 889	140	10	(D)	(D)	CC	3	(D)
5023	Homefurnishings	12	12 891	1 739	79	11	(D)	(D)	BB	1	(D)
503	Lumber and other construction materials	35	184 570	10 797	253	30	152 376	9 665	219	5	32 194
5031	Lumber, plywood, millwork, and wood panels	15	140 471	5 818	120	12	(D)	(D)	CC	3	(D)
5032	Brick, stone, and related construction materials	7	17 309	2 456	57	7	17 309	2 456	57	—	—
5033	Roofing, siding, and insulation materials	6	18 339	1 633	44	4	(D)	(D)	BB	2	(D)
5039	Construction materials, n.e.c.	7	8 451	890	32	7	8 451	890	32	—	—
504	Professional and commercial equipment and supplies	95	460 274	57 112	1 328	77	374 070	46 457	1 081	18	86 204
5043	Photographic equipment and supplies	1	(D)	(D)	AA	1	(D)	(D)	AA	—	—
5044	Office equipment	13	39 259	5 456	162	11	(D)	(D)	BB	2	(D)
5045	Computers and computer peripheral equipment and software	39	307 165	35 796	782	33	288 497	31 759	704	6	18 668
5046	Commercial equipment, n.e.c.	13	14 321	2 083	66	10	7 974	1 419	44	3	6 347
5047	Medical, dental, and hospital equipment and supplies	19	65 912	7 901	206	14	34 576	4 674	127	5	31 336
5048	Ophthalmic goods	7	6 440	564	37	5	(D)	(D)	BB	2	(D)
5049	Professional equipment and supplies, n.e.c.	3	(D)	(D)	BB	3	(D)	(D)	BB	—	—
505	Metals and minerals, except petroleum	17	65 357	6 290	178	14	44 810	5 734	160	3	20 547
5051	Metals service centers and offices	17	65 357	6 290	178	14	44 810	5 734	160	3	20 547
5052	Coal and other minerals and ores	—	—	—	—	—	—	—	—	—	—
506	Electrical goods	86	409 641	28 953	839	56	158 814	21 501	671	30	250 827
5063	Electrical apparatus and equipment, wiring supplies, and construction materials	44	231 222	13 054	431	29	83 552	9 335	344	15	147 670
5064	Electrical appliances, television and radio sets	7	65 329	4 707	85	5	(D)	(D)	BB	2	(D)
5065	Electronic parts and equipment, n.e.c.	35	113 090	11 192	323	22	(D)	(D)	EE	13	(D)
507	Hardware, and plumbing and heating equipment and supplies	55	95 706	11 752	356	50	83 949	11 034	341	5	11 757
5072	Hardware	20	32 607	3 752	111	16	(D)	(D)	CC	4	(D)
5074	Plumbing and heating equipment and supplies (hydronics)	28	57 311	7 231	217	27	(D)	(D)	CC	1	(D)
5075	Warm air heating and air-conditioning equipment and supplies	5	(D)	(D)	BB	5	(D)	(D)	BB	—	—
5078	Refrigeration equipment and supplies	2	(D)	(D)	AA	2	(D)	(D)	AA	—	—
508	Machinery, equipment, and supplies	159	397 404	47 371	1 487	128	287 424	41 470	1 323	31	109 980
5082	Construction and mining (except petroleum) machinery and equipment	11	(D)	(D)	BB	10	26 404	3 581	(D)	1	(D)
5083	Farm and garden machinery and equipment	7	(D)	(D)	BB	7	(D)	(D)	BB	—	—
5084	Industrial machinery and equipment	73	188 255	22 628	652	51	115 864	18 188	535	22	72 391
5085	Industrial supplies	45	122 831	12 856	426	42	(D)	(D)	EE	3	(D)
5087	Service establishment equipment and supplies	21	43 738	6 828	257	18	39 968	6 572	248	3	3 770
5088	Transportation equipment and supplies, except motor vehicles	2	(D)	(D)	AA	—	—	—	(D)	2	(D)
509	Miscellaneous durable goods	52	161 761	12 533	482	46	(D)	(D)	EE	6	(D)
5091	Sporting and recreational goods and supplies	10	(D)	(D)	BB	8	(D)	(D)	BB	2	(D)
5092	Toys and hobby goods and supplies	5	(D)	(D)	AA	4	1 818	278	(D)	1	(D)
5093	Scrap and waste materials	23	52 636	7 698	315	22	(D)	(D)	EE	1	(D)
5094	Jewelry, watches, precious stones, and precious metals	3	(D)	(D)	BB	3	(D)	(D)	BB	—	—
5099	Durable goods, n.e.c.	11	5 448	710	32	9	(D)	(D)	BB	2	(D)

Table 7. Summary Statistics for Metropolitan Areas: 1992 — Con.

[For meaning of abbreviations and symbols, see introductory text. For explanation of terms and comparability of 1987 and 1992 censuses, see appendix A. For definitions of CMSA's, MSA's, and PMSA's, see appendix D]

SIC code	Geographic area and kind of business	Estab-lish-ments (number)	Sales (\$1,000)	Annual payroll (\$1,000)	Paid employees for pay period including March 12 (number)	Merchant wholesalers				Other operating types	
						Estab-lish-ments (number)	Sales (\$1,000)	Annual payroll (\$1,000)	Paid employees for pay period including March 12 (number)	Estab-lish-ments (number)	Sales (\$1,000)
BOSTON-WORCESTER-LAWRENCE, MA-NH-ME-CT CMSA—Con.											
Worcester, MA-CT PMSA —Con.											
51	Nondurable goods -----	204	2 172 611	126 481	4 380	163	1 578 740	104 959	3 765	41	593 871
511	Paper and paper products -----	33	132 936	15 161	439	27	116 042	13 843	394	6	16 894
5111	Printing and writing paper -----	5	22 108	1 272	30	5	22 108	1 272	30	—	—
5112	Stationery and office supplies -----	18	34 758	4 041	166	13	(D)	(D)	CC	5	(D)
5113	Industrial and personal service paper -----	10	76 070	9 848	243	9	(D)	(D)	CC	1	(D)
512	Drugs, drug proprietaries, and druggists' sundries ---	10	205 853	19 336	833	10	205 853	19 336	833	—	—
5122	Drugs, drug proprietaries, and druggists' sundries -	10	205 853	19 336	833	10	205 853	19 336	833	—	—
513	Apparel, piece goods, and notions -----	11	43 774	2 700	128	7	16 690	2 281	118	4	27 084
5131	Piece goods, notions, and other dry goods -----	3	(D)	(D)	BB	2	(D)	(D)	BB	1	(D)
5136	Men's and boys' clothing and furnishings -----	6	34 857	2 164	96	4	(D)	(D)	BB	2	(D)
5137	Women's, children's, and infants' clothing and accessories -----	2	(D)	(D)	AA	1	(D)	(D)	AA	1	(D)
5139	Footwear -----	—	—	—	—	—	—	—	—	—	—
514	Groceries and related products -----	56	1 180 843	49 202	1 633	44	786 475	38 802	1 336	12	394 368
5141	Groceries, general line -----	10	(D)	(D)	FF	9	(D)	(D)	FF	1	(D)
5142	Packages frozen foods -----	3	(D)	(D)	CC	3	(D)	(D)	CC	—	—
5143	Dairy products, except dried or canned -----	3	(D)	(D)	BB	1	(D)	(D)	AA	2	(D)
5144	Poultry and poultry products -----	—	—	—	—	—	—	—	—	—	—
5145	Confectionery -----	3	(D)	(D)	CC	2	(D)	(D)	BB	1	(D)
5146	Fish and seafoods -----	2	(D)	(D)	AA	1	(D)	(D)	AA	1	(D)
5147	Meats and meat products -----	4	47 413	1 517	57	4	47 413	1 517	57	—	—
5148	Fresh fruits and vegetables -----	8	19 076	2 222	113	8	19 076	2 222	113	—	—
5149	Groceries and related products, n.e.c. -----	23	257 728	10 992	343	16	56 469	3 302	155	7	201 259
515	Farm-product raw materials -----	2	(D)	(D)	AA	1	(D)	(D)	AA	1	(D)
5153	Grain and field beans -----	—	—	—	—	—	—	—	—	—	—
5154	Livestock -----	1	(D)	(D)	AA	—	—	—	(D)	1	(D)
5159	Farm-product raw materials, n.e.c. -----	1	(D)	(D)	AA	1	(D)	(D)	AA	—	—
516	Chemicals and allied products -----	34	195 032	12 289	400	25	(D)	(D)	CC	9	(D)
5162	Plastics materials and basic forms and shapes ---	21	129 319	8 928	292	15	(D)	(D)	BB	6	(D)
5169	Chemicals and allied products, n.e.c. -----	13	65 713	3 361	108	10	(D)	(D)	BB	3	(D)
517	Petroleum and petroleum products -----	15	173 932	12 248	315	14	(D)	(D)	EE	1	(D)
5171	Petroleum bulk stations and terminals -----	10	101 933	7 324	236	10	101 933	7 324	236	—	—
5172	Petroleum and petroleum products wholesalers, except bulk stations and terminals -----	5	71 999	4 924	79	4	(D)	(D)	BB	1	(D)
518	Beer, wine, and distilled alcoholic beverages -----	1	(D)	(D)	CC	1	(D)	(D)	CC	—	—
5181	Beer and ale -----	1	(D)	(D)	CC	1	(D)	(D)	CC	—	—
5182	Wine and distilled alcoholic beverages -----	—	—	—	—	—	—	—	—	—	—
519	Miscellaneous nondurable goods -----	42	210 324	11 937	511	34	(D)	(D)	EE	8	(D)
5191	Farm supplies -----	6	29 032	2 480	86	5	(D)	(D)	BB	1	(D)
5192	Books, periodicals, and newspapers -----	4	(D)	(D)	CC	4	(D)	(D)	CC	—	—
5193	Flowers, nursery stock, and florists' supplies ---	5	3 865	514	33	5	3 865	514	33	—	—
5194	Tobacco and tobacco products -----	2	(D)	(D)	BB	2	(D)	(D)	BB	—	—
5198	Paints, varnishes, and supplies -----	7	8 879	1 801	42	4	(D)	(D)	BB	3	(D)
5199	Nondurable goods, n.e.c. -----	18	(D)	(D)	BB	14	(D)	(D)	BB	4	8 020
HARTFORD, CT MSA											
	Wholesale trade -----	1 960	12 722 991	934 573	28 245	1 583	7 113 223	690 815	22 076	377	5 609 768
50	Durable goods -----	1 475	6 599 773	574 962	16 840	1 203	3 697 033	431 746	13 709	272	2 902 740
501	Motor vehicles and motor vehicle parts and supplies -----	206	1 225 421	61 804	2 348	197	(D)	(D)	GG	9	(D)
5012	Automobiles and other motor vehicles -----	34	854 686	20 827	516	30	(D)	(D)	EE	4	(D)
5013	Motor vehicle supplies and new parts -----	125	242 515	31 765	1 446	122	(D)	(D)	GG	3	(D)
5014	Tires and tubes -----	19	(D)	(D)	CC	17	(D)	(D)	CC	2	(D)
5015	Motor vehicle parts, used -----	28	(D)	(D)	CC	28	(D)	(D)	CC	—	—
502	Furniture and homefurnishings -----	62	212 661	21 691	778	51	162 240	20 698	727	11	50 421
5021	Furniture -----	33	152 736	14 701	491	24	(D)	(D)	EE	9	(D)
5023	Homefurnishings -----	29	59 925	6 990	27	27	(D)	(D)	EE	2	(D)
503	Lumber and other construction materials -----	102	528 211	44 026	1 282	89	370 477	38 647	1 169	13	157 734
5031	Lumber, plywood, millwork, and wood panels ---	45	321 083	24 121	697	40	255 643	21 279	651	5	65 440
5032	Brick, stone, and related construction materials ---	26	54 161	5 497	196	23	(D)	(D)	CC	3	(D)
5033	Roofing, siding, and insulation materials -----	12	(D)	(D)	CC	8	(D)	(D)	CC	4	56 172
5039	Construction materials, n.e.c. -----	19	(D)	(D)	CC	18	(D)	(D)	CC	1	(D)
504	Professional and commercial equipment and supplies -----	231	1 188 287	151 093	3 918	190	674 318	79 409	2 484	41	513 969
5043	Photographic equipment and supplies -----	5	82 546	6 426	197	4	(D)	(D)	BB	1	(D)
5044	Office equipment -----	67	377 112	48 944	1 515	54	(D)	(D)	GG	13	(D)
5045	Computers and computer peripheral equipment and software -----	82	443 358	64 310	1 255	68	178 031	21 644	544	14	265 327
5046	Commercial equipment, n.e.c. -----	15	20 347	2 761	107	14	(D)	(D)	CC	1	(D)
5047	Medical, dental, and hospital equipment and supplies -----	33	177 008	13 360	336	25	(D)	(D)	EE	8	(D)
5048	Ophthalmic goods -----	9	16 034	3 881	122	7	(D)	(D)	CC	2	(D)
5049	Professional equipment and supplies, n.e.c. -----	20	71 882	11 411	386	18	(D)	(D)	EE	2	(D)

CT-30 CONNECTICUT

WHOLESALE TRADE—GEOGRAPHIC AREA SERIES

Table 7. Summary Statistics for Metropolitan Areas: 1992 – Con.

[For meaning of abbreviations and symbols, see introductory text. For explanation of terms and comparability of 1987 and 1992 censuses, see appendix A. For definitions of CMSA's, MSA's, and PMSA's, see appendix D]

SIC code	Geographic area and kind of business	Estab-lish-ments (number)	Sales (\$1,000)	Annual payroll (\$1,000)	Paid employees for pay period including March 12 (number)	Merchant wholesalers			Other operating types		
						Estab-lish-ments (number)	Sales (\$1,000)	Annual payroll (\$1,000)	Paid employees for pay period including March 12 (number)	Estab-lish-ments (number)	Sales (\$1,000)
HARTFORD, CT MSA – Con.											
50	Durable goods – Con.										
505	Metals and minerals, except petroleum -----	64	445 590	24 273	619	41	178 823	17 593	468	23	266 767
5051	Metals service centers and offices -----	63	(D)	(D)	FF	40	(D)	(D)	EE	23	266 767
5052	Coal and other minerals and ores -----	1	(D)	(D)	AA	1	(D)	(D)	AA	–	–
506	Electrical goods -----	174	1 020 669	69 386	2 018	120	402 356	45 558	1 410	54	618 313
5063	Electrical apparatus and equipment, wiring supplies, and construction materials -----	108	480 513	40 447	1 161	72	244 924	28 851	870	36	235 589
5064	Electrical appliances, television and radio sets -----	12	(D)	(D)	BB	12	(D)	(D)	BB	–	–
5065	Electronic parts and equipment, n.e.c. -----	54	(D)	(D)	FF	36	(D)	(D)	EE	18	382 724
507	Hardware, and plumbing and heating equipment and supplies -----	133	476 499	46 780	1 460	112	380 398	39 866	1 273	21	96 101
5072	Hardware -----	50	261 260	24 731	763	43	212 871	20 908	665	7	48 389
5074	Plumbing and heating equipment and supplies (hydronics) -----	57	154 894	15 944	509	48	(D)	(D)	EE	9	(D)
5075	Warm air heating and air-conditioning equipment and supplies -----	20	38 109	3 983	122	17	(D)	(D)	CC	3	(D)
5078	Refrigeration equipment and supplies -----	6	22 236	2 122	66	4	(D)	(D)	BB	2	(D)
508	Machinery, equipment, and supplies -----	388	1 151 770	124 988	3 267	306	787 061	109 890	2 913	82	364 709
5082	Construction and mining (except petroleum) machinery and equipment -----	26	63 010	10 245	285	25	(D)	(D)	EE	1	(D)
5083	Farm and garden machinery and equipment -----	16	34 818	4 812	194	16	34 818	4 812	194	–	–
5084	Industrial machinery and equipment -----	227	635 984	74 619	1 852	165	473 416	64 855	1 605	62	162 568
5085	Industrial supplies -----	75	249 117	23 496	656	65	160 797	20 994	599	10	88 320
5087	Service establishment equipment and supplies -----	19	30 414	4 226	146	18	(D)	(D)	CC	1	(D)
5088	Transportation equipment and supplies, except motor vehicles -----	25	138 427	7 590	134	17	(D)	(D)	BB	8	(D)
509	Miscellaneous durable goods -----	115	350 665	30 921	1 150	97	(D)	(D)	GG	18	(D)
5091	Sporting and recreational goods and supplies -----	19	96 252	4 032	173	15	(D)	(D)	CC	4	(D)
5092	Toys and hobby goods and supplies -----	8	19 371	2 453	86	7	(D)	(D)	BB	1	(D)
5093	Scrap and waste materials -----	35	152 029	16 252	580	35	152 029	16 252	580	–	–
5094	Jewelry, watches, precious stones, and precious metals -----	17	20 087	1 519	98	15	(D)	(D)	BB	2	(D)
5099	Durable goods, n.e.c. -----	36	62 926	6 665	213	25	(D)	(D)	CC	11	(D)
51	Nondurable goods -----	485	6 123 218	359 611	11 405	380	3 416 190	259 069	8 367	105	2 707 028
511	Paper and paper products -----	89	1 205 137	48 307	1 776	68	(D)	(D)	FF	21	(D)
5111	Printing and writing paper -----	12	(D)	(D)	CC	8	(D)	(D)	CC	4	(D)
5112	Stationery and office supplies -----	57	(D)	(D)	GG	43	(D)	(D)	FF	14	(D)
5113	Industrial and personal service paper -----	20	(D)	(D)	CC	17	(D)	(D)	CC	3	(D)
512	Drugs, drug proprietaries, and druggists' sundries ---	25	996 798	46 000	1 470	22	770 703	36 063	1 259	3	226 095
5122	Drugs, drug proprietaries, and druggists' sundries -	25	996 798	46 000	1 470	22	770 703	36 063	1 259	3	226 095
513	Apparel, piece goods, and notions -----	25	54 411	3 912	143	22	(D)	(D)	CC	3	(D)
5131	Piece goods, notions, and other dry goods -----	11	(D)	(D)	BB	11	(D)	(D)	BB	–	–
5136	Men's and boys' clothing and furnishings -----	9	39 980	2 102	61	7	(D)	(D)	BB	2	(D)
5137	Women's, children's, and infants' clothing and accessories -----	4	(D)	(D)	AA	3	(D)	(D)	AA	1	(D)
5139	Footwear -----	1	(D)	(D)	AA	1	(D)	(D)	AA	–	–
514	Groceries and related products -----	133	1 968 624	120 608	3 911	101	1 358 917	89 394	2 920	32	609 707
5141	Groceries, general line -----	17	961 951	53 018	1 632	13	(D)	(D)	GG	4	(D)
5142	Packaged frozen foods -----	12	(D)	(D)	CC	7	(D)	(D)	CC	5	(D)
5143	Dairy products, except dried or canned -----	11	196 571	9 752	300	8	(D)	(D)	EE	3	(D)
5144	Poultry and poultry products -----	4	49 534	1 837	87	4	49 534	1 837	87	–	–
5145	Confectionery -----	9	126 110	8 932	332	8	(D)	(D)	CC	1	(D)
5146	Fish and seafoods -----	6	18 796	2 367	68	6	18 796	2 367	68	–	–
5147	Meats and meat products -----	10	23 324	1 850	85	9	(D)	(D)	BB	1	(D)
5148	Fresh fruits and vegetables -----	18	98 480	8 909	272	17	(D)	(D)	EE	1	(D)
5149	Groceries and related products, n.e.c. -----	46	(D)	(D)	FF	29	(D)	(D)	EE	17	(D)
515	Farm-product raw materials -----	10	(D)	(D)	BB	8	(D)	(D)	BB	2	(D)
5153	Grain and field beans -----	2	(D)	(D)	AA	2	(D)	(D)	AA	–	–
5154	Livestock -----	2	(D)	(D)	AA	1	(D)	(D)	AA	1	(D)
5159	Farm-product raw materials, n.e.c. -----	6	(D)	(D)	BB	5	(D)	(D)	BB	1	(D)
516	Chemicals and allied products -----	47	146 165	13 704	386	37	80 851	10 741	309	10	65 314
5162	Plastics materials and basic forms and shapes ---	15	73 678	4 558	135	11	(D)	(D)	CC	4	(D)
5169	Chemicals and allied products, n.e.c. -----	32	72 487	9 146	251	26	(D)	(D)	CC	6	(D)
517	Petroleum and petroleum products -----	32	466 885	15 690	479	26	129 451	13 405	431	6	337 434
5171	Petroleum bulk stations and terminals -----	25	219 160	11 641	375	21	(D)	(D)	EE	4	(D)
5172	Petroleum and petroleum products wholesalers, except bulk stations and terminals -----	7	247 725	4 049	104	5	(D)	(D)	BB	2	(D)
518	Beer, wine, and distilled alcoholic beverages -----	16	616 164	48 649	1 084	12	(D)	(D)	FF	4	(D)
5181	Beer and ale -----	7	153 886	21 715	442	6	(D)	(D)	EE	1	(D)
5182	Wine and distilled alcoholic beverages -----	9	462 278	26 934	642	6	(D)	(D)	EE	3	(D)
519	Miscellaneous nondurable goods -----	108	(D)	(D)	GG	84	(D)	(D)	GG	24	(D)
5191	Farm supplies -----	20	35 171	5 495	207	18	(D)	(D)	CC	2	(D)
5192	Books, periodicals, and newspapers -----	18	303 865	30 413	923	13	274 544	29 701	908	5	29 321
5193	Flowers, nursery stock, and florists' supplies -----	18	37 402	5 256	213	16	(D)	(D)	CC	2	(D)
5194	Tobacco and tobacco products -----	7	91 922	3 074	120	7	91 922	3 074	120	–	–
5198	Paints, varnishes, and supplies -----	12	55 990	5 016	164	4	(D)	(D)	BB	8	(D)
5199	Nondurable goods, n.e.c. -----	33	(D)	(D)	EE	26	(D)	(D)	CC	7	(D)

Table 7. Summary Statistics for Metropolitan Areas: 1992 – Con.

[For meaning of abbreviations and symbols, see introductory text. For explanation of terms and comparability of 1987 and 1992 censuses, see appendix A. For definitions of CMSA's, MSA's, and PMSA's, see appendix D]

SIC code	Geographic area and kind of business	Estab-lish-ments (number)	Sales (\$1,000)	Annual payroll (\$1,000)	Paid employees for pay period including March 12 (number)	Merchant wholesalers				Other operating types	
						Estab-lish-ments (number)	Sales (\$1,000)	Annual payroll (\$1,000)	Paid employees for pay period including March 12 (number)	Estab-lish-ments (number)	Sales (\$1,000)
NEW LONDON–NORWICH, CT–RI MSA											
	Wholesale trade	331	839 586	84 560	2 903	292	590 898	73 618	2 487	39	248 688
50	Durable goods	227	426 380	46 562	1 653	201	304 939	42 229	1 511	26	121 441
501	Motor vehicles and motor vehicle parts and supplies	39	42 813	6 525	269	38	(D)	(D)	EE	1	(D)
502	Furniture and homefurnishings	7	(D)	(D)	BB	5	(D)	(D)	BB	2	(D)
503	Lumber and other construction materials	7	10 667	1 250	44	6	(D)	(D)	BB	1	(D)
504	Professional and commercial equipment and supplies	33	39 551	5 948	261	27	24 599	4 492	187	6	14 952
505	Metals and minerals, except petroleum	5	(D)	(D)	AA	2	(D)	(D)	AA	3	(D)
506	Electrical goods	29	60 085	7 238	218	27	(D)	(D)	CC	2	(D)
507	Hardware, and plumbing and heating equipment and supplies	22	53 888	6 513	185	19	(D)	(D)	CC	3	(D)
508	Machinery, equipment, and supplies	54	117 057	12 123	403	48	92 870	10 975	375	6	24 187
509	Miscellaneous durable goods	31	(D)	(D)	CC	29	(D)	(D)	CC	2	(D)
51	Nondurable goods	104	413 206	37 998	1 250	91	285 959	31 389	976	13	127 247
511	Paper and paper products	16	(D)	(D)	CC	16	(D)	(D)	CC	–	–
512	Drugs, drug proprietaries, and druggists' sundries	2	(D)	(D)	BB	2	(D)	(D)	BB	–	–
513	Apparel, piece goods, and notions	5	28 353	1 167	38	4	(D)	(D)	BB	1	(D)
514	Groceries and related products	23	(D)	(D)	EE	20	(D)	(D)	EE	3	(D)
515	Farm-product raw materials	3	(D)	(D)	AA	2	(D)	(D)	AA	1	(D)
516	Chemicals and allied products	10	25 208	2 615	66	8	(D)	(D)	BB	2	(D)
517	Petroleum and petroleum products	13	96 353	5 527	158	12	(D)	(D)	CC	1	(D)
518	Beer, wine, and distilled alcoholic beverages	6	43 728	6 283	136	6	43 728	6 283	136	–	–
519	Miscellaneous nondurable goods	26	(D)	(D)	EE	21	(D)	(D)	CC	5	(D)
NEW YORK–NORTHERN NEW JERSEY–LONG ISLAND, NY–NJ–CT–PA CMSA											
	Wholesale trade	50 178	457 803 606	22 646 361	588 494	43 048	301 412 943	16 511 085	455 919	7 130	156 390 663
50	Durable goods	26 947	193 759 124	11 798 171	298 239	23 284	136 840 414	8 677 634	239 915	3 663	56 918 710
501	Motor vehicles and motor vehicle parts and supplies	2 742	(D)	(D)	KK	2 619	(D)	(D)	JJ	123	(D)
5012	Automobiles and other motor vehicles	443	20 096 323	230 537	6 098	412	(D)	(D)	II	31	(D)
5013	Motor vehicle supplies and new parts	1 735	4 963 881	441 986	16 491	1 655	3 850 184	412 654	15 736	80	1 113 697
5014	Tires and tubes	183	1 870 045	68 788	1 989	171	(D)	(D)	GG	12	(D)
5015	Motor vehicle parts, used	381	(D)	(D)	GG	381	(D)	(D)	GG	–	–
502	Furniture and homefurnishings	2 182	(D)	(D)	JJ	1 746	(D)	(D)	JJ	436	4 379 696
5021	Furniture	767	(D)	(D)	II	595	(D)	(D)	II	172	785 240
5023	Homefurnishings	1 415	7 862 002	572 581	15 984	1 151	4 267 546	426 869	12 735	264	3 594 456
503	Lumber and other construction materials	1 291	(D)	(D)	JJ	1 138	3 912 166	386 861	(D)	153	(D)
5031	Lumber, plywood, millwork, and wood panels	469	(D)	(D)	II	427	2 300 615	186 822	(D)	42	(D)
5032	Brick, stone, and related construction materials	360	684 073	83 998	2 474	322	(D)	(D)	GG	38	(D)
5033	Roofing, siding, and insulation materials	172	925 178	73 494	2 046	145	(D)	(D)	GG	27	(D)
5039	Construction materials, n.e.c.	290	(D)	(D)	GG	244	(D)	(D)	GG	46	319 995
504	Professional and commercial equipment and supplies	4 179	(D)	(D)	LL	3 596	19 335 661	1 895 699	(D)	583	(D)
5043	Photographic equipment and supplies	261	(D)	(D)	II	230	2 155 314	144 476	(D)	31	(D)
5044	Office equipment	630	4 697 629	573 348	15 238	547	(D)	(D)	JJ	83	(D)
5045	Computers and computer peripheral equipment and software	1 401	14 284 290	1 295 323	24 302	1 186	(D)	(D)	JJ	215	(D)
5046	Commercial equipment, n.e.c.	496	1 219 862	137 845	4 191	440	1 032 452	127 337	3 906	56	187 410
5047	Medical, dental, and hospital equipment and supplies	900	(D)	(D)	JJ	754	(D)	(D)	JJ	146	5 031 345
5048	Ophthalmic goods	204	(D)	(D)	HH	189	(D)	(D)	HH	15	(D)
5049	Professional equipment and supplies, n.e.c.	287	1 054 020	153 989	3 811	250	(D)	(D)	HH	37	(D)
505	Metals and minerals, except petroleum	1 035	(D)	(D)	JJ	855	(D)	(D)	II	180	(D)
5051	Metals service centers and offices	945	17 889 111	452 279	10 045	774	(D)	(D)	II	171	(D)
5052	Coal and other minerals and ores	90	(D)	(D)	FF	81	(D)	(D)	FF	9	176 468
506	Electrical goods	3 834	(D)	(D)	LL	3 091	16 879 278	1 498 125	(D)	743	(D)
5063	Electrical apparatus and equipment, wiring supplies, and construction materials	1 468	6 465 292	655 087	17 955	1 209	(D)	(D)	JJ	259	(D)
5064	Electrical appliances, television and radio sets	504	8 832 220	425 807	9 770	422	(D)	(D)	II	82	(D)
5065	Electronic parts and equipment, n.e.c.	1 862	(D)	(D)	JJ	1 460	(D)	(D)	JJ	402	(D)
507	Hardware, and plumbing and heating equipment and supplies	2 000	(D)	(D)	JJ	1 730	4 400 759	581 937	(D)	270	(D)
5072	Hardware	782	(D)	(D)	II	690	1 701 549	240 853	(D)	92	(D)
5074	Plumbing and heating equipment and supplies (hydronics)	809	(D)	(D)	II	708	(D)	(D)	II	101	605 240
5075	Warm air heating and air-conditioning equipment and supplies	321	(D)	(D)	GG	255	620 092	71 437	(D)	66	(D)
5078	Refrigeration equipment and supplies	88	(D)	(D)	FF	77	(D)	(D)	FF	11	37 253

CT–32 CONNECTICUT

WHOLESALE TRADE—GEOGRAPHIC AREA SERIES

Table 7. Summary Statistics for Metropolitan Areas: 1992 – Con.

[For meaning of abbreviations and symbols, see introductory text. For explanation of terms and comparability of 1987 and 1992 censuses, see appendix A. For definitions of CMSA's, MSA's, and PMSA's, see appendix D]

SIC code	Geographic area and kind of business	Establishments (number)	Sales (\$1,000)	Annual payroll (\$1,000)	Paid employees for pay period including March 12 (number)	Merchant wholesalers				Other operating types	
						Establishments (number)	Sales (\$1,000)	Annual payroll (\$1,000)	Paid employees for pay period including March 12 (number)	Establishments (number)	Sales (\$1,000)
NEW YORK–NORTHERN NEW JERSEY–LONG ISLAND, NY–NJ–CT–PA CMSA—Con.											
50	Durable goods—Con.										
508	Machinery, equipment, and supplies	4 423	(D)	(D)	KK	3 751	(D)	(D)	KK	672	(D)
5082	Construction and mining (except petroleum) machinery and equipment	195	724 838	80 260	2 177	173	(D)	(D)	GG	22	(D)
5083	Farm and garden machinery and equipment	187	(D)	(D)	GG	176	(D)	(D)	GG	11	20 817
5084	Industrial machinery and equipment	2 101	8 207 124	765 999	19 096	1 699	6 111 676	638 946	16 180	402	2 095 448
5085	Industrial supplies	1 031	(D)	(D)	II	891	(D)	(D)	II	140	(D)
5087	Service establishment equipment and supplies	562	1 217 905	139 945	4 676	519	(D)	(D)	HH	43	(D)
5088	Transportation equipment and supplies, except motor vehicles	347	2 213 726	148 317	3 370	293	(D)	(D)	HH	54	(D)
509	Miscellaneous durable goods	5 261	44 865 645	1 425 217	39 856	4 758	(D)	(D)	KK	503	(D)
5091	Sporting and recreational goods and supplies	395	(D)	(D)	HH	323	1 103 062	92 817	(D)	72	(D)
5092	Toys and hobby goods and supplies	435	3 051 655	190 694	4 891	353	1 466 486	156 516	3 974	82	1 585 169
5093	Scrap and waste materials	819	(D)	(D)	II	784	2 223 303	213 820	(D)	35	(D)
5094	Jewelry, watches, precious stones, and precious metals	2 523	(D)	(D)	JJ	2 420	(D)	(D)	JJ	103	(D)
5099	Durable goods, n.e.c.	1 089	(D)	(D)	II	878	(D)	(D)	II	211	1 196 350
51	Nondurable goods	23 231	264 044 482	10 848 190	290 255	19 764	164 572 529	7 833 451	216 004	3 467	99 471 953
511	Paper and paper products	2 326	(D)	(D)	KK	1 915	9 680 935	752 949	(D)	411	(D)
5111	Printing and writing paper	331	(D)	(D)	HH	256	3 814 636	164 884	(D)	75	(D)
5112	Stationery and office supplies	1 162	(D)	(D)	JJ	970	2 373 470	306 068	(D)	192	(D)
5113	Industrial and personal service paper	833	6 640 985	339 240	8 566	689	3 492 829	281 997	7 359	144	3 148 156
512	Drugs, drug proprietaries, and druggists' sundries	1 001	27 214 353	1 422 101	34 664	864	(D)	(D)	JJ	137	(D)
5122	Drugs, drug proprietaries, and druggists' sundries	1 001	27 214 353	1 422 101	34 664	864	(D)	(D)	JJ	137	(D)
513	Apparel, piece goods, and notions	6 962	50 690 731	3 192 387	76 922	5 740	32 967 990	2 553 704	63 566	1 222	17 722 741
5131	Piece goods, notions, and other dry goods	2 254	15 851 619	921 961	20 493	1 886	8 181 883	680 971	15 652	368	7 669 736
5136	Men's and boys' clothing and furnishings	1 217	9 514 551	539 682	13 368	994	6 483 890	429 121	10 730	223	3 030 661
5137	Women's, children's, and infants' clothing and accessories	3 006	21 085 983	1 485 622	37 687	2 475	15 273 888	1 247 643	32 673	531	5 812 095
5139	Footwear	485	4 238 578	245 122	5 374	385	3 028 329	195 969	4 511	100	1 210 249
514	Groceries and related products	5 741	58 026 720	2 152 064	64 999	5 083	34 376 633	1 592 325	50 349	658	23 650 087
5141	Groceries, general line	512	(D)	(D)	II	469	(D)	(D)	II	43	(D)
5142	Packaged frozen foods	334	3 928 005	155 194	4 767	298	(D)	(D)	HH	36	(D)
5143	Dairy products, except dried or canned	426	3 906 218	182 239	5 604	376	2 155 051	129 735	4 123	50	1 751 167
5144	Poultry and poultry products	104	(D)	(D)	GG	97	(D)	(D)	GG	7	53 707
5145	Confectionery	303	4 008 479	136 491	4 160	249	(D)	(D)	GG	54	(D)
5146	Fish and seafoods	387	1 245 667	68 904	2 504	368	(D)	(D)	GG	19	(D)
5147	Meats and meat products	737	4 689 902	201 672	7 165	701	4 375 348	193 406	6 935	36	314 554
5148	Fresh fruits and vegetables	526	3 311 976	184 625	5 444	495	(D)	(D)	II	31	(D)
5149	Groceries and related products, n.e.c.	2 412	(D)	(D)	JJ	2 030	11 927 557	516 482	(D)	382	(D)
515	Farm-product raw materials	214	(D)	(D)	GG	177	(D)	(D)	GG	37	(D)
5153	Grain and field beans	65	(D)	(D)	FF	54	(D)	(D)	FF	11	(D)
5154	Livestock	16	41 670	1 466	78	13	(D)	(D)	BB	3	(D)
5159	Farm-product raw materials, n.e.c.	133	(D)	(D)	GG	110	(D)	(D)	FF	23	(D)
516	Chemicals and allied products	1 613	(D)	(D)	JJ	1 303	(D)	(D)	JJ	310	10 073 111
5162	Plastics materials and basic forms and shapes	430	(D)	(D)	HH	340	(D)	(D)	HH	90	2 106 739
5169	Chemicals and allied products, n.e.c.	1 183	(D)	(D)	JJ	963	(D)	(D)	II	220	7 966 372
517	Petroleum and petroleum products	566	(D)	(D)	II	460	(D)	(D)	II	106	(D)
5171	Petroleum bulk stations and terminals	274	(D)	(D)	HH	213	(D)	(D)	HH	61	(D)
5172	Petroleum and petroleum products wholesalers, except bulk stations and terminals	292	24 611 461	206 507	4 319	247	18 364 081	181 603	3 916	45	6 247 380
518	Beer, wine, and distilled alcoholic beverages	454	(D)	(D)	JJ	415	(D)	(D)	JJ	39	(D)
5181	Beer and ale	251	(D)	(D)	II	241	(D)	(D)	HH	10	(D)
5182	Wine and distilled alcoholic beverages	203	4 675 349	305 988	6 450	174	(D)	(D)	II	29	(D)
519	Miscellaneous nondurable goods	4 354	(D)	(D)	KK	3 807	(D)	(D)	KK	547	(D)
5191	Farm supplies	510	(D)	(D)	HH	468	(D)	(D)	HH	42	(D)
5192	Books, periodicals, and newspapers	634	5 811 319	411 702	13 525	498	(D)	(D)	II	136	(D)
5193	Flowers, nursery stock, and florists' supplies	421	777 272	113 580	4 483	412	716 127	100 942	4 082	9	61 145
5194	Tobacco and tobacco products	246	3 723 181	140 072	3 478	234	(D)	(D)	HH	12	(D)
5198	Paints, varnishes, and supplies	298	(D)	(D)	HH	247	(D)	(D)	GG	51	243 389
5199	Nondurable goods, n.e.c.	2 245	(D)	(D)	JJ	1 948	22 626 545	498 651	(D)	297	(D)
Bergen–Passaic, NJ PMSA											
	Wholesale trade	4 923	56 811 248	2 729 923	72 217	4 077	31 749 135	2 049 368	52 507	846	25 062 113

(See appropriate State for SIC detail.)

Table 7. Summary Statistics for Metropolitan Areas: 1992 — Con.

[For meaning of abbreviations and symbols, see introductory text. For explanation of terms and comparability of 1987 and 1992 censuses, see appendix A. For definitions of CMSA's, MSA's, and PMSA's, see appendix D]

SIC code	Geographic area and kind of business	Estab-lish-ments (number)	Sales (\$1,000)	Annual payroll (\$1,000)	Paid employees for pay period including March 12 (number)	Merchant wholesalers				Other operating types	
						Estab-lish-ments (number)	Sales (\$1,000)	Annual payroll (\$1,000)	Paid employees for pay period including March 12 (number)	Estab-lish-ments (number)	Sales (\$1,000)
NEW YORK—NORTHERN NEW JERSEY—LONG ISLAND, NY—NJ—CT—PA CMSA—Con.											
Bridgeport, CT PMSA											
	Wholesale trade	775	3 698 944	344 865	9 762	677	2 640 326	283 612	8 379	98	1 058 618
50	Durable goods	522	2 092 924	226 039	6 412	464	1 492 720	186 074	5 566	58	600 204
501	Motor vehicles and motor vehicle parts and supplies	65	215 554	18 374	678	64	(D)	(D)	FF	1	(D)
5012	Automobiles and other motor vehicles	10	56 280	2 985	97	10	56 280	2 985	97	1	—
5013	Motor vehicle supplies and new parts	44	81 230	12 975	501	44	81 230	12 975	501	—	—
5014	Tires and tubes	4	(D)	(D)	BB	3	4 959	783	(D)	1	(D)
5015	Motor vehicle parts, used	7	(D)	(D)	BB	7	(D)	(D)	BB	—	—
502	Furniture and home furnishings	23	(D)	(D)	CC	21	(D)	(D)	CC	2	(D)
5021	Furniture	12	14 602	2 875	118	11	(D)	(D)	CC	1	(D)
5023	Home furnishings	11	(D)	(D)	BB	10	(D)	(D)	BB	1	(D)
503	Lumber and other construction materials	22	86 108	7 779	217	17	73 890	6 981	193	5	12 218
5031	Lumber, plywood, millwork, and wood panels	4	32 664	1 088	29	3	(D)	(D)	BB	1	(D)
5032	Brick, stone, and related construction materials	5	17 248	2 872	75	5	17 248	2 872	75	—	—
5033	Roofing, siding, and insulation materials	7	26 827	2 531	79	6	(D)	(D)	BB	1	(D)
5039	Construction materials, n.e.c.	6	9 369	1 288	34	3	(D)	(D)	AA	3	(D)
504	Professional and commercial equipment and supplies	103	485 342	59 724	1 576	90	278 840	42 303	1 248	13	206 502
5043	Photographic equipment and supplies	5	29 822	952	42	5	29 822	952	42	—	—
5044	Office equipment	27	81 971	14 211	414	25	(D)	(D)	EE	2	(D)
5045	Computers and computer peripheral equipment and software	39	292 717	31 219	719	32	114 757	17 709	485	7	177 960
5046	Commercial equipment, n.e.c.	13	(D)	(D)	BB	12	(D)	(D)	BB	1	(D)
5047	Medical, dental, and hospital equipment and supplies	13	19 770	2 877	80	10	(D)	(D)	BB	3	(D)
5048	Ophthalmic goods	3	49 287	8 067	222	3	49 287	8 067	222	—	—
5049	Professional equipment and supplies, n.e.c.	3	(D)	(D)	AA	3	(D)	(D)	AA	—	—
505	Metals and minerals, except petroleum	21	180 768	16 626	420	18	163 993	16 198	410	3	16 775
5051	Metals service centers and offices	20	(D)	(D)	EE	17	(D)	(D)	EE	3	16 775
5052	Coal and other minerals and ores	1	(D)	(D)	AA	1	(D)	(D)	AA	—	—
506	Electrical goods	75	437 441	37 372	1 034	63	329 384	32 388	906	12	108 057
5063	Electrical apparatus and equipment, wiring supplies, and construction materials	42	152 970	16 669	458	37	126 518	14 377	393	5	26 452
5064	Electrical appliances, television and radio sets	7	65 888	1 818	34	5	(D)	(D)	BB	2	(D)
5065	Electronic parts and equipment, n.e.c.	26	218 583	18 885	542	21	(D)	(D)	EE	5	(D)
507	Hardware, and plumbing and heating equipment and supplies	40	80 985	9 030	261	35	61 214	7 880	242	5	19 771
5072	Hardware	12	27 319	2 803	88	11	(D)	(D)	BB	1	(D)
5074	Plumbing and heating equipment and supplies (hydronics)	20	36 187	4 917	135	18	(D)	(D)	CC	2	(D)
5075	Warm air heating and air-conditioning equipment and supplies	7	(D)	(D)	BB	5	(D)	(D)	BB	2	(D)
5078	Refrigeration equipment and supplies	1	(D)	(D)	AA	1	(D)	(D)	AA	—	—
508	Machinery, equipment, and supplies	128	478 084	63 474	1 720	115	320 886	49 284	1 417	13	157 198
5082	Construction and mining (except petroleum) machinery and equipment	6	3 970	635	19	6	3 970	635	19	—	—
5083	Farm and garden machinery and equipment	4	11 413	1 112	46	4	11 413	1 112	46	—	—
5084	Industrial machinery and equipment	66	253 499	30 587	722	57	(D)	(D)	FF	9	(D)
5085	Industrial supplies	32	73 164	9 907	235	30	(D)	(D)	CC	2	(D)
5087	Service establishment equipment and supplies	13	61 567	9 827	425	12	(D)	(D)	EE	1	(D)
5088	Transportation equipment and supplies, except motor vehicles	7	74 471	11 406	273	6	(D)	(D)	BB	1	(D)
509	Miscellaneous durable goods	45	(D)	(D)	EE	41	(D)	(D)	EE	4	(D)
5091	Sporting and recreational goods and supplies	6	27 863	3 281	94	6	27 863	3 281	94	—	—
5092	Toys and hobby goods and supplies	7	8 186	908	71	6	(D)	(D)	BB	1	(D)
5093	Scrap and waste materials	17	53 191	3 773	135	17	53 191	3 773	135	—	—
5094	Jewelry, watches, precious stones, and precious metals	4	4 601	703	9	4	4 601	703	9	—	—
5099	Durable goods, n.e.c.	11	(D)	(D)	BB	8	(D)	(D)	BB	3	(D)
51	Nondurable goods	253	1 606 020	118 826	3 350	213	1 147 606	97 538	2 813	40	458 414
511	Paper and paper products	56	367 390	34 530	990	39	247 647	28 930	831	17	119 743
5111	Printing and writing paper	6	27 877	1 407	41	5	(D)	(D)	BB	1	(D)
5112	Stationery and office supplies	33	126 283	16 537	554	24	(D)	(D)	EE	9	(D)
5113	Industrial and personal service paper	17	213 230	16 586	395	10	128 176	14 298	343	7	85 054
512	Drugs, drug proprietaries, and druggists' sundries	9	101 731	8 006	134	9	101 731	8 006	134	—	—
5122	Drugs, drug proprietaries, and druggists' sundries	9	101 731	8 006	134	9	101 731	8 006	134	—	—
513	Apparel, piece goods, and notions	15	31 182	2 736	105	14	(D)	(D)	CC	1	(D)
5131	Piece goods, notions, and other dry goods	3	(D)	(D)	AA	2	(D)	(D)	AA	1	(D)
5136	Men's and boys' clothing and furnishings	9	28 614	2 417	86	9	28 614	2 417	86	—	—
5137	Women's, children's, and infants' clothing and accessories	2	(D)	(D)	AA	2	(D)	(D)	AA	—	—
5139	Footwear	1	(D)	(D)	AA	1	(D)	(D)	AA	—	—

CT-34 CONNECTICUT

WHOLESALE TRADE—GEOGRAPHIC AREA SERIES

Table 7. Summary Statistics for Metropolitan Areas: 1992 – Con.

[For meaning of abbreviations and symbols, see introductory text. For explanation of terms and comparability of 1987 and 1992 censuses, see appendix A. For definitions of CMSA's, MSA's, and PMSA's, see appendix D]

SIC code	Geographic area and kind of business	Estab-lish-ments (number)	Sales (\$1,000)	Annual payroll (\$1,000)	Paid employees for pay period including March 12 (number)	Merchant wholesalers			Other operating types		
						Estab-lish-ments (number)	Sales (\$1,000)	Annual payroll (\$1,000)	Paid employees for pay period including March 12 (number)	Estab-lish-ments (number)	Sales (\$1,000)
NEW YORK–NORTHERN NEW JERSEY–LONG ISLAND, NY–NJ–CT–PA CMSA—Con.											
Bridgeport, CT PMSA —Con.											
51	Nondurable goods —Con.										
514	Groceries and related products -----	68	472 754	33 595	995	60	339 825	22 671	733	8	132 929
5141	Groceries, general line -----	8	77 064	2 117	69	7	(D)	(D)	BB	1	(D)
5142	Packaged frozen foods -----	3	(D)	(D)	CC	3	(D)	(D)	CC		
5143	Dairy products, except dried or canned -----	8	31 254	2 769	124	7	(D)	(D)	BB	1	(D)
5144	Poultry and poultry products -----	5									
5145	Confectionery -----	5	15 728	1 951	73	5	15 728	1 951	73		
5146	Fish and seafoods -----	3	4 306	442	30	3	4 306	442	30		
5147	Meats and meat products -----	5	3 852	247	15	5	3 852	247	15		
5148	Fresh fruits and vegetables -----	6	69 975	902	32	6	69 975	902	32		
5149	Groceries and related products, n.e.c. -----	30	(D)	(D)	EE	24	(D)	(D)	CC	6	(D)
515	Farm-product raw materials -----	1	(D)	(D)	AA	1	(D)	(D)	AA		
5153	Grain and field beans -----	1	(D)	(D)	AA	1	(D)	(D)	AA		
5154	Livestock -----										
5159	Farm-product raw materials, n.e.c. -----										
516	Chemicals and allied products -----	20	102 437	5 957	171	17	(D)	(D)	CC	3	(D)
5162	Plastics materials and basic forms and shapes -----	8	23 434	2 206	82	7	(D)	(D)	BB	1	(D)
5169	Chemicals and allied products, n.e.c. -----	12	79 003	3 751	89	10	(D)	(D)	BB	2	(D)
517	Petroleum and petroleum products -----	18	272 571	7 196	197	16	(D)	(D)	CC	2	(D)
5171	Petroleum bulk stations and terminals -----	8	212 865	5 283	131	6	(D)	(D)	BB	2	(D)
5172	Petroleum and petroleum products wholesalers, except bulk stations and terminals -----	10	59 706	1 913	66	10	59 706	1 913	66		
518	Beer, wine, and distilled alcoholic beverages -----	4	(D)	(D)	EE	4	(D)	(D)	EE		
5181	Beer and ale -----	1	(D)	(D)	AA	1	(D)	(D)	AA		
5182	Wine and distilled alcoholic beverages -----	3	(D)	(D)	EE	3	(D)	(D)	EE		
519	Miscellaneous nondurable goods -----	62	(D)	(D)	EE	53	(D)	(D)	EE	9	(D)
5191	Farm supplies -----	6	13 105	1 849	67	6	13 105	1 849	67		
5192	Books, periodicals, and newspapers -----	9	16 589	1 492	83	6	12 093	1 186	74	3	4 496
5193	Flowers, nursery stock, and florists' supplies -----	5	1 014	299	8	5	1 014	299	8		
5194	Tobacco and tobacco products -----	8	55 128	1 258	57	8	55 128	1 258	57		
5198	Paints, varnishes, and supplies -----	4	(D)	(D)	AA	2	(D)	(D)	AA	2	(D)
5199	Nondurable goods, n.e.c. -----	30	59 640	10 385	258	26	56 723	9 859	243	4	2 917
Danbury, CT PMSA											
	Wholesale trade -----	418	1 714 877	119 147	3 438	358	1 132 814	104 294	3 008	60	582 063
50	Durable goods -----	271	911 993	75 299	2 242	236	621 807	66 970	2 063	35	290 186
501	Motor vehicles and motor vehicle parts and supplies -----	34	45 878	7 426	313	32	(D)	(D)	EE	2	(D)
502	Furniture and homefurnishings -----	8	28 152	2 364	47	5	15 426	1 483	27	3	12 726
503	Lumber and other construction materials -----	19	59 731	3 645	129	19	59 731	3 645	129		
504	Professional and commercial equipment and supplies -----	48	93 627	13 165	334	44	(D)	(D)	EE	4	(D)
505	Metals and minerals, except petroleum -----	9	(D)	(D)	BB	7	(D)	(D)	BB	2	(D)
506	Electrical goods -----	49	315 273	18 499	513	42	(D)	(D)	EE	7	(D)
507	Hardware, and plumbing and heating equipment and supplies -----	17	(D)	(D)	CC	16	(D)	(D)	CC	1	(D)
508	Machinery, equipment, and supplies -----	60	145 458	12 096	449	50	75 326	10 015	417	10	70 132
509	Miscellaneous durable goods -----	27	(D)	(D)	EE	21	(D)	(D)	EE	6	(D)
51	Nondurable goods -----	147	802 884	43 848	1 196	122	511 007	37 324	945	25	291 877
511	Paper and paper products -----	18	20 747	3 299	156	15	17 107	3 115	152	3	3 640
512	Drugs, drug proprietaries, and druggists' sundries -----	5	30 187	1 195	14	3	(D)	(D)	AA	2	(D)
513	Apparel, piece goods, and notions -----	14	16 696	1 609	63	13	(D)	(D)	BB	1	(D)
514	Groceries and related products -----	32	211 720	8 859	200	28	(D)	(D)	CC	4	(D)
515	Farm-product raw materials -----	2	(D)	(D)	BB	2	(D)	(D)	BB		
516	Chemicals and allied products -----	22	182 099	12 591	239	17	157 120	10 591	195	5	24 979
517	Petroleum and petroleum products -----	9	56 763	5 861	164	9	56 763	5 861	164		
518	Beer, wine, and distilled alcoholic beverages -----	2	(D)	(D)	AA	2	(D)	(D)	AA		
519	Miscellaneous nondurable goods -----	43	(D)	(D)	EE	33	(D)	(D)	CC	10	(D)
Dutchess County, NY PMSA											
	Wholesale trade -----	307	955 860	66 634	2 061	268	603 737	52 894	1 780	39	352 123
(See appropriate State for SIC detail.)											

Table 7. Summary Statistics for Metropolitan Areas: 1992 — Con.

[For meaning of abbreviations and symbols, see introductory text. For explanation of terms and comparability of 1987 and 1992 censuses, see appendix A. For definitions of CMSA's, MSA's, and PMSA's, see appendix D]

SIC code	Geographic area and kind of business	Estab-lish-ments (number)	Sales (\$1,000)	Annual payroll (\$1,000)	Paid employees for pay period including March 12 (number)	Merchant wholesalers				Other operating types	
						Estab-lish-ments (number)	Sales (\$1,000)	Annual payroll (\$1,000)	Paid employees for pay period including March 12 (number)	Estab-lish-ments (number)	Sales (\$1,000)
NEW YORK—NORTHERN NEW JERSEY—LONG ISLAND, NY—NJ—CT—PA CMSA—Con.											
Jersey City, NJ PMSA											
	Wholesale trade	1 163	11 016 279	858 841	24 786	1 075	8 881 526	767 969	21 970	88	2 134 753
(See appropriate State for SIC detail.)											
Middlesex—Somerset—Hunterdon, NJ PMSA											
	Wholesale trade	2 640	31 840 198	1 753 790	45 540	2 145	18 897 356	1 184 650	32 575	495	12 942 842
(See appropriate State for SIC detail.)											
Monmouth—Ocean, NJ PMSA											
	Wholesale trade	1 591	5 230 869	391 705	12 220	1 333	3 677 833	325 489	10 690	258	1 553 036
(See appropriate State for SIC detail.)											
Nassau—Suffolk, NY PMSA											
	Wholesale trade	8 157	35 715 742	2 749 016	79 319	7 001	25 933 208	2 279 376	66 865	1 156	9 782 534
(See appropriate State for SIC detail.)											
New Haven—Meriden, CT PMSA											
	Wholesale trade	1 136	6 683 022	419 258	12 912	926	4 084 151	338 662	10 730	210	2 598 871
50	Durable goods	806	3 932 117	262 250	7 478	637	2 174 928	203 853	6 114	169	1 757 189
501	Motor vehicles and motor vehicle parts and supplies	107	777 350	29 038	1 009	100	136 033	20 903	851	7	641 317
5012	Automobiles and other motor vehicles	22	97 919	4 262	180	21	(D)	(D)	CC	1	(D)
5013	Motor vehicle supplies and new parts	65	101 088	12 542	549	61	(D)	(D)	FF	4	(D)
5014	Tires and tubes	10	(D)	(D)	8	8	21 582	4 261	(D)	2	(D)
5015	Motor vehicle parts, used	10	(D)	(D)	BB	10	(D)	(D)	BB	—	—
502	Furniture and homefurnishings	40	(D)	(D)	EE	29	55 434	7 434	(D)	11	(D)
5021	Furniture	21	(D)	(D)	BB	12	(D)	(D)	BB	9	(D)
5023	Homefurnishings	19	51 052	6 341	205	17	(D)	(D)	CC	2	(D)
503	Lumber and other construction materials	44	187 984	13 208	413	31	117 161	10 902	330	13	70 823
5031	Lumber, plywood, millwork, and wood panels	17	75 218	6 000	209	14	60 083	5 661	198	3	15 135
5032	Brick, stone, and related construction materials	10	22 140	1 986	55	7	(D)	(D)	BB	3	(D)
5033	Roofing, siding, and insulation materials	9	58 646	3 699	86	5	(D)	(D)	BB	4	(D)
5039	Construction materials, n.e.c.	8	31 980	1 523	63	5	(D)	(D)	BB	3	(D)
504	Professional and commercial equipment and supplies	120	859 649	44 446	1 162	98	663 622	31 937	937	22	196 027
5043	Photographic equipment and supplies	5	7 343	1 371	34	3	(D)	(D)	BB	2	(D)
5044	Office equipment	14	17 819	4 770	170	12	(D)	(D)	CC	2	(D)
5045	Computers and computer peripheral equipment and software	42	572 113	17 024	398	37	548 217	11 823	319	5	23 896
5046	Commercial equipment, n.e.c.	14	(D)	(D)	CC	12	15 744	3 024	(D)	2	(D)
5047	Medical, dental, and hospital equipment and supplies	33	188 678	11 082	276	26	52 305	8 311	221	7	136 373
5048	Ophthalmic goods	2	(D)	(D)	AA	1	(D)	(D)	AA	1	(D)
5049	Professional equipment and supplies, n.e.c.	10	35 331	6 669	153	7	23 865	3 053	87	3	11 466
505	Metals and minerals, except petroleum	38	406 835	15 418	410	31	185 799	12 559	341	7	221 036
5051	Metals service centers and offices	36	(D)	(D)	EE	29	(D)	(D)	EE	7	221 036
5052	Coal and other minerals and ores	2	(D)	(D)	AA	2	(D)	(D)	AA	—	—
506	Electrical goods	124	700 115	46 551	1 228	81	342 972	33 464	941	43	357 143
5063	Electrical apparatus and equipment, wiring supplies, and construction materials	58	237 707	19 859	538	38	108 979	12 770	373	20	128 728
5064	Electrical appliances, television and radio sets	8	96 046	7 555	173	8	96 046	7 555	173	—	—
5065	Electronic parts and equipment, n.e.c.	58	366 362	19 137	517	35	137 947	13 139	395	23	228 415

CT-36 CONNECTICUT

WHOLESALE TRADE—GEOGRAPHIC AREA SERIES

Table 7. Summary Statistics for Metropolitan Areas: 1992 — Con.

[For meaning of abbreviations and symbols, see introductory text. For explanation of terms and comparability of 1987 and 1992 censuses, see appendix A. For definitions of CMSA's, MSA's, and PMSA's, see appendix D]

SIC code	Geographic area and kind of business	Estab-lish-ments (number)	Sales (\$1,000)	Annual payroll (\$1,000)	Paid employees for pay period including March 12 (number)	Merchant wholesalers				Other operating types	
						Estab-lish-ments (number)	Sales (\$1,000)	Annual payroll (\$1,000)	Paid employees for pay period including March 12 (number)	Estab-lish-ments (number)	Sales (\$1,000)
NEW YORK—NORTHERN NEW JERSEY—LONG ISLAND, NY—NJ—CT—PA CMSA—Con.											
New Haven—Meriden, CT PMSA —Con.											
50	Durable goods —Con.										
507	Hardware, and plumbing and heating equipment and supplies	64	146 155	16 928	466	45	106 130	13 666	394	19	40 025
5072	Hardware	16	(D)	(D)	CC	14	(D)	(D)	CC	2	(D)
5074	Plumbing and heating equipment and supplies (hydronics)	30	58 746	6 757	210	19	36 625	4 705	161	11	22 121
5075	Warm air heating and air-conditioning equipment and supplies	15	46 239	5 523	129	11	38 187	4 834	114	4	8 052
5078	Refrigeration equipment and supplies	3	(D)	(D)	AA	1	(D)	(D)	AA	2	(D)
508	Machinery, equipment, and supplies	199	474 210	55 432	1 523	161	343 113	49 928	1 373	38	131 097
5082	Construction and mining (except petroleum) machinery and equipment	12	29 670	3 683	102	10	(D)	(D)	CC	2	(D)
5083	Farm and garden machinery and equipment	5	3 289	518	16	4	(D)	(D)	AA	1	(D)
5084	Industrial machinery and equipment	107	225 376	31 876	831	85	163 990	28 711	752	22	61 386
5085	Industrial supplies	47	114 551	10 253	354	39	64 420	8 644	305	8	50 131
5087	Service establishment equipment and supplies	17	40 875	3 807	120	15	(D)	(D)	CC	2	(D)
5088	Transportation equipment and supplies, except motor vehicles	11	60 449	5 295	100	8	(D)	(D)	BB	3	(D)
509	Miscellaneous durable goods	70	(D)	(D)	GG	61	224 664	23 060	(D)	9	(D)
5091	Sporting and recreational goods and supplies	13	77 903	5 628	163	12	(D)	(D)	CC	1	(D)
5092	Toys and hobby goods and supplies	5	(D)	(D)	AA	4	(D)	(D)	AA	1	(D)
5093	Scrap and waste materials	26	110 485	11 956	357	25	(D)	(D)	EE	1	(D)
5094	Jewelry, watches, precious stones, and precious metals	10	52 809	4 521	131	9	(D)	(D)	CC	1	(D)
5099	Durable goods, n.e.c.	16	(D)	(D)	EE	11	(D)	(D)	BB	5	(D)
51	Nondurable goods	330	2 750 905	157 008	5 434	289	1 909 223	134 809	4 616	41	841 682
511	Paper and paper products	54	201 935	22 803	955	47	171 001	20 878	904	7	30 934
5111	Printing and writing paper	10	(D)	(D)	CC	8	(D)	(D)	CC	2	(D)
5112	Stationery and office supplies	32	(D)	(D)	FF	30	64 965	11 466	(D)	2	(D)
5113	Industrial and personal service paper	12	25 045	3 371	124	9	(D)	(D)	BB	3	(D)
512	Drugs, drug proprietaries, and druggists' sundries	14	279 124	11 561	430	11	(D)	(D)	CC	3	(D)
5122	Drugs, drug proprietaries, and druggists' sundries	14	279 124	11 561	430	11	(D)	(D)	CC	3	(D)
513	Apparel, piece goods, and notions	17	40 601	5 376	181	14	34 145	5 093	171	3	6 456
5131	Piece goods, notions, and other dry goods	4	(D)	(D)	BB	4	(D)	(D)	BB	—	—
5136	Men's and boys' clothing and furnishings	3	(D)	(D)	BB	2	(D)	(D)	BB	1	(D)
5137	Women's, children's, and infants' clothing and accessories	6	16 632	2 011	53	5	(D)	(D)	BB	1	(D)
5139	Footwear	4	(D)	(D)	AA	3	(D)	(D)	AA	1	(D)
514	Groceries and related products	99	831 878	40 661	1 597	87	579 417	34 608	1 349	12	252 461
5141	Groceries, general line	13	461 000	17 576	618	10	341 474	14 866	503	3	119 526
5142	Packaged frozen foods	10	47 729	2 943	121	9	(D)	(D)	CC	1	(D)
5143	Dairy products, except dried or canned	6	83 618	1 865	64	5	(D)	(D)	BB	1	(D)
5144	Poultry and poultry products	5	43 547	3 147	150	4	(D)	(D)	CC	1	(D)
5145	Confectionery	5	(D)	(D)	BB	4	3 500	356	(D)	1	(D)
5146	Fish and seafoods	8	8 988	537	19	6	8 988	537	19	—	—
5147	Meats and meat products	6	61 785	4 602	178	7	(D)	(D)	CC	1	(D)
5148	Fresh fruits and vegetables	13	31 188	1 437	61	12	(D)	(D)	BB	1	(D)
5149	Groceries and related products, n.e.c.	33	(D)	(D)	EE	30	(D)	(D)	EE	3	28 976
515	Farm-product raw materials	—	—	—	—	—	—	—	—	—	—
5153	Grain and field beans	—	—	—	—	—	—	—	—	—	—
5154	Livestock	—	—	—	—	—	—	—	—	—	—
5159	Farm-product raw materials, n.e.c.	—	—	—	—	—	—	—	—	—	—
516	Chemicals and allied products	32	82 796	8 913	221	28	74 321	7 857	193	4	8 475
5162	Plastics materials and basic forms and shapes	9	42 254	3 035	61	9	42 254	3 035	61	—	—
5169	Chemicals and allied products, n.e.c.	23	40 542	5 878	160	19	32 067	4 822	132	4	8 475
517	Petroleum and petroleum products	23	764 292	16 269	347	19	411 174	11 731	256	4	353 118
5171	Petroleum bulk stations and terminals	16	670 222	14 410	289	12	317 104	9 872	198	4	353 118
5172	Petroleum and petroleum products wholesalers, except bulk stations and terminals	7	94 070	1 859	58	7	94 070	1 859	58	—	—
518	Beer, wine, and distilled alcoholic beverages	16	374 075	35 038	908	14	(D)	(D)	FF	2	(D)
5181	Beer and ale	6	173 396	14 684	389	6	173 396	14 684	389	—	—
5182	Wine and distilled alcoholic beverages	10	200 679	20 354	519	8	(D)	(D)	FF	2	(D)
519	Miscellaneous nondurable goods	75	176 204	16 387	795	69	(D)	(D)	FF	6	(D)
5191	Farm supplies	6	5 103	702	32	5	(D)	(D)	BB	1	(D)
5192	Books, periodicals, and newspapers	12	54 261	6 823	350	9	41 306	5 827	234	3	12 955
5193	Flowers, nursery stock, and florists' supplies	16	16 213	2 123	170	16	16 213	2 123	170	—	—
5194	Tobacco and tobacco products	10	62 779	1 753	70	10	62 779	1 753	70	—	—
5198	Paints, varnishes, and supplies	5	(D)	(D)	BB	4	(D)	(D)	BB	1	(D)
5199	Nondurable goods, n.e.c.	26	(D)	(D)	CC	25	(D)	(D)	CC	1	(D)
New York, NY PMSA											
	Wholesale trade	21 951	201 077 584	9 071 750	230 724	19 339	136 056 814	6 679 158	180 360	2 612	65 020 770
(See appropriate State for SIC detail.)											

Table 7. Summary Statistics for Metropolitan Areas: 1992 — Con.

[For meaning of abbreviations and symbols, see introductory text. For explanation of terms and comparability of 1987 and 1992 censuses, see appendix A. For definitions of CMSA's, MSA's, and PMSA's, see appendix D]

SIC code	Geographic area and kind of business	Estab-lish-ments (number)	Sales (\$1,000)	Annual payroll (\$1,000)	Paid employees for pay period including March 12 (number)	Merchant wholesalers				Other operating types	
						Estab-lish-ments (number)	Sales (\$1,000)	Annual payroll (\$1,000)	Paid employees for pay period including March 12 (number)	Estab-lish-ments (number)	Sales (\$1,000)
NEW YORK—NORTHERN NEW JERSEY—LONG ISLAND, NY—NJ—CT—PA CMSA—Con.											
Newark, NJ PMSA											
	Wholesale trade	4 637	44 684 541	2 473 880	64 272	3 811	20 479 357	1 567 863	45 442	826	24 205 184
(See appropriate State for SIC detail.)											
Newburgh, NY—PA PMSA											
	Wholesale trade	506	3 525 421	182 989	6 330	444	2 492 596	146 790	5 166	62	1 032 825
(See appropriate State for SIC detail.)											
Stamford—Norwalk, CT PMSA											
	Wholesale trade	1 089	50 367 712	1 114 455	14 280	841	42 320 916	485 531	8 690	248	8 046 796
50	Durable goods	586	24 201 007	687 839	7 460	465	21 232 853	210 846	4 071	121	2 968 154
501	Motor vehicles and motor vehicle parts and supplies	33	42 912	5 168	202	32	(D)	(D)	CC	1	(D)
5012	Automobiles and other motor vehicles	3	(D)	(D)	AA	3	(D)	(D)	AA	1	(D)
5013	Motor vehicle supplies and new parts	29	39 301	4 545	176	28	(D)	(D)	CC	1	(D)
5014	Tires and tubes	1	(D)	(D)	AA	1	(D)	(D)	AA	—	—
5015	Motor vehicle parts, used	—	—	—	—	—	—	—	—	—	—
502	Furniture and homefurnishings	49	104 302	9 273	225	40	74 769	7 962	186	9	29 533
5021	Furniture	20	24 149	2 993	80	17	21 693	2 858	76	3	2 456
5023	Homefurnishings	29	80 153	6 280	145	23	53 076	5 104	110	6	27 077
503	Lumber and other construction materials	23	34 226	5 945	143	20	(D)	(D)	CC	3	(D)
5031	Lumber, plywood, millwork, and wood panels	7	4 075	582	14	5	(D)	(D)	AA	2	(D)
5032	Brick, stone, and related construction materials	12	24 225	4 709	103	12	24 225	4 709	103	—	—
5033	Roofing, siding, and insulation materials	2	(D)	(D)	AA	1	(D)	(D)	AA	1	(D)
5039	Construction materials, n.e.c.	2	(D)	(D)	AA	2	(D)	(D)	AA	—	—
504	Professional and commercial equipment and supplies	122	2 086 846	495 118	3 779	93	642 256	70 954	1 387	29	1 444 590
5043	Photographic equipment and supplies	4	3 063	363	10	3	(D)	(D)	AA	1	(D)
5044	Office equipment	11	159 823	6 022	162	10	(D)	(D)	CC	1	(D)
5045	Computers and computer peripheral equipment and software	65	590 887	77 161	1 193	45	252 408	38 455	657	20	338 479
5046	Commercial equipment, n.e.c.	5	2 224	484	20	5	2 224	484	20	—	—
5047	Medical, dental, and hospital equipment and supplies	23	1 293 627	404 908	2 231	19	(D)	(D)	EE	4	(D)
5048	Ophthalmic goods	3	2 189	593	20	3	2 189	593	20	—	—
5049	Professional equipment and supplies, n.e.c.	11	35 033	5 587	143	8	(D)	(D)	CC	3	(D)
505	Metals and minerals, except petroleum	51	2 093 536	24 168	328	42	1 701 431	20 853	285	9	392 105
5051	Metals service centers and offices	37	1 613 010	15 562	263	30	(D)	(D)	CC	7	(D)
5052	Coal and other minerals and ores	14	480 526	8 606	65	12	(D)	(D)	BB	2	(D)
506	Electrical goods	83	398 882	40 221	786	62	180 992	24 051	442	21	217 890
5063	Electrical apparatus and equipment, wiring supplies, and construction materials	27	86 187	14 153	306	18	46 397	8 049	180	9	39 790
5064	Electrical appliances, television and radio sets	9	73 420	2 930	55	7	(D)	(D)	BB	2	(D)
5065	Electronic parts and equipment, n.e.c.	47	239 275	23 138	425	37	(D)	(D)	CC	10	(D)
507	Hardware, and plumbing and heating equipment and supplies	39	100 175	10 445	355	35	80 729	9 690	336	4	19 446
5072	Hardware	14	53 747	3 761	96	12	(D)	(D)	BB	2	(D)
5074	Plumbing and heating equipment and supplies (hydronics)	14	39 230	5 660	223	13	(D)	(D)	CC	1	(D)
5075	Warm air heating and air-conditioning equipment and supplies	10	(D)	(D)	BB	9	(D)	(D)	BB	1	(D)
5078	Refrigeration equipment and supplies	1	(D)	(D)	AA	1	(D)	(D)	AA	—	—
508	Machinery, equipment, and supplies	110	953 104	48 540	921	79	226 507	21 159	482	31	726 597
5082	Construction and mining (except petroleum) machinery and equipment	4	6 565	1 104	29	4	6 565	1 104	29	—	—
5083	Farm and garden machinery and equipment	4	(D)	(D)	AA	3	(D)	(D)	AA	1	(D)
5084	Industrial machinery and equipment	56	264 347	16 850	324	39	125 650	10 612	240	17	138 697
5085	Industrial supplies	20	412 387	10 700	196	14	27 356	2 366	54	6	385 031
5087	Service establishment equipment and supplies	10	(D)	(D)	BB	8	12 940	1 017	(D)	2	(D)
5088	Transportation equipment and supplies, except motor vehicles	16	153 531	15 722	302	11	(D)	(D)	CC	5	(D)
509	Miscellaneous durable goods	76	18 387 024	48 961	721	62	(D)	(D)	FF	14	(D)
5091	Sporting and recreational goods and supplies	15	55 602	1 886	54	11	15 129	1 361	43	4	40 473
5092	Toys and hobby goods and supplies	8	136 731	5 677	84	7	(D)	(D)	BB	1	(D)
5093	Scrap and waste materials	13	43 150	3 047	95	13	43 150	3 047	95	—	—
5094	Jewelry, watches, precious stones, and precious metals	22	(D)	(D)	EE	19	(D)	(D)	EE	3	59 033
5099	Durable goods, n.e.c.	18	(D)	(D)	BB	12	(D)	(D)	BB	6	(D)

CT—38 CONNECTICUT

WHOLESALE TRADE—GEOGRAPHIC AREA SERIES

Table 7. Summary Statistics for Metropolitan Areas: 1992 — Con.

[For meaning of abbreviations and symbols, see introductory text. For explanation of terms and comparability of 1987 and 1992 censuses, see appendix A. For definitions of CMSA's, MSA's, and PMSA's, see appendix D]

SIC code	Geographic area and kind of business	Estab-lish-ments (number)	Sales (\$1,000)	Annual payroll (\$1,000)	Paid employees for pay period including March 12 (number)	Merchant wholesalers			Other operating types		
						Estab-lish-ments (number)	Sales (\$1,000)	Annual payroll (\$1,000)	Paid employees for pay period including March 12 (number)	Estab-lish-ments (number)	Sales (\$1,000)
NEW YORK—NORTHERN NEW JERSEY—LONG ISLAND, NY—NJ—CT—PA CMSA—Con.											
Stamford—Norwalk, CT PMSA —Con.											
51	Nondurable goods -----	503	26 166 705	426 616	6 820	376	21 088 063	274 685	4 619	127	5 078 642
511	Paper and paper products -----	83	2 197 892	30 584	568	59	642 984	19 395	374	24	1 554 908
5111	Printing and writing paper -----	31	2 017 306	19 629	269	19	573 165	11 462	141	12	1 444 141
5112	Stationery and office supplies -----	25	33 462	3 397	154	20	24 710	2 903	136	5	8 752
5113	Industrial and personal service paper -----	27	147 124	7 558	145	20	45 109	5 030	97	7	102 015
512	Drugs, drug proprietaries, and druggists' sundries -----	25	260 082	45 026	799	17	(D)	(D)	BB	8	(D)
5122	Drugs, drug proprietaries, and druggists' sundries -----	25	260 082	45 026	799	17	(D)	(D)	BB	8	(D)
513	Apparel, piece goods, and notions -----	80	845 460	70 905	981	51	556 770	61 926	927	29	288 690
5131	Piece goods, notions, and other dry goods -----	25	67 284	3 196	74	18	(D)	(D)	BB	7	(D)
5136	Men's and boys' clothing and furnishings -----	11	20 892	614	25	8	(D)	(D)	AA	3	(D)
5137	Women's, children's, and infants' clothing and accessories -----	24	326 931	41 872	263	12	(D)	(D)	CC	12	(D)
5139	Footwear -----	20	430 353	25 223	619	13	(D)	(D)	FF	7	(D)
514	Groceries and related products -----	99	1 414 327	40 425	776	79	668 445	27 930	575	20	745 882
5141	Groceries, general line -----	8	(D)	(D)	AA	6	(D)	(D)	AA	2	(D)
5142	Packaged frozen foods -----	5	(D)	(D)	BB	4	11 022	377	(D)	1	(D)
5143	Dairy products, except dried or canned -----	8	73 310	2 293	45	7	(D)	(D)	BB	1	(D)
5144	Poultry and poultry products -----	2	(D)	(D)	AA	—	—	—	(D)	2	(D)
5145	Confectionery -----	10	41 140	1 616	40	9	(D)	(D)	BB	1	(D)
5146	Fish and seafoods -----	6	58 163	2 029	45	6	58 163	2 029	45	—	—
5147	Meats and meat products -----	2	(D)	(D)	AA	2	(D)	(D)	AA	—	—
5148	Fresh fruits and vegetables -----	7	14 707	968	29	6	(D)	(D)	BB	1	(D)
5149	Groceries and related products, n.e.c. -----	51	998 535	28 100	516	39	460 510	19 579	379	12	538 025
515	Farm-product raw materials -----	6	(D)	(D)	CC	4	(D)	(D)	CC	2	(D)
5153	Grain and field beans -----	4	(D)	(D)	CC	3	(D)	(D)	CC	1	(D)
5154	Livestock -----	1	(D)	(D)	AA	1	(D)	(D)	AA	—	—
5159	Farm-product raw materials, n.e.c. -----	1	(D)	(D)	AA	—	—	—	(D)	1	(D)
516	Chemicals and allied products -----	66	1 302 014	39 608	689	51	1 142 242	34 550	609	15	159 772
5162	Plastics materials and basic forms and shapes -----	14	230 650	6 361	146	9	132 360	3 927	100	5	98 290
5169	Chemicals and allied products, n.e.c. -----	52	1 071 364	33 247	543	42	1 009 882	30 623	509	10	61 482
517	Petroleum and petroleum products -----	31	14 026 085	75 166	990	25	13 460 465	71 051	953	6	565 620
5171	Petroleum bulk stations and terminals -----	13	1 526 720	6 072	103	12	(D)	(D)	CC	1	(D)
5172	Petroleum and petroleum products wholesalers, except bulk stations and terminals -----	18	12 499 365	69 094	887	13	(D)	(D)	FF	5	(D)
518	Beer, wine, and distilled alcoholic beverages -----	10	(D)	(D)	CC	9	251 598	9 560	(D)	1	(D)
5181	Beer and ale -----	5	(D)	(D)	CC	4	(D)	(D)	BB	1	(D)
5182	Wine and distilled alcoholic beverages -----	5	(D)	(D)	BB	5	(D)	(D)	BB	—	—
519	Miscellaneous nondurable goods -----	103	(D)	(D)	GG	81	(D)	(D)	FF	22	1 422 732
5191	Farm supplies -----	8	55 330	2 809	46	5	(D)	(D)	AA	3	(D)
5192	Books, periodicals, and newspapers -----	23	466 585	13 757	305	16	24 043	4 377	129	7	442 542
5193	Flowers, nursery stock, and florists' supplies -----	4	15 501	2 347	73	4	15 501	2 347	73	—	—
5194	Tobacco and tobacco products -----	9	(D)	(D)	FF	7	80 480	3 315	(D)	2	(D)
5198	Paints, varnishes, and supplies -----	6	(D)	(D)	BB	3	(D)	(D)	AA	3	(D)
5199	Nondurable goods, n.e.c. -----	53	(D)	(D)	EE	46	(D)	(D)	EE	7	(D)
Trenton, NJ PMSA											
	Wholesale trade -----	539	2 865 789	244 863	6 849	454	1 496 537	156 295	4 854	85	1 369 252
(See appropriate State for SIC detail.)											
Waterbury, CT PMSA											
	Wholesale trade -----	346	1 615 520	125 245	3 784	299	966 637	89 134	2 903	47	648 883
50	Durable goods -----	247	1 047 970	77 167	2 280	214	493 998	54 202	1 773	33	553 972
501	Motor vehicles and motor vehicle parts and supplies -----	38	44 606	6 677	242	38	44 606	6 677	242	—	—
502	Furniture and home furnishings -----	7	24 118	1 999	66	7	24 118	1 999	66	—	—
503	Lumber and other construction materials -----	11	50 934	2 428	107	10	(D)	(D)	BB	1	(D)
504	Professional and commercial equipment and supplies -----	45	49 766	8 151	269	42	47 061	7 820	261	3	2 705
505	Metals and minerals, except petroleum -----	13	109 282	5 870	177	8	75 582	4 723	143	5	33 700
506	Electrical goods -----	38	302 452	25 386	645	30	56 092	8 004	266	8	246 360

Table 7. Summary Statistics for Metropolitan Areas: 1992 – Con.

[For meaning of abbreviations and symbols, see introductory text. For explanation of terms and comparability of 1987 and 1992 censuses, see appendix A. For definitions of CMSA's, MSA's, and PMSA's, see appendix D]

SIC code	Geographic area and kind of business	Estab-lish-ments (number)	Sales (\$1,000)	Annual payroll (\$1,000)	Paid employees for pay period including March 12 (number)	Merchant wholesalers			Other operating types		
						Estab-lish-ments (number)	Sales (\$1,000)	Annual payroll (\$1,000)	Paid employees for pay period including March 12 (number)	Estab-lish-ments (number)	Sales (\$1,000)
	NEW YORK–NORTHERN NEW JERSEY–LONG ISLAND, NY–NJ–CT–PA CMSA—Con.										
	Waterbury, CT PMSA —Con.										
50	Durable goods —Con.										
507	Hardware, and plumbing and heating equipment and supplies -----	19	(D)	(D)	CC	15	(D)	(D)	CC	4	(D)
508	Machinery, equipment, and supplies -----	56	224 141	13 661	381	46	107 016	12 291	350	10	117 125
509	Miscellaneous durable goods -----	20	(D)	(D)	CC	18	(D)	(D)	CC	2	(D)
51	Nondurable goods -----	99	567 550	48 078	1 504	85	472 639	34 932	1 130	14	94 911
511	Paper and paper products -----	11	(D)	(D)	CC	9	26 161	3 702	(D)	2	(D)
512	Drugs, drug proprietaries, and druggists' sundries ---	2	(D)	(D)	CC	2	(D)	(D)	CC	—	(D)
513	Apparel, piece goods, and notions -----	6	10 159	537	25	5	(D)	(D)	BB	1	(D)
514	Groceries and related products -----	44	170 900	23 473	722	37	103 757	11 314	365	7	67 143
515	Farm-product raw materials -----	—	—	—	—	—	—	—	—	—	—
516	Chemicals and allied products -----	9	24 950	4 530	127	6	19 823	4 243	120	3	5 127
517	Petroleum and petroleum products -----	4	83 730	3 375	92	4	83 730	3 375	92	—	—
518	Beer, wine, and distilled alcoholic beverages -----	—	—	—	—	—	—	—	—	—	—
519	Miscellaneous nondurable goods -----	23	(D)	(D)	EE	22	(D)	(D)	EE	1	(D)

Table 8. Summary Statistics for the Area Outside Metropolitan Areas: 1992

[For meaning of abbreviations and symbols, see introductory text. For explanation of terms and comparability of 1987 and 1992 censuses, see appendix A. For definitions of CMSA's, MSA's, and PMSA's, see appendix D]

SIC code	Kind of business	Estab-lish-ments (number)	Sales (\$1,000)	Annual payroll (\$1,000)	Paid employees for pay period including March 12 (number)	Merchant wholesalers			Other operating types		
						Estab-lish-ments (number)	Sales (\$1,000)	Annual payroll (\$1,000)	Paid employees for pay period including March 12 (number)	Estab-lish-ments (number)	Sales (\$1,000)
	Wholesale trade -----	228	(D)	(D)	GG	190	427 505	52 144	1 666	38	(D)
50	Durable goods -----	153	(D)	(D)	GG	125	(D)	(D)	FF	28	288 538
501	Motor vehicles and motor vehicle parts and supplies -----	23	(D)	(D)	CC	23	(D)	(D)	CC	—	—
502	Furniture and homefurnishings -----	7	(D)	(D)	BB	5	(D)	(D)	BB	2	(D)
503	Lumber and other construction materials -----	19	34 593	5 230	149	18	(D)	(D)	CC	1	(D)
504	Professional and commercial equipment and supplies -----	12	(D)	(D)	BB	10	(D)	(D)	BB	2	(D)
505	Metals and minerals, except petroleum -----	6	(D)	(D)	BB	6	(D)	(D)	BB	—	—
506	Electrical goods -----	23	41 358	3 869	113	17	(D)	(D)	CC	6	(D)
507	Hardware, and plumbing and heating equipment and supplies -----	12	(D)	(D)	BB	9	(D)	(D)	BB	3	(D)
508	Machinery, equipment, and supplies -----	39	(D)	(D)	CC	28	(D)	(D)	CC	11	32 706
509	Miscellaneous durable goods -----	12	(D)	(D)	CC	9	(D)	(D)	BB	3	(D)
51	Nondurable goods -----	75	(D)	(D)	FF	65	(D)	(D)	FF	10	(D)
511	Paper and paper products -----	10	(D)	(D)	BB	8	(D)	(D)	BB	2	(D)
512	Drugs, drug proprietaries, and druggists' sundries ---	1	(D)	(D)	CC	1	(D)	(D)	CC	—	—
513	Apparel, piece goods, and notions -----	8	(D)	(D)	BB	7	(D)	(D)	BB	1	(D)
514	Groceries and related products -----	20	(D)	(D)	EE	18	(D)	(D)	EE	2	(D)
515	Farm-product raw materials -----	1	(D)	(D)	AA	—	—	—	—	1	(D)
516	Chemicals and allied products -----	7	(D)	(D)	BB	6	(D)	(D)	BB	1	(D)
517	Petroleum and petroleum products -----	5	(D)	(D)	BB	5	(D)	(D)	BB	—	—
518	Beer, wine, and distilled alcoholic beverages -----	4	(D)	(D)	BB	4	(D)	(D)	BB	—	—
519	Miscellaneous nondurable goods -----	19	(D)	(D)	CC	16	(D)	(D)	BB	3	(D)

Table 9. Places With 2,500 Inhabitants or More Ranked by Volume of Sales: 1992

[For meaning of abbreviations and symbols, see introductory text. For explanation of terms and comparability of 1987 and 1992 censuses, see appendix A. For information on geographic areas followed by ▲, see appendix F]

Geographic area	Rank ¹	Sales (\$1,000)	Cumulative		Geographic area	Rank ¹	Sales (\$1,000)	Cumulative	
			Sales (\$1,000)	Percent of State total				Sales (\$1,000)	Percent of State total
Connecticut	(X)	78 345 745	78 345 745	100.0	Connecticut—Con.				
Stamford	1	25 995 292	25 995 292	33.2	Bethel town	46	173 891	59 815 465	76.3
Norwalk	2	3 876 282	29 871 574	38.1	Norwich	47	173 883	59 989 348	76.6
Greenwich town	3	3 563 135	33 434 709	42.7	New London	48	151 806	60 141 154	76.8
Westport town	4	3 460 341	36 895 050	47.1	Naugatuck	49	150 281	60 291 435	77.0
New Haven	5	1 646 092	38 541 142	49.2	Seymour town	50	149 275	60 440 710	77.1
Hartford	6	1 319 263	39 860 405	50.9	New Milford town	51	123 386	60 564 096	77.3
East Windsor town	7	1 150 461	41 010 866	52.3	East Haven town	52	118 713	60 682 809	77.5
Enfield town	8	1 149 234	42 160 100	53.8	Windham town	53	110 390	60 793 199	77.6
Cheshire town	9	1 100 579	43 260 679	55.2	North Branford town	54	109 686	60 902 885	77.7
Bridgeport	10	973 823	44 234 502	56.5	Windsor Locks town	55	108 438	61 011 323	77.9
Wallingford town	11	897 555	45 132 057	57.6	Southington town	56	103 005	61 114 328	78.0
Farmington town	12	854 326	45 986 383	58.7	Stonington town	57	93 196	61 207 524	78.1
Danbury	13	793 942	46 780 325	59.7	Plainville town	58	92 534	61 300 058	78.2
Glastonbury town	14	687 166	47 467 491	60.6	Clinton town	59	82 475	61 382 533	78.3
Waterbury	15	672 779	48 140 270	61.4	Groton ▲	60	78 647	61 461 180	78.4
North Haven town	16	645 374	48 785 644	62.3	Killingly town balance ▲	61	74 676	61 535 856	78.5
East Hartford town	17	637 855	49 423 499	63.1	Madison town	62	73 244	61 609 100	78.6
Milford city ▲	18	574 232	49 997 731	63.8	Vernon town	63	66 200	61 675 300	78.7
Fairfield town	19	568 510	50 566 241	64.5	Tolland town	64	64 020	61 739 320	78.8
South Windsor town	20	545 770	51 112 011	65.2	Watertown town	65	55 080	61 794 400	78.9
Stratford town	21	543 554	51 655 565	65.9	Colchester town ▲	66	53 522	61 847 922	78.9
Avon town	22	505 498	52 161 063	66.6	Cromwell town	67	41 481	61 889 403	79.0
Bloomfield town	23	475 565	52 636 628	67.2	East Lyme town	68	40 146	61 929 549	79.0
Manchester town	24	469 986	53 106 614	67.8	Derby	69	38 770	61 968 319	79.1
Rocky Hill town	25	467 679	53 574 293	68.4	Stafford town ▲	70	37 313	62 005 632	79.1
West Haven	26	440 344	54 014 637	68.9	Winchester town	71	35 326	62 040 958	79.2
Shelton	27	414 302	54 428 939	69.5	Waterford town	72	35 122	62 076 080	79.2
West Hartford town	28	398 045	54 826 984	70.0	Wolcott town	73	25 538	62 101 618	79.3
Orange town	29	392 941	55 219 925	70.5	Groton town balance ▲	74	24 296	62 125 914	79.3
Hamden town	30	388 537	55 608 462	71.0	Plymouth town	75	20 455	62 146 369	79.3
Torrington	31	385 021	55 993 483	71.5	Montville town	76	19 350	62 165 719	79.3
Wethersfield town	32	363 249	56 356 732	71.9	Plainfield town	77	18 434	62 184 153	79.4
Middletown	33	324 491	56 681 223	72.3	Danielson ▲	78	16 995	62 201 148	79.4
New Britain	34	322 468	57 003 691	72.8	Ansonia	79	15 396	62 216 544	79.4
Simsbury town	35	315 378	57 319 069	73.2	Ellington town	80	9 059	62 225 603	79.4
Newington town	36	296 429	57 615 498	73.5	Mansfield town	81	5 223	62 230 826	79.4
Branford town	37	296 286	57 911 784	73.9	Coventry town	82	403	62 231 229	79.4
Trumbull town	38	252 046	58 163 830	74.2	Darien town	(X)	(D)	(X)	(X)
Berlin town	39	240 062	58 403 892	74.5	East Hampton town	(X)	(D)	(X)	(X)
Windsor town	40	228 614	58 632 506	74.8	Jewett City	(X)	(D)	(X)	(X)
Meriden	41	226 666	58 859 172	75.1	Ledyard town	(X)	(D)	(X)	(X)
Bristol	42	199 241	59 058 413	75.4	Monroe town	(X)	(D)	(X)	(X)
Southbury town	43	198 822	59 257 235	75.6	New Canaan town	(X)	(D)	(X)	(X)
Brookfield town	44	195 110	59 452 345	75.9	New Fairfield town	(X)	(D)	(X)	(X)
Guilford town	45	189 229	59 641 574	76.1	Newtown town	(X)	(D)	(X)	(X)
					Ridgefield town	(X)	(D)	(X)	(X)
					Suffield town	(X)	(D)	(X)	(X)
					Wilton town	(X)	(D)	(X)	(X)

¹Places with suppressed sales (if applicable) are listed at end of table rather than by rank to avoid disclosing data for individual companies.

Table 10. Counties Ranked by Volume of Sales: 1992

[For meaning of abbreviations and symbols, see introductory text. For explanation of terms and comparability of 1987 and 1992 censuses, see appendix A. For information on geographic areas followed by ▲, see appendix F]

Geographic area	Rank ¹	Sales (\$1,000)	Cumulative		Geographic area	Rank ¹	Sales (\$1,000)	Cumulative	
			Sales (\$1,000)	Percent of State total				Sales (\$1,000)	Percent of State total
Connecticut	(X)	78 345 745	78 345 745	100.0	Connecticut—Con.				
Fairfield	1	54 822 091	54 822 091	70.0	New London	5	746 875	77 043 020	98.3
Hartford	2	11 756 342	66 578 433	85.0	Middlesex	6	742 020	77 785 040	99.3
New Haven	3	8 895 271	75 473 704	96.3	Windham	7	356 562	78 141 602	99.7
Litchfield	4	822 441	76 296 145	97.4	Tolland	8	204 143	78 345 745	100.0

¹Counties with suppressed sales (if applicable) are listed at end of table rather than by rank to avoid disclosing data for individual companies.

Appendix A.

General Explanation

CENSUS COVERAGE AND METHODOLOGY

Structure and method of enumeration. All wholesale firms that had at least one quarter of payroll in 1992 were included in the census of wholesale trade and were mailed either a regular census form or a short form designed to collect basic data and classification information only. The coverage and the method of obtaining census information from each follow:

1. Large companies, i.e., all multiunit firms and all single unit firms above the payroll size cutoff established to separate large from small employers, and a 10-percent sample of the small employers were mailed the appropriate 1992 Census of Distributive Trades establishment report forms. Although the payroll cutoff varied by kind of business, small employers generally included firms with one to three employees and represented about 10 percent of total wholesale sales. For the large companies, a report of company organization is conducted periodically to identify firms which operated establishments at more than one location and to obtain information on payroll and mid-March employment at each location. The 1991 Report of Company Organization was used as a coverage check in the census. In the 1992 Census, all multiestablishment firms were asked to notify the Census Bureau of any establishments for which a form was not received. Report forms were subsequently provided to the firms for these establishments.
2. Small companies other than those included in the 10-percent sample described above were mailed the short forms, which did not include questions on sales by commodity lines and employment by principal activity.

Method of classifying kinds of business. Establishments receiving the regular census forms were classified on the basis of their answers to questions on sales by commodity lines and other inquiries. Those that received short forms were classified on the basis of their self-designation and answers to other inquiries.

COMPARABILITY OF THE 1987 AND 1992 CENSUSES

The 1987 and 1992 censuses were conducted under similar conditions and procedures except for the following:

Classifications. In both 1992 and 1987, classifications are based on the *1987 Standard Industrial Classification (SIC) Manual*.¹ As a result of a later clarification in 1992, the sale of industrial controls has been classified in electrical apparatus and equipment, wiring supplies, and construction materials (SIC 5063) as it was in 1982 and all previous censuses. In 1987, the sale of industrial controls was classified in industrial machinery and equipment (SIC 5084).

Geographic areas. The boundaries of a number of areas for which data are shown in the 1992 census are not the same as in the 1987 census because of annexations; other boundary changes; and redefinitions of metropolitan statistical areas (MSA's), primary metropolitan statistical areas (PMSA's), and consolidated metropolitan statistical areas (CMSA's).² In addition, data for consolidated cities are included in the 1992 census.

Data for special economic urban areas (SEUA's) with 10,000 inhabitants or more in Michigan, Minnesota, New York, and Wisconsin qualified for publication in the 1992 census. This included townships in Michigan and Minnesota and towns in New York and Wisconsin. However, Minnesota did not have any townships that met the publication criteria.

EXPLANATION OF TERMS

Establishments. An establishment is a single physical location at which business is conducted. It is not necessarily identical with a company or enterprise, which may consist of one establishment or more. Census of wholesale trade figures represent a summary of reports for individual establishments rather than companies. For cases where a census report was received, separate information was obtained for each location where business was conducted. When administrative records of other Federal agencies were used instead of a census report, no information was available on the number of locations operated. Estimates of this number were derived from a sample and are provided in the wholesale trade report, *Miscellaneous*

¹*Standard Industrial Classification Manual: 1987.* For sale by Superintendent of Documents, U.S. Government Printing Office, Washington, DC 20402. Stock No. 041-001-00314-2.

²Newly defined metropolitan areas (MA's) were announced by the Office of Management and Budget (OMB) effective June 30, 1993.

Subjects (WC92-S-4). Each wholesale establishment was tabulated according to the physical location at which the business was conducted. The count of establishments represents the number in business at any time during 1992. Appendix G provides a comparison of the number of establishments active any time during the year versus the number in business at the end of the year.

When two activities or more were carried on at a single location under a single ownership, all activities generally were grouped together as a single establishment. The entire establishment was classified on the basis of its major activity and all data for it were included in that classification. However, when distinct and separate economic activities (for which different industry classification codes were appropriate) were conducted at a single location under a single ownership, and when conditions prescribed by the SIC manual for recognizing the existence of more than one establishment were met, separate establishment reports for each of the different activities were obtained in the census.

Firms. A firm is a business organization or entity consisting of one domestic establishment (location) or more under common ownership or control. All establishments of subsidiary firms are included as part of the owning or controlling firm. For the economic census, the terms "firm" and "company" are synonymous.

Sales. Sales include merchandise sold for cash or credit at wholesale and retail by establishments primarily engaged in wholesale trade; receipts from rental or leasing of vehicles, equipment, instruments, tools, etc.; receipts for delivery, installation, maintenance, repair, alteration, storage, and other services; and gasoline, liquor, tobacco, and other excise taxes which are paid by the manufacturer and passed on to the wholesaler.

Sales are net after deductions for refunds and allowances for merchandise returned by customers. Trade-in allowances are not deducted from total sales. Total sales do not include carrying or other credit charges; sales (or other) taxes collected from customers and forwarded to taxing authorities; and nonoperating income from such sources as investments, rental or sale of real estate, etc.

Sales in this report do not include wholesale sales made by manufacturers, retailers, service establishments, or other businesses whose primary activity is other than wholesale trade. They do include receipts other than from the sale of merchandise at wholesale, e.g., service receipts, retail sales, etc., by establishments primarily engaged in wholesale trade.

Sales figures include sales of all establishments in business at any time during the year. Sales shown for agents and brokers represented the value of the goods involved in the transactions rather than the commissions received or earnings.

Annual payroll. Payroll includes all forms of compensation such as salaries, wages, commissions, bonuses, vacation allowances, sick-leave pay, employee contributions to

qualified pension plans, and the value of payments in kind (e.g., free meals and lodgings) paid during the year to all employees. For corporations, payroll includes amounts paid to officers and executives; for unincorporated businesses, it does not include profit or other compensation of proprietors or partners. Payroll is reported before deductions for social security, income tax, insurance, union dues, etc. This definition of payroll is the same as that used on Internal Revenue Service (IRS) form 941.

First quarter payroll. This item consists of payroll, as defined above, paid to persons employed at any time during the quarter January to March 1992.

Paid employees for pay period including March 12. Paid employees consist of the full- and part-time employees, including salaried officers and executives of corporations, who were on the payroll during the pay period including March 12. Included are employees on paid sick leave, paid holidays, and paid vacations; not included are proprietors and partners of unincorporated businesses. The definition of paid employees is the same as that used on IRS form 941.

1992 and 1991 inventories. Inventories consist of stocks of merchandise for sale at the end of 1992 and 1991. They were reported on an ownership basis; all merchandise owned by reporting establishments is included, even though some may be held by others for sale on consignment. Goods held by the reporting establishment, but owned by others, are not included. Data for 1992 and 1991 inventories LIFO composition are published in the 1992 Census of Wholesale Trade report, *Miscellaneous Subjects (WC92-S-4)*.

Operating expenses. Operating expenses include payroll as well as overhead expenses of the establishment. They do not include the cost of goods sold; income or excise taxes; or withdrawals by proprietors or partners of unincorporated businesses.

Auxiliary establishments. Each company included in this census was asked to identify and separately report auxiliary locations whose primary functions were to manage, administer, service, or support the activities of the other establishments of the company. Data presented in this report do not include auxiliary establishments. Data for auxiliaries are presented in a subsequent report issued as part of the 1992 Enterprise Statistics reports.

KIND-OF-BUSINESS CLASSIFICATIONS

Wholesale trade, major groups 50 and 51 in the 1987 SIC manual, includes establishments primarily engaged in selling merchandise to retailers; to industrial, commercial, institutional, farm, or professional business users; or to other wholesalers; or acting as agents or brokers in buying merchandise for or selling merchandise to such persons or companies.

The principal types of establishments included are:

1. Merchant wholesalers who take title to the goods they sell, such as wholesale merchants or jobbers, industrial distributors, voluntary group wholesalers, drop shippers, retailer cooperative warehouses, terminal elevators, and cooperative buying associations.
2. Manufacturers' sales branches and offices (but not retail stores) maintained by manufacturing or mining enterprises apart from their plants or mines for the purpose of marketing their products. Sales branches and offices located at plants are included when separate records are available.
3. Agents, brokers, and commission merchants who buy or sell products owned by others on a commission or agency basis.

Establishments primarily engaged in the wholesale distribution of used products are classified on the basis of the product sold. Establishments primarily engaged in selling merchandise to contractors are included in wholesale trade, with the exception of lumber yards and paint, glass, and wallpaper stores. These exceptions are classified in retail trade if they consider themselves retail, sell to the general public, and their sales to contractors and the general public is more than half their total sales.

Establishments covered by the census were assigned kind-of-business classifications according to the industry classifications defined in the 1987 SIC manual. When a more detailed classification than defined in the SIC manual was needed, additional kinds-of-business were identified within an SIC industry.

Kind-of-business classifications are not interchangeable with commodity classifications, because most businesses sell several kinds of commodities. The kind-of-business code assigned generally reflects either the individual commodity or the commodity group which is the primary source of the establishment's receipts, or some mixture of commodities which characterizes the establishment's business. Thus, the classification of establishments by kind of business does not make it possible to determine either the number of establishments handling a particular commodity or the sales of that commodity. For example, the groceries and related products classification excludes establishments selling food if the sale of food is not the primary source of receipts; moreover, even though establishments are classified as groceries and related products, some of their receipts may be derived from the sale of nonfood products. Information on the extent to which commodities are handled by different kinds of business is available in the 1992 Census of Wholesale Trade report, *Commodity Line Sales* (WC92-S-3). Descriptions of the 1992 Census of Wholesale Trade kind-of-business classifications follow:

Durable Goods (SIC Major Group 50)

This major group includes establishments primarily engaged in the wholesale distribution of durable goods.

Motor vehicles and motor vehicle parts and supplies (SIC 501)

Automobiles and other motor vehicles (SIC 5012). Establishments primarily engaged in the wholesale distribution of new and used passenger automobiles, trucks, trailers, and other motor vehicles, including motorcycles, motor homes, and snowmobiles. Automobile distributors primarily engaged in selling at retail to individual customers for personal use, and also selling a limited amount of new and used passenger automobiles and trucks at wholesale, are classified in Retail Trade, Industry 5511.

SIC 5012 is subdivided in some tables into—

1. Automobile, light trucks, motorcycles, busses and recreational vehicles.
 - a. Automobiles and motorcycles.
 - b. Buses and recreational vehicles.
 - c. Light trucks and vans (14,000 lb or less).
2. Medium and heavy trucks and tractors (over 14,000 lb).
 - a. Medium trucks (14,001 to 26,000 lb).
 - b. Heavy trucks and tractors (over 26,000 lb).

Motor vehicle supplies and new parts (SIC 5013). Establishments primarily engaged in the wholesale distribution of motor vehicle supplies, accessories, tools, and equipment; and new motor vehicle parts.

SIC 5013 is subdivided in some tables into—

1. Motor vehicle supplies and new parts—warehouse distributors.
2. Motor vehicle supplies and new parts—jobbers.
3. Petroleum products marketing equipment.

Tires and tubes (SIC 5014). Establishments primarily engaged in the wholesale distribution of tires and tubes for passenger and commercial vehicles.

Motor vehicle parts, used (SIC 5015). Establishments primarily engaged in the wholesale distribution at wholesale or retail of used motor vehicle parts. This industry includes establishments primarily engaged in dismantling motor vehicles for the purpose of selling parts. Establishments primarily engaged in dismantling motor vehicles for scrap are classified in Industry 5093.

Furniture and homefurnishings (SIC 502)

Furniture (SIC 5021). Establishments primarily engaged in the wholesale distribution of furniture, including bedsprings, mattresses, and other household furniture; office furniture;

and furniture for public parks and buildings. Establishments primarily engaged in the wholesale distribution of partitions, shelving, lockers, and store fixtures are classified in Industry 5046.

SIC 5021 is subdivided in some tables into—

1. Household and lawn furniture.
2. Office and business furniture.

Homefurnishings (SIC 5023). Establishments primarily engaged in the wholesale distribution of homefurnishings and housewares, including antiques; china; glassware and earthenware; lamps (including electric), curtains and draperies; linens and towels; and carpets, linoleum, and all other types of hard and soft surface floor coverings. Establishments primarily engaged in the wholesale distribution of other electrical household goods are classified in Industry 5064, and those distributing precious metal flatware are classified in Industry 5094.

SIC 5023 is subdivided in some tables into—

1. Household china, glassware, and crockery.
2. Linens, domestics, draperies, and curtains.
3. Floor coverings.
4. Other homefurnishings.

Lumber and other construction materials (SIC 503)

Lumber, plywood, millwork and wood panels (SIC 5031). Establishments, with or without yards, primarily engaged in the wholesale distribution of rough, dressed, and finished lumber (but not timber); plywood; reconstituted wood fiber products; doors and windows and their frames (all materials); wood fencing; and other wood or metal millwork.

SIC 5031 is subdivided in some tables into—

1. Lumber—without yard.
2. Lumber—with yard.
3. Plywood, millwork, and wood panels

Brick, stone, and related construction materials (SIC 5032). Establishments primarily engaged in the wholesale distribution of stone, cement, lime construction sand, and gravel; brick (except refractory); asphalt and concrete mixtures; and concrete, stone, and structural clay products (other than refractories). Distributors of industrial sand and of refractory materials are classified in Industry 5085. Establishments primarily engaged in producing ready-mixed concrete are classified in Manufacturing, Industry 3273.

SIC 5032 is subdivided in some tables into—

1. Brick, block, tile, clay/cement sewer pipe.
2. Sand, gravel, and stone.
3. Cement, lime, and related products.

Roofing, siding, and insulation materials (SIC 5033). Establishments primarily engaged in the wholesale distribution of roofing, siding (except wood), and insulation materials.

Construction materials, n.e.c. (SIC 5039). Establishments primarily engaged in the wholesale distribution of mobile homes and of construction materials, not elsewhere classified, including prefabricated buildings and glass. Establishments selling construction materials to the general public and known as retail in the trade are classified in Retail Trade, Industry 5211. Establishments primarily engaged in marketing heavy structural metal products are classified in Industry 5051.

SIC 5039 is subdivided in some tables into—

1. Flat glass and other construction glass.
2. Other construction materials.

Professional and commercial equipment and supplies (SIC 504)

Photographic equipment and supplies (SIC 5043). Establishments primarily engaged in the wholesale distribution of photographic equipment and supplies. Establishments primarily engaged in the wholesale distribution of photocopy, microfilm, and similar equipment are classified in Industry 5044.

Office equipment (SIC 5044). Establishments primarily engaged in the wholesale distribution of office machines and related equipment, including photocopy and microfilm equipment, and safes and vaults. These establishments frequently also sell office supplies. However, establishments primarily engaged in wholesaling most office supplies are classified in Industry Group 511. Establishments primarily engaged in wholesaling office furniture are classified in Industry 5021; and those wholesaling computers and peripheral equipment are classified in Industry 5045.

Computers and computer peripheral equipment and software (SIC 5045). Establishments primarily engaged in the wholesale distribution of computers, computer peripheral equipment, and computer software. These establishments frequently may sell related supplies, but establishments primarily engaged in wholesaling supplies are classified according to the individual product (for example, computer paper in Industry 5112). Establishments primarily engaged in the wholesale distribution of modems and other electronic communications equipment are classified in Industry 5065. Establishments primarily engaged in selling computers and computer peripheral equipment and software for other than business or professional use are classified in Retail Trade, Industry 5734.

SIC 5045 is subdivided in some tables into—

1. Computers and peripheral equipment (selling primarily to business customers).

- a. Computers and peripheral equipment sold for resale.
 - b. Computers and peripheral equipment sold for end use.
2. Computer software (prepackaged, off-the-shelf).

Commercial equipment, n.e.c. (SIC 5046). Establishments primarily engaged in the wholesale distribution of commercial and related machines and equipment, not elsewhere classified, such as commercial cooking and food service equipment; partitions, shelving, lockers, and store fixtures; electrical signs; and balances and scales, except laboratory.

SIC 5046 is subdivided in some tables into—

1. Restaurant and hotel equipment and supplies.
2. Store machines and equipment.

Medical, dental, and hospital equipment and supplies (SIC 5047). Establishments primarily engaged in the wholesale distribution of surgical and other medical instruments, apparatus, and equipment; dentist equipment; artificial limbs; operating room and hospital equipment; X-ray machines; and other electromedical equipment and apparatus used by physicians and in hospitals. Also included in this industry are establishments primarily engaged in the wholesale distribution of professional supplies used by medical and dental practitioners.

SIC 5047 is subdivided in some tables into—

1. Medical and hospital equipment.
2. Dental equipment and supplies.

Ophthalmic Goods (SIC 5048). Establishments primarily engaged in the wholesale distribution of professional equipment and goods used, prescribed, or sold by ophthalmologists, optometrists, and opticians, including ophthalmic frames, lenses, and sunglass lenses.

Professional equipment and supplies, n.e.c. (SIC 5049). Establishments primarily engaged in the wholesale distribution of professional equipment and supplies, not elsewhere classified, such as drafting instruments, laboratory equipment, and scientific instruments.

SIC 5049 is subdivided in some tables into—

1. Religious and school supplies.
2. Other professional equipment and supplies, n.e.c. Establishments primarily engaged in selling specialty lines of professional equipment and supplies not mentioned above, such as veterinarian equipment and supplies, drafting supplies, and scientific equipment.

Metals and minerals, except petroleum (SIC 505)

Metals service centers and offices (SIC 5051). Establishments primarily engaged in marketing semifinished metal products, except precious metals. Establishments in

this industry may operate with warehouses (metals service centers) or without warehouses (metals sales offices). Establishments primarily engaged in marketing precious metals are classified in Industry 5092.

SIC 5051 is subdivided in some tables into—

1. Ferrous metals service centers and offices.
 - a. Ferrous metals service centers.
 - b. Ferrous metals sales offices.
2. Nonferrous metals service centers and offices.
 - a. Nonferrous metals service centers.
 - b. Nonferrous metals sales offices.

Coal and other minerals and ores (SIC 5052). Establishments primarily engaged in the wholesale distribution of coal and coke; copper, iron, lead, and other metallic ores, including precious metal ores; and crude nonmetallic minerals (including concentrates), except crude petroleum. Establishments primarily engaged in the wholesale distribution of nonmetallic minerals used in construction, such as sand and gravel, are classified in Industry 5032. Establishments primarily engaged in the wholesale distribution of crude petroleum are classified in Industry Group 517.

SIC 5052 is subdivided in some tables into—

1. Coal.
2. Other minerals and ores.

Electrical goods (SIC 506)

This industry group includes establishments primarily engaged in the wholesale distribution of electrical generating, distributing, and wiring equipment. It also includes household appliances, whether electrically, manually, or mechanically powered. This industry group does not include electrical commercial and industrial machines, in which electricity does the work directly, e.g., heating, turning a shaft, or ionizing a substance, or electrically powered commercial and industrial machines which are classified in Industry Group 504 or 508.

Electrical apparatus and equipment, wiring supplies, and construction materials (SIC 5063). Establishments primarily engaged in the wholesale distribution of electrical power equipment for the generation, transmission, distribution, or control of electric energy; electrical construction materials for outside power transmission lines and for electrical systems and electric light fixtures and bulbs. Construction contractors primarily engaged in installing electrical systems and equipment from their own stock are classified in Construction, Industry 1731.

Electrical appliances, television and radio sets (SIC 5064). Establishments primarily engaged in the wholesale distribution of radio and television receiving sets, other household electronic sound or video equipment, self-contained air-conditioning room units, and household

electrical appliances. Also included are establishments primarily engaged in the wholesale distribution of household gas and electric laundry equipment and refrigerators and freezers.

Electronic parts and equipment, n.e.c. (SIC 5065).

Establishments primarily engaged in the wholesale distribution of electronic parts and electronic communications equipment, not elsewhere classified, such as telephone and telegraph equipment; radio and television broadcasting and communications equipment; and intercommunications equipment. Establishments primarily engaged in the wholesale distribution of radio and television receiving sets, phonographs, CD-players, and other household sound or video equipment are classified in Industry 5064.

SIC 5065 is subdivided in some tables into—

1. Communications equipment.
2. Other electronic parts and equipment.

Hardware, and plumbing and heating equipment and supplies (SIC 507)

Hardware (SIC 5072). Establishments primarily engaged in the wholesale distribution of cutlery and general hardware, including hand saws; saw blades; brads, staples, and tacks; and bolts, nuts, rivets, and screws. Establishments primarily engaged in the wholesale distribution of nails, noninsulated wire, and screening are classified in Industry 5051.

Plumbing and heating equipment and supplies (hydronics) (SIC 5074). Establishments primarily engaged in the wholesale distribution of hydronic plumbing and heating equipment and supplies. Construction contractors primarily engaged in installing plumbing and heating equipment from their own stock are classified in Construction, Industry 1711.

Warm air heating and air-conditioning equipment and supplies (SIC 5075). Establishments primarily engaged in the wholesale distribution of warm air heating and air-conditioning equipment and supplies. Construction contractors primarily engaged in installing warm air heating and air-conditioning equipment are classified in Construction, Industry 1711.

Refrigeration equipment and supplies (SIC 5078). Establishments primarily engaged in the wholesale distribution of refrigeration equipment and supplies. Construction contractors primarily engaged in installation of refrigeration equipment from their own stock are classified in Construction, Industry 1711.

Machinery, equipment, and supplies (SIC 508)

Construction and mining (except petroleum) machinery and equipment (SIC 5082). Establishments primarily engaged in the wholesale distribution of construction or mining cranes, excavating machinery and equipment, power

shovels, road construction and maintenance machinery, tractor-mounting equipment, and other specialized machinery and equipment used in the construction, mining, and logging industries. Establishments engaged in marketing oil well machinery and equipment are classified in Industry 5084.

Farm and garden machinery and equipment (SIC 5083).

Establishments primarily engaged in the wholesale distribution of agricultural machinery and equipment for use in preparation and maintenance of the soil, the planting and harvesting of crops, and other operations and processes pertaining to work on the farm, lawn, or garden; and dairy and other livestock equipment.

SIC 5083 is subdivided in some tables into—

1. Farm machinery and equipment—farm dealers.
2. Farm machinery and equipment—wholesale distributors.
3. Lawn and garden machinery and equipment.

Industrial machinery and equipment (SIC 5084). Establishments primarily engaged in the wholesale distribution of industrial machinery and equipment, not elsewhere classified.

SIC 5084 is subdivided in some tables into—

1. Food-processing machinery and equipment.
2. General-purpose industrial machinery, equipment, and parts.
3. Metalworking machinery and equipment.
4. Materials handling equipment.
5. Oil well, oil refinery, and pipeline machinery, equipment, and supplies.
6. Other industrial machinery and equipment. Establishments primarily engaged in selling special purpose industrial machinery not elsewhere classified, including printing machinery, paper and paper products machinery, smelting and metal refining machinery and equipment, cigar and cigarette machinery, and similar special industry machinery.

Industrial supplies (SIC 5085). Establishments primarily engaged in the wholesale distribution of industrial supplies, not elsewhere classified.

SIC 5085 is subdivided in some tables into—

1. General-line industrial supplies.
2. Mechanical power transmission equipment.
3. Hydraulic and pneumatic (fluid-power) parts, accessories, and supplies.
4. Welding supplies.
5. Industrial containers and supplies.
6. Industrial valves and fittings, except fluid-power.

7. Other industrial supplies—Establishments primarily engaged in selling a specialty line of industrial materials and supplies not elsewhere classified, such as abrasives, mechanical rubber goods, ropes, cordage, and industrial diamonds.

Service establishment equipment and supplies (SIC 5087). Establishments primarily engaged in the wholesale distribution of equipment and supplies for barber shops, beauty parlors, power laundries, dry-cleaning plants, upholsterers, undertakers, and related personal service establishments.

SIC 5087 is subdivided in some tables into—

1. Beauty and barber equipment and supplies.
2. Custodial (janitors') equipment and supplies.
3. Laundry and dry-cleaning equipment and supplies.
4. Other service establishment equipment and supplies—Establishments primarily engaged in selling a specialty line of service establishment supplies, such as upholsterers' equipment and supplies, seamstresses' supplies, tailors' supplies, undertakers' supplies, municipality equipment and supplies, and shoe repair supplies.

Transportation equipment and supplies, except motor vehicles (SIC 5088). Establishments primarily engaged in the wholesale distribution of transportation equipment and supplies. Establishments primarily engaged in the wholesale distribution of motor vehicles and motor vehicle parts are classified in Industry Group 501, and those distributing pleasure boats are classified in Industry 5091.

SIC 5088 is subdivided in some tables into—

1. Aircraft and aeronautical equipment and supplies.
2. Marine machinery, equipment, and supplies.
3. Other transportation equipment and supplies—Establishments primarily engaged in selling equipment and supplies used in the operation, maintenance, and repair of railroads, streetcars, buses, tramways, aerial hoists, and horsedrawn vehicles.

Miscellaneous durable goods (SIC 509)

Sporting and recreational goods and supplies (SIC 5091). Establishments primarily engaged in the wholesale distribution of sporting goods and accessories; billiard and pool supplies; sporting firearms and ammunition; and marine pleasure craft, equipment and supplies. Establishments primarily engaged in the wholesale distribution of motor vehicles and trailers are classified in Industry 5012; those distributing self-propelled golf carts are classified in Industry 5088; and those distributing athletic apparel and footwear are classified in Industry Group 513.

Toys and hobby goods and supplies (SIC 5092). Establishments primarily engaged in the wholesale distribution of games, toys, hobby goods and supplies, and related goods, such as fireworks and playing cards.

Scrap and waste materials (SIC 5093). Establishments primarily engaged in assembling, breaking up, sorting, and wholesale distribution of scrap and waste materials. This industry includes auto wreckers engaged in dismantling automobiles for scrap. However, those engaged in dismantling automobiles for the purpose of selling secondhand parts at retail are classified in Industry 5015.

SIC 5093 is subdivided in some tables into—

1. Iron and steel scrap processors and dealers.
 - a. Iron and steel scrap processors (using power processing equipment).
 - b. Iron and steel scrap dealers (not using power processing equipment).
2. Nonferrous recyclable materials.

Jewelry, watches, precious stones, and precious metals (SIC 5094). Establishments primarily engaged in the wholesale distribution of jewelry, precious stones and metals, costume jewelry, watches, clocks, silverware, and jewelers' findings. Establishments primarily engaged in the wholesale distribution of precious metal ores are classified in Industry 5052.

SIC 5094 is subdivided in some tables into—

1. Jewelry, watches, diamonds, precious stones, and silverware.
2. Precious metals (excluding ores).

Durable goods, n.e.c. (SIC 5099). Establishments primarily engaged in the wholesale distribution of durable goods, not elsewhere classified, such as musical instruments and forest products, except lumber.

SIC 5099 is subdivided in some tables into—

1. Musical instruments and supplies.
2. Forest products, except lumber.
3. General merchandise—durable.
4. Compact disks, prerecorded audio tapes, and phonograph records.
5. Fire extinguishers and fire safety equipment.
6. Other durable goods.

Nondurable Goods (SIC Major Group 51)

This major group includes establishments primarily engaged in the wholesale distribution of nondurable goods.

Paper and paper products (SIC 511)

Printing and writing paper (SIC 5111). Establishments primarily engaged in the wholesale distribution of printing and writing paper, including envelope paper; fine paper; and groundwood paper.

Stationery and office supplies (SIC 5112). Establishments primarily engaged in the wholesale distribution of stationery and office supplies, including computer and photocopy supplies, envelopes, typewriter paper, file cards and folders, pens, pencils, social stationery, and greeting cards.

Industrial and personal service paper (SIC 5113). Establishments primarily engaged in the wholesale distribution of wrapping and other coarse paper, paperboard, and converted paper and related disposable plastic products, such as bags, boxes, dishes, eating utensils, napkins, and shipping supplies.

Drugs, drug proprietaries, and druggists' sundries (SIC 512)

Drugs, drug proprietaries, and druggists' sundries (SIC 5122). Establishments primarily engaged in the wholesale distribution of prescription drugs, proprietary drugs, druggists' sundries, and toiletries. Establishments primarily engaged in the wholesale distribution of surgical, dental, and hospital equipment are classified in Industry 5047.

SIC 5122 is subdivided in some tables into—

1. General-line drugs—These are wholesalers who reported a substantial portion of their sales in "drugs and pharmaceuticals" and a combination of "proprietary (patent) medicines," "cosmetics," "perfumes," and "other toiletries and druggists' sundries."
2. Specialty-line drugs, pharmaceuticals, cosmetics, and toiletries. These are wholesale establishments engaged in selling limited lines among the above products.

Apparel, piece goods, and notions (SIC 513)

Piece goods, notions, and other dry goods (SIC 5131). Establishments primarily engaged in the wholesale distribution of piece goods or yard goods of natural or man-made fibers, notions (sewing and hair accessories, etc.), and other dry goods. Converters who buy fabric goods (except knit goods) in the grey, have them finished on contract, and sell at wholesale are included here. Converters of knit goods are classified in Manufacturing, Industry Group 225. This industry does not include establishments primarily engaged in the wholesale distribution of homefurnishings which are classified in Industry 5023.

SIC 5131 is subdivided in some tables into—

1. Piece goods.
 - a. Piece goods—jobbers.

b. Piece goods—converters.

2. Notions and other dry goods.

Men's and boys' clothing and furnishings (SIC 5136). Establishments primarily engaged in the wholesale distribution of men's and boys' apparel and furnishings, sportswear, hosiery, underwear, nightwear, and work clothing.

Women's, children's, and infants' clothing and accessories (SIC 5137). Establishments primarily engaged in the wholesale distribution of women's, children's, and infants' clothing and accessories, including hosiery, lingerie, millinery, and furs.

Footwear (SIC 5139). Establishments primarily engaged in the wholesale distribution of footwear (including athletic) made of leather, rubber, and other materials.

Groceries and related products (SIC 514)

Groceries, general-line (SIC 5141). Establishments primarily engaged in the wholesale distribution of a general line of groceries. Establishments primarily engaged in roasting coffee, blending tea, or grinding and packaging spices are classified in Manufacturing Major Group 20.

SIC 5141 is subdivided in some tables into—

1. Voluntary.
2. Retail cooperative.
3. Other general-line.

Packaged frozen foods (SIC 5142). Establishments primarily engaged in the wholesale distribution of packaged quick-frozen vegetables, juices, meats, fish, poultry, pastries, and other "deep freeze" products. Establishments primarily engaged in the wholesale distribution of frozen dairy products are classified in Industry 5143, and those distributing frozen poultry, fish, and meat which are not packaged are classified in Industries 5144, 5146, and 5147, respectively.

Dairy products, except dried or canned (SIC 5143). Establishments primarily engaged in the wholesale distribution of dairy products, such as butter, cheese, ice cream and ices, and fluid milk and cream. This industry does not include establishments primarily engaged in pasteurizing and bottling milk, which are classified in Manufacturing, Industry Group 202. Establishments primarily engaged in the wholesale distribution of dried or canned dairy products are classified in Industry 5149.

SIC 5143 is subdivided in some tables into—

1. Raw milk.
2. Dairy products, except raw milk.

Poultry and poultry products (SIC 5144). Establishments primarily engaged in the wholesale distribution of poultry and poultry products, except canned and packaged frozen products. This industry does not include establishments primarily engaged in the killing and dressing of poultry, which are classified in Manufacturing, Industry 2015. Establishments primarily engaged in the wholesale distribution of packaged frozen poultry are classified in Industry 5142, and those distributing canned poultry are classified in Industry 5149.

SIC 5144 is subdivided in some tables into—

1. Live poultry.
2. Poultry and poultry products, except live.

Confectionery (SIC 5145). Establishments primarily engaged in the wholesale distribution of confectionery and related products, such as candy, chewing gum, fountain fruits, salted or roasted nuts, popcorn, fountain syrups, and potato, corn, and similar chips.

Fish and seafoods (SIC 5146). Establishments primarily engaged in the wholesale distribution (but not packaging) of fresh, cured, or frozen fish and seafoods, except canned or packaged frozen. The preparation of fresh or frozen packaged fish and other seafood, and the shucking and packing of fresh oysters in nonsealed containers, are classified in Manufacturing, Industry 2092. Establishments primarily engaged in the wholesale distribution of canned seafood are classified in Industry 5149, and those distributing packaged frozen foods are classified in Industry 5142.

Meats and meat products (SIC 5147). Establishments primarily engaged in the wholesale distribution of fresh, cured, and processed (but not canned) meats and lard. Establishments primarily engaged in the wholesale distribution of frozen packaged meats are classified in Industry 5142, and those distributing canned meats are classified in Industry 5149.

SIC 5147 is subdivided in some tables into—

1. Meats and meat products, except boxed beef.
2. Packaging boxed beef.

Fresh fruits and vegetables (SIC 5148). Establishments primarily engaged in the wholesale distribution of fresh fruits and vegetables.

Groceries and related products, n.e.c. (SIC 5149). Establishments primarily engaged in the wholesale distribution of groceries and related products, not elsewhere classified. Establishments primarily engaged in the wholesale distribution of soft drinks, and in bottling and distributing natural spring and mineral waters, are classified in this industry, but establishments primarily engaged in bottling soft drinks are classified in Manufacturing, Major Group 20. This industry does not include establishments primarily

engaged in the wholesale distribution of farm-product raw materials classified in Industry Group 515, nor those distributing beer, wine, and distilled alcoholic beverages of Industry Group 518.

SIC 5149 is subdivided in some tables into—

1. Coffee, tea, and spices.
2. Bread and baked goods.
3. Soft drinks.
4. Canned goods.
5. Food and beverage basic materials.
6. Other grocery specialties.

Farm-product raw materials (SIC 515)

Grain and field beans (SIC 5153). Establishments primarily engaged in buying and/or marketing grain (such as corn, wheat, oats, barley, and unpolished rice), dry beans, soybeans, and other inedible beans. Country grain elevators primarily engaged in buying or receiving grain from farmers are included, as well as terminal elevators and other merchants marketing grain. Establishments primarily engaged in the wholesale distribution of field and garden seeds are classified in Industry 5191.

Livestock (SIC 5154). Establishments primarily engaged in buying and/or marketing cattle, hogs, sheep, and goats. This industry also includes the operation of livestock auction markets.

Farm-product raw materials, n.e.c. (SIC 5159). Establishments primarily engaged in buying and/or marketing farm products, not elsewhere classified. Establishments primarily engaged in the wholesale distribution of milk are classified in Industry 5143, and those distributing live poultry are classified in Industry 5144.

SIC 5159 is subdivided in some tables into—

1. Hides, skins, and pelts.
2. Leaf tobacco.
3. Wool, wool tops, and mohair.
4. Cotton.
5. Other farm-product raw materials.

Chemicals and allied products (SIC 516)

Plastics materials and basic forms and shapes (SIC 5162). Establishments primarily engaged in the wholesale distribution of plastics materials, and of unsupported plastics film, sheets, sheeting, rods, tubes, and other basic forms and shapes.

Chemicals and allied products, n.e.c. (SIC 5169). Establishments primarily engaged in the wholesale distribution of chemicals and allied products, not elsewhere classified,

such as acids, industrial and heavy chemicals, dyestuffs, industrial salts, rosin, and turpentine. Establishments primarily engaged in the wholesale distribution of ammunition are classified in Industry Group 509; those distributing agricultural chemicals and pesticides are classified in Industry 5191; those distributing drugs are classified in Industry 5122; and those distributing pigments, paints, and varnishes are classified in Industry 5198.

SIC 5169 is subdivided in some tables into—

1. Industrial gases, except LP.
2. Other chemicals and allied products.

Petroleum and petroleum products (SIC 517)

This industry group includes establishments primarily engaged in the wholesale distribution of crude petroleum and petroleum products. Included are establishments primarily engaged in the distribution of liquefied petroleum gas. Establishments primarily engaged in the transmission and/or distribution of natural gas are classified in Utilities, Industry Group 492.

Petroleum bulk stations and terminals (SIC 5171). Establishments primarily engaged in the wholesale distribution of crude petroleum and petroleum products from bulk liquid storage facilities. These establishments have a bulk liquid storage capacity of 10,000 gallons or more.

SIC 5171 is subdivided in some tables into—

1. Petroleum bulk stations and terminals, except LP.
2. Liquefied petroleum gas bulk stations and terminals.

Petroleum and petroleum products wholesalers, except bulk stations and terminals (SIC 5172). Establishments primarily engaged in the wholesale distribution of crude petroleum and petroleum products. These establishments do not have a bulk liquid storage capacity of 10,000 gallons or more. Included are packaged and bottled petroleum products distributors, truck jobbers, and others marketing petroleum and its products at wholesale.

Beer, wine, and distilled alcoholic beverages (SIC 518)

Beer and ale (SIC 5181). Establishments primarily engaged in the wholesale distribution of beer, ale, porter, and other fermented malt beverages.

Wine and distilled alcoholic beverages (SIC 5182). Establishments primarily engaged in the wholesale distribution of distilled spirits, including neutral spirits and ethyl alcohol used in blended wines and distilled liquors.

SIC 5182 is subdivided in some tables into—

1. Wine and distilled alcoholic beverages—licensed.
2. Wine and distilled alcoholic beverages—State operated.

Miscellaneous nondurable goods (SIC 519)

Farm supplies (SIC 5191). Establishments primarily engaged in the wholesale distribution of animal feeds, fertilizers, agricultural chemicals, pesticides, seeds, and other farm supplies, except grains. Establishments primarily engaged in the wholesale distribution of pet food are classified in Industry 5149, and those distributing pet supplies are classified in Industry 5199.

SIC 5191 is subdivided in some tables into—

1. Farm supplies—farm dealers.
2. Farm supplies—wholesale distributors.

Books, periodicals, and newspapers (SIC 5192). Establishments primarily engaged in the wholesale distribution of books, periodicals, and newspapers.

Flowers, nursery stock, and florists' supplies (SIC 5193). Establishments primarily engaged in the wholesale distribution of flowers, nursery stock, and florists' supplies.

Tobacco and tobacco products (SIC 5194). Establishments primarily engaged in the wholesale distribution of tobacco and its products. Leaf tobacco wholesalers are classified in Industry 5159, and establishments primarily engaged in stemming and redrying tobacco are classified in Manufacturing, Industry 2141.

Paints, varnishes, and supplies (SIC 5198). Establishments primarily engaged in the wholesale distribution of paints, varnishes, wallpaper, and supplies. Establishments selling to the general public and known as retail in the trade are classified in Retail Trade, Industry 5231.

Nondurable goods, n.e.c. (SIC 5199). Establishments primarily engaged in the wholesale distribution of nondurable goods, not elsewhere classified, such as art goods, industrial yarns, textile bags, and bagging and burlap.

SIC 5199 is subdivided in some tables into—

1. Art goods.
2. General merchandise—nondurable.
3. Textile bags and bagging.
4. Specialty advertising (sale of merchandise).
5. Other nondurable goods.

TYPE-OF-OPERATION CLASSIFICATIONS

In addition to being classified by kind of business, each wholesale establishment was classified for the census by type of operation according to the ownership of the business, ownership of the goods sold, or character of the principal transactions. Establishments in wholesale trade are grouped into the following three major types of operation and related subgroups:

Merchant wholesalers. Establishments primarily engaged in buying and selling merchandise on their own account. Included here are such types of establishments as wholesale merchants or jobbers, industrial distributors, voluntary group wholesalers, importers, exporters, cash and carry wholesalers, retailer cooperative warehouses, terminal and country grain elevators, farm products assemblers, wholesale cooperative associations, and petroleum bulk plants and terminals operated by nonrefining companies.

Wholesale distributors and jobbers. Establishments primarily engaged in buying and selling merchandise in the domestic market not manufactured by the parent company.

Importers. Establishments buying and selling goods at wholesale on their own account, whose principal source of purchases was foreign.

Exporters. Establishments primarily engaged in purchasing goods in the United States and selling them to foreign customers.

Terminal grain elevators. Grain elevators primarily engaged in buying and selling grain received from country grain elevators and grain marketing establishments. They have sizable space for grain storage, and products are received primarily by rail or barge rather than by truck.

Country grain elevators. Grain elevators, cooperative or other, buying and receiving grain directly from farmers by truck and selling at wholesale.

Assemblers of farm products, except country grain elevators. Establishments primarily engaged in purchasing directly from farmers and assembling and marketing farm products at wholesale.

Manufacturers' sales branches and offices. Establishments maintained by manufacturing, refining, and mining companies apart from their plants or mines for marketing their products at wholesale. Branch stores selling to household consumers and individual users are classified in retail trade. Sales branches and offices located at plants and administrative offices are included when separate records are available.

Manufacturers' sales branches. A branch with a stock of merchandise for sale. Included are refiner—marketers owned and operated by petroleum refining companies primarily for marketing their products.

Manufacturers' sales offices. An office without a stock of merchandise for sale.

Agents, brokers, and commission merchants. Establishments whose operators are in business for themselves and are primarily engaged in selling or buying goods for others. Included here are such types of operations as auction companies, import agents, export agents, selling agents, merchandise brokers, and commission merchants. "Sales" as shown in census publications for agents, brokers, and commission merchants represent the gross sales (or purchase) value of the goods in the transactions negotiated.

Auction companies. Wholesale establishments primarily engaged in selling merchandise on an agency basis by auction.

Brokers (representing buyers or sellers). Wholesale establishments primarily engaged in selling or buying merchandise in the domestic market on a brokerage basis but not receiving the goods on consignment.

Commission merchants. Wholesale establishments operating in the domestic market receiving goods for sale on consignment.

Import agents. Merchandise agents and brokers in the domestic market buying merchandise from or selling merchandise for foreign firms.

Export agents. Merchandise agents and brokers in the domestic market selling to or buying for foreign customers.

Manufacturers' agents. Wholesale establishments in the domestic market selling for a limited number of manufacturers on a continuing agency basis.



Appendix C. Kind-of-Business Titles and Reporting-Form Numbers

[Listed below are wholesale kind-of-business titles and their corresponding reporting-form numbers. Requests for copies of any of these forms, including the inquiries used to classify establishment by kind of business, should be directed to the Services Division, Bureau of the Census, Washington, DC 20233]

SIC code	Title	Standard form CB-	Short form CB-	SIC code	Title	Standard form CB-	Short form CB-
DURABLE GOODS				DURABLE GOODS—Con.			
501	Motor vehicles and motor vehicle parts and supplies:			509	Miscellaneous durable goods:		
5012	Automobiles and other motor vehicles -----	5012	5003	5091	Sporting and recreational goods and supplies -----	5091	5003
5013	Motor vehicle supplies and new parts -----	5013	5003	5092	Toys and hobby goods and supplies -----	5091	5003
5014	Tires and tubes -----	5013	5003	5093	Scrap and waste materials -----	5093	5003
5015	Motor vehicle parts, used -----	5013	5003	5094	Jewelry, watches, precious stones, and precious metals -----	5094	5003
				5099	Durable goods, n.e.c. -----	5099	5003
DURABLE GOODS				NONDURABLE GOODS			
502	Furniture and homefurnishings:			511	Paper and paper products:		
5021	Furniture -----	5020	5001	5111	Printing and writing paper -----	5110	5102
5023	Homefurnishings -----	5020	5001	5112	Stationery and office supplies -----	5110	5102
				5113	Industrial and personal service paper -----	5110	5102
503	Lumber and other construction materials:			512	Drugs, drug proprietaries, and druggists' sundries:		
5031	Lumber, plywood, millwork, and wood panels -----	5030	5001	5122	Drugs, drug proprietaries, and druggists' sundries -----	5122	5102
5032	Brick, stone, and related construction materials -----	5030	5001				
5033	Roofing, siding, and insulation materials -----	5030	5001				
5039	Construction materials, n.e.c. -----	5030	5001	513	Apparel, piece goods, and notions:		
				5131	Piece goods, notions, and other dry goods -----	5131	5102
504	Professional and commercial equipment and supplies:			5136	Men's and boys' clothing and furnishings -----	5136	5102
5043	Photographic equipment and supplies -----	5043	5003	5137	Women's, children's, and infants' clothing and accessories -----	5136	5102
5044	Office equipment -----	5045	5002	5139	Footwear -----	5136	5102
5045	Computers and computer peripheral equipment and software -----	5045	5002				
5046	Commercial equipment, n.e.c. -----	5043	5002	514	Groceries and related products:		
5047	Medical, dental, and hospital equipment and supplies -----	5047	5002	5141	Groceries, general line -----	5141	5101
5048	Ophthalmic goods -----	5047	5002	5142	Packaged frozen foods -----	5142	5101
5049	Professional equipment and supplies, n.e.c. -----	5047	5002	5143	Dairy products, except dried or canned -----	5143	5101
				5144	Poultry and poultry products -----	5144	5101
				5145	Confectionery -----	5145	5101
				5146	Fish and seafoods -----	5146	5101
505	Metals and minerals, except petroleum:			5147	Meats and meat products -----	5147	5101
5051	Metals service centers and offices -----	5051	5003	5148	Fresh fruits and vegetables -----	5148	5101
5052	Coal and other minerals and ores -----	5052	5003	5149	Groceries and related products, n.e.c. -----	5141	5101
				515	Farm-product raw materials:		
506	Electrical goods:			5153	Grain and field beans -----	5150	5103
5063	Electrical apparatus and equipment, wiring supplies, and construction materials -----	5060	5001	5154	Livestock -----	5150	5103
5064	Electrical appliances, television and radio sets -----	5060	5001	5159	Farm-product raw materials, n.e.c. -----	5150	5103
5065	Electronic parts and equipment, n.e.c. -----	5060	5001	516	Chemicals and allied products:		
				5162	Plastics materials and basic forms and shapes -----	5160	5102
				5169	Chemicals and allied products, n.e.c. -----	5160	5102
507	Hardware, and plumbing and heating equipment and supplies:			517	Petroleum and petroleum products:		
5072	Hardware -----	5070	5001	5171	Petroleum bulk stations and terminals -----	5170	1NA
5074	Plumbing and heating equipment and supplies (hydronics) -----	5070	5001	5172	Petroleum and petroleum products wholesalers, except bulk stations and terminals -----	5170	1NA
5075	Warm air heating and air-conditioning equipment and supplies -----	5070	5001				
5078	Refrigeration equipment and supplies -----	5070	5001	518	Beer, wine, and distilled alcoholic beverages:		
				5181	Beer and ale -----	5180	5103
				5182	Wine and distilled alcoholic beverages -----	5180	5103
508	Machinery, equipment, and supplies:			519	Miscellaneous nondurable goods:		
5082	Construction and mining (except petroleum) machinery and equipment -----	5082	5002	5191	Farm supplies -----	5191	5102
5083	Farm and garden machinery and equipment -----	5083	5002	5192	Books, periodicals, and newspapers -----	5192	5102
5084	Industrial machinery and equipment -----	5084	5002	5193	Flowers, nursery stock, and florists' supplies -----	5192	5102
5085	Industrial supplies -----	5085	5002	5194	Tobacco and tobacco products -----	5194	5102
5087	Service establishment equipment and supplies -----	5087	5002	5198	Paints, varnishes, and supplies -----	5198	5102
5088	Transportation equipment and supplies, except motor vehicles -----	5088	5002	5199	Nondurable goods, n.e.c. -----	5199	5102

¹Petroleum wholesalers were all sent form CB-5170.

Appendix D. Metropolitan Areas

(Titles and definitions shown for MSA's, CMSA's, and PMSA's are those established by the Office of Management and Budget, as of June 30, 1993)

CONNECTICUT

Boston-Worcester-Lawrence, MA-NH-ME-CT CMSA

Boston, MA-NH PMSA
 Bristol County, MA (part)
 Berkley town, MA
 Dighton town, MA
 Mansfield town, MA
 Norton town, MA
 Taunton city, MA

Essex County, MA (part)

Amesbury town, MA
 Beverly city, MA
 Danvers town, MA
 Essex town, MA
 Gloucester city, MA
 Hamilton town, MA
 Ipswich town, MA
 Lynn city, MA
 Lynnfield town, MA
 Manchester town, MA
 Marblehead town, MA
 Middleton town, MA
 Nahant town, MA
 Newbury town, MA
 Newburyport city, MA
 Peabody city, MA
 Rockport town, MA
 Rowley town, MA
 Salem city, MA
 Salisbury town, MA
 Saugus town, MA
 Swampscott town, MA
 Topsfield town, MA
 Wenham town, MA

Middlesex County, MA (part)

Acton town, MA
 Arlington town, MA
 Ashland town, MA
 Ayer town, MA
 Bedford town, MA
 Belmont town, MA
 Boxborough town, MA

Boston-Worcester-Lawrence, MA-NH-ME-CT CMSA—Con.

Boston, MA-NH PMSA—Con.

Middlesex County, MA (part)—Con.

Burlington town, MA
 Cambridge city, MA
 Carlisle town, MA
 Concord town, MA
 Everett city, MA
 Framingham town, MA
 Holliston town, MA
 Hopkinton town, MA
 Hudson town, MA
 Lexington town, MA
 Lincoln town, MA
 Littleton town, MA
 Malden city, MA
 Marlborough city, MA
 Maynard town, MA
 Medford city, MA
 Melrose city, MA
 Natick town, MA
 Newton city, MA
 North Reading town, MA
 Reading town, MA
 Sherborn town, MA
 Shirley town, MA
 Somerville city, MA
 Stoneham town, MA
 Stow town, MA
 Sudbury town, MA
 Townsend town, MA
 Wakefield town, MA
 Waltham city, MA
 Watertown city, MA
 Wayland town, MA
 Weston town, MA
 Wilmington town, MA
 Winchester town, MA
 Woburn city, MA

Norfolk County, MA (part)

Bellingham town, MA
 Braintree town, MA
 Brookline town, MA

Boston-Worcester-Lawrence, MA-NH-ME-CT CMSA —Con.

Boston, MA-NH PMSA—Con.

Norfolk County, MA (part)—Con.

- Canton town, MA
- Cohasset town, MA
- Dedham town, MA
- Dover town, MA
- Foxborough town, MA
- Franklin city, MA
- Holbrook town, MA
- Medfield town, MA
- Medway town, MA
- Millis town, MA
- Milton town, MA
- Needham town, MA
- Norfolk town, MA
- Norwood town, MA
- Plainville town, MA
- Quincy city, MA
- Randolph town, MA
- Sharon town, MA
- Stoughton town, MA
- Walpole town, MA
- Wellesley town, MA
- Westwood town, MA
- Weymouth town, MA
- Wrentham town, MA

Plymouth County, MA (part)

- Carver town, MA
- Duxbury town, MA
- Hanover town, MA
- Hingham town, MA
- Hull town, MA
- Kingston town, MA
- Marshfield town, MA
- Norwell town, MA
- Pembroke town, MA
- Plymouth town, MA
- Rockland town, MA
- Scituate town, MA
- Wareham town, MA

Suffolk County, MA

- Boston city, MA
- Chelsea city, MA
- Revere city, MA
- Winthrop town, MA

Worcester County, MA (part)

- Berlin town, MA
- Blackstone town, MA
- Bolton town, MA
- Harvard town, MA
- Hopedale town, MA
- Lancaster town, MA
- Mendon town, MA
- Milford town, MA
- Millville town, MA

Boston-Worcester-Lawrence, MA-NH-ME-CT CMSA —Con.

Boston, MA-NH PMSA—Con.

Worcester County, MA (part)—Con.

- Southborough town, MA
- Upton town, MA

Rockingham County, NH (part)

- Seabrook town, NH
- South Hampton town, NH

Brockton, MA PMSA

- Bristol County, MA (part)
- Easton town, MA
- Raynham town, MA

Norfolk County, MA (part)

- Avon town, MA

Plymouth County, MA (part)

- Abington town, MA
- Bridgewater town, MA
- Brockton city, MA
- East Bridgewater town, MA
- Halifax town, MA
- Hanson town, MA
- Lakeville town, MA
- Middleborough town, MA
- Plympton town, MA
- West Bridgewater town, MA
- Whitman town, MA

Fitchburg-Leominster, MA PMSA

- Middlesex County, MA (part)
- Ashby town, MA

Worcester County, MA (part)

- Ashburnham town, MA
- Fitchburg city, MA
- Gardner city, MA
- Leominster city, MA
- Lunenburg town, MA
- Templeton town, MA
- Westminster town, MA
- Winchendon town, MA

Lawrence, MA-NH PMSA

Essex County, MA (part)

- Andover town, MA
- Boxford town, MA
- Georgetown town, MA
- Groveland town, MA
- Haverhill city, MA
- Lawrence city, MA
- Merrimac town, MA
- Methuen city, MA
- North Andover town, MA
- West Newbury town, MA

Rockingham County, NH (part)

- Atkinson town, NH
- Chester town, NH
- Danville town, NH
- Derry town, NH

Boston-Worcester-Lawrence, MA-NH-ME-CT CMSA —Con.

Boston, MA-NH PMSA—Con.

Rockingham County, NH (part)—Con.

- Fremont town, NH
- Hampstead town, NH
- Kingston town, NH
- Newton town, NH
- Plaistow town, NH
- Raymond town, NH
- Salem town, NH
- Sandown town, NH
- Windham town, NH

Lowell, MA-NH PMSA

- Middlesex County, MA (part)
- Billerica town, MA
- Chelmsford town, MA
- Dracut town, MA
- Dunstable town, MA
- Groton town, MA
- Lowell city, MA
- Pepperell town, MA
- Tewksbury town, MA
- Tyngsborough town, MA
- Westford town, MA

Hillsborough County, NH (part)

- Pelham town, NH

Manchester, NH PMSA

Hillsborough County, NH (part)

- Bedford town, NH
- Goffstown town, NH
- Manchester city, NH
- Weare town, NH

Merrimack County, NH (part)

- Allenstown town, NH
- Hooksett town, NH

Rockingham County, NH (part)

- Auburn town, NH
- Candia town, NH
- Londonderry town, NH

Nashua, NH PMSA

Hillsborough County, NH (part)

- Amherst town, NH
- Brookline town, NH
- Greenville town, NH
- Hollis town, NH
- Hudson town, NH
- Litchfield town, NH
- Mason town, NH
- Merrimack town, NH
- Milford town, NH
- Mont Vernon town, NH
- Nashua city, NH
- New Ipswich town, NH
- Wilton town, NH

Boston-Worcester-Lawrence, MA-NH-ME-CT CMSA —Con.

New Bedford, MA PMSA

Bristol County, MA (part)

- Acushnet town, MA
- Dartmouth town, MA
- Fairhaven town, MA
- Freetown town, MA
- New Bedford city, MA

Plymouth County, MA (part)

- Marion town, MA
- Mattapoisett town, MA
- Rochester town, MA

Portsmouth-Rochester, NH-ME PMSA

York County, ME (part)

- Berwick town, ME
- Eliot town, ME
- Kittery town, ME
- South Berwick town, ME
- York town, ME

Rockingham County, NH (part)

- Brentwood town, NH
- East Kingston town, NH
- Epping town, NH
- Exeter town, NH
- Greenland town, NH
- Hampton town, NH
- Hampton Falls town, NH
- Kensington town, NH
- New Castle town, NH
- Newfields town, NH
- Newington town, NH
- Newmarket town, NH
- North Hampton town, NH
- Portsmouth city, NH
- Rye town, NH
- Stratham town, NH

Strafford County, NH (part)

- Barrington town, NH
- Dover city, NH
- Durham town, NH
- Farmington town, NH
- Lee town, NH
- Madbury town, NH
- Milton town, NH
- Rochester city, NH
- Rollinsford town, NH
- Somersworth city, NH

Worcester, MA-CT PMSA (part)

Windham County, CT (part)

- Thompson town, CT

Hampden County, MA (part)

- Holland town, MA

Boston-Worcester-Lawrence, MA-NH-ME-CT CMSA—Con.

Worcester, MA-CT PMSA (part)—Con.

- Worcester County, MA (part)
- Auburn town, MA
- Barre town, MA
- Boylston town, MA
- Brookfield town, MA
- Charlton town, MA
- Clinton town, MA
- Douglas town, MA
- Dudley town, MA
- East Brookfield town, MA
- Grafton town, MA
- Holden town, MA
- Leicester town, MA
- Millbury town, MA
- Northborough town, MA
- Northbridge town, MA
- North Brookfield town, MA
- Oakham town, MA
- Oxford town, MA
- Paxton town, MA
- Princeton town, MA
- Rutland town, MA
- Shrewsbury town, MA
- Southbridge town, MA
- Spencer town, MA
- Sterling town, MA
- Sturbridge town, MA
- Sutton town, MA
- Uxbridge town, MA
- Webster town, MA
- Westborough town, MA
- West Boylston town, MA
- West Brookfield town, MA
- Worcester city, MA

Bridgeport, CT PMSA—see New York-Northern New Jersey-Long Island, NY-NJ-CT-PA CMSA

Danbury, CT PMSA—see New York-Northern New Jersey-Long Island, NY-NJ-CT-PA CMSA

Hartford, CT MSA

- Hartford County, CT (part)
- Avon town, CT
- Berlin town, CT
- Bloomfield town, CT
- Bristol city, CT
- Burlington town, CT
- Canton town, CT
- East Granby town, CT
- East Hartford town, CT
- East Windsor town, CT
- Enfield town, CT
- Farmington town, CT
- Glastonbury town, CT
- Granby town, CT

Hartford, CT MSA—Con.

Hartford County, CT (part)—Con.

- Hartford city, CT
- Manchester town, CT
- Marlborough town, CT
- New Britain city, CT
- Newington town, CT
- Plainville town, CT
- Rocky Hill town, CT
- Simsbury town, CT
- Southington town, CT
- South Windsor town, CT
- Suffield town, CT
- West Hartford town, CT
- Wethersfield town, CT
- Windsor town, CT
- Windsor Locks town, CT

Litchfield County, CT (part)

- Barkhamsted town, CT
- Harwinton town, CT
- New Hartford town, CT
- Plymouth town, CT
- Winchester town, CT

Middlesex County, CT (part)

- Cromwell town, CT
- Durham town, CT
- East Haddam town, CT
- East Hampton town, CT
- Haddam town, CT
- Middlefield town, CT
- Middletown city, CT
- Portland town, CT

New London County, CT (part)

- Colchester town, CT
- Lebanon town, CT

Tolland County, CT (part)

- Andover town, CT
- Bolton town, CT
- Columbia town, CT
- Coventry town, CT
- Ellington town, CT
- Hebron town, CT
- Mansfield town, CT
- Somers town, CT
- Stafford town, CT
- Tolland town, CT
- Vernon town, CT
- Willington town, CT

Windham County, CT (part)

- Ashford town, CT
- Chaplin town, CT
- Windham town, CT

New Haven-Meriden, CT PMSA—see New York-Northern New Jersey-Long Island, NY-NJ-CT-PA CMSA

New London-Norwich, CT-RI MSA

Middlesex County, CT (part)
 Fenwick borough, CT
 Old Saybrook town, CT

New London County, CT (part)
 Bozrah town, CT
 East Lyme town, CT
 Franklin town, CT
 Griswold town balance, CT
 Groton city, CT
 Groton town balance, CT
 Groton Long Point borough, CT
 Jewett City borough, CT
 Ledyard town, CT
 Lisbon town, CT
 Montville town, CT
 New London city, CT
 North Stonington town, CT
 Norwich city, CT
 Old Lyme town, CT
 Preston town, CT
 Salem town, CT
 Sprague town, CT
 Stonington borough, CT
 Stonington town, CT
 Waterford town, CT

Windham County, CT (part)
 Canterbury town, CT
 Plainfield town, CT

Washington County, RI (part)
 Hopkinton town, RI
 Westerly town, RI

New York-Northern New Jersey-Long Island, NY-NJ-CT-PA CMSA

Bergen-Passaic, NJ PMSA
 Bergen County, NJ
 Passaic County, NJ

Bridgeport, CT PMSA
 Fairfield County, CT (part)
 Bridgeport city, CT
 Easton town, CT
 Fairfield town, CT
 Monroe town, CT
 Shelton city, CT
 Stratford town, CT
 Trumbull town, CT

New Haven County, CT (part)
 Ansonia city, CT
 Beacon Falls town, CT
 Derby city, CT
 Milford city (balance), CT
 Oxford town, CT
 Seymour town, CT
 Woodmont borough, CT

New York-Northern New Jersey-Long Island, NY-NJ-CT-PA CMSA—Con.

Danbury, CT PMSA
 Fairfield County, CT (part)
 Bethel town, CT
 Brookfield town, CT
 Danbury city, CT
 New Fairfield town, CT
 Newtown borough, CT
 Newtown town, CT
 Redding town, CT
 Ridgefield town, CT
 Sherman town, CT

Litchfield County, CT (part)
 Bridgewater town, CT
 New Milford town, CT
 Roxbury town, CT
 Washington town, CT

Dutchess County, NY PMSA
 Dutchess County, NY

Jersey City, NJ PMSA
 Hudson County, NJ

Middlesex-Somerset-Hunterdon, NJ PMSA
 Hunterdon County, NJ
 Middlesex County, NJ
 Somerset County, NJ

Monmouth-Ocean, NJ PMSA
 Monmouth County, NJ
 Ocean County, NJ

Nassau-Suffolk, NY PMSA
 Nassau County, NY
 Suffolk County, NY

New Haven-Meriden, CT PMSA
 Middlesex County, CT (part)
 Clinton town, CT
 Killingworth town, CT

New Haven County, CT (part)
 Bethany town, CT
 Branford town, CT
 Cheshire town, CT
 East Haven town, CT
 Guilford town, CT
 Hamden town, CT
 Madison town, CT
 Meriden city, CT
 New Haven city, CT
 North Branford town, CT
 North Haven town, CT
 Orange town, CT
 Wallingford town, CT
 West Haven city, CT
 Woodbridge town, CT

New York, NY PMSA
 Bronx County, NY
 Kings County, NY
 New York County, NY
 Putnam County, NY

New York-Northern New Jersey-Long Island, NY-NJ-CT-PA CMSA—Con.

New York, NY PMSA—Con.

Queens County, NY

Richmond County, NY

Rockland County, NY

Westchester County, NY

Newark, NJ PMSA

Essex County, NJ

Morris County, NJ

Sussex County, NJ

Union County, NJ

Warren County, NJ

Newburgh, NY-PA PMSA

Orange County, NY

Pike County, PA

Stamford-Norwalk, CT PMSA

Fairfield County, CT (part)

Darien town, CT

Greenwich town, CT

New Canaan town, CT

Norwalk city, CT

Stamford city, CT

Weston town, CT

Westport town, CT

Wilton town, CT

New York-Northern New Jersey-Long Island, NY-NJ-CT-PA CMSA—Con.

Trenton, NJ PMSA

Mercer County, NJ

Waterbury, CT PMSA

Litchfield County, CT (part)

Bethlehem town, CT

Thomaston town, CT

Watertown town, CT

Woodbury town, CT

New Haven County, CT (part)

Middlebury town, CT

Naugatuck borough, CT

Prospect town, CT

Southbury town, CT

Waterbury city, CT

Wolcott town, CT

Stamford-Norwalk, CT PMSA—see New York-Northern New Jersey-Long Island, NY-NJ-CT-PA CMSA

Waterbury, CT PMSA—see New York-Northern New Jersey-Long Island, NY-NJ-CT-PA CMSA

Worcester, MA-CT PMSA—see Boston-Worcester-Lawrence, MA-NH-ME-CT CMSA

Appendix E.

Percent of Sales Data Based on Administrative Records and Estimation for the State: 1992

[For meaning of abbreviations and symbols and for more information on reliability of data, see introductory text. For explanation of terms and comparability of 1987 and 1992 censuses, see appendix A]

SIC code	Kind of business	Percent of sales† —		SIC code	Kind of business	Percent of sales‡ —	
		From administrative records ¹	Estimated ²			From administrative records ¹	Estimated ²
	Wholesale trade -----	1.8	1.8		Wholesale trade —Con.		
50	Durable goods -----	2.4	2.5	50	Durable goods —Con.		
				509	Miscellaneous durable goods -----	(D)	(D)
				5091	Sporting and recreational goods and supplies -----	3.7	6.7
				5092	Toys and hobby goods and supplies -----	58.3	3.8
501	Motor vehicles and motor vehicle parts and supplies -----	2.4	3.9	5093	Scrap and waste materials -----	4.5	7.6
5012	Automobiles and other motor vehicles -----	1.9	1.2	5094	Jewelry, watches, precious stones, and precious metals -----	.1	—
5013	Motor vehicle supplies and new parts -----	4.3	14.1	5099	Durable goods, n.e.c. -----	(D)	(D)
5014	Tires and tubes -----	1.2	—				
5015	Motor vehicle parts, used -----	13.3	10.0	51	Nondurable goods -----	1.3	1.0
				511	Paper and paper products -----	1.0	1.8
502	Furniture and homefurnishings -----	(D)	(D)	5111	Printing and writing paper -----	.1	.4
5021	Furniture -----	(D)	(D)	5112	Stationery and office supplies -----	1.7	1.2
5023	Homefurnishings -----	7.8	6.5	5113	Industrial and personal service paper -----	3.2	9.4
				512	Drugs, drug proprietaries, and druggists' sundries -----	.6	1.1
503	Lumber and other construction materials -----	9.3	4.5	5122	Drugs, drug proprietaries, and druggists' sundries -----	.6	1.1
5031	Lumber, plywood, millwork, and wood panels -----	7.0	3.9	513	Apparel, piece goods, and notions -----	3.6	5.0
5032	Brick, stone, and related construction materials -----	16.9	4.5	5131	Piece goods, notions, and other dry goods -----	10.7	7.7
5033	Roofing, siding, and insulation materials -----	10.8	.1	5136	Men's and boys' clothing and furnishings -----	4.4	19.9
5039	Construction materials, n.e.c. -----	7.5	15.5	5137	Women's, children's, and infants' clothing and accessories -----	2.5	4.1
				5139	Footwear -----	2.7	.5
504	Professional and commercial equipment and supplies -----	3.5	3.4	514	Groceries and related products -----	3.5	1.2
5043	Photographic equipment and supplies -----	3.0	2.4	5141	Groceries, general line -----	.7	.4
5044	Office equipment -----	2.9	5.8	5142	Packaged frozen foods -----	1.7	1.3
5045	Computers and computer peripheral equipment and software -----	6.5	4.3	5143	Dairy products, except dried or canned -----	1.8	1.1
5046	Commercial equipment, n.e.c. -----	11.7	2.0	5144	Poultry and poultry products -----	55.2	—
5047	Medical, dental, and hospital equipment and supplies -----	.3	1.0	5145	Confectionery -----	10.3	.6
5048	Ophthalmic goods -----	—	1.1	5146	Fish and seafoods -----	4.2	3.6
5049	Professional equipment and supplies, n.e.c. -----	.4	10.9	5147	Meats and meat products -----	12.6	.8
				5148	Fresh fruits and vegetables -----	2.6	2.5
505	Metals and minerals, except petroleum -----	2.0	1.4	5149	Groceries and related products, n.e.c. -----	2.4	1.8
5051	Metals service centers and offices -----	2.0	1.7				
5052	Coal and other minerals and ores -----	1.8	.1	515	Farm-product raw materials -----	(D)	(D)
				5153	Grain and field beans -----	(D)	(D)
506	Electrical goods -----	4.6	5.2	5154	Livestock -----	(D)	(D)
5063	Electrical apparatus and equipment, wiring supplies, and construction materials -----	5.2	10.7	5159	Farm-product raw materials, n.e.c. -----	(D)	(D)
5064	Electrical appliances, television and radio sets -----	1.7	1.4				
5065	Electronic parts and equipment, n.e.c. -----	4.8	2.6	516	Chemicals and allied products -----	2.8	2.0
				5162	Plastics materials and basic forms and shapes -----	8.3	2.9
507	Hardware, and plumbing and heating equipment and supplies -----	5.2	5.2	5169	Chemicals and allied products, n.e.c. -----	1.3	1.7
5072	Hardware -----	4.9	4.1				
5074	Plumbing and heating equipment and supplies (hydronics) -----	7.2	3.8	517	Petroleum and petroleum products -----	.4	.3
5075	Warm air heating and air-conditioning equipment and supplies -----	1.3	14.3	5171	Petroleum bulk stations and terminals -----	.6	1.5
5078	Refrigeration equipment and supplies -----	—	2.7	5172	Petroleum and petroleum products wholesalers, except bulk stations and terminals -----	.4	—
				518	Beer, wine, and distilled alcoholic beverages -----	1.3	.3
508	Machinery, equipment, and supplies -----	4.0	8.5	5181	Beer and ale -----	2.9	.3
5082	Construction and mining (except petroleum) machinery and equipment -----	8.3	4.9	5182	Wine and distilled alcoholic beverages -----	.1	.2
5083	Farm and garden machinery and equipment -----	18.8	6.9	519	Miscellaneous nondurable goods -----	(D)	(D)
5084	Industrial machinery and equipment -----	3.9	10.1	5191	Farm supplies -----	7.1	2.2
5085	Industrial supplies -----	2.7	10.9	5192	Books, periodicals, and newspapers -----	1.6	2.6
5087	Service establishment equipment and supplies -----	3.0	3.3	5193	Flowers, nursery stock, and florists' supplies -----	5.9	2.4
5088	Transportation equipment and supplies, except motor vehicles -----	3.6	3.1	5194	Tobacco and tobacco products -----	1.3	.6
				5198	Paints, varnishes, and supplies -----	2.2	10.5
				5199	Nondurable goods, n.e.c. -----	(D)	(D)

¹Includes sales information obtained from administrative records of other Federal agencies.

²Includes sales information which was imputed based on historic company ratios or administrative records, or on industry averages.

Appendix F. Geographic Notes

CONNECTICUT

Colchester special economic urban area includes Colchester borough, which disincorporated in July 1990.

Danielson. See "Killingly town balance."

Groton. See "Groton town balance."

Groton town balance. The term "balance" after the town refers to the residual portion of a town which contains an incorporated place recognized for the 1992 Economic Census. Groton town balance contains all of Groton town except the incorporated place of Groton.

Killingly town balance. The term "balance" after the town refers to the residual portion of a town which contains an incorporated place recognized for the 1992 Economic Census. Killingly town balance contains all of Killingly town except the incorporated place of Danielson.

Milford city (balance). See "Milford consolidated city."

Milford consolidated city is coextensive with Milford town. It includes the borough of Woodmont, which is not populous enough for separate tabulation. Therefore, "Milford city (balance)," which is a place equivalent, refers to the whole consolidated city.

Stafford special economic urban area includes Stafford Springs, which disincorporated in November 1991.

Appendix G.

Establishments in Business Any Time During Year and Establishments in Business at End of Year for the State: 1992 and 1987

[For meaning of abbreviations and symbols, see introductory text. For explanation of terms and comparability of 1987 and 1992 censuses, see appendix A]

SIC code	Kind of business	Establishments in business —			
		Any time during year		At end of year	
		1992	1987	1992	1987
	Wholesale trade	6 262	6 138	5 863	5 810
50	Durable goods	4 272	4 274	4 011	4 063
501	Motor vehicles and automotive parts and supplies	542	551	512	520
5012	Automobiles and other motor vehicles	88	87	81	84
5013	Motor vehicle supplies and new parts	350	352	332	327
5014	Tires and tubes	40	46	37	44
5015	Motor vehicle parts, used	64	66	62	65
502	Furniture and homefurnishings	203	186	184	174
5021	Furniture	97	93	84	89
5023	Homefurnishings	106	93	100	85
503	Lumber and other construction materials	247	262	232	249
5031	Lumber, plywood, millwork, and wood panels	95	105	89	99
5032	Brick, stone, and related construction materials	70	58	66	54
5033	Roofing, siding, and insulation materials	37	47	37	45
5039	Construction materials, n.e.c.	45	52	40	51
504	Professional and commercial equipment and supplies	712	714	670	678
5043	Photographic equipment and supplies	25	24	25	22
5044	Office equipment	147	200	141	193
5045	Computers and computer peripheral equipment and software	272	206	246	196
5046	Commercial equipment, n.e.c.	62	73	60	68
5047	Medical, dental, and hospital equipment and supplies	120	128	117	123
5048	Ophthalmic goods	29	24	27	21
5049	Professional equipment and supplies, n.e.c.	57	59	54	55
505	Metals and minerals, except petroleum	207	199	195	190
5051	Metals service centers and offices	189	183	178	175
5052	Coal and other minerals and ores	18	16	17	15
506	Electrical goods	592	610	564	588
5063	Electrical apparatus and equipment, wiring supplies, and construction materials	306	296	286	285
5064	Electrical appliances, television and radio sets	43	50	43	46
5065	Electronic parts and equipment, n.e.c.	243	264	235	257
507	Hardware, and plumbing and heating equipment and supplies	344	334	331	319
5072	Hardware	111	109	110	98
5074	Plumbing and heating equipment and supplies (hydronics)	159	147	156	145
5075	Warm air heating and air-conditioning equipment and supplies	63	61	55	59
5078	Refrigeration equipment and supplies	11	17	10	17
508	Machinery, equipment, and supplies	1 029	1 000	963	957
5082	Construction and mining (except petroleum) machinery and equipment	52	57	48	54
5083	Farm and garden machinery and equipment	46	52	42	51
5084	Industrial machinery and equipment	544	519	508	502
5085	Industrial supplies	232	219	221	209
5087	Service establishment equipment and supplies	74	89	68	78
5088	Transportation equipment and supplies, except motor vehicles	81	64	76	63
509	Miscellaneous durable goods	396	418	360	388
5091	Sporting and recreational goods and supplies	72	78	68	71
5092	Toys and hobby goods and supplies	37	31	33	29
5093	Scrap and waste materials	118	118	107	107
5094	Jewelry, watches, precious stones, and precious metals	58	69	53	65
5099	Durable goods, n.e.c.	111	122	99	116
51	Nondurable goods	1 990	1 864	1 852	1 747
511	Paper and paper products	337	270	314	261
5111	Printing and writing paper	61	40	60	40
5112	Stationery and office supplies	184	142	170	135
5113	Industrial and personal service paper	92	88	84	86
512	Drugs, drug proprietaries, and druggists sundries	83	76	77	71
5122	Drugs, drug proprietaries, and druggists sundries	83	76	77	71
513	Apparel, piece goods, and notions	168	148	156	140
5131	Piece goods, notions, and other dry goods	52	43	49	40
5136	Men's and boys' clothing and furnishings	42	42	39	41
5137	Women's, children's, and infants' clothing and accessories	48	37	44	34
5139	Footwear	26	26	24	25

SIC code	Kind of business	Establishments in business —			
		Any time during year		At end of year	
		1992	1987	1992	1987
51	Nondurable goods — Con.				
514	Groceries and related products	516	505	480	476
5141	Groceries, general line	61	62	55	59
5142	Packaged frozen foods	33	31	32	31
5143	Dairy products, except dried or canned	40	42	38	40
5144	Poultry and poultry products	13	13	13	13
5145	Confectionery	33	46	30	44
5146	Fish and seafoods	32	27	29	25
5147	Meats and meat products	36	55	34	51
5148	Fresh fruits and vegetables	60	59	56	53
5149	Groceries and related products, n.e.c.	208	170	193	160
515	Farm-product raw materials	23	19	23	19
5153	Grain and field beans	10	6	10	6
5154	Livestock	4	4	4	4
5159	Farm-product raw materials, n.e.c.	9	9	9	9
516	Chemicals and allied products	211	201	193	191
5162	Plastics materials and basic forms and shapes	58	56	53	54
5169	Chemicals and allied products, n.e.c.	153	145	140	137
517	Petroleum and petroleum products	134	122	130	109
5171	Petroleum bulk stations and terminals	84	68	81	59
5172	Petroleum and petroleum products wholesalers, except bulk stations and terminals	50	54	49	50
518	Beer, wine, and distilled alcoholic beverages	58	52	53	47
5181	Beer and ale	28	29	26	27
5182	Wine and distilled alcoholic beverages	30	23	27	20
519	Miscellaneous nondurable goods	460	471	426	433
5191	Farm supplies	57	87	54	78
5192	Books, periodicals, and newspapers	84	72	77	66
5193	Flowers, nursery stock, and florists' supplies	48	47	46	47
5194	Tobacco and tobacco products	44	36	41	34
5198	Paints, varnishes and supplies	40	32	39	30
5199	Nondurable goods, n.e.c.	187	197	169	178

Publication Program

1992 CENSUS OF WHOLESALE TRADE

Publications of the 1992 Census of Wholesale Trade, containing data on wholesale trade establishments with payroll in the United States, are described below. Publications order forms for specific reports may be obtained from any Department of Commerce district office or from Data User Services Division, Customer Services, Bureau of the Census, Washington, DC 20233-8300. The first results were issued in press releases. Final detailed statistics are issued in separate paperbound reports and compact disc-read only memory (CD-ROM).

Final Reports

Geographic area series—52 reports (WC92-A-1 to -52)

A separate paperbound report containing data for establishments with payroll is published for each State, the District of Columbia, and the United States. Each report presents general statistics for establishments with payroll, on number of establishments, sales, payroll, employment, operating expenses, and inventories. At the State level, data also are presented separately for the following types of wholesale operations: merchant wholesalers; manufacturers' sales branches and offices; and agents, brokers, and commission merchants. Less type-of-operation detail is shown below the State level. For States, MA's, and counties and places with 200 wholesale establishments or more, statistics are presented by kind of business. Greater kind-of-business detail is shown for larger areas. In addition, data are shown for all places with 2,500 inhabitants or more and all counties (with no kind-of-business detail). For each State, the District of Columbia, and the United States, 1992 data are provided on sales and employees per establishment, sales and payroll per employee, payroll as a percent of operating expenses, and operating expenses and end-of-year inventories as percentages of sales. Comparative statistics showing percent changes in sales and payroll between 1987 and 1992 also are shown by kind of business.

Subject series—4 reports (WC92-S-1 to -4)

The *Establishment and Firm Size* report (WC92-S-1) presents data for establishments with payroll, based on size of establishment, size of company or firm, and legal form of organization. Establishment statistics are presented by sales size and by employment size; statistics for firms by sales size (including concentration by largest firms), by employment size, and by number of establishments operated (single units and multiunits). Statistics are presented by kind of business on the number of establishments, sales, payroll, and employment for the United States.

The *Measures of Value Produced, Capital Expenditures, Depreciable Assets, and Operating Expenses* report (WC92-S-2) presents data on measures of value produced, capital expenditures, depreciable assets, and operating expenses for firms with payroll

for the United States by major kinds of business. Measures of value produced include gross margin, value added, and net income produced at market prices and factor costs. Operating expenses include annual payroll, supplemental labor costs, purchased services, etc. Sales, purchases, and beginning and ending inventories data also are provided.

The *Commodity Line Sales* report (WC92-S-3) presents data on major categories of commodities sold by wholesale kinds of business for the United States. Data for 15 selected MA's and 15 selected States will be available on electronic media only. Tables present data for each kind of business and show, for each commodity line, the number of establishments handling the line and their sales of the line; the percentage of total sales of the kind of business accounted for by each of the lines carried; and, for establishments actually handling a specific line, the percentage of total sales represented by sales of that line. Summary statistics also are provided for the broad commodity line categories, including counts of establishments and the amount and percentage of the line sold by various kinds of wholesale businesses.

The *Miscellaneous Subjects* report (WC92-S-4) contains data by kind of business on employment by principal activity; sales by class of customer; inventory valuation methods; commissions and gross selling value of business conducted for others by agents and brokers; gross margins, gross profits, and their components; and on petroleum bulk stations and terminals. Data are presented for the United States as a whole; for petroleum bulk stations and terminals, States, and counties.

Electronic Media

All data included in the printed reports are available on CD-ROM. The CD-ROM's provide the same information found in the final reports as well as additional information not published in the final reports, such as commodity line sales data for States (WC92-S-3). Electronic media products are available for users who wish to summarize, rearrange, or process large amounts of data. These products, with corresponding technical documentation, are sold by Data User Services Division, Customer Services, Bureau of the Census, Washington, DC 20233-8300.

OTHER ECONOMIC CENSUS REPORTS

Data on retail trade, service industries, transportation, communications, utilities, financial, insurance, real estate, construction industries, manufactures, mineral industries, enterprise statistics, minority-owned business enterprises, and women-owned businesses also are available from the 1992 Economic Census. A separate series of reports covers the census of outlying areas: Puerto Rico, Virgin Islands of the United States, Guam, and the Northern Marianas. Separate announcements describing these reports are available free of charge from Data User Services Division, Customer Services, Bureau of the Census, Washington, DC 20233-8300.