

# 1992

# Census of

# Wholesale Trade


---

WC92-A-3

GEOGRAPHIC AREA SERIES

# Arizona

---



# 1992 Census of Wholesale Trade

---

WC92-A-3

GEOGRAPHIC AREA SERIES

## Arizona

---

+



+



**U.S. Department of Commerce**  
**Ronald H. Brown**, Secretary  
**David J. Barram**, Deputy Secretary

**Economics and Statistics Administration**  
**Everett M. Ehrlich**, Under Secretary  
for Economic Affairs

**BUREAU OF THE CENSUS**  
**Harry A. Scarr**, Acting Director

---

## Acknowledgments

Many persons participated in the various activities of the 1992 Census of Wholesale Trade. The overall planning and review of the census operations were performed by the Economic Census Staff of the Economic Planning and Coordination Division.

This report was prepared in the Services Division. **Bobby E. Russell**, Assistant Chief for Census Programs, was responsible for the overall planning, management, and coordination of the census of wholesale trade. Planning and implementation were under the direction of **John R. Trimble**, Chief, Wholesale Census Branch, with primary staff assistance by **Steven L. Barron**, **John L. Vignali**, **Gary E. Swenson**, **Scott P. Handmaker**, **Daniel C. Collier**, **Barbara A. Collier**, **Cary L. Fletcher**, **Dennis R. Johnson**, and **Karen K. Sigmon**.

Systems and procedures for mailout, receipt, correspondence, data input, industry classification, other clerical processing, administrative record processing, quality control, and the associated electronic computer programs, were developed in the Economic Planning and Coordination Division.

Mailout preparation and receipt operations, clerical and analytical review activities, data keying, and geocoding review were performed by the staff of the Data Preparation Division, **Judith N. Petty**, Chief.

Geographic coding procedures and associated computer programs were developed by the staff of the Geography Division.

The computer processing systems were developed and coordinated in the Economic Statistical Methods and Programming Division, **Charles P. Pautler, Jr.**, Chief. **H. Ray Dennis**, Assistant Chief for Business Programs, was responsible for the design and implementation of the computer systems. The computer programs were prepared under the supervision of **Steven G. McCraith**, Chief, Utilities and Financial Census Branch, and **William C. Wester**, Chief, Business Census Branch, assisted by **Dennis P. Kelly**, **Barbara L. Lambert**, **Josephine S. McLaughlin**, **William D. McClain**, **David Wang**, and **David L. Sipes**.

Computer processing was performed in the Computer Services Division, **Marvin D. Raines**, Chief.

The staff of the Administrative and Publications Services Division, **Walter C. Odom**, Chief, performed planning, design, composition, editorial review, and printing planning and procurement for publications and report forms. **Gladys Rea** provided publication coordination and editing.

Special acknowledgment is also due the many businesses whose cooperation has contributed to the publication of these data.

If you have any questions concerning the statistics in this report, call 301-763-5281.



**Economics and Statistics  
Administration**

**Everett M. Ehrlich**, Under Secretary  
for Economic Affairs



**BUREAU OF THE CENSUS**

**Harry A. Scarr**, Acting Director

**Paula J. Schneider**, Principal Associate  
Director for Programs

**Charles A. Waite**, Associate Director for  
Economic Programs

**Thomas L. Mesenbourg**, Assistant Director for  
Economic Programs

**ECONOMIC PLANNING AND COORDINATION DIVISION**

**Thomas L. Mesenbourg**, Acting Chief

**SERVICES DIVISION**

**Thomas L. Mesenbourg**, Acting Chief

# Introduction to the Economic Census

## PURPOSES AND USES OF THE ECONOMIC CENSUS

The economic census is the major source of facts about the structure and functioning of the Nation's economy. It provides essential information for government, business, industry, and the general public.

The economic census furnishes an important part of the framework for such composite measures as the gross domestic product, input/output measures, production and price indexes, and other statistical series that measure short-term changes in economic conditions.

Policymaking agencies of the Federal Government use the data, especially in monitoring economic activity and providing assistance to business.

State and local governments use the data to assess business activities and tax bases within their jurisdictions and to develop programs to attract business.

Trade associations study trends in their own and competing industries and keep their members informed of market changes.

Individual businesses use the data to locate potential markets and to analyze their own production and sales performance relative to industry or area averages.

## AUTHORITY AND SCOPE

Title 13 of the United States Code (sections 131, 191, and 224) directs the Census Bureau to take the economic census every 5 years, covering years ending in 2 and 7. The 1992 Economic Census consists of the following eight censuses:

- Census of Retail Trade
- Census of Wholesale Trade
- Census of Service Industries
- Census of Financial, Insurance, and Real Estate Industries
- Census of Transportation, Communications, and Utilities
- Census of Manufactures
- Census of Mineral Industries
- Census of Construction Industries

Special programs also cover enterprise statistics and minority-owned and women-owned businesses. (The 1992 Census of Agriculture and 1992 Census of Governments are conducted separately.) The next economic census is scheduled to be taken in 1998 covering the year 1997.

## AVAILABILITY OF THE DATA

The results of the economic census are available in printed reports for sale by the U.S. Government Printing Office and on compact discs for sale by the Census Bureau. Order forms for all types of products are available on request from Customer Services, Bureau of the Census, Washington, DC 20233-8300. A more complete description of publications being issued from this census is on the inside back cover of this document.

Census facts are also widely disseminated by trade associations, business journals, and newspapers. Volumes containing census statistics are available in most major public and college libraries. Finally, State data centers in every State as well as business and industry data centers in many States also supply economic census statistics.

## WHAT'S NEW IN 1992

The 1992 Economic Census covers more of the economy than any previous census. New for 1992 are data on communications, utilities, finance, insurance, and real estate, as well as coverage of more transportation industries. The economic, agriculture, and governments censuses now collectively cover nearly 98 percent of all economic activity.

Among other changes, new 1992 definitions affect the boundaries of about a third of all metropolitan areas. Also, the Survey of Women-Owned Businesses has now been expanded to include all corporations.

## HISTORICAL INFORMATION

The economic census has been taken as an integrated program at 5-year intervals since 1967 and before that for 1963, 1958, and 1954. Prior to that time, the individual subcomponents of the economic census were taken separately at varying intervals.

The economic census traces its beginnings to the 1810 Decennial Census, when questions on manufacturing were included with those for population. Coverage of economic activities was expanded for 1840 and subsequent censuses to include mining and some commercial activities. In 1902, Congress established a permanent Census Bureau and directed that a census of manufactures be taken every 5 years. The 1905 Manufactures Census was the first time a census was taken apart from the regular every-10-year population census.

The first census of business was taken in 1930, covering 1929. Initially it covered retail and wholesale trade and construction industries, but it was broadened in 1933 to include some of the service trades.

The 1954 Economic Census was the first census to be fully integrated—providing comparable census data across economic sectors, using consistent time periods, concepts, definitions, classifications, and reporting units. It was the first census to be taken by mail, using lists of firms provided by the administrative records of other Federal agencies. Since 1963, administrative records also have been used to provide basic statistics for very small firms, reducing or eliminating the need to send them census questionnaires. The Enterprise Statistics Program, which publishes combined data from the economic census, was made possible with the implementation of the integrated census program in 1954.

The range of industries covered in the economic censuses has continued to expand. The census of construction industries began on a regular basis in 1967, and the scope of service industries was broadened in 1967, 1977, and 1987. The census of transportation began in 1963 as a set of surveys covering travel, transportation of commodities, and trucks, but expanded in 1987 to cover business establishments in several transportation industries. For 1992, these statistics are incorporated into a broadened census of transportation, communications, and utilities. Also new for 1992 is the census of financial, insurance, and real estate industries. This is part of a gradual expansion in coverage of industries previously subjected to government regulation.

The Survey of Minority-Owned Business Enterprises was first conducted as a special project in 1969 and was incorporated into the economic census in 1972 along with the Survey of Women-Owned Businesses.

An economic census has also been taken in Puerto Rico since 1909, in the Virgin Islands of the United States and Guam since 1958, and in the Commonwealth of the Northern Mariana Islands since 1982.

Statistical reports from the 1987 and earlier censuses provide historical figures for the study of long-term time series and are available in some large libraries. All of the census data published since 1967 are still available for sale on microfiche from the Census Bureau.

## AVAILABILITY OF MORE FREQUENT ECONOMIC DATA

While the census provides complete enumerations every 5 years, there are many needs for more frequent data as well. The Census Bureau conducts a number of monthly, quarterly, and annual surveys, with the results appearing in publication series such as Current Business Reports (retail and wholesale trade and service industries), the Annual Survey of Manufactures, Current Industrial Reports, and the Quarterly Financial Report. Most of these surveys, while providing more frequent observations, yield less kind-of-business and geographic detail than the census. The County Business Patterns program offers annual statistics on the number of establishments, employment, and payroll classified by industry within each county.

## SOURCES FOR MORE INFORMATION

More information about the scope, coverage, classification system, data items, and publications for each of the economic censuses and related surveys is published in the *Guide to the 1992 Economic Census and Related Statistics*. More information on the methodology, procedures, and history of the census will be published in the *History of the 1992 Economic Census*. Contact Customer Services for information on availability.

# Census of Wholesale Trade

## GENERAL

The 1992 Census of Wholesale Trade, part of the 1992 Economic Census, covered wholesale trade as defined in the *Standard Industrial Classification Manual: 1987*<sup>1</sup> (SIC). It included all establishments with one or more paid employees primarily engaged in selling merchandise to retailers; other wholesalers; or industrial, commercial, institutional, farm, or professional users. Companies selling products to which they have title, as well as those acting as agents or brokers in buying or selling merchandise to others, are included. The census excluded governmental organizations classified in the covered industries except for wholesale liquor establishments operated by State and local governments.

The basic tabulations in this report do not include data for establishments which are "auxiliary" (primary function is providing a service, such as warehouses) to other establishments within the same organization. Data for auxiliaries are presented in a subsequent report issued as part of the 1992 Enterprise Statistics reports.

Wholesale firms without employees are excluded from the census. In the census of retail trade, the sales of firms with no paid employees are derived from administrative records of other Federal agencies rather than from a direct canvass. These sources proved impractical for wholesale firms without paid employees. In the census of wholesale trade, the sales value is the gross volume of business conducted. Firms which operated wholly or partly on a commission basis must provide both the gross volume of business conducted and commission receipts on census forms. Agents and brokers do not report to other Federal agencies the gross selling value of goods. Moreover, administrative records make no distinction between commission receipts and sales of products by wholesalers.

Appendix A gives a more detailed explanation of census coverage and methodology.

## CENSUS DISCLOSURE RULES

In accordance with Federal law governing census reports, no data are published that would disclose the operations of an individual establishment or business. However, the number of establishments in a kind-of-business

classification is not considered a disclosure, therefore, this information may be released even though other information is withheld.

## GEOGRAPHIC AREAS COVERED

This report series presents data for the following areas:

1. The United States as a whole.
2. Each State and the District of Columbia
3. Each consolidated metropolitan statistical area (CMSA) and primary metropolitan statistical area (PMSA) defined by the Office of Management and Budget (OMB) as of June 30, 1993. A CMSA is an area used to facilitate the presentation and analysis of data for large concentrations of metropolitan populations. It includes two or more contiguous PMSA's which have a population of at least 1,000,000<sup>2</sup> and which meet specific criteria of urban character and of social and economic integration.
4. Each metropolitan statistical area (MSA) defined by the OMB as of June 30, 1993. An MSA is an integrated economic and social unit with a population nucleus of at least 50,000 inhabitants.<sup>2</sup> Each MSA consists of one or more counties meeting standards of metropolitan character; in New England, cities and towns rather than counties are the component geographic units.
5. The area within the State outside metropolitan areas (MA's).
6. Each county or county equivalent.<sup>3</sup> Counties are the primary divisions of States, except in Louisiana where they are called parishes and in Alaska where they are called boroughs and census areas. Maryland, Missouri, Nevada, and Virginia have one place or more that is independent of any county organization and constitutes primary divisions of their States. These places are treated as counties and as places.
7. Each consolidated city.<sup>3</sup> Consolidated cities are consolidated governments which consists of separately incorporated municipalities.
8. Each municipality of 2,500 inhabitants or more incorporated as a city, borough, village, or town.<sup>2 3</sup>

<sup>1</sup>*Standard Industrial Classification Manual: 1987*. For sale by Superintendent of Documents, U.S. Government Printing Office, Washington, DC 20402. Stock No. 041-001-00314-2.

<sup>2</sup>According to 1990 Census of Population or subsequent special census.

<sup>3</sup>Those defined as of January 1, 1992.

For the economic census, boroughs and census areas in Alaska, and boroughs in New York, are not included in this category.

9. Special economic urban areas (SEUA's), which include townships in Michigan, New Jersey, and Pennsylvania and towns in New York, Wisconsin, and the six New England States with 10,000 inhabitants or more.<sup>4</sup>

## DOLLAR VALUES

All dollar values presented in this report are expressed in current dollars, i.e., 1992 data are expressed in 1992 dollars and 1987 data in 1987 dollars. Consequently, when making comparisons to prior years, users of the data should consider the inflation that has occurred

## RELIABILITY OF DATA

All data compiled in this report originated from either census questionnaires or administrative records of other Federal agencies and, therefore, are not subject to sampling errors. However, the data are subject to nonsampling errors. Nonsampling errors can be attributed to many sources: inability to identify all cases in the actual universe; definition and classification difficulties; differences in the interpretation of questions; errors in recording or coding the data obtained; and other errors of collection, response, coverage, and estimation for missing or misreported data.

The accuracy of these tabulated data is determined by the joint effects of the various nonsampling errors. No direct measurement of these effects has been obtained except for estimation for missing or misreported data; however, precautionary steps were taken in all phases of the collection, processing, and tabulation of the data in an effort to minimize the effects of nonsampling errors.

The Census Bureau obtains on computer tape limited information extracted from administrative records of other Federal agencies. This information is used in conjunction with other information available to the Census Bureau to develop estimates for nonemployers, small employers, and other establishments for which responses were not received in time for publication. For an indication of the extent that data included in these reports were obtained from the administrative records of other Federal agencies and from estimation, rather than reports directly from respondents, see appendix E. Also, see appendix A for a more detailed explanation of census coverage and methodology.

## SPECIAL TABULATIONS

Special tabulations of data collected in the 1992 Census of Wholesale Trade may be obtained, depending on availability of time and personnel, on diskette, computer tape,

<sup>4</sup>According to 1990 Census of Population or subsequent special census.

or in tabular form. The data will be in summary form and subject to the same rules prohibiting disclosure of confidential information (including name, address, kind of business, or other data for individual business establishments or companies) as are the regular publications.

Special tabulations are prepared on a cost basis. A request for a cost estimate, as well as exact specifications on the type and format of the data to be provided, should be directed to the Chief, Services Division, Bureau of the Census, Washington, DC 20233.

To discuss a special tabulation before submitting specifications, call 1-800-541-8345.

## ABBREVIATIONS AND SYMBOLS

The following abbreviations and symbols are used in this publication:

–	Represents zero.
(D)	Withheld to avoid disclosing data for individual companies; data are included in broader kind-of-business totals.
(IC)	Independent city.
(NA)	Not available.
(NC)	Not comparable.
(X)	Not applicable.
CMSA	Consolidated metropolitan statistical area.
MA	Metropolitan area.
MSA	Metropolitan statistical area.
n.e.c.	Not elsewhere classified.
PMSA	Primary metropolitan statistical area.
pt.	Part.
r	Revised.
SEUA	Standard economic urban area.
SIC	Standard Industrial Classification.

The following symbols are used in this publication to show employment size ranges for employment data that has been withheld to avoid disclosing data for individual companies (employment size range codes are provided for the first time in the 1992 Economic Census):

Symbol	Employment size
AA	0—19
BB	20—99
CC	100—249
EE	250—499
FF	500—999
GG	1,000—2,499
HH	2,500—4,999
II	5,000—9,999
JJ	10,000—24,999
KK	25,000—49,999
LL	50,000—99,999
MM	100,000 or more



# Users' Guide for Locating Statistics in This Report by Table Number

Information shown in tables	Table									
	1	2	3	4	5	6	7	8	9	10
<b>GEOGRAPHIC AREAS</b>										
The State .....	X	X	X						X	X
Metropolitan Areas (MA's) in the State.....							X			
Area of the State not in any MA .....								X		
Counties in the State .....				X						X
Places in the State .....				<sup>2</sup> X	<sup>1</sup> X	<sup>1</sup> X			<sup>2</sup> X	
<b>DATA ITEMS<sup>3</sup></b>										
Establishments.....	X		X	<sup>4</sup> X	<sup>4</sup> X	<sup>4</sup> X	<sup>4</sup> X	<sup>4</sup> X		
Sales .....	X		X	<sup>4</sup> X	<sup>4</sup> X	<sup>4</sup> X	<sup>4</sup> X	<sup>4</sup> X	X	X
Annual payroll .....	X		X	<sup>4</sup> X	<sup>4</sup> X	<sup>4</sup> X	<sup>4</sup> X	<sup>4</sup> X		
First-quarter payroll.....	X									
Paid employees for pay period including March 12, 1992 .....	X		X	<sup>5</sup> X	<sup>5</sup> X	<sup>5</sup> X	<sup>5</sup> X	<sup>5</sup> X		
Inventories .....	X									
Operating expenses .....	X									
Sales per establishment.....		X								
Sales per employee .....		X								
Annual payroll per employee.....		X								
Annual payroll as a percent of operating expenses.....		X								
Employees per establishment.....		X								
Operating expenses as a percent of sales .....		X								
End-of-year inventories as a percent of sales....		X								
1987 to 1992 comparative statistics (sales, payroll, etc.).....			X							
Counties ranked by volume of sales .....										X
Places ranked by volume of sales.....									<sup>2</sup> X	

<sup>1</sup>Includes areas with 200 wholesale establishments or more.

<sup>2</sup>Includes places with 2,500 inhabitants or more, according to the 1990 Census of Population.

<sup>3</sup>See Explanation of Terms, appendix A.

<sup>4</sup>Manufacturers' sales branches and offices, and agents, brokers, and commission merchants are combined and displayed as "other types of operation."

<sup>5</sup>Presented for total and merchant wholesalers only.

# Users' Guide for Locating Statistics in the 1992 Census of Wholesale Trade Reports

Report and geographic area	Information shown in reports by kind of business or industry category										
	Number of establishments	Sales (\$1,000)	Payroll (\$1,000)	Number of employees	Inventories (\$1,000)	Operating expenses (\$1,000)	Commodity line sales (\$1,000)	Sales size and employment size <sup>1</sup>	Legal form of organization	Petroleum bulk stations and terminals	Selected topics
<b>GEOGRAPHIC AREA SERIES</b>											
United States .....	X	X	X	X	X	X	X				
State .....	X	X	X	X	X	X	X				
MA .....	X	X	X	X	X						
County .....	X	X	X	X	X						
Place .....	X	X	X	X	X						
<b>ESTABLISHMENT AND FIRM SIZE (INCLUDING LEGAL FORM OF ORGANIZATION)</b>											
United States .....	X	X	<sup>2</sup> X	<sup>2</sup> X	<sup>2</sup> X	<sup>2</sup> X		X	X		
<b>MEASURES OF VALUE PRODUCED, CAPITAL EXPENDITURES, DEPRECIABLE ASSETS, AND OPERATING EXPENSES</b>											
United States <sup>2</sup> .....		X	X		X	X			X		<sup>3</sup> X
<b>COMMODITY LINE SALES</b>											
United States .....	X	X					X				
State <sup>4</sup> .....	X	X					X				
MA <sup>4</sup> .....	X	X					X				
<b>MISCELLANEOUS SUBJECTS</b>											
United States .....	X	X	X	X	X	X				X	<sup>5</sup> X
State .....					X	X				X	
County .....					X	X				X	

<sup>1</sup>Establishments and firms.

<sup>2</sup>Merchant wholesalers only.

<sup>3</sup>Value produced, capital expenditures, depreciable assets, and selected operating expenses detail.

<sup>4</sup>Available on CD ROM only.

<sup>5</sup>Class of customer; employment by principal activity; detailed type of operation; inventory detail; commissions of agents and brokers; and gross margins, gross profits, and their components of merchant wholesalers.

# Contents

## Arizona

[Page numbers listed here omit the prefix that appears as part of the number of each page]

	Page
Introduction to the Economic Census .....	III
Census of Wholesale Trade .....	V
Users' Guide for Locating Statistics in This Report by Table Number .....	VII
Users' Guide for Locating Statistics in the 1992 Census of Wholesale Trade Reports ...	VIII
Summary of Findings .....	2

### FIGURES

1. Percent of Wholesale Sales by Type of Operation: 1992 and 1987 .....	3
2. Wholesale Sales by Industry Group: 1992 and 1987 .....	4
3. Wholesale Employment by Industry Group: 1992 and 1987 .....	5
Maps .....	6

### TABLES

1. Summary Statistics for the State: 1992 .....	7
2. Selected Ratios for the State: 1992 .....	11
3. Comparative Statistics for the State: 1992 and 1987 .....	14
4. Summary Statistics for Counties and for Places With 2,500 Inhabitants or More: 1992 .....	17
5. Summary Statistics for Places With 200 Establishments or More: 1992 .....	19
6. Summary Statistics for Counties With 200 Establishments or More: 1992 .....	25
7. Summary Statistics for Metropolitan Areas: 1992 .....	27
8. Summary Statistics for the Area Outside Metropolitan Areas: 1992 .....	32
9. Places With 2,500 Inhabitants or More Ranked by Volume of Sales: 1992 .....	34
10. Counties Ranked by Volume of Sales: 1992 .....	34

### APPENDIXES

A. General Explanation .....	A-1
B. Sample Report Form and Instructions .....	B-1
C. Kind-of-Business Titles and Reporting-Form Numbers .....	C-1
D. Metropolitan Areas .....	D-1
E. Percent of Sales Data Based on Administrative Records and Estimation for the State: 1992 .....	E-1
F. Geographic Notes .....	F-1
G. Establishments in Business Any Time During Year and Establishments in Business at End of Year for the State: 1992 and 1987 .....	G-1

Publication Program ..... Inside back cover

## Summary of Findings

---

Arizona had 6,518 wholesale establishments in 1992 with \$28.0 billion in sales. This represents a 11.0 percent increase in wholesale establishments and a 34.6 percent increase in sales over 1987 according to the 1992 Census of Wholesale Trade conducted by the Bureau of the Census, U.S. Department of Commerce.

Merchant wholesalers accounted for 83.4 percent or 5,436 of the total establishments and 60.8 percent or \$17.0 billion of the total sales in 1992 compared with 83.2 percent of the establishments and 59.2 percent of the sales in 1987. Manufacturers' sales branches and offices with 476 establishments and \$7.6 billion in sales and agents, brokers, and commission merchants with 606 establishments and \$3.3 billion in sales made up the rest of the wholesale trade total in 1992.

Computers and computer peripheral equipment and software wholesalers were the largest group of wholesalers by kind of business in terms of sales with \$2.8 billion followed by general-line groceries wholesalers with \$2.2 billion and electronic parts and equipment, n.e.c., wholesalers with \$1.5 billion. Out of 69 kind of business groups, these three accounted for 23.4 percent of the total sales in the State.

Annual payroll for all wholesalers in the State was up from \$1.4 billion in 1987 to \$1.8 billion in 1992. Merchant wholesalers had annual payroll of \$1.4 billion in 1992 while manufacturers' sales branches and offices recorded \$338.3 million and agents, brokers, and commission merchants had \$91.1 million.

Employment by all wholesalers in Arizona as of mid-March 1992 was 68,836, an increase of 6.4 percent since 1987. Merchant wholesalers with 55,826 employees accounted for 81.1 percent of the total wholesale employment in 1992 compared with 82.7 percent in 1987.

Inventories of \$2.2 billion were held at wholesale establishments in the State at the end of 1992. Merchant wholesalers held 79.5 percent of these inventories while manufacturers' sales branches and sales offices held 20.4 percent and agent, brokers, and commission merchants held .2 percent. Inventories of all wholesalers increased during 1992 by 8.3 percent while those of merchant wholesalers increased 10.9 percent.

Payroll per employee in the State averaged \$26.7 thousand for all wholesalers in 1992, an increase of 21.5 percent since 1987. Merchant wholesalers averaged \$25.2 thousand per employee while manufacturers' sales branches and offices was \$36.3 thousand and agents, brokers, and commission merchants were \$24.7 thousand in 1992.

Annual payroll as a percent of operating expenses for all wholesalers increased from 49.7 percent in 1987 to 51.1 percent in 1992. The ratio for merchant wholesalers was 51.2 percent; for manufacturers' sales branches and offices it was 51.1 percent; and for agents, brokers and commission merchants it was 48.4 percent.

**Figure 1. Percent of Wholesale Sales by Type of Operation: 1992 and 1987**

(Percents may not add to 100 because of rounding. For meaning of abbreviations and symbols, see introductory text)

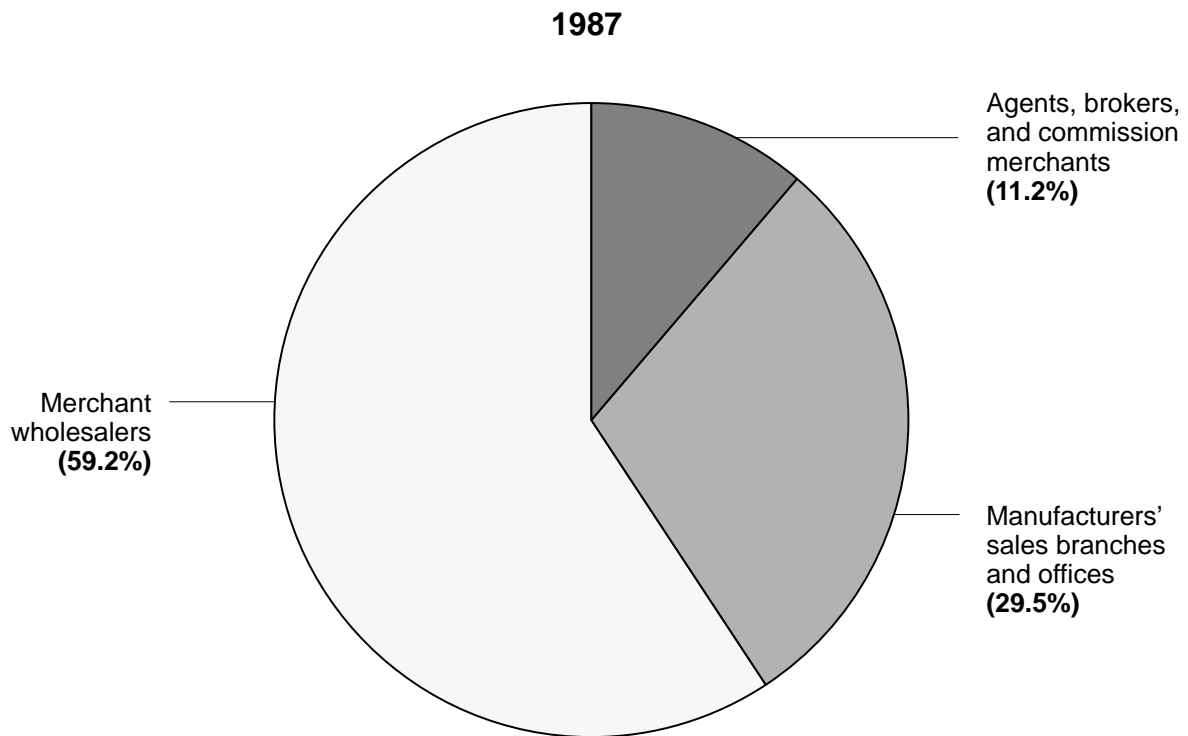
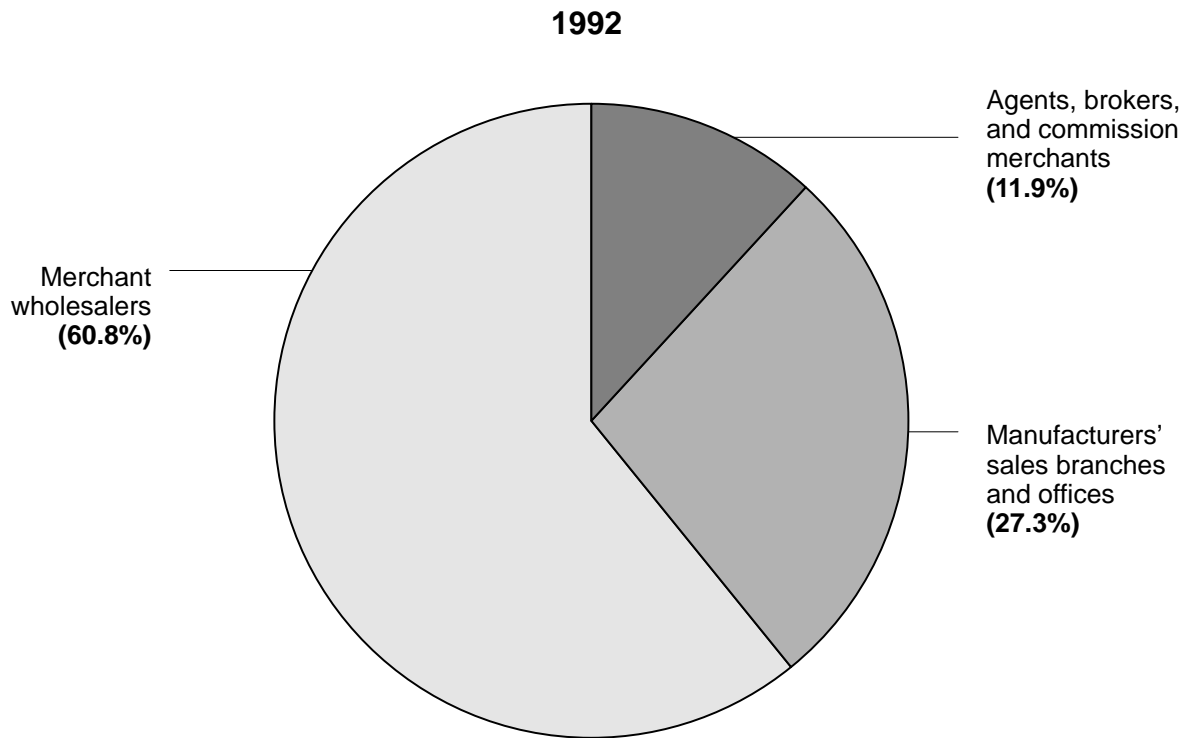




Figure 2. **Wholesale Sales by Industry Group: 1992 and 1987**

(Millions of dollars. For meaning of abbreviations and symbols, see introductory text)

1992   
1987 

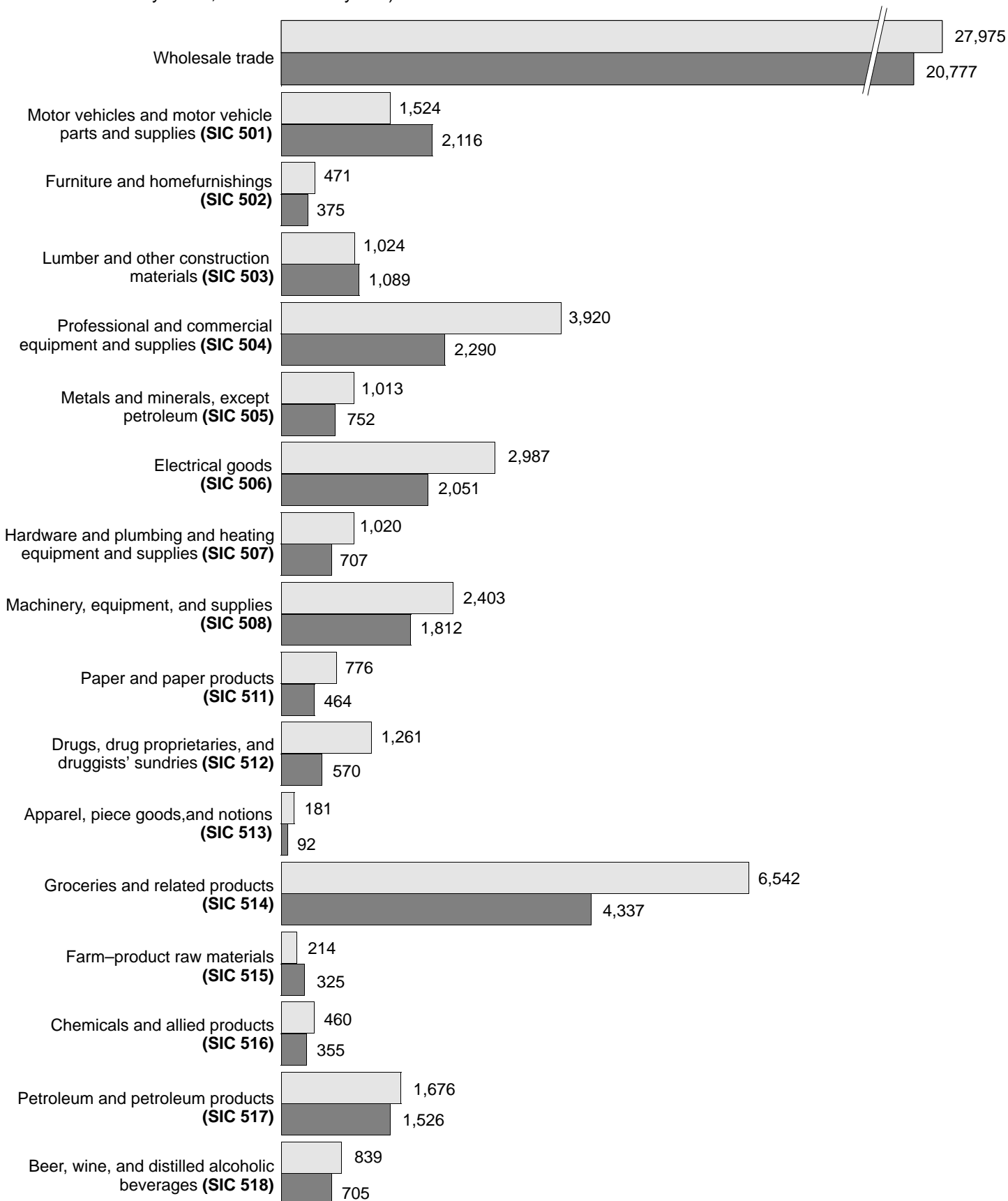
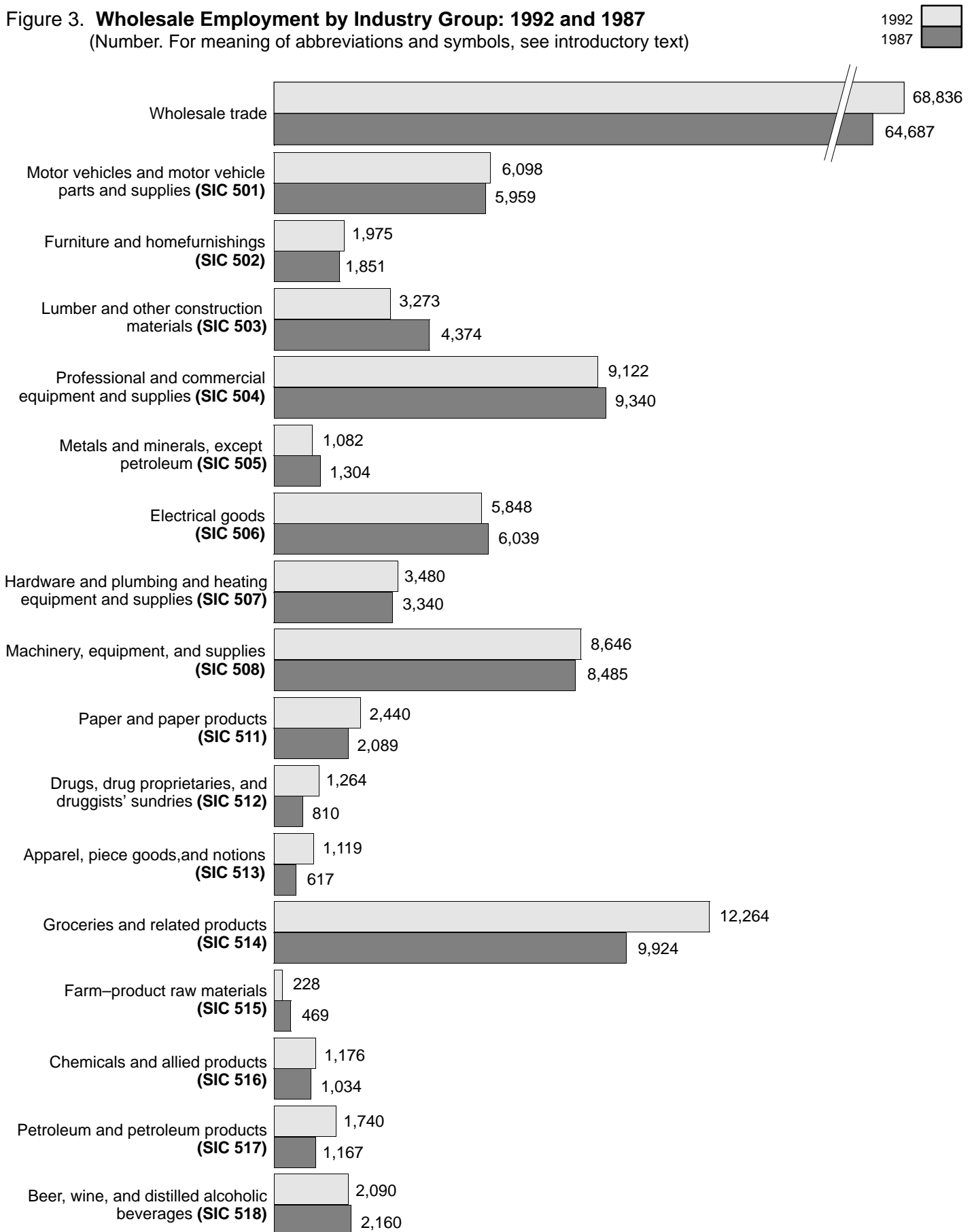


Figure 3. **Wholesale Employment by Industry Group: 1992 and 1987**  
 (Number. For meaning of abbreviations and symbols, see introductory text)







**Table 1. Summary Statistics for the State: 1992**

[For meaning of abbreviations and symbols, see introductory text. For explanation of terms and comparability of 1987 and 1992 censuses, see appendix A]

SIC code	Type of operation and kind of business	Establishments (number)	Sales (\$1,000)	Annual payroll (\$1,000)	First-quarter payroll (\$1,000)	Paid employees for pay period including March 12 (number)	Operating expenses (\$1,000)	End-of-1991 inventories (\$1,000)	End-of-1992 inventories (\$1,000)
	<b>Wholesale trade</b> -----	<b>6 518</b>	<b>27 974 530</b>	<b>1 836 957</b>	<b>445 158</b>	<b>68 836</b>	<b>3 598 123</b>	<b>2 056 170</b>	<b>2 227 012</b>
	<b>TYPES OF OPERATION</b>								
	<b>Merchant wholesalers</b> -----	<b>5 436</b>	<b>16 998 037</b>	<b>1 407 517</b>	<b>335 982</b>	<b>55 826</b>	<b>2 747 331</b>	<b>1 595 315</b>	<b>1 769 488</b>
	Wholesale distributors and jobbers -----	5 200	15 838 723	1 346 102	321 230	53 235	2 602 403	1 536 073	1 695 393
	Importers -----	118	455 986	32 196	8 097	1 260	82 964	36 087	44 423
	Exporters -----	78	(D)	(D)	(D)	EE	(D)	(D)	(D)
	Terminal grain elevators -----	1	(D)	(D)	(D)	AA	(D)	(D)	(D)
	Country grain elevators -----	3	2 670	96	24	6	401	162	158
	Assemblers of farm products, except country grain elevators -----	36	447 040	17 728	4 245	867	37 037	8 027	9 590
	<b>Manufacturers' sales branches and sales offices</b> -----	<b>476</b>	<b>7 638 820</b>	<b>338 307</b>	<b>86 357</b>	<b>9 317</b>	<b>662 370</b>	<b>456 317</b>	<b>453 595</b>
	Sales branches (with stock) -----	280	4 991 227	246 935	62 317	7 308	484 069	456 317	453 595
	Sales offices (without stock) -----	196	2 647 593	91 372	24 040	2 009	178 301	-	-
	<b>Agents, brokers, and commission merchants</b> ----	<b>606</b>	<b>3 337 673</b>	<b>91 133</b>	<b>22 819</b>	<b>3 693</b>	<b>188 422</b>	<b>4 538</b>	<b>3 929</b>
	Auction companies -----	6	(D)	(D)	(D)	FF	(D)	(D)	(D)
	Brokers -----	117	1 054 752	20 238	5 454	870	44 936	1 350	603
	Commission merchants -----	89	622 524	18 605	4 757	774	41 061	1 051	1 273
	Import agents -----	14	24 117	1 131	313	64	2 326	142	-
	Export agents -----	7	(D)	(D)	(D)	BB	(D)	(D)	(D)
	Manufacturers' agents -----	373	1 214 453	45 077	10 694	1 454	87 315	1 761	1 908
	<b>TYPES OF OPERATION BY KIND OF BUSINESS</b>								
	<b>Wholesale trade</b> -----	<b>6 518</b>	<b>27 974 530</b>	<b>1 836 957</b>	<b>445 158</b>	<b>68 836</b>	<b>3 598 123</b>	<b>2 056 170</b>	<b>2 227 012</b>
<b>50</b>	<b>Durable goods</b> -----	<b>4 394</b>	<b>14 856 569</b>	<b>1 160 825</b>	<b>281 906</b>	<b>42 446</b>	<b>2 228 624</b>	<b>1 498 154</b>	<b>1 597 468</b>
501	Motor vehicles and motor vehicle parts and supplies -----	677	1 523 623	124 177	30 853	6 098	246 959	161 311	150 952
5012	Automobiles and other motor vehicles -----	104	770 628	32 044	8 263	1 532	60 266	42 813	35 765
5013	Motor vehicle supplies and new parts -----	386	499 853	62 606	14 858	3 260	124 019	88 357	87 706
5014	Tires and tubes -----	69	202 650	18 888	5 085	683	40 784	22 351	19 890
5015	Motor vehicle parts, used -----	118	50 492	10 639	2 647	623	21 890	7 790	7 591
502	Furniture and homefurnishings -----	243	471 083	48 876	11 442	1 975	105 857	36 542	37 606
5021	Furniture -----	109	211 850	18 905	4 314	779	37 968	12 676	12 809
5023	Homefurnishings -----	134	259 233	29 971	7 128	1 196	67 889	23 866	24 797
503	Lumber and other construction materials -----	329	1 024 223	82 767	19 207	3 273	166 351	82 453	84 021
5031	Lumber, plywood, millwork, and wood panels -----	118	526 661	35 218	7 862	1 390	69 674	39 343	39 761
5032	Brick, stone, and related construction materials -----	92	132 012	16 468	3 844	632	32 999	14 647	15 561
5033	Roofing, siding, and insulation materials -----	35	217 577	13 079	3 174	497	29 091	15 179	15 796
5039	Construction materials, n.e.c. -----	84	147 973	18 002	4 327	754	34 587	13 284	12 903
504	Professional and commercial equipment and supplies ----	712	3 920 464	314 153	78 995	9 122	550 894	255 236	300 665
5043	Photographic equipment and supplies -----	14	114 939	7 576	2 006	221	15 436	4 177	2 777
5044	Office equipment -----	126	304 559	68 324	18 164	2 429	118 886	33 961	34 205
5045	Computers and computer peripheral equipment and software -----	271	2 767 320	161 587	40 350	3 901	269 934	168 375	210 042
5046	Commercial equipment, n.e.c. -----	75	95 739	10 967	2 576	457	21 422	8 056	9 956
5047	Medical, dental, and hospital equipment and supplies ---	158	549 525	51 032	12 317	1 555	96 818	33 488	35 863
5048	Ophthalmic goods -----	22	33 631	6 507	1 829	310	12 453	2 853	3 087
5049	Professional equipment and supplies, n.e.c. -----	46	54 751	8 160	1 753	249	15 945	4 326	4 735
505	Metals and minerals, except petroleum -----	108	1 012 794	26 195	6 723	1 082	54 480	122 882	129 707
5051	Metals service centers and offices -----	99	(D)	(D)	(D)	FF	(D)	(D)	(D)
5052	Coal and other minerals and ores -----	9	(D)	(D)	(D)	CC	(D)	(D)	(D)
506	Electrical goods -----	696	2 987 191	178 147	43 174	5 848	334 380	170 438	189 357
5063	Electrical apparatus and equipment, wiring supplies, and construction materials -----	291	852 339	67 347	16 259	2 486	122 222	67 361	70 146
5064	Electrical appliances, television and radio sets -----	56	604 454	16 637	3 966	525	33 937	16 916	18 747
5065	Electronic parts and equipment, n.e.c. -----	349	1 530 398	94 163	22 949	2 837	178 221	86 161	100 464
507	Hardware, and plumbing and heating equipment and supplies -----	367	1 020 113	88 283	21 634	3 480	169 239	110 308	130 752
5072	Hardware -----	122	432 170	34 741	9 139	1 534	66 071	47 419	60 844
5074	Plumbing and heating equipment and supplies (hydronics) -----	140	353 363	28 731	6 646	1 157	56 555	34 630	39 059
5075	Warm air heating and air-conditioning equipment and supplies -----	74	177 282	19 853	4 600	598	36 650	22 989	25 082
5078	Refrigeration equipment and supplies -----	31	57 298	4 958	1 249	191	9 963	5 270	5 767
508	Machinery, equipment, and supplies -----	862	2 402 546	242 210	56 812	8 646	477 426	502 829	517 815
5082	Construction and mining (except petroleum) machinery and equipment -----	117	443 571	46 581	10 340	1 406	90 730	103 724	126 869
5083	Farm and garden machinery and equipment -----	86	179 122	19 295	4 605	754	37 792	68 298	69 832
5084	Industrial machinery and equipment -----	326	588 829	72 426	17 619	2 652	140 573	72 907	69 919
5085	Industrial supplies -----	157	268 905	30 874	6 879	1 102	55 801	27 893	26 338
5087	Service establishment equipment and supplies -----	117	152 979	28 729	6 927	1 328	54 368	15 745	15 521
5088	Transportation equipment and supplies, except motor vehicles -----	59	769 140	44 305	10 442	1 404	98 162	214 262	209 336
509	Miscellaneous durable goods -----	400	494 532	56 017	13 066	2 922	123 038	56 155	56 593
5091	Sporting and recreational goods and supplies -----	76	102 490	10 113	2 417	501	21 657	16 338	16 904
5092	Toys and hobby goods and supplies -----	33	56 499	4 527	1 410	267	11 235	8 325	7 195
5093	Scrap and waste materials -----	95	158 775	21 484	5 114	1 229	43 987	11 073	11 008
5094	Jewelry, watches, precious stones, and precious metals -	96	106 633	10 976	2 190	454	26 533	14 453	15 222
5099	Durable goods, n.e.c. -----	100	70 135	8 917	1 935	471	19 626	5 966	6 264

**WHOLESALE TRADE—GEOGRAPHIC AREA SERIES**

**ARIZONA AZ-7**

**Table 1. Summary Statistics for the State: 1992 —Con.**

[For meaning of abbreviations and symbols, see introductory text. For explanation of terms and comparability of 1987 and 1992 censuses, see appendix A]

SIC code	Type of operation and kind of business	Establishments (number)	Sales (\$1,000)	Annual payroll (\$1,000)	First-quarter payroll (\$1,000)	Paid employees for pay period including March 12 (number)	Operating expenses (\$1,000)	End-of-1991 inventories (\$1,000)	End-of-1992 inventories (\$1,000)
<b>TYPES OF OPERATION BY KIND OF BUSINESS — Con.</b>									
<b>Wholesale trade — Con.</b>									
<b>51</b>	<b>Nondurable goods</b>	<b>2 124</b>	<b>13 117 961</b>	<b>676 132</b>	<b>163 252</b>	<b>26 390</b>	<b>1 369 499</b>	<b>558 016</b>	<b>629 544</b>
511	Paper and paper products	230	776 071	62 219	15 389	2 440	119 360	54 958	57 457
5111	Printing and writing paper	31	200 051	13 894	3 634	427	27 430	20 054	20 699
5112	Stationery and office supplies	145	323 002	33 600	8 250	1 476	63 189	24 195	24 162
5113	Industrial and personal service paper	54	253 018	14 725	3 505	537	28 741	10 709	12 596
512	Drugs, drug proprietaries, and druggists' sundries	96	1 261 055	48 903	12 328	1 264	93 013	69 721	82 337
5122	Drugs, drug proprietaries, and druggists' sundries	96	1 261 055	48 903	12 328	1 264	93 013	69 721	82 337
513	Apparel, piece goods, and notions	130	180 705	20 369	4 541	1 119	48 600	26 986	33 035
5131	Piece goods, notions, and other dry goods	34	27 306	3 416	927	170	7 709	4 807	4 698
5136	Men's and boys' clothing and furnishings	40	97 294	11 304	2 457	617	25 955	17 416	23 315
5137	Women's, children's, and infants' clothing and accessories	49	46 914	4 708	1 001	283	13 077	4 011	4 124
5139	Footwear	7	9 191	941	156	49	1 859	752	898
514	Groceries and related products	699	6 542 492	305 267	73 640	12 264	598 767	181 962	198 978
5141	Groceries, general line	75	2 246 922	85 997	21 606	2 788	143 514	101 814	112 394
5142	Packaged frozen foods	47	461 044	24 870	5 823	800	47 801	19 815	22 870
5143	Dairy products, except dried or canned	51	655 349	20 174	4 576	717	43 798	8 925	10 180
5144	Poultry and poultry products	16	75 342	2 578	645	133	5 834	947	733
5145	Confectionery	34	153 199	10 414	2 450	680	22 143	2 336	2 508
5146	Fish and seafoods	15	58 988	3 693	869	171	6 770	1 089	964
5147	Meats and meat products	49	656 257	16 691	3 603	684	35 628	8 178	10 319
5148	Fresh fruits and vegetables	183	1 017 589	56 915	13 852	2 603	126 781	6 959	8 473
5149	Groceries and related products, n.e.c.	229	1 217 802	83 935	20 216	3 688	166 498	31 899	30 537
515	Farm-product raw materials	41	213 890	4 900	1 021	228	12 960	5 937	7 453
5153	Grain and field beans	14	55 500	2 135	428	79	5 244	2 830	4 022
5154	Livestock	16	83 099	854	157	82	2 748	1 019	1 131
5159	Farm-product raw materials, n.e.c.	11	75 291	1 911	436	67	4 968	2 088	2 300
516	Chemicals and allied products	153	459 695	39 495	9 639	1 176	77 711	26 254	26 566
5162	Plastics materials and basic forms and shapes	41	133 976	11 016	2 586	380	21 358	11 724	11 344
5169	Chemicals and allied products, n.e.c.	112	325 719	28 479	7 053	796	56 353	14 530	15 222
517	Petroleum and petroleum products	177	1 676 354	43 160	9 795	1 740	106 287	35 126	38 012
5171	Petroleum bulk stations and terminals	129	1 494 434	31 668	7 355	1 323	84 706	31 382	34 180
5172	Petroleum and petroleum products wholesalers, except bulk stations and terminals	48	181 920	11 492	2 440	417	21 581	3 744	3 832
518	Beer, wine, and distilled alcoholic beverages	53	838 582	64 646	15 792	2 090	128 052	64 689	59 691
5181	Beer and ale	33	493 059	42 844	10 089	1 337	84 497	23 158	23 115
5182	Wine and distilled alcoholic beverages	20	345 523	21 802	5 703	753	43 555	41 531	36 576
519	Miscellaneous nondurable goods	545	1 169 117	87 173	21 107	4 069	184 749	92 383	126 015
5191	Farm supplies	181	365 234	26 566	6 472	1 089	59 970	31 971	41 805
5192	Books, periodicals, and newspapers	50	192 871	15 679	3 882	748	31 257	10 023	11 232
5193	Flowers, nursery stock, and florists' supplies	65	59 476	8 782	2 107	591	19 617	15 565	18 153
5194	Tobacco and tobacco products	7	373 021	10 822	2 685	373	20 209	17 791	37 551
5198	Paints, varnishes, and supplies	51	50 706	6 576	1 695	307	15 088	5 552	5 889
5199	Nondurable goods, n.e.c.	191	127 809	18 748	4 266	961	38 608	11 481	11 385
<b>Merchant wholesalers</b>		<b>5 436</b>	<b>16 998 037</b>	<b>1 407 517</b>	<b>335 982</b>	<b>55 826</b>	<b>2 747 331</b>	<b>1 595 315</b>	<b>1 769 488</b>
<b>50</b>	<b>Durable goods</b>	<b>3 737</b>	<b>9 086 629</b>	<b>898 625</b>	<b>215 284</b>	<b>35 364</b>	<b>1 724 723</b>	<b>1 091 196</b>	<b>1 198 743</b>
501	Motor vehicles and motor vehicle parts and supplies	643	1 006 672	113 647	28 084	5 448	222 203	154 806	146 903
5012	Automobiles and other motor vehicles	95	361 691	25 781	6 612	1 039	47 353	41 930	35 535
5013	Motor vehicle supplies and new parts	364	(D)	(D)	(D)	HH	(D)	(D)	(D)
5014	Tires and tubes	66	(D)	(D)	(D)	FF	(D)	(D)	(D)
5015	Motor vehicle parts, used	118	50 492	10 639	2 647	623	21 890	7 790	7 591
502	Furniture and homefurnishings	208	371 793	45 644	10 629	1 830	99 161	36 436	37 518
5021	Furniture	85	137 869	16 244	3 646	666	32 998	12 570	12 721
5023	Homefurnishings	123	233 924	29 400	6 983	1 164	66 163	23 866	24 797
503	Lumber and other construction materials	282	861 335	73 155	16 810	2 923	148 218	73 752	75 082
5031	Lumber, plywood, millwork, and wood panels	107	492 696	33 674	7 519	1 343	66 479	38 748	39 190
5032	Brick, stone, and related construction materials	76	101 016	14 269	3 314	550	28 103	10 906	11 876
5033	Roofing, siding, and insulation materials	30	(D)	(D)	(D)	EE	(D)	(D)	(D)
5039	Construction materials, n.e.c.	69	(D)	(D)	(D)	FF	(D)	(D)	(D)
504	Professional and commercial equipment and supplies	610	2 376 102	195 463	47 968	6 846	346 952	208 227	259 668
5043	Photographic equipment and supplies	13	(D)	(D)	(D)	BB	(D)	(D)	(D)
5044	Office equipment	108	185 649	48 651	13 358	2 002	80 098	27 489	29 364
5045	Computers and computer peripheral equipment and software	236	1 713 166	82 579	19 312	2 502	140 611	134 162	180 023
5046	Commercial equipment, n.e.c.	64	78 976	10 327	2 392	421	20 004	7 780	9 825
5047	Medical, dental, and hospital equipment and supplies	129	282 352	37 139	8 830	1 285	73 721	28 948	31 238
5048	Ophthalmic goods	21	(D)	(D)	(D)	EE	(D)	(D)	(D)
5049	Professional equipment and supplies, n.e.c.	39	(D)	(D)	(D)	CC	(D)	(D)	(D)
505	Metals and minerals, except petroleum	84	195 782	18 291	4 625	830	38 325	23 538	20 718
5051	Metals service centers and offices	77	188 826	16 896	4 350	738	35 644	22 927	19 995
5052	Coal and other minerals and ores	7	6 956	1 395	275	92	2 681	611	723
506	Electrical goods	487	1 588 328	129 717	30 775	4 503	237 819	150 344	168 949
5063	Electrical apparatus and equipment, wiring supplies, and construction materials	211	526 131	54 045	13 024	2 079	97 980	66 234	69 151
5064	Electrical appliances, television and radio sets	46	422 011	13 971	3 278	441	28 217	14 228	15 602
5065	Electronic parts and equipment, n.e.c.	230	640 186	61 701	14 473	1 983	111 622	69 882	84 196

**Table 1. Summary Statistics for the State: 1992 —Con.**

[For meaning of abbreviations and symbols, see introductory text. For explanation of terms and comparability of 1987 and 1992 censuses, see appendix A]

SIC code	Type of operation and kind of business	Estab-lish-ments (number)	Sales (\$1,000)	Annual payroll (\$1,000)	First-quarter payroll (\$1,000)	Paid employees for pay period including March 12 (number)	Operating expenses (\$1,000)	End-of-1991 inventories (\$1,000)	End-of-1992 inventories (\$1,000)
<b>TYPES OF OPERATION BY KIND OF BUSINESS — Con.</b>									
<b>Merchant wholesalers — Con.</b>									
<b>50</b>	<b>Durable goods — Con.</b>								
507	Hardware, and plumbing and heating equipment and supplies	313	811 209	75 643	18 696	3 075	146 041	102 400	121 184
5072	Hardware	104	375 113	30 444	8 095	1 403	59 212	45 263	58 250
5074	Plumbing and heating equipment and supplies (hydronics)	119	244 408	24 076	5 680	999	46 946	29 947	33 481
5075	Warm air heating and air-conditioning equipment and supplies	65	155 112	17 118	3 919	522	32 218	22 714	24 795
5078	Refrigeration equipment and supplies	25	36 576	4 005	1 002	151	7 665	4 476	4 658
508	Machinery, equipment, and supplies	744	1 419 339	194 077	45 338	7 105	369 335	285 702	312 319
5082	Construction and mining (except petroleum) machinery and equipment	101	354 660	42 198	9 289	1 288	81 466	90 291	118 407
5083	Farm and garden machinery and equipment	81	(D)	(D)	(D)	FF	(D)	(D)	(D)
5084	Industrial machinery and equipment	267	437 678	63 059	15 556	2 336	122 346	67 912	66 130
5085	Industrial supplies	134	196 097	28 021	6 253	1 026	49 754	26 553	25 634
5087	Service establishment equipment and supplies	113	143 107	28 334	6 882	1 314	53 600	15 330	15 323
5088	Transportation equipment and supplies, except motor vehicles	48	(D)	(D)	(D)	EE	(D)	(D)	(D)
509	Miscellaneous durable goods	366	456 069	52 988	12 359	2 804	116 669	55 991	56 402
5091	Sporting and recreational goods and supplies	68	95 153	8 953	2 104	455	19 104	16 174	16 713
5092	Toys and hobby goods and supplies	29	44 012	4 304	1 355	259	10 608	8 325	7 195
5093	Scrap and waste materials	93	(D)	(D)	(D)	GG	(D)	(D)	(D)
5094	Jewelry, watches, precious stones, and precious metals	89	99 382	10 234	2 048	435	25 281	14 453	15 222
5099	Durable goods, n.e.c.	87	(D)	(D)	(D)	EE	(D)	(D)	(D)
<b>51</b>	<b>Nondurable goods</b>	<b>1 699</b>	<b>7 911 408</b>	<b>508 892</b>	<b>120 698</b>	<b>20 462</b>	<b>1 022 608</b>	<b>504 119</b>	<b>570 745</b>
511	Paper and paper products	183	536 745	52 694	12 841	2 082	100 484	51 688	54 059
5111	Printing and writing paper	24	168 681	13 079	3 428	395	25 816	19 451	20 086
5112	Stationery and office supplies	118	247 032	28 037	6 723	1 302	52 255	22 523	22 366
5113	Industrial and personal service paper	41	121 032	11 578	2 690	385	22 413	9 714	11 607
512	Drugs, drug proprietaries, and druggists' sundries	81	638 075	20 795	4 706	829	47 228	68 673	81 132
5122	Drugs, drug proprietaries, and druggists' sundries	81	638 075	20 795	4 706	829	47 228	68 673	81 132
513	Apparel, piece goods, and notions	114	167 069	19 387	4 352	1 063	46 194	26 142	32 298
5131	Piece goods, notions, and other dry goods	30	25 227	3 287	894	1 662	7 406	4 670	4 573
5136	Men's and boys' clothing and furnishings	34	91 182	10 727	2 323	579	24 442	16 716	22 705
5137	Women's, children's, and infants' clothing and accessories	43	41 469	4 432	979	273	12 487	4 004	4 122
5139	Footwear	7	9 191	941	156	49	1 859	752	898
514	Groceries and related products	481	3 769 766	207 254	49 347	8 172	394 071	161 167	177 346
5141	Groceries, general line	60	1 614 809	74 719	18 498	2 235	121 876	101 814	112 394
5142	Packaged frozen foods	36	384 919	22 108	5 247	706	43 173	19 295	22 578
5143	Dairy products, except dried or canned	38	384 360	12 612	2 990	472	29 245	6 506	7 646
5144	Poultry and poultry products	10	40 789	975	262	43	2 475	744	446
5145	Confectionery	22	31 213	3 041	684	146	6 082	1 773	1 888
5146	Fish and seafoods	12	49 510	3 356	795	157	6 168	1 060	943
5147	Meats and meat products	32	152 319	9 813	1 966	452	18 269	2 576	2 826
5148	Fresh fruits and vegetables	126	655 649	43 322	10 077	2 046	88 289	6 248	7 485
5149	Groceries and related products, n.e.c.	145	456 198	37 308	8 828	1 917	78 494	21 151	21 140
515	Farm-product raw materials	35	143 824	4 358	856	166	11 435	5 725	7 339
5153	Grain and field beans	13	(D)	(D)	(D)	BB	(D)	(D)	(D)
5154	Livestock	13	20 330	549	84	37	1 817	807	1 017
5159	Farm-product raw materials, n.e.c.	9	(D)	(D)	(D)	BB	(D)	(D)	(D)
516	Chemicals and allied products	114	246 995	26 261	6 115	822	50 043	21 333	20 529
5162	Plastics materials and basic forms and shapes	30	93 899	9 650	2 271	303	19 093	10 488	9 945
5169	Chemicals and allied products, n.e.c.	84	153 096	16 611	3 844	519	30 950	10 845	10 584
517	Petroleum and petroleum products	153	637 485	36 519	8 179	1 558	86 745	16 948	17 519
5171	Petroleum bulk stations and terminals	115	463 988	25 288	5 813	1 156	65 750	13 204	13 687
5172	Petroleum and petroleum products wholesalers, except bulk stations and terminals	38	173 497	11 231	2 366	402	20 995	3 744	3 832
518	Beer, wine, and distilled alcoholic beverages	51	(D)	(D)	(D)	GG	(D)	(D)	(D)
5181	Beer and ale	33	493 059	42 844	10 089	1 337	84 497	23 158	23 115
5182	Wine and distilled alcoholic beverages	18	(D)	(D)	(D)	FF	(D)	(D)	(D)
519	Miscellaneous nondurable goods	487	(D)	(D)	(D)	HH	(D)	(D)	(D)
5191	Farm supplies	171	348 862	25 252	6 139	1 012	57 260	30 616	40 289
5192	Books, periodicals, and newspapers	34	102 531	11 368	2 721	575	21 487	7 761	8 726
5193	Flowers, nursery stock, and florists' supplies	64	(D)	(D)	(D)	FF	(D)	(D)	(D)
5194	Tobacco and tobacco products	6	(D)	(D)	(D)	EE	(D)	(D)	(D)
5198	Paints, varnishes, and supplies	38	36 516	5 235	1 365	252	11 781	4 568	4 755
5199	Nondurable goods, n.e.c.	174	(D)	(D)	(D)	FF	(D)	(D)	(D)
<b>Manufacturers' sales branches and sales offices</b>									
<b>50</b>	<b>Durable goods</b>	<b>260</b>	<b>4 149 178</b>	<b>212 481</b>	<b>54 731</b>	<b>5 160</b>	<b>406 579</b>	<b>403 884</b>	<b>396 300</b>
501	Motor vehicles and motor vehicle parts and supplies	20	94 927	4 518	1 192	150	12 159	5 622	3 819
502	Furniture and homefurnishings	6	(D)	(D)	(D)	BB	(D)	(D)	(D)
503	Lumber and other construction materials	32	129 826	8 369	2 147	309	15 470	8 426	8 688
504	Professional and commercial equipment and supplies	60	1 466 226	112 203	29 177	2 138	192 550	46 679	40 734
505	Metals and minerals, except petroleum	19	803 638	7 130	1 905	217	14 596	98 769	108 438
506	Electrical goods	65	712 098	30 166	7 971	806	61 868	19 774	20 137

**Table 1. Summary Statistics for the State: 1992 —Con.**

[For meaning of abbreviations and symbols, see introductory text. For explanation of terms and comparability of 1987 and 1992 censuses, see appendix A]

SIC code	Type of operation and kind of business	Estab-lish-ments (number)	Sales (\$1,000)	Annual payroll (\$1,000)	First-quarter payroll (\$1,000)	Paid employees for pay period including March 12 (number)	Operating expenses (\$1,000)	End-of-1991 inventories (\$1,000)	End-of-1992 inventories (\$1,000)
<b>TYPES OF OPERATION BY KIND OF BUSINESS — Con.</b>									
<b>Manufacturers' sales branches and sales offices — Con.</b>									
<b>50</b>	<b>Durable goods — Con.</b>								
507	Hardware, and plumbing and heating equipment and supplies -----	14	76 403	7 922	2 022	253	14 320	7 652	9 204
508	Machinery, equipment, and supplies -----	43	818 157	40 928	10 014	1 255	93 477	216 757	205 046
509	Miscellaneous durable goods -----	1	(D)	(D)	(D)	AA	(D)	(D)	(D)
<b>51</b>	<b>Nondurable goods -----</b>	<b>216</b>	<b>3 489 642</b>	<b>125 826</b>	<b>31 626</b>	<b>4 157</b>	<b>255 791</b>	<b>52 433</b>	<b>57 295</b>
511	Paper and paper products -----	28	155 161	6 884	1 916	230	14 006	3 114	3 104
512	Drugs, drug proprietaries, and druggists' sundries -----	12	621 125	28 016	7 611	430	45 541	1 048	1 205
513	Apparel, piece goods, and notions -----	5	5 983	615	145	40	1 564	837	735
514	Groceries and related products -----	89	1 312 161	64 189	15 245	2 641	128 505	19 792	20 610
515	Farm-product raw materials -----	—	—	—	—	—	—	—	—
516	Chemicals and allied products -----	29	165 585	11 643	3 006	329	24 728	4 906	6 033
517	Petroleum and petroleum products -----	21	(D)	(D)	(D)	CC	(D)	(D)	(D)
518	Beer, wine, and distilled alcoholic beverages -----	1	(D)	(D)	(D)	AA	(D)	(D)	(D)
519	Miscellaneous nondurable goods -----	31	172 224	7 820	2 042	309	17 200	4 558	5 115
	<b>Agents, brokers, and commission merchants ----</b>	<b>606</b>	<b>3 337 673</b>	<b>91 133</b>	<b>22 819</b>	<b>3 693</b>	<b>188 422</b>	<b>4 538</b>	<b>3 929</b>
<b>50</b>	<b>Durable goods -----</b>	<b>397</b>	<b>1 620 762</b>	<b>49 719</b>	<b>11 891</b>	<b>1 922</b>	<b>97 322</b>	<b>3 074</b>	<b>2 425</b>
501	Motor vehicles and motor vehicle parts and supplies -----	14	422 024	6 012	1 577	500	12 597	883	230
502	Furniture and homefurnishings -----	29	(D)	(D)	(D)	CC	(D)	(D)	(D)
503	Lumber and other construction materials -----	15	33 062	1 243	250	41	2 663	275	251
504	Professional and commercial equipment and supplies -----	42	78 136	6 487	1 850	138	11 392	330	263
505	Metals and minerals, except petroleum -----	5	13 374	774	193	35	1 559	575	551
506	Electrical goods -----	144	686 765	18 264	4 428	539	34 693	320	271
507	Hardware, and plumbing and heating equipment and supplies -----	40	132 501	4 718	916	152	8 878	256	364
508	Machinery, equipment, and supplies -----	75	165 050	7 205	1 460	286	14 614	370	450
509	Miscellaneous durable goods -----	33	(D)	(D)	(D)	CC	(D)	(D)	(D)
<b>51</b>	<b>Nondurable goods -----</b>	<b>209</b>	<b>1 716 911</b>	<b>41 414</b>	<b>10 928</b>	<b>1 771</b>	<b>91 100</b>	<b>1 464</b>	<b>1 504</b>
511	Paper and paper products -----	19	84 165	2 641	632	128	4 870	156	294
512	Drugs, drug proprietaries, and druggists' sundries -----	3	1 855	92	11	5	244	—	—
513	Apparel, piece goods, and notions -----	11	7 653	367	44	16	842	7	2
514	Groceries and related products -----	129	1 460 565	33 824	9 048	1 451	76 191	1 003	1 022
515	Farm-product raw materials -----	6	70 066	542	165	62	1 525	212	114
516	Chemicals and allied products -----	10	47 115	1 591	518	25	2 940	15	4
517	Petroleum and petroleum products -----	3	(D)	(D)	(D)	AA	(D)	(D)	(D)
518	Beer, wine, and distilled alcoholic beverages -----	1	(D)	(D)	(D)	AA	(D)	(D)	(D)
519	Miscellaneous nondurable goods -----	27	(D)	(D)	(D)	BB	(D)	(D)	(D)

**Table 2. Selected Ratios for the State: 1992**

[For meaning of abbreviations and symbols, see introductory text. For explanation of terms and comparability of 1987 and 1992 censuses, see appendix A]

SIC code	Type of operation and kind of business	Sales		Annual payroll		Employees per establishment <sup>1</sup> (number)	Operating expenses as percent of sales	End-of-1992 inventories as percent of sales
		Per establishment (dollars)	Per employee <sup>1</sup> (dollars)	Per employee <sup>1</sup> (dollars)	As percent of operating expenses			
	<b>Wholesale trade -----</b>	<b>4 291 889</b>	<b>406 394</b>	<b>26 686</b>	<b>51.1</b>	<b>11</b>	<b>12.9</b>	<b>8.0</b>
<b>50</b>	<b>Durable goods -----</b>	<b>3 381 104</b>	<b>350 011</b>	<b>27 348</b>	<b>52.1</b>	<b>10</b>	<b>15.0</b>	<b>10.8</b>
501	Motor vehicles and motor vehicle parts and supplies -----	2 250 551	249 856	20 364	50.3	9	16.2	9.9
5012	Automobiles and other motor vehicles -----	7 409 885	503 021	20 916	53.2	15	7.8	4.6
5013	Motor vehicle supplies and new parts -----	1 294 956	153 329	19 204	50.5	8	24.8	17.5
5014	Tires and tubes -----	2 936 957	296 706	27 654	46.3	10	20.1	9.8
5015	Motor vehicle parts, used -----	427 898	81 047	17 077	48.6	5	43.4	15.0
502	Furniture and home furnishings -----	1 938 613	238 523	24 747	46.2	8	22.5	8.0
5021	Furniture -----	1 943 578	271 951	24 268	49.8	7	17.9	6.0
5023	Home furnishings -----	1 934 575	216 750	25 059	44.1	9	26.2	9.6
503	Lumber and other construction materials -----	3 113 140	312 931	25 288	49.8	10	16.2	8.2
5031	Lumber, plywood, millwork, and wood panels -----	4 463 229	378 893	25 337	50.5	12	13.2	7.5
5032	Brick, stone, and related construction materials -----	1 434 913	208 880	26 057	49.9	7	25.0	11.8
5033	Roofing, siding, and insulation materials -----	6 216 486	437 781	26 316	45.0	14	13.4	7.3
5039	Construction materials, n.e.c. -----	1 761 583	196 251	23 875	52.0	9	23.4	8.7
504	Professional and commercial equipment and supplies -----	5 506 270	429 781	34 439	57.0	13	14.1	7.7
5043	Photographic equipment and supplies -----	8 209 929	520 086	34 281	49.1	16	13.4	2.4
5044	Office equipment -----	2 417 135	125 385	28 128	57.5	19	39.0	11.2
5045	Computers and computer peripheral equipment and software -----	10 211 513	709 387	41 422	59.9	14	9.8	7.6
5046	Commercial equipment, n.e.c. -----	1 276 520	209 495	23 998	51.2	6	22.4	10.4
5047	Medical, dental, and hospital equipment and supplies -----	3 478 006	353 392	32 818	52.7	10	17.6	6.5
5048	Ophthalmic goods -----	1 528 682	108 487	20 990	52.3	14	37.0	9.2
5049	Professional equipment and supplies, n.e.c. -----	1 190 239	219 884	32 771	51.2	5	29.1	8.6
505	Metals and minerals, except petroleum -----	9 377 722	936 039	24 210	48.1	10	5.4	12.8
5051	Metals service centers and offices -----	(D)	(D)	(D)	(D)	(D)	(D)	(D)
5052	Coal and other minerals and ores -----	(D)	(D)	(D)	(D)	(D)	(D)	(D)
506	Electrical goods -----	4 291 941	510 806	30 463	53.3	8	11.2	6.3
5063	Electrical apparatus and equipment, wiring supplies, and construction materials -----	2 929 000	342 856	27 091	55.1	9	14.3	8.2
5064	Electrical appliances, television and radio sets -----	10 793 821	1 151 341	31 690	49.0	9	5.6	3.1
5065	Electronic parts and equipment, n.e.c. -----	4 385 095	539 442	33 191	52.8	8	11.6	6.6
507	Hardware, and plumbing and heating equipment and supplies -----	2 779 599	293 136	25 369	52.2	9	16.6	12.8
5072	Hardware -----	3 542 377	281 728	22 647	52.6	13	15.3	14.1
5074	Plumbing and heating equipment and supplies (hydronics) -----	2 524 021	305 413	24 832	50.8	8	16.0	11.1
5075	Warm air heating and air-conditioning equipment and supplies -----	2 395 703	296 458	33 199	54.2	8	20.7	14.1
5078	Refrigeration equipment and supplies -----	1 848 323	299 990	25 958	49.8	6	17.4	10.1
508	Machinery, equipment, and supplies -----	2 787 176	277 879	28 014	50.7	10	19.9	21.6
5082	Construction and mining (except petroleum) machinery and equipment -----	3 791 205	315 484	33 130	51.3	12	20.5	28.6
5083	Farm and garden machinery and equipment -----	2 082 814	237 562	25 590	51.1	9	21.1	39.0
5084	Industrial machinery and equipment -----	1 806 224	222 032	27 310	51.5	8	23.9	11.9
5085	Industrial supplies -----	1 712 771	244 015	28 016	55.3	7	20.8	9.8
5087	Service establishment equipment and supplies -----	1 307 513	115 195	21 633	52.8	11	35.5	10.1
5088	Transportation equipment and supplies, except motor vehicles -----	13 036 271	547 821	31 556	45.1	24	12.8	27.2
509	Miscellaneous durable goods -----	1 236 330	169 244	19 171	45.5	7	24.9	11.4
5091	Sporting and recreational goods and supplies -----	1 348 553	204 571	20 186	46.7	7	21.1	16.5
5092	Toys and hobby goods and supplies -----	1 712 091	211 607	16 955	40.3	8	19.9	12.7
5093	Scrap and waste materials -----	1 671 316	129 190	17 481	48.8	13	27.7	6.9
5094	Jewelry, watches, precious stones, and precious metals -----	1 110 760	234 874	24 176	41.4	5	24.9	14.3
5099	Durable goods, n.e.c. -----	701 350	148 907	18 932	45.4	5	28.0	8.9
<b>51</b>	<b>Nondurable goods -----</b>	<b>6 176 065</b>	<b>497 081</b>	<b>25 621</b>	<b>49.4</b>	<b>12</b>	<b>10.4</b>	<b>4.8</b>
511	Paper and paper products -----	3 374 222	318 062	25 500	52.1	11	15.4	7.4
5111	Printing and writing paper -----	6 453 258	468 504	32 539	50.7	14	13.7	10.3
5112	Stationery and office supplies -----	2 227 600	218 836	22 764	53.2	10	19.6	7.5
5113	Industrial and personal service paper -----	4 685 519	471 169	27 421	51.2	10	11.4	5.0
512	Drugs, drug proprietaries, and druggists' sundries -----	13 135 990	997 670	38 689	52.6	13	7.4	6.5
5122	Drugs, drug proprietaries, and druggists' sundries -----	13 135 990	997 670	38 689	52.6	13	7.4	6.5
513	Apparel, piece goods, and notions -----	1 390 038	161 488	18 203	41.9	9	26.9	18.3
5131	Piece goods, notions, and other dry goods -----	803 118	160 624	20 094	44.3	5	28.2	17.2
5136	Men's and boys' clothing and furnishings -----	2 432 350	157 689	18 321	43.6	15	26.7	24.0
5137	Women's, children's, and infants' clothing and accessories -----	957 429	165 774	16 636	36.0	6	27.9	8.8
5139	Footwear -----	1 313 000	187 571	19 204	50.6	7	20.2	9.8
514	Groceries and related products -----	9 359 788	533 471	24 891	51.0	18	9.2	3.0
5141	Groceries, general line -----	29 958 960	805 926	30 845	59.9	37	6.4	5.0
5142	Packaged frozen foods -----	9 809 447	576 305	31 088	52.0	17	10.4	5.0
5143	Dairy products, except dried or canned -----	12 849 980	914 015	28 137	46.1	14	6.7	1.6
5144	Poultry and poultry products -----	4 708 875	566 481	19 383	44.2	8	7.7	1.0
5145	Confectionery -----	4 505 853	225 293	15 315	47.0	20	14.5	1.6
5146	Fish and seafoods -----	3 932 533	344 959	21 596	54.5	11	11.5	1.6
5147	Meats and meat products -----	13 393 000	959 440	24 402	46.8	14	5.4	1.6
5148	Fresh fruits and vegetables -----	5 560 596	390 929	21 865	44.9	14	12.5	.8
5149	Groceries and related products, n.e.c. -----	5 317 913	330 207	22 759	50.4	16	13.7	2.5
515	Farm-product raw materials -----	5 216 829	938 114	21 491	37.8	6	6.1	3.5
5153	Grain and field beans -----	3 964 286	702 532	27 025	40.7	6	9.4	7.2
5154	Livestock -----	5 193 688	1 013 402	10 415	31.1	5	3.3	1.4
5159	Farm-product raw materials, n.e.c. -----	6 844 636	1 123 746	28 522	38.5	6	6.6	3.1
516	Chemicals and allied products -----	3 004 542	390 897	33 584	50.8	8	16.9	5.8
5162	Plastics materials and basic forms and shapes -----	3 267 707	352 568	28 989	51.6	9	15.9	8.5
5169	Chemicals and allied products, n.e.c. -----	2 908 205	409 195	35 778	50.5	7	17.3	4.7

See footnotes at end of table.

**WHOLESALE TRADE—GEOGRAPHIC AREA SERIES**

**ARIZONA AZ-11**

**Table 2. Selected Ratios for the State: 1992 – Con.**

[For meaning of abbreviations and symbols, see introductory text. For explanation of terms and comparability of 1987 and 1992 censuses, see appendix A]

SIC code	Type of operation and kind of business	Sales		Annual payroll		Employees per establishment <sup>1</sup> (number)	Operating expenses as percent of sales	End-of-1992 inventories as percent of sales
		Per establishment (dollars)	Per employee <sup>1</sup> (dollars)	Per employee <sup>1</sup> (dollars)	As percent of operating expenses			
	<b>Wholesale trade – Con.</b>							
<b>51</b>	<b>Nondurable goods – Con.</b>							
517	Petroleum and petroleum products -----	9 470 927	963 422	24 805	40.6	10	6.3	2.3
5171	Petroleum bulk stations and terminals -----	11 584 760	1 129 580	23 937	37.4	10	5.7	2.3
5172	Petroleum and petroleum products wholesalers, except bulk stations and terminals -----	3 790 000	436 259	27 559	53.3	9	11.9	2.1
518	Beer, wine, and distilled alcoholic beverages -----	15 822 302	401 235	30 931	50.5	39	15.3	7.1
5181	Beer and ale -----	14 941 182	368 780	32 045	50.7	41	17.1	4.7
5182	Wine and distilled alcoholic beverages -----	17 276 150	458 862	28 954	50.1	38	12.6	10.6
519	Miscellaneous nondurable goods -----	2 145 169	287 323	21 424	47.2	7	15.8	10.8
5191	Farm supplies -----	2 017 867	335 385	24 395	44.3	6	18.4	11.4
5192	Books, periodicals, and newspapers -----	3 857 420	257 849	20 961	50.2	15	18.2	5.8
5193	Flowers, nursery stock, and florists' supplies -----	915 015	100 636	14 860	44.8	9	33.0	30.5
5194	Tobacco and tobacco products -----	53 288 714	1 000 056	29 013	53.6	53	5.4	10.1
5198	Paints, varnishes, and supplies -----	994 235	165 166	21 420	43.6	6	29.8	11.6
5199	Nondurable goods, n.e.c. -----	669 157	132 996	19 509	48.6	5	30.2	8.9
	<b>Merchant wholesalers -----</b>	<b>3 126 938</b>	<b>304 482</b>	<b>25 213</b>	<b>51.2</b>	<b>10</b>	<b>16.2</b>	<b>10.4</b>
<b>50</b>	<b>Durable goods -----</b>	<b>2 431 530</b>	<b>256 946</b>	<b>25 411</b>	<b>52.1</b>	<b>9</b>	<b>19.0</b>	<b>13.2</b>
501	Motor vehicles and motor vehicle parts and supplies -----	1 565 586	184 778	20 860	51.1	8	22.1	14.6
5012	Automobiles and other motor vehicles -----	3 807 274	348 115	24 813	54.4	11	13.1	9.8
5013	Motor vehicle supplies and new parts -----	(D)	(D)	(D)	(D)	(D)	(D)	(D)
5014	Tires and tubes -----	(D)	(D)	(D)	(D)	(D)	(D)	(D)
5015	Motor vehicle parts, used -----	427 898	81 047	17 077	48.6	5	43.4	15.0
502	Furniture and home furnishings -----	1 787 466	203 166	24 942	46.0	9	26.7	10.1
5021	Furniture -----	1 621 988	207 011	24 390	49.2	8	23.9	9.2
5023	Home furnishings -----	1 901 821	200 966	25 258	44.4	9	28.3	10.6
503	Lumber and other construction materials -----	3 054 379	294 675	25 027	49.4	10	17.2	8.7
5031	Lumber, plywood, millwork, and wood panels -----	4 604 636	366 862	25 074	50.7	13	13.5	8.0
5032	Brick, stone, and related construction materials -----	1 329 158	183 665	25 944	50.8	7	27.8	11.8
5033	Roofing, siding, and insulation materials -----	(D)	(D)	(D)	(D)	(D)	(D)	(D)
5039	Construction materials, n.e.c. -----	(D)	(D)	(D)	(D)	(D)	(D)	(D)
504	Professional and commercial equipment and supplies -----	3 895 249	347 079	28 551	56.3	11	14.6	10.9
5043	Photographic equipment and supplies -----	(D)	(D)	(D)	(D)	(D)	(D)	(D)
5044	Office equipment -----	1 718 972	92 732	24 301	60.7	19	43.1	15.8
5045	Computers and computer peripheral equipment and software -----	7 259 178	684 719	33 005	58.7	11	8.2	10.5
5046	Commercial equipment, n.e.c. -----	1 234 000	187 591	24 530	51.6	7	25.3	12.4
5047	Medical, dental, and hospital equipment and supplies -----	2 188 775	219 729	28 902	50.4	10	26.1	11.1
5048	Ophthalmic goods -----	(D)	(D)	(D)	(D)	(D)	(D)	(D)
5049	Professional equipment and supplies, n.e.c. -----	(D)	(D)	(D)	(D)	(D)	(D)	(D)
505	Metals and minerals, except petroleum -----	2 330 738	235 882	22 037	47.7	10	19.6	10.6
5051	Metals service centers and offices -----	2 452 286	255 862	22 894	47.4	10	18.9	10.6
5052	Coal and other minerals and ores -----	993 714	75 609	15 163	52.0	13	38.5	10.4
506	Electrical goods -----	3 261 454	352 727	28 807	54.5	9	15.0	10.6
5063	Electrical apparatus and equipment, wiring supplies, and construction materials -----	2 493 512	253 069	25 996	55.2	10	18.6	13.1
5064	Electrical appliances, television and radio sets -----	9 174 152	956 941	31 680	49.5	10	6.7	3.7
5065	Electronic parts and equipment, n.e.c. -----	2 783 417	322 837	31 115	55.3	9	17.4	13.2
507	Hardware, and plumbing and heating equipment and supplies -----	2 591 722	263 808	24 599	51.8	10	18.0	14.9
5072	Hardware -----	3 606 856	267 365	21 699	51.4	13	15.8	15.5
5074	Plumbing and heating equipment and supplies (hydronics) -----	2 053 849	244 653	24 100	51.3	8	19.2	13.7
5075	Warm air heating and air-conditioning equipment and supplies -----	2 386 338	297 149	32 793	53.1	8	20.8	16.0
5078	Refrigeration equipment and supplies -----	1 463 040	242 225	26 523	52.3	6	21.0	12.7
508	Machinery, equipment, and supplies -----	1 907 714	199 766	27 316	52.5	10	26.0	22.0
5082	Construction and mining (except petroleum) machinery and equipment -----	3 511 485	275 357	32 762	51.8	13	23.0	33.4
5083	Farm and garden machinery and equipment -----	(D)	(D)	(D)	(D)	(D)	(D)	(D)
5084	Industrial machinery and equipment -----	1 639 243	187 362	26 994	51.5	9	28.0	15.1
5085	Industrial supplies -----	1 463 410	191 128	27 311	56.3	8	25.4	13.1
5087	Service establishment equipment and supplies -----	1 266 434	108 909	21 563	52.9	12	37.5	10.7
5088	Transportation equipment and supplies, except motor vehicles -----	(D)	(D)	(D)	(D)	(D)	(D)	(D)
509	Miscellaneous durable goods -----	1 246 090	162 649	18 897	45.4	8	25.6	12.4
5091	Sporting and recreational goods and supplies -----	1 399 309	209 127	19 677	46.9	7	20.1	17.6
5092	Toys and hobby goods and supplies -----	1 517 655	169 931	16 618	40.6	9	24.1	16.3
5093	Scrap and waste materials -----	(D)	(D)	(D)	(D)	(D)	(D)	(D)
5094	Jewelry, watches, precious stones, and precious metals -----	1 116 652	228 464	23 526	40.5	5	25.4	15.3
5099	Durable goods, n.e.c. -----	(D)	(D)	(D)	(D)	(D)	(D)	(D)
<b>51</b>	<b>Nondurable goods -----</b>	<b>4 656 509</b>	<b>386 639</b>	<b>24 870</b>	<b>49.8</b>	<b>12</b>	<b>12.9</b>	<b>7.2</b>
511	Paper and paper products -----	2 933 033	257 803	25 309	52.4	11	18.7	10.1
5111	Printing and writing paper -----	7 028 375	427 041	33 111	50.7	16	15.3	11.9
5112	Stationery and office supplies -----	2 093 492	189 733	21 534	53.7	11	21.2	9.1
5113	Industrial and personal service paper -----	2 952 000	314 369	30 073	51.7	9	18.5	9.6
512	Drugs, drug proprietaries, and druggists' sundries -----	7 877 469	769 692	25 084	44.0	10	7.4	12.7
5122	Drugs, drug proprietaries, and druggists' sundries -----	7 877 469	769 692	25 084	44.0	10	7.4	12.7
513	Apparel, piece goods, and notions -----	1 465 518	157 167	18 238	42.0	9	27.6	19.3
5131	Piece goods, notions, and other dry goods -----	840 900	155 722	20 290	44.4	5	29.4	18.1
5136	Men's and boys' clothing and furnishings -----	2 681 824	157 482	18 527	43.9	17	26.8	24.9
5137	Women's, children's, and infants' clothing and accessories -----	964 395	151 901	16 234	35.5	6	30.1	9.9
5139	Footwear -----	1 313 000	187 571	19 204	50.6	7	20.2	9.8

See footnotes at end of table.

**Table 2. Selected Ratios for the State: 1992 – Con.**

[For meaning of abbreviations and symbols, see introductory text. For explanation of terms and comparability of 1987 and 1992 censuses, see appendix A]

SIC code	Type of operation and kind of business	Sales		Annual payroll		Employees per establishment <sup>1</sup> (number)	Operating expenses as percent of sales	End-of-1992 inventories as percent of sales
		Per establishment (dollars)	Per employee <sup>1</sup> (dollars)	Per employee <sup>1</sup> (dollars)	As percent of operating expenses			
<b>Merchant wholesalers – Con.</b>								
<b>51</b>	<b>Nondurable goods – Con.</b>							
514	Groceries and related products .....	7 837 351	461 303	25 361	52.6	17	10.5	4.7
5141	Groceries, general line .....	26 913 483	722 510	33 431	61.3	37	7.5	7.0
5142	Packaged frozen foods .....	10 692 194	546 760	31 403	51.2	20	11.2	5.9
5143	Dairy products, except dried or canned .....	10 114 737	814 322	26 720	43.1	12	7.6	2.0
5144	Poultry and poultry products .....	4 078 900	948 581	22 674	39.4	4	6.1	1.1
5145	Confectionery .....	1 418 773	213 788	20 829	50.0	7	19.5	6.0
5146	Fish and seafoods .....	4 125 833	315 350	21 376	54.4	13	12.5	1.9
5147	Meats and meat products .....	4 759 969	336 989	21 710	53.7	14	12.0	1.9
5148	Fresh fruits and vegetables .....	5 203 563	320 454	21 174	49.1	16	13.5	1.1
5149	Groceries and related products, n.e.c. ....	3 146 193	237 975	19 462	47.5	13	17.2	4.6
515	Farm-product raw materials .....	4 109 257	866 410	26 253	38.1	5	8.0	5.1
5153	Grain and field beans .....	(D)	(D)	(D)	(D)	(D)	(D)	(D)
5154	Livestock .....	1 563 846	549 459	14 838	30.2	3	8.9	5.0
5159	Farm-product raw materials, n.e.c. ....	(D)	(D)	(D)	(D)	(D)	(D)	(D)
516	Chemicals and allied products .....	2 166 623	300 481	31 948	52.5	7	20.3	8.3
5162	Plastics materials and basic forms and shapes .....	3 129 967	309 898	31 848	50.5	10	20.3	10.6
5169	Chemicals and allied products, n.e.c. ....	1 822 571	294 983	32 006	53.7	6	20.2	6.9
517	Petroleum and petroleum products .....	4 166 569	409 169	23 440	42.1	10	13.6	2.7
5171	Petroleum bulk stations and terminals .....	4 034 678	401 374	21 875	38.5	10	14.2	2.9
5172	Petroleum and petroleum products wholesalers, except bulk stations and terminals .....	4 565 711	431 585	27 938	53.5	11	12.1	2.2
518	Beer, wine, and distilled alcoholic beverages .....	(D)	(D)	(D)	(D)	(D)	(D)	(D)
5181	Beer and ale .....	14 941 182	368 780	32 045	50.7	41	17.1	4.7
5182	Wine and distilled alcoholic beverages .....	(D)	(D)	(D)	(D)	(D)	(D)	(D)
519	Miscellaneous nondurable goods .....	(D)	(D)	(D)	(D)	(D)	(D)	(D)
5191	Farm supplies .....	2 040 129	344 725	24 953	44.1	6	16.4	11.5
5192	Books, periodicals, and newspapers .....	3 015 618	178 315	19 770	52.9	17	21.0	8.5
5193	Flowers, nursery stock, and florists' supplies .....	(D)	(D)	(D)	(D)	(D)	(D)	(D)
5194	Tobacco and tobacco products .....	(D)	(D)	(D)	(D)	(D)	(D)	(D)
5198	Paints, varnishes, and supplies .....	960 947	144 905	20 774	44.4	7	32.3	13.0
5199	Nondurable goods, n.e.c. ....	(D)	(D)	(D)	(D)	(D)	(D)	(D)
<b>Manufacturers' sales branches and sales offices .....</b>		<b>16 047 941</b>	<b>819 880</b>	<b>36 311</b>	<b>51.1</b>	<b>20</b>	<b>8.7</b>	<b>5.9</b>
<b>50</b>	<b>Durable goods .....</b>	<b>15 958 377</b>	<b>804 104</b>	<b>41 178</b>	<b>52.3</b>	<b>20</b>	<b>9.8</b>	<b>9.6</b>
501	Motor vehicles and motor vehicle parts and supplies .....	4 746 350	632 847	30 120	37.2	8	12.8	4.0
502	Furniture and home furnishings .....	(D)	(D)	(D)	(D)	(D)	(D)	(D)
503	Lumber and other construction materials .....	4 057 063	420 149	27 084	54.1	10	11.9	6.7
504	Professional and commercial equipment and supplies .....	24 437 100	685 793	52 480	58.3	36	13.1	2.8
505	Metals and minerals, except petroleum .....	42 296 737	3 703 401	32 857	48.8	11	1.8	13.5
506	Electrical goods .....	10 955 354	883 496	37 427	48.8	12	8.7	2.8
507	Hardware, and plumbing and heating equipment and supplies .....	5 457 357	301 988	31 312	55.3	18	18.7	12.0
508	Machinery, equipment, and supplies .....	19 026 907	651 918	32 612	43.8	29	11.4	25.1
509	Miscellaneous durable goods .....	(D)	(D)	(D)	(D)	(D)	(D)	(D)
<b>51</b>	<b>Nondurable goods .....</b>	<b>16 155 750</b>	<b>839 462</b>	<b>30 268</b>	<b>49.2</b>	<b>19</b>	<b>7.3</b>	<b>1.6</b>
511	Paper and paper products .....	5 541 464	674 613	29 930	49.2	8	9.0	2.0
512	Drugs, drug proprietaries, and druggists' sundries .....	51 760 417	1 444 477	65 153	61.5	36	7.3	.2
513	Apparel, piece goods, and notions .....	1 196 600	149 575	15 375	39.3	8	26.1	12.3
514	Groceries and related products .....	14 743 382	496 842	24 305	50.0	30	9.8	1.6
515	Farm-product raw materials .....	-	-	-	-	-	-	-
516	Chemicals and allied products .....	5 709 828	503 298	35 389	47.1	11	14.9	3.6
517	Petroleum and petroleum products .....	(D)	(D)	(D)	(D)	(D)	(D)	(D)
518	Beer, wine, and distilled alcoholic beverages .....	(D)	(D)	(D)	(D)	(D)	(D)	(D)
519	Miscellaneous nondurable goods .....	5 555 613	557 359	25 307	45.5	10	10.0	3.0
<b>Agents, brokers, and commission merchants .....</b>		<b>5 507 711</b>	<b>903 784</b>	<b>24 677</b>	<b>48.4</b>	<b>6</b>	<b>5.6</b>	<b>.1</b>
<b>50</b>	<b>Durable goods .....</b>	<b>4 082 524</b>	<b>843 268</b>	<b>25 868</b>	<b>51.1</b>	<b>5</b>	<b>6.0</b>	<b>.1</b>
501	Motor vehicles and motor vehicle parts and supplies .....	30 144 571	844 048	12 024	47.7	36	3.0	.1
502	Furniture and home furnishings .....	(D)	(D)	(D)	(D)	(D)	(D)	(D)
503	Lumber and other construction materials .....	2 204 133	806 390	30 317	46.7	3	8.1	.8
504	Professional and commercial equipment and supplies .....	1 860 381	566 203	47 007	56.9	3	14.6	.3
505	Metals and minerals, except petroleum .....	2 674 800	382 114	22 114	49.6	7	11.7	4.1
506	Electrical goods .....	4 769 201	1 274 147	33 885	52.6	4	5.1	-
507	Hardware, and plumbing and heating equipment and supplies .....	3 312 525	871 717	31 039	53.1	4	6.7	.3
508	Machinery, equipment, and supplies .....	2 200 667	577 098	25 192	49.3	4	8.9	.3
509	Miscellaneous durable goods .....	(D)	(D)	(D)	(D)	(D)	(D)	(D)
<b>51</b>	<b>Nondurable goods .....</b>	<b>8 214 885</b>	<b>969 458</b>	<b>23 385</b>	<b>45.5</b>	<b>8</b>	<b>5.3</b>	<b>.1</b>
511	Paper and paper products .....	4 429 737	657 539	20 633	54.2	7	5.8	.3
512	Drugs, drug proprietaries, and druggists' sundries .....	618 333	371 000	18 400	37.7	2	13.2	-
513	Apparel, piece goods, and notions .....	695 727	478 313	22 938	43.6	1	11.0	-
514	Groceries and related products .....	11 322 209	1 006 592	23 311	44.4	11	5.2	.1
515	Farm-product raw materials .....	11 677 667	1 130 097	8 742	35.5	10	2.2	.2
516	Chemicals and allied products .....	4 711 500	1 884 600	63 640	54.1	3	6.2	-
517	Petroleum and petroleum products .....	(D)	(D)	(D)	(D)	(D)	(D)	(D)
518	Beer, wine, and distilled alcoholic beverages .....	(D)	(D)	(D)	(D)	(D)	(D)	(D)
519	Miscellaneous nondurable goods .....	(D)	(D)	(D)	(D)	(D)	(D)	(D)

<sup>1</sup>Based on number of employees for pay period including March 12.

**Table 3. Comparative Statistics for the State: 1992 and 1987**

[For meaning of abbreviations and symbols, see introductory text. For explanation of terms and comparability of 1987 and 1992 censuses, see appendix A]

SIC code	Type of operation and kind of business	Establishments		Sales			Annual payroll			Paid employees for pay period including March 12	
		1992 (number)	1987 (number)	1992 (\$1,000)	1987 (\$1,000)	Percent change 1987 to 1992	1992 (\$1,000)	1987 (\$1,000)	Percent change 1987 to 1992	1992 (number)	1987 (number)
	<b>Wholesale trade -----</b>	<b>6 518</b>	<b>5 874</b>	<b>27 974 530</b>	<b>20 776 808</b>	<b>34.6</b>	<b>1 836 957</b>	<b>1 420 256</b>	<b>29.3</b>	<b>68 836</b>	<b>64 687</b>
<b>50</b>	<b>Durable goods -----</b>	<b>4 394</b>	<b>4 035</b>	<b>14 856 569</b>	<b>11 560 841</b>	<b>28.5</b>	<b>1 160 825</b>	<b>956 842</b>	<b>21.3</b>	<b>42 446</b>	<b>43 038</b>
501	Motor vehicles and motor vehicle parts and supplies ---	677	630	1 523 623	2 115 866	-28.0	124 177	107 112	15.9	6 098	5 959
5012	Automobiles and other motor vehicles -----	104	81	770 628	1 398 702	-44.9	32 044	23 186	38.2	1 532	1 128
5013	Motor vehicle supplies and new parts -----	386	373	499 853	501 394	-3	62 606	60 040	4.3	3 260	3 582
5014	Tires and tubes -----	69	62	202 650	177 292	14.3	18 888	15 765	19.8	683	709
5015	Motor vehicle parts, used -----	118	114	50 492	38 478	31.2	10 639	8 121	31.0	623	540
502	Furniture and homefurnishings -----	243	220	471 083	375 444	25.5	48 876	39 461	23.9	1 975	1 851
5021	Furniture -----	109	103	211 850	174 573	21.4	18 905	18 903	-	779	836
5023	Homefurnishings -----	134	117	259 233	200 871	29.1	29 971	20 558	45.8	1 196	1 015
503	Lumber and other construction materials -----	329	318	1 024 223	1 089 222	-6.0	82 767	89 522	-7.5	3 273	4 374
5031	Lumber, plywood, millwork, and wood panels -----	118	119	526 661	545 903	-3.5	35 218	41 656	-15.5	1 390	2 109
5032	Brick, stone, and related construction materials -----	92	79	132 012	147 508	-10.5	16 468	15 187	8.4	632	773
5033	Roofing, siding, and insulation materials -----	35	32	217 577	198 964	9.4	13 079	10 498	24.6	497	482
5039	Construction materials, n.e.c. -----	84	88	147 973	196 847	-24.8	18 002	22 181	-18.8	754	1 010
504	Professional and commercial equipment and supplies ---	712	683	3 920 464	2 290 063	71.2	314 153	239 981	30.9	9 122	9 340
5043	Photographic equipment and supplies -----	14	22	114 939	177 979	-35.4	7 576	6 850	10.6	221	304
5044	Office equipment -----	126	162	304 559	356 594	-14.6	68 324	69 530	-1.7	2 429	2 651
5045	Computers and computer peripheral equipment and software -----	271	211	2 767 320	1 310 621	111.1	161 587	109 443	47.6	3 901	3 773
5046	Commercial equipment, n.e.c. -----	75	84	95 739	117 560	-18.6	10 967	16 904	-35.1	457	825
5047	Medical, dental, and hospital equipment and supplies -	158	126	549 525	255 002	115.5	51 032	26 178	94.9	1 555	1 130
5048	Ophthalmic goods -----	22	24	33 631	22 620	48.7	6 507	4 668	39.4	310	296
5049	Professional equipment and supplies, n.e.c. -----	46	54	54 751	49 687	10.2	8 160	6 408	27.3	249	361
505	Metals and minerals, except petroleum -----	108	100	1 012 794	752 190	34.6	26 195	27 654	-5.3	1 082	1 304
5051	Metals service centers and offices -----	99	96	(D)	(D)	(D)	(D)	(D)	(D)	FF	GG
5052	Coal and other minerals and ores -----	9	4	(D)	(D)	(D)	(D)	(D)	(D)	CC	AA
506	Electrical goods -----	696	582	2 987 191	2 050 728	45.7	178 147	153 670	15.9	5 848	6 039
5063	Electrical apparatus and equipment, wiring supplies, and construction materials -----	291	256	852 339	746 410	14.2	67 347	55 118	22.2	2 486	2 272
5064	Electrical appliances, television and radio sets -----	56	53	604 454	292 483	106.7	16 637	17 152	-3.0	525	875
5065	Electronic parts and equipment, n.e.c. -----	349	273	1 530 398	1 011 835	51.2	94 163	81 400	15.7	2 837	2 892
507	Hardware, and plumbing and heating equipment and supplies -----	367	349	1 020 113	707 023	44.3	88 283	70 241	25.7	3 480	3 340
5072	Hardware -----	122	115	432 170	214 529	101.5	34 741	24 815	40.0	1 534	1 245
5074	Plumbing and heating equipment and supplies (hydronics) -----	140	127	353 363	303 677	16.4	28 731	24 404	17.7	1 157	1 240
5075	Warm air heating and air-conditioning equipment and supplies -----	74	81	177 282	161 803	9.6	19 853	17 429	13.9	598	677
5078	Refrigeration equipment and supplies -----	31	26	57 298	27 014	112.1	4 958	3 593	38.0	191	178
508	Machinery, equipment, and supplies -----	862	784	2 402 546	1 811 589	32.6	242 210	193 343	25.3	8 646	8 485
5082	Construction and mining (except petroleum) machinery and equipment -----	117	105	443 571	388 572	14.2	46 581	44 484	4.7	1 406	1 751
5083	Farm and garden machinery and equipment -----	86	83	179 122	146 660	22.1	19 295	16 432	17.4	754	798
5084	Industrial machinery and equipment -----	326	290	588 829	529 393	11.2	72 426	65 907	9.9	2 652	2 851
5085	Industrial supplies -----	157	145	268 905	180 334	49.1	30 874	20 619	49.7	1 102	1 030
5087	Service establishment equipment and supplies -----	117	118	152 979	132 328	15.6	28 729	22 855	25.7	1 328	1 306
5088	Transportation equipment and supplies, except motor vehicles -----	59	43	769 140	434 302	77.1	44 305	23 046	92.2	1 404	749
509	Miscellaneous durable goods -----	400	369	494 532	368 716	34.1	56 017	35 858	56.2	2 922	2 346
5091	Sporting and recreational goods and supplies -----	76	66	102 490	95 019	7.9	10 113	7 685	31.6	501	528
5092	Toys and hobby goods and supplies -----	33	25	56 499	27 672	104.2	4 527	1 792	152.6	267	103
5093	Scrap and waste materials -----	95	102	158 775	103 507	53.4	21 484	13 755	56.2	1 229	946
5094	Jewelry, watches, precious stones, and precious metals -----	96	71	106 633	86 223	23.7	10 976	5 142	113.5	454	306
5099	Durable goods, n.e.c. -----	100	105	70 135	56 295	24.6	8 917	7 484	19.1	471	463
<b>51</b>	<b>Nondurable goods -----</b>	<b>2 124</b>	<b>1 839</b>	<b>13 117 961</b>	<b>9 215 967</b>	<b>42.3</b>	<b>676 132</b>	<b>463 414</b>	<b>45.9</b>	<b>26 390</b>	<b>21 649</b>
511	Paper and paper products -----	230	215	776 071	464 488	67.1	62 219	44 805	38.9	2 440	2 089
5111	Printing and writing paper -----	31	28	200 051	174 637	14.6	13 894	13 648	1.8	427	504
5112	Stationery and office supplies -----	145	137	323 002	153 584	110.3	33 600	22 271	50.9	1 476	1 165
5113	Industrial and personal service paper -----	54	50	253 018	136 267	85.7	14 725	8 886	65.7	537	420
512	Drugs, drug proprietaries, and druggists' sundries -----	96	51	1 261 055	569 899	121.3	48 903	21 059	132.2	1 264	810
5122	Drugs, drug proprietaries, and druggists' sundries -----	96	51	1 261 055	569 899	121.3	48 903	21 059	132.2	1 264	810
513	Apparel, piece goods, and notions -----	130	75	180 705	91 790	96.9	20 369	9 236	120.5	1 119	617
5131	Piece goods, notions, and other dry goods -----	34	26	207 306	23 650	15.5	3 416	3 272	4.4	170	147
5136	Men's and boys' clothing and furnishings -----	40	23	97 294	44 443	118.9	11 304	4 235	166.9	617	362
5137	Women's, children's, and infants' clothing and accessories -----	49	20	46 914	15 863	195.7	4 708	1 293	264.1	283	84
5139	Footwear -----	7	6	9 191	7 834	17.3	941	436	115.8	49	24
514	Groceries and related products -----	699	629	6 542 492	4 337 208	50.8	305 267	215 359	41.7	12 264	9 924
5141	Groceries, general line -----	75	73	2 246 922	1 162 625	93.3	85 997	55 427	55.2	2 788	2 187
5142	Packaged frozen foods -----	47	39	461 044	337 471	36.6	24 870	17 490	42.2	800	668
5143	Dairy products, except dried or canned -----	51	28	655 349	267 316	145.2	20 174	8 801	129.2	717	390
5144	Poultry and poultry products -----	16	12	75 342	76 630	-1.7	2 578	3 041	-15.2	133	149
5145	Confectionery -----	34	34	153 199	96 051	59.5	10 414	7 733	34.7	680	342



**Table 3. Comparative Statistics for the State: 1992 and 1987 — Con.**

[For meaning of abbreviations and symbols, see introductory text. For explanation of terms and comparability of 1987 and 1992 censuses, see appendix A]

SIC code	Type of operation and kind of business	Establishments		Sales			Annual payroll			Paid employees for pay period including March 12	
		1992 (number)	1987 (number)	1992 (\$1,000)	1987 (\$1,000)	Percent change 1987 to 1992	1992 (\$1,000)	1987 (\$1,000)	Percent change 1987 to 1992	1992 (number)	1987 (number)
	<b>Wholesale trade — Con.</b>										
<b>51</b>	<b>Nondurable goods — Con.</b>										
514	Groceries and related products — Con.										
5146	Fish and seafoods .....	15	16	58 988	33 274	77.3	3 693	2 034	81.6	171	120
5147	Meats and meat products .....	49	56	656 257	469 880	39.7	16 691	16 774	-5	684	813
5148	Fresh fruits and vegetables .....	183	181	1 017 589	809 655	25.7	56 915	38 025	49.7	2 603	2 373
5149	Groceries and related products, n.e.c. ....	229	190	1 217 802	1 084 306	12.3	83 935	66 034	27.1	3 688	2 882
515	Farm-product raw materials .....	41	48	213 890	324 721	-34.1	4 900	7 983	-38.6	228	469
5153	Grain and field beans .....	14	17	55 500	107 793	-48.5	2 135	2 909	-26.6	79	161
5154	Livestock .....	16	15	83 099	111 105	-25.2	854	2 075	-58.8	82	176
5159	Farm-product raw materials, n.e.c. ....	11	16	75 291	105 823	-28.9	1 911	2 999	-36.3	67	132
516	Chemicals and allied products .....	153	125	459 695	354 755	29.6	39 495	24 803	59.2	1 176	1 034
5162	Plastics materials and basic forms and shapes .....	41	24	133 976	67 071	99.8	11 016	5 823	89.2	380	267
5169	Chemicals and allied products, n.e.c. ....	112	101	325 719	287 684	13.2	28 479	18 980	50.0	796	767
517	Petroleum and petroleum products .....	177	146	1 676 354	1 526 354	9.8	43 160	25 109	71.9	1 740	1 167
5171	Petroleum bulk stations and terminals .....	129	113	1 494 434	1 403 188	6.5	31 668	21 374	48.2	1 323	955
5172	Petroleum and petroleum products wholesalers, except bulk stations and terminals .....	48	33	181 920	123 166	47.7	11 492	3 735	207.7	417	212
518	Beer, wine, and distilled alcoholic beverages .....	53	72	838 582	705 237	18.9	64 646	53 313	21.3	2 090	2 160
5181	Beer and ale .....	33	41	493 059	370 436	33.1	42 844	30 934	38.5	1 337	1 259
5182	Wine and distilled alcoholic beverages .....	20	31	345 523	334 801	3.2	21 802	22 379	-2.6	753	901
519	Miscellaneous nondurable goods .....	545	478	1 169 117	841 515	38.9	87 173	61 747	41.2	4 069	3 379
5191	Farm supplies .....	181	176	365 234	298 179	22.5	26 566	22 673	17.2	1 089	1 102
5192	Books, periodicals, and newspapers .....	50	46	192 871	114 091	69.1	15 679	8 465	85.2	748	456
5193	Flowers, nursery stock, and florists' supplies .....	65	57	59 476	42 554	39.8	8 782	6 391	37.4	591	475
5194	Tobacco and tobacco products .....	7	12	373 021	250 375	49.0	10 822	7 606	42.3	373	357
5198	Paints, varnishes, and supplies .....	51	46	50 706	44 379	14.3	6 576	5 172	27.1	307	287
5199	Nondurable goods, n.e.c. ....	191	141	127 809	91 937	39.0	18 748	11 440	63.9	961	702
	<b>Merchant wholesalers .....</b>	<b>5 436</b>	<b>4 888</b>	<b>16 998 037</b>	<b>12 308 676</b>	<b>38.1</b>	<b>1 407 517</b>	<b>1 107 905</b>	<b>27.0</b>	<b>55 826</b>	<b>53 509</b>
<b>50</b>	<b>Durable goods .....</b>	<b>3 737</b>	<b>3 402</b>	<b>9 086 629</b>	<b>6 522 831</b>	<b>39.3</b>	<b>898 625</b>	<b>744 823</b>	<b>20.6</b>	<b>35 364</b>	<b>35 912</b>
501	Motor vehicles and motor vehicle parts and supplies ...	643	596	1 006 672	(D)	(D)	113 647	(D)	(D)	5 448	II
5012	Automobiles and other motor vehicles .....	95	71	361 691	258 211	40.1	25 781	18 889	36.5	1 039	929
5013	Motor vehicle supplies and new parts .....	364	352	(D)	(D)	(D)	(D)	(D)	(D)	HH	HH
5014	Tires and tubes .....	66	59	(D)	(D)	(D)	(D)	(D)	(D)	FF	FF
5015	Motor vehicle parts, used .....	118	114	50 492	38 478	31.2	10 639	8 121	31.0	623	540
502	Furniture and homefurnishings .....	208	183	371 793	276 805	34.3	45 644	36 692	24.4	1 830	1 728
5021	Furniture .....	85	83	137 869	120 691	14.2	16 244	17 489	-7.1	666	774
5023	Homefurnishings .....	123	100	233 924	156 114	49.8	29 400	19 203	53.1	1 164	954
503	Lumber and other construction materials .....	282	272	861 335	760 733	13.2	73 155	75 505	-3.1	2 923	3 705
5031	Lumber, plywood, millwork, and wood panels .....	107	103	492 696	432 929	13.8	33 674	35 498	-5.1	1 343	1 767
5032	Brick, stone, and related construction materials .....	76	69	101 016	(D)	(D)	14 269	(D)	(D)	550	FF
5033	Roofing, siding, and insulation materials .....	30	27	(D)	(D)	(D)	(D)	(D)	(D)	EE	EE
5039	Construction materials, n.e.c. ....	69	73	(D)	126 736	(D)	(D)	(D)	(D)	FF	FF
504	Professional and commercial equipment and supplies ...	610	566	2 376 102	1 034 119	129.8	195 463	136 542	43.2	6 846	6 147
5043	Photographic equipment and supplies .....	13	17	(D)	(D)	(D)	(D)	(D)	(D)	BB	CC
5044	Office equipment .....	108	136	185 649	(D)	(D)	48 651	(D)	(D)	2 002	GG
5045	Computers and computer peripheral equipment and software .....	236	159	1 713 166	523 874	227.0	82 579	50 590	63.2	2 502	1 972
5046	Commercial equipment, n.e.c. ....	64	75	78 976	(D)	(D)	10 327	(D)	(D)	421	FF
5047	Medical, dental, and hospital equipment and supplies ..	129	110	282 352	156 323	80.6	37 139	21 118	75.9	1 285	947
5048	Ophthalmic goods .....	21	19	(D)	(D)	(D)	(D)	(D)	(D)	EE	CC
5049	Professional equipment and supplies, n.e.c. ....	39	50	(D)	(D)	(D)	(D)	(D)	(D)	CC	EE
505	Metals and minerals, except petroleum .....	84	84	195 782	(D)	(D)	18 291	(D)	(D)	830	GG
5051	Metals service centers and offices .....	77	81	188 826	(D)	(D)	16 896	(D)	(D)	738	GG
5052	Coal and other minerals and ores .....	7	3	6 956	(D)	(D)	1 395	(D)	(D)	92	AA
506	Electrical goods .....	487	401	1 588 328	1 194 163	33.0	129 717	115 917	11.9	4 503	4 869
5063	Electrical apparatus and equipment, wiring supplies, and construction materials .....	211	185	526 131	(D)	(D)	54 045	(D)	(D)	2 079	GG
5064	Electrical appliances, television and radio sets .....	46	47	422 011	(D)	(D)	13 971	(D)	(D)	441	FF
5065	Electronic parts and equipment, n.e.c. ....	230	169	640 186	500 792	27.8	61 701	59 010	4.6	1 983	2 259
507	Hardware, and plumbing and heating equipment and supplies .....	313	293	811 209	560 539	44.7	75 643	59 072	28.1	3 075	2 953
5072	Hardware .....	104	96	375 113	185 759	101.9	30 444	22 008	38.3	1 403	1 145
5074	Plumbing and heating equipment and supplies (hydronics) .....	119	108	244 408	(D)	(D)	24 076	(D)	(D)	999	GG
5075	Warm air heating and air-conditioning equipment and supplies .....	65	65	155 112	(D)	(D)	17 118	(D)	(D)	522	EE
5078	Refrigeration equipment and supplies .....	25	24	36 576	(D)	(D)	4 005	(D)	(D)	151	CC
508	Machinery, equipment, and supplies .....	744	676	1 419 339	1 178 868	20.4	194 077	163 840	18.5	7 105	7 488
5082	Construction and mining (except petroleum) machinery and equipment .....	101	92	354 660	328 371	8.0	42 198	42 017	.4	1 288	1 673
5083	Farm and garden machinery and equipment .....	81	69	(D)	(D)	(D)	(D)	(D)	(D)	FF	FF
5084	Industrial machinery and equipment .....	267	241	437 678	399 651	9.5	63 059	60 552	4.1	2 336	2 659
5085	Industrial supplies .....	134	125	196 097	(D)	(D)	28 021	(D)	(D)	1 026	FF
5087	Service establishment equipment and supplies .....	113	113	143 107	(D)	(D)	28 334	(D)	(D)	1 314	GG
5088	Transportation equipment and supplies, except motor vehicles .....	48	36	(D)	(D)	(D)	(D)	(D)	(D)	EE	CC
509	Miscellaneous durable goods .....	366	331	456 069	(D)	(D)	52 988	(D)	(D)	2 804	GG
5091	Sporting and recreational goods and supplies .....	68	56	95 153	80 372	18.4	8 953	6 918	29.4	455	488
5092	Toys and hobby goods and supplies .....	29	22	44 012	(D)	(D)	4 304	(D)	(D)	259	BB
5093	Scrap and waste materials .....	93	100	(D)	(D)	(D)	(D)	(D)	(D)	GG	FF
5094	Jewelry, watches, precious stones, and precious metals .....	89	67	99 382	(D)	(D)	10 234	(D)	(D)	435	EE
5099	Durable goods, n.e.c. ....	87	86	(D)	(D)	(D)	(D)	(D)	(D)	EE	EE

**Table 3. Comparative Statistics for the State: 1992 and 1987 — Con.**

[For meaning of abbreviations and symbols, see introductory text. For explanation of terms and comparability of 1987 and 1992 censuses, see appendix A]

SIC code	Type of operation and kind of business	Establishments		Sales			Annual payroll			Paid employees for pay period including March 12	
		1992 (number)	1987 (number)	1992 (\$1,000)	1987 (\$1,000)	Percent change 1987 to 1992	1992 (\$1,000)	1987 (\$1,000)	Percent change 1987 to 1992	1992 (number)	1987 (number)
<b>Merchant wholesalers — Con.</b>											
<b>51</b>	<b>Nondurable goods</b> .....	<b>1 699</b>	<b>1 486</b>	<b>7 911 408</b>	<b>5 785 845</b>	<b>36.7</b>	<b>508 892</b>	<b>363 082</b>	<b>40.2</b>	<b>20 462</b>	<b>17 597</b>
511	Paper and paper products .....	183	184	536 745	360 081	49.1	52 694	39 858	32.2	2 082	1 903
5111	Printing and writing paper .....	24	24	168 681	161 541	4.4	13 079	13 350	-2.0	395	493
5112	Stationery and office supplies .....	118	120	247 032	115 475	113.9	28 037	18 779	49.3	1 302	1 044
5113	Industrial and personal service paper .....	41	40	121 032	83 065	45.7	11 578	7 729	49.8	385	366
512	Drugs, drug proprietaries, and druggists' sundries .....	81	43	638 075	(D)	(D)	20 795	(D)	(D)	829	FF
5122	Drugs, drug proprietaries, and druggists' sundries .....	81	43	638 075	(D)	(D)	20 795	(D)	(D)	829	FF
513	Apparel, piece goods, and notions .....	114	68	167 069	84 841	96.9	19 387	8 869	118.6	1 063	600
5131	Piece goods, notions, and other dry goods .....	30	26	25 227	23 650	6.7	3 287	3 272	.5	162	147
5136	Men's and boys' clothing and furnishings .....	34	20	91 182	(D)	(D)	10 727	(D)	(D)	579	EE
5137	Women's, children's, and infants' clothing and accessories .....	43	16	41 469	(D)	(D)	4 432	(D)	(D)	273	BB
5139	Footwear .....	7	6	9 191	7 834	17.3	941	436	115.8	49	24
514	Groceries and related products .....	481	427	3 769 766	2 545 898	48.1	207 254	148 936	39.2	8 172	7 085
5141	Groceries, general line .....	60	60	1 614 809	752 393	114.6	74 719	46 740	59.9	2 235	1 768
5142	Packaged frozen foods .....	36	26	384 919	246 660	56.1	22 108	14 823	49.1	704	540
5143	Dairy products, except dried or canned .....	38	23	384 360	(D)	(D)	12 612	(D)	(D)	472	EE
5144	Poultry and poultry products .....	10	11	40 789	(D)	(D)	975	(D)	(D)	43	CC
5145	Confectionery .....	22	23	31 213	(D)	(D)	3 041	(D)	(D)	146	CC
5146	Fish and seafoods .....	12	15	49 510	(D)	(D)	3 356	(D)	(D)	157	CC
5147	Meats and meat products .....	32	43	152 319	329 267	-53.7	9 813	13 567	-27.7	452	659
5148	Fresh fruits and vegetables .....	126	109	655 649	414 003	58.4	43 322	24 816	74.6	2 046	1 717
5149	Groceries and related products, n.e.c. ....	145	117	456 198	452 775	.8	37 308	35 192	6.0	1 917	1 698
515	Farm-product raw materials .....	35	38	143 824	235 941	-39.0	4 358	7 189	-39.4	166	314
5153	Grain and field beans .....	13	17	(D)	107 793	(D)	(D)	2 909	(D)	BB	161
5154	Livestock .....	13	9	20 330	(D)	(D)	549	(D)	(D)	37	BB
5159	Farm-product raw materials, n.e.c. ....	9	12	(D)	(D)	(D)	(D)	(D)	(D)	BB	BB
516	Chemicals and allied products .....	114	100	246 995	202 130	22.2	26 261	18 200	44.3	822	814
5162	Plastics materials and basic forms and shapes .....	30	24	93 899	67 071	40.0	9 650	5 823	65.7	303	267
5169	Chemicals and allied products, n.e.c. ....	84	76	153 096	135 059	13.4	16 611	12 377	34.2	519	547
517	Petroleum and petroleum products .....	153	120	637 485	573 045	11.2	36 519	20 316	79.8	1 558	1 031
5171	Petroleum bulk stations and terminals .....	115	90	463 988	(D)	(D)	25 288	(D)	(D)	1 156	FF
5172	Petroleum and petroleum products wholesalers, except bulk stations and terminals .....	38	30	173 497	(D)	(D)	11 231	(D)	(D)	402	CC
518	Beer, wine, and distilled alcoholic beverages .....	51	69	(D)	(D)	(D)	(D)	(D)	(D)	GG	GG
5181	Beer and ale .....	33	41	493 059	370 436	33.1	42 844	30 934	38.5	1 337	1 259
5182	Wine and distilled alcoholic beverages .....	18	28	(D)	(D)	(D)	(D)	(D)	(D)	FF	FF
519	Miscellaneous nondurable goods .....	487	437	(D)	757 946	(D)	(D)	57 055	(D)	HH	3 180
5191	Farm supplies .....	171	173	348 862	(D)	(D)	25 252	(D)	(D)	1 012	GG
5192	Books, periodicals, and newspapers .....	34	32	102 531	70 069	46.3	11 368	6 370	78.5	575	389
5193	Flowers, nursery stock, and florists' supplies .....	64	54	(D)	(D)	(D)	(D)	(D)	(D)	FF	EE
5194	Tobacco and tobacco products .....	6	12	(D)	250 375	(D)	(D)	7 606	(D)	EE	357
5198	Paints, varnishes, and supplies .....	38	37	36 516	24 737	47.6	5 235	3 452	51.7	252	214
5199	Nondurable goods, n.e.c. ....	174	129	(D)	82 291	(D)	(D)	10 763	(D)	FF	655
<b>Manufacturers' sales branches and sales offices</b> .....											
		<b>476</b>	<b>437</b>	<b>7 638 820</b>	<b>6 136 950</b>	<b>24.5</b>	<b>338 307</b>	<b>246 038</b>	<b>37.5</b>	<b>9 317</b>	<b>8 009</b>
<b>50</b>	<b>Durable goods</b> .....	<b>260</b>	<b>276</b>	<b>4 149 178</b>	<b>3 944 811</b>	<b>5.2</b>	<b>212 481</b>	<b>176 300</b>	<b>20.5</b>	<b>5 160</b>	<b>5 625</b>
501	Motor vehicles and motor vehicle parts and supplies .....	20	20	94 927	(D)	(D)	4 518	(D)	(D)	150	EE
502	Furniture and home furnishings .....	6	7	(D)	37 504	(D)	(D)	874	(D)	BB	27
503	Lumber and other construction materials .....	32	32	129 826	(D)	(D)	8 369	(D)	(D)	309	FF
504	Professional and commercial equipment and supplies .....	60	88	1 466 226	1 207 032	21.5	112 203	100 103	12.1	2 138	3 068
505	Metals and minerals, except petroleum .....	19	9	803 638	(D)	(D)	7 130	(D)	(D)	217	BB
506	Electrical goods .....	65	56	712 098	(D)	(D)	30 166	(D)	(D)	806	FF
507	Hardware, and plumbing and heating equipment and supplies .....	14	15	76 403	57 458	33.0	7 922	6 376	24.2	253	187
508	Machinery, equipment, and supplies .....	43	47	818 157	(D)	(D)	40 928	(D)	(D)	1 255	FF
509	Miscellaneous durable goods .....	1	2	(D)	(D)	(D)	(D)	(D)	(D)	AA	BB
<b>51</b>	<b>Nondurable goods</b> .....	<b>216</b>	<b>161</b>	<b>3 489 642</b>	<b>2 192 139</b>	<b>59.2</b>	<b>125 826</b>	<b>69 738</b>	<b>80.4</b>	<b>4 157</b>	<b>2 384</b>
511	Paper and paper products .....	28	17	155 161	77 536	100.1	6 884	4 150	65.9	230	130
512	Drugs, drug proprietaries, and druggists' sundries .....	12	5	621 125	(D)	(D)	28 016	(D)	(D)	430	EE
513	Apparel, piece goods, and notions .....	5	2	5 983	(D)	(D)	615	(D)	(D)	40	AA
514	Groceries and related products .....	89	73	1 312 161	723 395	81.4	64 189	39 278	63.4	2 641	1 497
515	Farm-product raw materials .....										
516	Chemicals and allied products .....	29	21	165 585	(D)	(D)	11 643	(D)	(D)	329	CC
517	Petroleum and petroleum products .....	21	24	(D)	(D)	(D)	(D)	(D)	(D)	CC	CC
518	Beer, wine, and distilled alcoholic beverages .....	1	2	(D)	(D)	(D)	(D)	(D)	(D)	AA	BB
519	Miscellaneous nondurable goods .....	31	17	172 224	62 949	173.6	7 820	3 910	100.0	309	144
<b>Agents, brokers, and commission merchants</b> .....											
		<b>606</b>	<b>549</b>	<b>3 337 673</b>	<b>2 331 182</b>	<b>43.2</b>	<b>91 133</b>	<b>66 313</b>	<b>37.4</b>	<b>3 693</b>	<b>3 169</b>
<b>50</b>	<b>Durable goods</b> .....	<b>397</b>	<b>357</b>	<b>1 620 762</b>	<b>1 093 199</b>	<b>48.3</b>	<b>49 719</b>	<b>35 719</b>	<b>39.2</b>	<b>1 922</b>	<b>1 501</b>
501	Motor vehicles and motor vehicle parts and supplies .....	14	14	422 024	(D)	(D)	6 012	(D)	(D)	500	CC
502	Furniture and home furnishings .....	29	30	(D)	61 135	(D)	(D)	1 895	(D)	CC	96
503	Lumber and other construction materials .....	15	14	33 062	(D)	(D)	1 243	(D)	(D)	41	BB
504	Professional and commercial equipment and supplies .....	42	29	78 136	48 912	59.7	6 487	3 336	94.5	138	125
505	Metals and minerals, except petroleum .....	5	7	13 374	(D)	(D)	774	(D)	(D)	35	AA
506	Electrical goods .....	144	125	686 765	(D)	(D)	18 264	(D)	(D)	539	EE

**Table 3. Comparative Statistics for the State: 1992 and 1987 — Con.**

[For meaning of abbreviations and symbols, see introductory text. For explanation of terms and comparability of 1987 and 1992 censuses, see appendix A]

SIC code	Type of operation and kind of business	Establishments		Sales			Annual payroll			Paid employees for pay period including March 12	
		1992 (number)	1987 (number)	1992 (\$1,000)	1987 (\$1,000)	Percent change 1987 to 1992	1992 (\$1,000)	1987 (\$1,000)	Percent change 1987 to 1992	1992 (number)	1987 (number)
	<b>Agents, brokers, and commission merchants — Con.</b>										
<b>50</b>	<b>Durable goods — Con.</b>										
507	Hardware, and plumbing and heating equipment and supplies .....	40	41	132 501	89 026	48.8	4 718	4 793	-1.6	152	200
508	Machinery, equipment, and supplies .....	75	61	165 050	(D)	(D)	7 205	(D)	(D)	286	EE
509	Miscellaneous durable goods .....	33	36	(D)	40 996	(D)	(D)	1 775	(D)	CC	99
<b>51</b>	<b>Nondurable goods .....</b>	<b>209</b>	<b>192</b>	<b>1 716 911</b>	<b>1 237 983</b>	<b>38.7</b>	<b>41 414</b>	<b>30 594</b>	<b>35.4</b>	<b>1 771</b>	<b>1 668</b>
511	Paper and paper products .....	19	14	84 165	26 871	213.2	2 641	797	231.4	128	56
512	Drugs, drug proprietaries, and druggists' sundries .....	3	3	1 855	(D)	(D)	92	(D)	(D)	5	AA
513	Apparel, piece goods, and notions .....	11	5	7 653	(D)	(D)	367	(D)	(D)	16	AA
514	Groceries and related products .....	129	129	1 460 565	1 067 915	36.8	33 824	27 145	24.6	1 451	1 342
515	Farm-product raw materials .....	6	10	70 066	88 780	-21.1	542	794	-31.7	62	155
516	Chemicals and allied products .....	10	4	47 115	(D)	(D)	1 591	(D)	(D)	25	BB
517	Petroleum and petroleum products .....	3	2	(D)	(D)	(D)	(D)	(D)	(D)	AA	AA
518	Beer, wine, and distilled alcoholic beverages .....	1	1	(D)	(D)	(D)	(D)	(D)	(D)	AA	AA
519	Miscellaneous nondurable goods .....	27	24	(D)	20 620	(D)	(D)	782	(D)	BB	55

**Table 4. Summary Statistics for Counties and for Places With 2,500 Inhabitants or More: 1992**

[For meaning of abbreviations and symbols, see introductory text. For explanation of terms and comparability of 1987 and 1992 censuses, see appendix A. For information on geographic areas followed by ▲, see appendix F]

Geographic area	Establishments (number)	Sales (\$1,000)	Annual payroll (\$1,000)	Paid employees for pay period including March 12 (number)	Merchant wholesalers			Other operating types		
					Establishments (number)	Sales (\$1,000)	Annual payroll (\$1,000)	Paid employees for pay period including March 12 (number)	Establishments (number)	Sales (\$1,000)
<b>Arizona .....</b>	<b>6 518</b>	<b>27 974 530</b>	<b>1 836 957</b>	<b>68 836</b>	<b>5 436</b>	<b>16 998 037</b>	<b>1 407 517</b>	<b>55 826</b>	<b>1 082</b>	<b>10 976 493</b>
Apache County .....	13	11 980	892	42	10	(D)	(D)	BB	3	(D)
Eagar .....	—	—	—	—	—	—	—	—	—	—
St. Johns .....	3	1 389	103	5	2	(D)	(D)	AA	1	(D)
Balance of county .....	10	10 591	789	37	8	(D)	(D)	BB	2	(D)
Cochise County .....	77	118 845	7 700	457	74	114 189	7 200	430	3	4 656
Benson .....	3	1 059	91	8	2	(D)	(D)	AA	1	(D)
Bisbee .....	7	(D)	(D)	BB	7	(D)	(D)	BB	—	—
Douglas .....	13	13 094	1 189	69	13	13 094	1 189	69	—	—
Sierra Vista .....	20	18 210	1 602	95	20	18 210	1 602	95	—	—
Willcox .....	13	20 889	1 242	59	13	20 889	1 242	59	—	—
Balance of county .....	21	(D)	(D)	CC	19	(D)	(D)	CC	2	(D)
Coconino County .....	125	226 941	20 739	988	103	189 967	17 254	837	22	36 974
Flagstaff .....	98	201 038	18 368	859	82	170 621	15 276	724	16	30 417
Page .....	8	13 175	1 374	64	5	8 022	1 049	52	3	5 153
Sedona (part) ▲ .....	8	(D)	(D)	BB	6	(D)	(D)	BB	2	(D)
Williams .....	—	—	—	—	—	—	—	—	—	—
Balance of county .....	11	(D)	(D)	BB	10	(D)	(D)	BB	1	(D)
Gila County .....	34	36 148	3 501	180	32	(D)	(D)	CC	2	(D)
Globe .....	9	15 819	1 785	83	9	15 819	1 785	83	—	—
Payson .....	10	4 683	682	30	10	4 683	682	30	—	—
Balance of county .....	15	15 646	1 034	67	13	(D)	(D)	BB	2	(D)
Graham County .....	31	35 680	2 890	197	28	32 971	2 587	182	3	2 709
Safford .....	17	27 316	1 884	123	14	24 607	1 581	108	3	2 709
Thatcher .....	6	5 021	563	41	6	5 021	563	41	—	—
Balance of county .....	8	3 343	443	33	8	3 343	443	33	—	—
Greenlee County .....	9	8 566	536	32	9	8 566	536	32	—	—
Clifton .....	4	2 558	288	20	4	2 558	288	20	—	—
Balance of county .....	5	6 008	248	12	5	6 008	248	12	—	—
La Paz County .....	22	30 077	2 375	116	21	(D)	(D)	CC	1	(D)
Parker .....	14	(D)	(D)	BB	13	(D)	(D)	BB	1	(D)
Balance of county .....	8	(D)	(D)	BB	8	(D)	(D)	BB	—	—
Maricopa County .....	4 389	22 986 497	1 432 175	50 470	3 556	13 342 294	1 077 556	40 255	833	9 644 203
Apache Junction (part) ▲ .....	1	(D)	(D)	AA	1	(D)	(D)	AA	—	—
Avondale .....	3	3 113	326	17	3	3 113	326	17	—	—
Buckeye .....	14	30 356	2 202	105	14	30 356	2 202	105	—	—
Cave Creek .....	5	(D)	(D)	AA	3	1 042	102	8	2	(D)
Chandler .....	111	570 360	30 070	1 251	98	273 951	25 605	927	13	296 409
El Mirage .....	3	1 969	247	47	3	1 969	247	47	—	—
Fountain Hills ▲ .....	12	9 152	1 339	69	9	4 804	1 200	64	3	4 348
Gilbert .....	41	70 602	7 170	283	37	66 016	6 983	274	4	4 586
Glendale .....	161	528 159	39 360	1 610	150	460 411	37 970	1 550	11	67 748
Goodyear .....	7	272 362	9 762	418	6	(D)	(D)	EE	1	(D)

**Table 4. Summary Statistics for Counties and for Places With 2,500 Inhabitants or More: 1992—Con.**

[For meaning of abbreviations and symbols, see introductory text. For explanation of terms and comparability of 1987 and 1992 censuses, see appendix A. For information on geographic areas followed by ▲, see appendix F]

Geographic area	Estab-lish-ments (number)	Sales (\$1,000)	Annual payroll (\$1,000)	Paid employees for pay period including March 12 (number)	Merchant wholesalers			Other operating types		
					Estab-lish-ments (number)	Sales (\$1,000)	Annual payroll (\$1,000)	Paid employees for pay period including March 12 (number)	Estab-lish-ments (number)	Sales (\$1,000)
<b>Arizona—Con.</b>										
<b>Maricopa County—Con.</b>										
Guadalupe .....	20	52 509	5 966	197	16	46 496	5 028	163	4	6 013
Litchfield Park ▲ .....	—	—	—	—	—	—	—	—	—	—
Mesa .....	293	879 971	59 416	2 298	252	610 658	53 470	2 099	41	269 313
Paradise Valley .....	25	128 791	7 212	86	12	7 972	1 058	46	13	120 819
Peoria .....	23	26 150	2 715	138	18	16 286	1 396	71	5	9 864
Phoenix.....	2 430	13 676 684	955 573	33 105	1 968	7 797 800	694 645	25 534	462	5 878 884
Queen Creek ▲ .....	2	(D)	(D)	AA	2	(D)	(D)	AA	—	—
Scottsdale .....	501	1 793 199	94 697	3 237	398	842 284	65 134	2 610	103	950 915
Surprise .....	—	—	—	—	—	—	—	—	—	—
Tempe.....	591	4 430 786	187 250	6 479	442	2 670 870	148 214	5 313	149	1 759 916
Tolleson .....	6	20 512	1 451	52	5	(D)	(D)	BB	1	(D)
Wickenburg .....	9	24 660	1 698	67	7	(D)	(D)	BB	2	(D)
Youngtown .....	1	(D)	(D)	AA	1	(D)	(D)	AA	—	—
Balance of county .....	130	459 233	24 857	974	111	191 981	20 861	878	19	267 252
<b>Mohave County .....</b>										
Bullhead City .....	28	38 973	3 724	218	27	(D)	(D)	CC	1	(D)
Kingman .....	40	146 454	10 246	442	36	126 472	8 790	371	4	19 982
Lake Havasu City .....	56	71 249	6 076	327	56	71 249	6 076	327	—	—
Balance of county .....	21	12 458	1 734	79	19	(D)	(D)	BB	2	(D)
<b>Navajo County .....</b>										
Holbrook .....	8	19 919	1 035	55	7	(D)	(D)	BB	1	(D)
Show Low .....	18	25 327	2 029	100	13	(D)	(D)	BB	5	(D)
Snowflake.....	3	2 994	263	18	2	(D)	(D)	AA	1	(D)
Winslow .....	10	10 137	787	45	9	(D)	(D)	BB	1	(D)
Balance of county .....	19	19 774	1 754	94	17	(D)	(D)	BB	2	(D)
<b>Pima County .....</b>										
Oro Valley .....	985	2 335 784	228 649	9 707	880	1 565 227	178 684	8 024	105	770 557
South Tucson .....	1	(D)	(D)	AA	1	(D)	(D)	AA	—	—
Tucson .....	20	25 543	2 287	108	18	(D)	(D)	BB	2	(D)
Balance of county .....	719	1 789 330	184 912	7 482	646	1 264 393	144 366	6 331	73	524 937
<b>Pinal County .....</b>										
Apache Junction (part) ▲ .....	12	(D)	(D)	BB	12	(D)	(D)	BB	—	—
Casa Grande .....	50	153 068	9 615	397	47	(D)	(D)	EE	3	(D)
Coolidge .....	12	51 946	3 552	116	12	51 946	3 552	116	—	—
Eloy .....	1	(D)	(D)	AA	1	(D)	(D)	AA	—	—
Florence .....	1	(D)	(D)	AA	1	(D)	(D)	AA	—	—
Superior .....	—	—	—	—	—	—	—	—	—	—
Balance of county .....	20	30 985	3 025	135	19	(D)	(D)	CC	1	(D)
<b>Santa Cruz County .....</b>										
Nogales .....	217	757 020	35 643	1 656	155	(D)	(D)	GG	62	(D)
Balance of county .....	180	(D)	(D)	GG	137	(D)	(D)	GG	43	(D)
<b>Yavapai County .....</b>										
Camp Verde.....	11	8 396	743	35	10	(D)	(D)	BB	1	(D)
Chino Valley .....	6	5 781	791	47	6	5 781	791	47	—	—
Cottonwood .....	28	14 096	1 856	118	28	14 096	1 856	118	—	—
Prescott .....	59	111 838	6 707	370	50	81 374	5 858	308	9	30 464
Prescott Valley .....	11	(D)	(D)	CC	11	(D)	(D)	CC	—	—
Sedona (part) ▲ .....	1	(D)	(D)	AA	1	(D)	(D)	AA	—	—
Balance of county .....	31	(D)	(D)	CC	29	(D)	(D)	CC	2	(D)
<b>Yuma County .....</b>										
San Luis .....	170	529 424	39 817	1 946	155	474 014	38 271	1 883	15	55 410
Somerton .....	4	13 132	992	36	4	13 132	992	36	—	—
Yuma.....	105	305 476	22 163	979	96	253 073	20 762	923	9	52 403
Balance of county .....	61	210 816	16 662	931	55	207 809	16 517	924	6	3 007

**Table 5. Summary Statistics for Places With 200 Establishments or More: 1992**

[For meaning of abbreviations and symbols, see introductory text. For explanation of terms and comparability of 1987 and 1992 censuses, see appendix A. For information on geographic areas followed by ▲, see appendix F]

SIC code	Geographic area and kind of business	Estab-lish-ments (number)	Sales (\$1,000)	Annual payroll (\$1,000)	Paid employees for pay period including March 12 (number)	Merchant wholesalers			Other operating types		
						Estab-lish-ments (number)	Sales (\$1,000)	Annual payroll (\$1,000)	Paid employees for pay period including March 12 (number)	Estab-lish-ments (number)	Sales (\$1,000)
<b>MESA</b>											
	<b>Wholesale trade -----</b>	<b>293</b>	<b>879 971</b>	<b>59 416</b>	<b>2 298</b>	<b>252</b>	<b>610 658</b>	<b>53 470</b>	<b>2 099</b>	<b>41</b>	<b>269 313</b>
<b>50</b>	<b>Durable goods -----</b>	<b>219</b>	<b>687 402</b>	<b>46 588</b>	<b>1 657</b>	<b>191</b>	<b>505 679</b>	<b>43 408</b>	<b>1 566</b>	<b>28</b>	<b>181 723</b>
501	Motor vehicles and motor vehicle parts and supplies -----	45	69 079	6 511	337	42	60 854	6 438	331	3	8 225
502	Furniture and homefurnishings -----	10	13 014	1 212	51	8	(D)	(D)	BB	2	(D)
503	Lumber and other construction materials -----	12	62 547	3 590	127	9	57 552	3 088	110	3	4 995
504	Professional and commercial equipment and supplies -----	37	35 408	4 119	148	33	33 569	3 984	141	4	1 839
505	Metals and minerals, except petroleum -----	4	(D)	(D)	AA	3	(D)	(D)	AA	1	(D)
506	Electrical goods -----	24	214 929	4 297	140	16	76 882	2 807	103	8	138 047
507	Hardware, and plumbing and heating equipment and supplies -----	26	68 319	4 978	185	21	44 564	4 245	171	5	23 755
508	Machinery, equipment, and supplies -----	44	208 003	20 529	597	43	(D)	(D)	FF	1	(D)
509	Miscellaneous durable goods -----	17	(D)	(D)	BB	16	(D)	(D)	BB	1	(D)
<b>51</b>	<b>Nondurable goods -----</b>	<b>74</b>	<b>192 569</b>	<b>12 828</b>	<b>641</b>	<b>61</b>	<b>104 979</b>	<b>10 062</b>	<b>533</b>	<b>13</b>	<b>87 590</b>
511	Paper and paper products -----	10	13 976	1 479	67	8	(D)	(D)	BB	2	(D)
512	Drugs, drug proprietaries, and druggists' sundries -----	1	(D)	(D)	AA	1	(D)	(D)	AA	-	-
513	Apparel, piece goods, and notions -----	4	1 284	154	17	3	(D)	(D)	AA	1	(D)
514	Groceries and related products -----	24	125 416	6 295	245	19	49 881	4 051	168	5	75 535
515	Farm-product raw materials -----	-	-	-	-	-	-	-	-	-	-
516	Chemicals and allied products -----	8	10 806	573	30	6	(D)	(D)	BB	2	(D)
517	Petroleum and petroleum products -----	5	27 259	2 919	168	5	27 259	2 919	168	-	-
518	Beer, wine, and distilled alcoholic beverages -----	-	-	-	-	-	-	-	-	-	-
519	Miscellaneous nondurable goods -----	22	(D)	(D)	CC	19	10 215	1 087	83	3	(D)
<b>PHOENIX</b>											
	<b>Wholesale trade -----</b>	<b>2 430</b>	<b>13 676 684</b>	<b>955 573</b>	<b>33 105</b>	<b>1 968</b>	<b>7 797 800</b>	<b>694 645</b>	<b>25 534</b>	<b>462</b>	<b>5 878 884</b>
<b>50</b>	<b>Durable goods -----</b>	<b>1 716</b>	<b>6 620 410</b>	<b>607 125</b>	<b>20 659</b>	<b>1 410</b>	<b>3 712 283</b>	<b>437 338</b>	<b>16 317</b>	<b>306</b>	<b>2 908 127</b>
501	Motor vehicles and motor vehicle parts and supplies -----	248	648 121	68 415	2 858	231	544 364	64 344	2 733	17	103 757
5012	Automobiles and other motor vehicles -----	41	241 588	20 174	642	39	(D)	(D)	FF	2	(D)
5013	Motor vehicle supplies and new parts -----	131	262 888	31 663	1 584	117	(D)	(D)	GG	4	(D)
5014	Tires and tubes -----	30	115 233	10 732	330	29	(D)	(D)	EE	1	(D)
5015	Motor vehicle parts, used -----	46	28 412	5 846	302	46	28 412	5 846	302	-	-
502	Furniture and homefurnishings -----	112	244 770	25 403	955	96	(D)	(D)	FF	16	(D)
5021	Furniture -----	56	134 406	12 323	450	45	86 865	10 601	375	11	47 541
5023	Homefurnishings -----	56	110 364	13 080	505	51	(D)	(D)	EE	5	(D)
503	Lumber and other construction materials -----	116	542 088	38 204	1 416	95	433 848	32 340	1 206	21	108 240
5031	Lumber, plywood, millwork, and wood panels -----	40	291 778	16 129	591	35	274 296	15 235	562	5	17 482
5032	Brick, stone, and related construction materials -----	30	52 547	5 785	210	25	(D)	(D)	CC	5	(D)
5033	Roofing, siding, and insulation materials -----	14	122 403	7 286	274	12	(D)	(D)	EE	2	(D)
5039	Construction materials, n.e.c. -----	32	75 360	9 004	341	23	(D)	(D)	CC	9	(D)
504	Professional and commercial equipment and supplies -----	287	1 783 515	169 979	4 566	236	685 196	88 661	3 103	51	1 098 319
5043	Photographic equipment and supplies -----	5	102 215	6 400	174	4	(D)	(D)	BB	1	(D)
5044	Office equipment -----	56	188 267	38 259	1 338	45	84 255	21 288	968	11	104 012
5045	Computers and computer peripheral equipment and software -----	95	1 154 190	82 538	1 681	79	302 771	28 517	826	16	851 419
5046	Commercial equipment, n.e.c. -----	39	57 065	7 076	255	31	43 198	6 602	229	8	13 867
5047	Medical, dental, and hospital equipment and supplies -----	70	250 028	30 589	926	59	203 145	25 942	851	11	46 883
5048	Ophthalmic goods -----	7	16 222	2 579	114	6	(D)	(D)	CC	1	(D)
5049	Professional equipment and supplies, n.e.c. -----	15	15 528	2 538	78	12	(D)	(D)	BB	3	(D)
505	Metals and minerals, except petroleum -----	53	(D)	(D)	FF	40	(D)	(D)	EE	13	(D)
5051	Metals service centers and offices -----	51	(D)	(D)	FF	38	(D)	(D)	EE	13	(D)
5052	Coal and other minerals and ores -----	2	(D)	(D)	AA	2	(D)	(D)	AA	-	-
506	Electrical goods -----	280	1 248 555	94 541	2 797	186	640 151	69 715	2 069	94	608 404
5063	Electrical apparatus and equipment, wiring supplies, and construction materials -----	131	513 812	38 981	1 179	86	289 858	31 285	934	45	223 954
5064	Electrical appliances, television and radio sets -----	24	234 106	11 004	361	19	158 383	9 777	318	5	75 723
5065	Electronic parts and equipment, n.e.c. -----	125	500 637	44 556	1 257	81	191 910	28 653	817	44	308 727
507	Hardware, and plumbing and heating equipment and supplies -----	147	474 985	50 569	1 858	118	353 423	41 835	1 612	29	121 562
5072	Hardware -----	55	160 889	20 397	907	46	123 301	17 147	818	9	37 588
5074	Plumbing and heating equipment and supplies (hydronics) -----	44	158 788	11 899	423	33	104 411	9 756	369	11	54 377
5075	Warm air heating and air-conditioning equipment and supplies -----	35	115 771	14 810	405	30	(D)	(D)	EE	5	(D)
5078	Refrigeration equipment and supplies -----	13	39 537	3 463	123	9	(D)	(D)	BB	4	(D)
508	Machinery, equipment, and supplies -----	345	1 256 013	117 457	4 332	291	530 221	81 408	3 115	54	725 792
5082	Construction and mining (except petroleum) machinery and equipment -----	37	75 671	10 451	345	33	62 499	9 216	294	4	13 172
5083	Farm and garden machinery and equipment -----	14	27 513	2 586	92	11	(D)	(D)	BB	3	(D)
5084	Industrial machinery and equipment -----	155	293 701	39 804	1 503	124	217 756	34 706	1 294	31	75 945
5085	Industrial supplies -----	68	128 039	18 948	649	59	110 206	17 414	609	9	17 833
5087	Service establishment equipment and supplies -----	51	77 789	13 652	697	48	(D)	(D)	FF	3	(D)
5088	Transportation equipment and supplies, except motor vehicles -----	20	653 300	32 016	1 046	16	(D)	(D)	CC	4	(D)

**Table 5. Summary Statistics for Places With 200 Establishments or More: 1992 —Con.**

[For meaning of abbreviations and symbols, see introductory text. For explanation of terms and comparability of 1987 and 1992 censuses, see appendix A. For information on geographic areas followed by ▲, see appendix F]

SIC code	Geographic area and kind of business	Estab-lish-ments (number)	Sales (\$1,000)	Annual payroll (\$1,000)	Paid employees for pay period including March 12 (number)	Merchant wholesalers			Other operating types	
						Estab-lish-ments (number)	Sales (\$1,000)	Annual payroll (\$1,000)	Paid employees for pay period including March 12 (number)	Estab-lish-ments (number)
<b>PHOENIX—Con.</b>										
<b>50</b>	<b>Durable goods —Con.</b>									
509	Miscellaneous durable goods -----	128	(D)	(D)	GG	117	186 092	22 882	1 123	11 (D)
5091	Sporting and recreational goods and supplies ----	22	48 482	5 307	252	20 (D)	(D)	(D)	CC	2 (D)
5092	Toys and hobby goods and supplies -----	16	16 553	1 036	80	13 (D)	(D)	(D)	BB	3 (D)
5093	Scrap and waste materials -----	34	76 659	10 096	511	32 (D)	(D)	(D)	EE	2 (D)
5094	Jewelry, watches, precious stones, and precious metals-----	20	28 370	2 394	70	19 (D)	(D)	(D)	BB	1 (D)
5099	Durable goods, n.e.c. -----	36	(D)	(D)	EE	33	31 782	5 438	273	3 (D)
<b>51</b>	<b>Nondurable goods -----</b>	<b>714</b>	<b>7 056 274</b>	<b>348 448</b>	<b>12 446</b>	<b>558</b>	<b>4 085 517</b>	<b>257 307</b>	<b>9 217</b>	<b>156 2 970 757</b>
511	Paper and paper products -----	103	464 209	39 420	1 330	79	302 463	32 606	1 059	24 161 746
5111	Printing and writing paper -----	20	147 141	10 243	308	15 (D)	(D)	(D)	EE	5 (D)
5112	Stationery and office supplies -----	54	163 601	19 670	696	43 (D)	(D)	(D)	FF	11 (D)
5113	Industrial and personal service paper -----	29	153 467	9 507	326	21	60 979	6 820	186	8 92 488
512	Drugs, drug proprietaries, and druggists' sundries ---	42	848 673	28 990	770	34	532 015	12 440	481	8 316 658
5122	Drugs, drug proprietaries, and druggists' sundries -	42	848 673	28 990	770	34	532 015	12 440	481	8 316 658
513	Apparel, piece goods, and notions -----	45	60 787	6 502	321	38	54 842	6 036	299	7 5 945
5131	Piece goods, notions, and other dry goods -----	19	17 763	2 197	103	16 (D)	(D)	(D)	BB	3 (D)
5136	Men's and boys' clothing and furnishings -----	11	30 544	2 642	104	8 (D)	(D)	(D)	BB	3 (D)
5137	Women's, children's, and infants' clothing and accessories -----	15	12 480	1 663	114	14 (D)	(D)	(D)	CC	1 (D)
5139	Footwear -----									
514	Groceries and related products -----	228	3 940 323	179 392	6 480	156	2 297 824	126 891	4 356	72 1 642 499
5141	Groceries, general line -----	29	1 945 877	75 126	2 288	21	1 470 220	66 914	1 888	8 475 657
5142	Packaged frozen foods -----	19	287 909	15 746	492	15	230 779	14 543	462	4 57 130
5143	Dairy products, except dried or canned -----	18	265 770	8 631	289	11	52 747	2 767	112	7 213 023
5144	Poultry and poultry products -----	9	62 215	2 028	105	5	36 574	779	31	4 25 641
5145	Confectionery -----	17	106 286	5 181	286	9	16 285	957	42	8 90 001
5146	Fish and seafoods -----	9	44 249	2 759	122	7 (D)	(D)	(D)	CC	2 (D)
5147	Meats and meat products -----	26	475 420	10 362	387	12	98 147	4 821	203	14 377 273
5148	Fresh fruits and vegetables -----	36	175 442	11 214	491	35 (D)	(D)	(D)	EE	1 (D)
5149	Groceries and related products, n.e.c. -----	65	577 155	48 345	2 020	41 (D)	(D)	(D)	GG	24 (D)
515	Farm-product raw materials -----	13	92 085	2 202	64	12 (D)	(D)	(D)	BB	1 (D)
5153	Grain and field beans -----	3	(D)	(D)	AA	3 (D)	(D)	(D)	AA	—
5154	Livestock -----	3	15 736	268	31	2 (D)	(D)	(D)	AA	1 (D)
5159	Farm-product raw materials, n.e.c. -----	7	(D)	(D)	AA	7 (D)	(D)	(D)	AA	—
516	Chemicals and allied products -----	62	182 901	18 484	647	49	141 752	14 924	496	13 41 149
5162	Plastics materials and basic forms and shapes ---	16	60 204	5 641	254	13	50 172	4 820	194	3 10 032
5169	Chemicals and allied products, n.e.c. -----	46	122 697	12 843	393	36	91 580	10 104	302	10 31 117
517	Petroleum and petroleum products -----	38	772 742	14 324	524	32	139 213	10 435	425	6 633 529
5171	Petroleum bulk stations and terminals -----	28	755 994	11 606	416	23 (D)	(D)	(D)	EE	5 (D)
5172	Petroleum and petroleum products wholesalers, except bulk stations and terminals -----	10	16 748	2 718	108	9 (D)	(D)	(D)	CC	1 (D)
518	Beer, wine, and distilled alcoholic beverages -----	10	313 293	25 290	731	10	313 293	25 290	731	— —
5181	Beer and ale -----	2	(D)	(D)	CC	2 (D)	(D)	(D)	CC	— —
5182	Wine and distilled alcoholic beverages -----	8	(D)	(D)	FF	8 (D)	(D)	(D)	FF	— —
519	Miscellaneous nondurable goods -----	173	381 261	33 844	1 579	148 (D)	(D)	(D)	GG	25 (D)
5191	Farm supplies -----	38	61 211	5 639	242	35 (D)	(D)	(D)	CC	3 (D)
5192	Books, periodicals, and newspapers -----	17	89 526	6 008	261	9	24 011	2 309	113	8 65 515
5193	Flowers, nursery stock, and florists' supplies ----	35	44 497	5 896	360	34 (D)	(D)	(D)	EE	1 (D)
5194	Tobacco and tobacco products -----	3	(D)	(D)	BB	2 (D)	(D)	(D)	BB	1 (D)
5198	Paints, varnishes, and supplies -----	25	33 220	4 693	197	19	26 164	3 990	168	6 7 056
5199	Nondurable goods, n.e.c. -----	55	(D)	(D)	EE	49	46 483	8 249	418	6 (D)
<b>SCOTTSDALE</b>										
	<b>Wholesale trade -----</b>	<b>501</b>	<b>1 793 199</b>	<b>94 697</b>	<b>3 237</b>	<b>398</b>	<b>842 284</b>	<b>65 134</b>	<b>2 610</b>	<b>103 950 915</b>
<b>50</b>	<b>Durable goods -----</b>	<b>344</b>	<b>1 055 042</b>	<b>56 669</b>	<b>1 915</b>	<b>272</b>	<b>610 465</b>	<b>40 944</b>	<b>1 557</b>	<b>72 444 577</b>
501	Motor vehicles and motor vehicle parts and supplies -----	23	40 713	1 972	71	20 (D)	(D)	(D)	BB	3 (D)
5012	Automobiles and other motor vehicles -----	7	31 067	718	20	5 (D)	(D)	(D)	AA	2 (D)
5013	Motor vehicle supplies and new parts -----	14	(D)	(D)	BB	13	6 985	1 046	43	1 (D)
5014	Tires and tubes -----	2	(D)	(D)	AA	2 (D)	(D)	(D)	AA	—
5015	Motor vehicle parts, used -----									
502	Furniture and homefurnishings -----	26	59 364	4 965	118	20	39 588	4 561	103	6 19 776
5021	Furniture -----	14	17 199	1 023	52	10 (D)	(D)	(D)	BB	4 (D)
5023	Homefurnishings-----	12	42 165	3 942	66	10 (D)	(D)	(D)	BB	2 (D)
503	Lumber and other construction materials -----	18	13 942	1 503	57	16 (D)	(D)	(D)	BB	2 (D)
5031	Lumber, plywood, millwork, and wood panels ---	7	(D)	(D)	AA	6	3 508	406	15	1 (D)
5032	Brick, stone, and related construction materials ---	9	6 890	956	37	8 (D)	(D)	(D)	BB	1 (D)
5033	Roofing, siding, and insulation materials -----	1	(D)	(D)	AA	1 (D)	(D)	(D)	AA	—
5039	Construction materials, n.e.c. -----	1	(D)	(D)	AA	1 (D)	(D)	(D)	AA	—

**Table 5. Summary Statistics for Places With 200 Establishments or More: 1992 —Con.**

[For meaning of abbreviations and symbols, see introductory text. For explanation of terms and comparability of 1987 and 1992 censuses, see appendix A. For information on geographic areas followed by ▲, see appendix F]

SIC code	Geographic area and kind of business	Estab-lish-ments (number)	Sales (\$1,000)	Annual payroll (\$1,000)	Paid employees for pay period including March 12 (number)	Merchant wholesalers			Other operating types	
						Estab-lish-ments (number)	Sales (\$1,000)	Annual payroll (\$1,000)	Paid employees for pay period including March 12 (number)	Estab-lish-ments (number)
<b>SCOTTSDALE—Con.</b>										
<b>50</b>	<b>Durable goods —Con.</b>									
504	Professional and commercial equipment and supplies	62	195 664	14 240	377	56	(D)	(D)	EE	6 (D)
5043	Photographic equipment and supplies	1	(D)	(D)	AA	1	(D)	(D)	AA	—
5044	Office equipment	5	2 320	840	25	4	(D)	(D)	BB	1 (D)
5045	Computers and computer peripheral equipment and software	37	74 796	7 181	210	35	(D)	(D)	CC	2 (D)
5046	Commercial equipment, n.e.c.	—	—	—	—	—	—	—	—	—
5047	Medical, dental, and hospital equipment and supplies	13	108 194	4 835	101	10	(D)	(D)	BB	3 (D)
5048	Ophthalmic goods	3	5 870	961	24	3	5 870	961	AA	24
5049	Professional equipment and supplies, n.e.c.	3	(D)	(D)	AA	3	(D)	(D)	AA	—
505	Metals and minerals, except petroleum	4	(D)	(D)	AA	2	(D)	(D)	AA	2 (D)
5051	Metals service centers and offices	4	(D)	(D)	AA	2	(D)	(D)	AA	2 (D)
5052	Coal and other minerals and ores	—	—	—	—	—	—	—	—	—
506	Electrical goods	88	622 245	20 745	776	53	341 742	11 220	546	35 280 503
5063	Electrical apparatus and equipment, wiring supplies, and construction materials	24	60 286	4 803	348	15	39 644	3 796	324	9 20 642
5064	Electrical appliances, television and radio sets	9	(D)	(D)	BB	8	(D)	(D)	BB	1 (D)
5065	Electronic parts and equipment, n.e.c.	55	(D)	(D)	EE	30	(D)	(D)	CC	25 (D)
507	Hardware, and plumbing and heating equipment and supplies	20	15 021	1 632	63	15	8 468	1 265	44	5 6 553
5072	Hardware	7	8 934	1 129	38	4	(D)	(D)	BB	3 (D)
5074	Plumbing and heating equipment and supplies (hydronics)	9	3 245	205	12	8	(D)	(D)	AA	1 (D)
5075	Warm air heating and air-conditioning equipment and supplies	2	(D)	(D)	AA	1	(D)	(D)	AA	1 (D)
5078	Refrigeration equipment and supplies	2	(D)	(D)	AA	2	(D)	(D)	AA	—
508	Machinery, equipment, and supplies	47	50 280	6 196	221	41	43 606	5 895	212	6 6 674
5082	Construction and mining (except petroleum) machinery and equipment	1	(D)	(D)	AA	1	(D)	(D)	AA	—
5083	Farm and garden machinery and equipment	5	1 746	432	13	5	1 746	432	13	—
5084	Industrial machinery and equipment	20	15 005	1 714	98	15	(D)	(D)	BB	5 (D)
5085	Industrial supplies	7	8 687	925	16	6	(D)	(D)	AA	1 (D)
5087	Service establishment equipment and supplies	5	(D)	(D)	AA	5	(D)	(D)	AA	—
5088	Transportation equipment and supplies, except motor vehicles	9	22 705	2 697	82	9	22 705	2 697	82	—
509	Miscellaneous durable goods	56	(D)	(D)	CC	49	(D)	(D)	CC	7 6 287
5091	Sporting and recreational goods and supplies	15	22 066	1 571	64	11	20 137	1 389	61	4 1 929
5092	Toys and hobby goods and supplies	1	(D)	(D)	AA	1	(D)	(D)	AA	—
5093	Scrap and waste materials	5	2 782	855	47	5	2 782	855	47	—
5094	Jewelry, watches, precious stones, and precious metals	23	27 379	2 538	98	22	(D)	(D)	BB	1 (D)
5099	Durable goods, n.e.c.	12	4 286	374	18	10	(D)	(D)	AA	2 (D)
<b>51</b>	<b>Nondurable goods</b>	<b>157</b>	<b>738 157</b>	<b>38 028</b>	<b>1 322</b>	<b>126</b>	<b>231 819</b>	<b>24 190</b>	<b>1 053</b>	<b>31 506 338</b>
511	Paper and paper products	18	56 733	2 029	107	13	17 084	1 532	97	5 39 649
5111	Printing and writing paper	—	—	—	—	—	—	—	—	—
5112	Stationery and office supplies	12	16 280	1 407	81	10	(D)	(D)	BB	2 (D)
5113	Industrial and personal service paper	6	40 453	622	26	3	(D)	(D)	AA	3 (D)
512	Drugs, drug proprietaries, and druggists' sundries	17	218 370	8 641	208	15	(D)	(D)	BB	2 (D)
5122	Drugs, drug proprietaries, and druggists' sundries	17	218 370	8 641	208	15	(D)	(D)	BB	2 (D)
513	Apparel, piece goods, and notions	22	48 746	6 776	380	19	45 785	6 562	376	3 2 961
5131	Piece goods, notions, and other dry goods	3	(D)	(D)	AA	3	(D)	(D)	AA	—
5136	Men's and boys' clothing and furnishings	8	37 053	5 281	319	7	(D)	(D)	EE	1 (D)
5137	Women's, children's, and infants' clothing and accessories	9	7 224	662	20	7	(D)	(D)	AA	2 (D)
5139	Footwear	2	(D)	(D)	BB	2	(D)	(D)	BB	—
514	Groceries and related products	35	270 888	10 526	332	26	89 495	8 014	267	9 181 393
5141	Groceries, general line	4	6 564	865	28	4	6 564	865	28	—
5142	Packaged frozen foods	3	(D)	(D)	AA	2	(D)	(D)	AA	1 (D)
5143	Dairy products, except dried or canned	6	(D)	(D)	CC	4	(D)	(D)	CC	2 (D)
5144	Poultry and poultry products	—	—	—	—	—	—	—	—	—
5145	Confectionery	1	(D)	(D)	AA	1	(D)	(D)	AA	—
5146	Fish and seafoods	2	(D)	(D)	AA	1	(D)	(D)	AA	1 (D)
5147	Meats and meat products	3	(D)	(D)	BB	2	(D)	(D)	BB	1 (D)
5148	Fresh fruits and vegetables	5	18 228	1 313	46	5	18 228	1 313	46	—
5149	Groceries and related products, n.e.c.	11	113 285	2 692	79	7	9 947	868	34	4 103 338
515	Farm-product raw materials	3	(D)	(D)	AA	3	(D)	(D)	AA	—
5153	Grain and field beans	—	—	—	—	—	—	—	—	—
5154	Livestock	3	(D)	(D)	AA	3	(D)	(D)	AA	—
5159	Farm-product raw materials, n.e.c.	—	—	—	—	—	—	—	—	—
516	Chemicals and allied products	15	74 331	4 282	77	9	4 227	594	15	6 70 104
5162	Plastics materials and basic forms and shapes	4	(D)	(D)	AA	1	(D)	(D)	AA	3 (D)
5169	Chemicals and allied products, n.e.c.	11	(D)	(D)	BB	8	(D)	(D)	AA	3 (D)
517	Petroleum and petroleum products	3	26 919	1 627	39	3	26 919	1 627	39	—
5171	Petroleum bulk stations and terminals	1	(D)	(D)	BB	1	(D)	(D)	BB	—
5172	Petroleum and petroleum products wholesalers, except bulk stations and terminals	2	(D)	(D)	AA	2	(D)	(D)	AA	—
518	Beer, wine, and distilled alcoholic beverages	3	9 069	708	51	2	(D)	(D)	BB	1 (D)
5181	Beer and ale	1	(D)	(D)	AA	1	(D)	(D)	AA	—
5182	Wine and distilled alcoholic beverages	2	(D)	(D)	BB	1	(D)	(D)	BB	1 (D)

**Table 5. Summary Statistics for Places With 200 Establishments or More: 1992 —Con.**

[For meaning of abbreviations and symbols, see introductory text. For explanation of terms and comparability of 1987 and 1992 censuses, see appendix A. For information on geographic areas followed by ▲, see appendix F]

SIC code	Geographic area and kind of business	Estab-lish-ments (number)	Sales (\$1,000)	Annual payroll (\$1,000)	Paid employees for pay period including March 12 (number)	Merchant wholesalers			Other operating types		
						Estab-lish-ments (number)	Sales (\$1,000)	Annual payroll (\$1,000)	Paid employees for pay period including March 12 (number)	Estab-lish-ments (number)	Sales (\$1,000)
<b>SCOTTSDALE—Con.</b>											
<b>51</b>	<b>Nondurable goods —Con.</b>										
519	Miscellaneous nondurable goods -----	41	(D)	(D)	CC	36	21 834	3 067	116	5	(D)
5191	Farm supplies -----	3	1 242	95	5	3	1 242	95	5	—	—
5192	Books, periodicals, and newspapers -----	3	1 094	155	8	2	(D)	(D)	AA	1	(D)
5193	Flowers, nursery stock, and florists' supplies -----	1	(D)	(D)	AA	1	(D)	(D)	AA	—	—
5194	Tobacco and tobacco products -----	—	—	—	—	—	—	—	—	—	—
5198	Paints, varnishes, and supplies -----	3	(D)	(D)	AA	1	(D)	(D)	AA	2	(D)
5199	Nondurable goods, n.e.c. -----	31	20 840	2 905	106	29	(D)	(D)	CC	2	(D)
<b>TEMPE</b>											
	<b>Wholesale trade -----</b>	<b>591</b>	<b>4 430 786</b>	<b>187 250</b>	<b>6 479</b>	<b>442</b>	<b>2 670 870</b>	<b>148 214</b>	<b>5 313</b>	<b>149</b>	<b>1 759 916</b>
<b>50</b>	<b>Durable goods -----</b>	<b>442</b>	<b>3 326 905</b>	<b>141 908</b>	<b>4 680</b>	<b>334</b>	<b>1 929 186</b>	<b>114 283</b>	<b>3 914</b>	<b>108</b>	<b>1 397 719</b>
501	Motor vehicles and motor vehicle parts and supplies -----	29	89 068	6 626	330	28	(D)	(D)	CC	1	(D)
5012	Automobiles and other motor vehicles -----	1	(D)	(D)	BB	—	—	—	—	1	(D)
5013	Motor vehicle supplies and new parts -----	22	29 214	3 997	170	22	29 214	3 997	170	—	—
5014	Tires and tubes -----	4	(D)	(D)	BB	4	(D)	(D)	BB	—	—
5015	Motor vehicle parts, used -----	2	(D)	(D)	AA	2	(D)	(D)	AA	—	—
502	Furniture and homefurnishings -----	21	76 845	7 226	282	17	69 257	6 922	270	4	7 588
5021	Furniture -----	9	25 796	2 804	122	7	(D)	(D)	CC	2	(D)
5023	Homefurnishings -----	12	51 049	4 422	160	10	(D)	(D)	CC	2	(D)
503	Lumber and other construction materials -----	29	68 575	7 768	250	26	67 243	7 604	244	3	1 332
5031	Lumber, plywood, millwork, and wood panels -----	10	23 168	2 427	57	10	23 168	2 427	57	—	—
5032	Brick, stone, and related construction materials -----	7	9 720	1 541	40	6	(D)	(D)	BB	1	(D)
5033	Roofing, siding, and insulation materials -----	1	(D)	(D)	AA	—	—	—	—	1	(D)
5039	Construction materials, n.e.c. -----	11	(D)	(D)	CC	10	(D)	(D)	CC	1	(D)
504	Professional and commercial equipment and supplies -----	103	1 460 686	60 998	1 807	82	1 300 826	52 572	1 600	21	159 860
5043	Photographic equipment and supplies -----	2	(D)	(D)	BB	2	(D)	(D)	BB	—	—
5044	Office equipment -----	15	51 141	14 527	449	13	(D)	(D)	EE	2	(D)
5045	Computers and computer peripheral equipment and software -----	49	1 247 300	34 996	976	40	1 205 901	32 216	909	9	41 399
5046	Commercial equipment, n.e.c. -----	8	(D)	(D)	BB	7	(D)	(D)	BB	1	(D)
5047	Medical, dental, and hospital equipment and supplies -----	16	125 344	6 978	210	10	(D)	(D)	BB	6	(D)
5048	Ophthalmic goods -----	6	7 578	1 924	93	6	7 578	1 924	93	—	—
5049	Professional equipment and supplies, n.e.c. -----	7	17 884	1 307	30	4	(D)	(D)	BB	3	(D)
505	Metals and minerals, except petroleum -----	7	(D)	(D)	BB	5	2 119	189	26	2	(D)
5051	Metals service centers and offices -----	6	(D)	(D)	BB	5	2 119	189	26	1	(D)
5052	Coal and other minerals and ores -----	1	(D)	(D)	BB	—	—	—	—	1	(D)
506	Electrical goods -----	100	530 185	25 242	790	56	232 943	15 778	545	44	297 242
5063	Electrical apparatus and equipment, wiring supplies, and construction materials -----	29	78 792	4 750	165	16	30 730	2 383	98	13	48 062
5064	Electrical appliances, television and radio sets -----	3	(D)	(D)	BB	1	(D)	(D)	AA	2	(D)
5065	Electronic parts and equipment, n.e.c. -----	68	(D)	(D)	FF	39	(D)	(D)	EE	29	(D)
507	Hardware, and plumbing and heating equipment and supplies -----	33	55 657	4 864	199	27	33 418	3 905	173	6	22 239
5072	Hardware -----	17	23 931	2 453	118	14	14 090	1 974	106	3	9 841
5074	Plumbing and heating equipment and supplies (hydronics) -----	11	24 109	1 968	67	9	(D)	(D)	BB	2	(D)
5075	Warm air heating and air-conditioning equipment and supplies -----	4	(D)	(D)	AA	3	(D)	(D)	AA	1	(D)
5078	Refrigeration equipment and supplies -----	1	(D)	(D)	AA	1	(D)	(D)	AA	—	—
508	Machinery, equipment, and supplies -----	91	267 161	23 392	750	72	141 235	17 740	611	19	125 926
5082	Construction and mining (except petroleum) machinery and equipment -----	9	12 883	987	30	7	(D)	(D)	BB	2	(D)
5083	Farm and garden machinery and equipment -----	6	9 583	898	26	6	9 583	898	26	—	—
5084	Industrial machinery and equipment -----	40	121 266	9 505	301	31	65 025	6 499	248	9	56 241
5085	Industrial supplies -----	17	57 631	2 961	124	12	18 066	2 062	103	5	39 565
5087	Service establishment equipment and supplies -----	10	20 758	4 250	150	9	(D)	(D)	CC	1	(D)
5088	Transportation equipment and supplies, except motor vehicles -----	9	45 040	4 791	119	7	(D)	(D)	BB	2	(D)
509	Miscellaneous durable goods -----	29	(D)	(D)	CC	21	(D)	(D)	CC	8	(D)
5091	Sporting and recreational goods and supplies -----	3	(D)	(D)	AA	2	(D)	(D)	AA	1	(D)
5092	Toys and hobby goods and supplies -----	2	(D)	(D)	AA	1	(D)	(D)	AA	1	(D)
5093	Scrap and waste materials -----	4	5 035	757	42	4	5 035	757	42	—	—
5094	Jewelry, watches, precious stones, and precious metals -----	10	22 117	2 432	126	9	(D)	(D)	CC	1	(D)
5099	Durable goods, n.e.c. -----	10	18 969	876	42	5	(D)	(D)	BB	5	(D)



**Table 5. Summary Statistics for Places With 200 Establishments or More: 1992 —Con.**

[For meaning of abbreviations and symbols, see introductory text. For explanation of terms and comparability of 1987 and 1992 censuses, see appendix A. For information on geographic areas followed by ▲, see appendix F]

SIC code	Geographic area and kind of business	Estab-lish-ments (number)	Sales (\$1,000)	Annual payroll (\$1,000)	Paid employees for pay period including March 12 (number)	Merchant wholesalers			Other operating types		
						Estab-lish-ments (number)	Sales (\$1,000)	Annual payroll (\$1,000)	Paid employees for pay period including March 12 (number)	Estab-lish-ments (number)	Sales (\$1,000)
<b>TEMPE—Con.</b>											
<b>51</b>	<b>Nondurable goods</b>	<b>149</b>	<b>1 103 881</b>	<b>45 342</b>	<b>1 799</b>	<b>108</b>	<b>741 684</b>	<b>33 931</b>	<b>1 399</b>	<b>41</b>	<b>362 197</b>
511	Paper and paper products	16	72 217	3 749	185	9	43 884	2 744	144	7	28 333
5111	Printing and writing paper	2	(D)	(D)	AA	1	(D)	(D)	AA	1	(D)
5112	Stationery and office supplies	12	68 319	3 561	179	7	(D)	(D)	CC	5	(D)
5113	Industrial and personal service paper	2	(D)	(D)	AA	1	(D)	(D)	AA	1	(D)
512	Drugs, drug proprietaries, and druggists' sundries	9	39 923	1 895	87	6	(D)	(D)	BB	3	(D)
5122	Drugs, drug proprietaries, and druggists' sundries	9	39 923	1 895	87	6	(D)	(D)	BB	3	(D)
513	Apparel, piece goods, and notions	13	21 652	2 602	132	10	19 428	2 553	126	3	2 224
5131	Piece goods, notions, and other dry goods	2	(D)	(D)	AA	1	(D)	(D)	AA	1	(D)
5136	Men's and boys' clothing and furnishings	5	11 219	1 837	94	5	11 219	1 837	94	—	—
5137	Women's, children's, and infants' clothing and accessories	5	9 391	684	34	3	(D)	(D)	BB	2	(D)
5139	Footwear	1	(D)	(D)	AA	1	(D)	(D)	AA	—	—
514	Groceries and related products	55	759 634	22 073	846	39	521 431	15 450	594	16	238 203
5141	Groceries, general line	11	142 997	3 524	187	6	(D)	(D)	BB	5	(D)
5142	Packages, frozen foods	8	103 213	4 095	113	4	93 071	3 632	95	4	10 142
5143	Dairy products, except dried or canned	5	(D)	(D)	CC	4	(D)	(D)	CC	1	(D)
5144	Poultry and poultry products	—	—	—	—	—	—	—	—	—	—
5145	Confectionery	1	(D)	(D)	AA	1	(D)	(D)	AA	—	—
5146	Fish and seafoods	1	(D)	(D)	AA	1	(D)	(D)	AA	—	—
5147	Meats and meat products	2	(D)	(D)	BB	2	(D)	(D)	BB	—	—
5148	Fresh fruits and vegetables	3	3 590	294	11	3	3 590	294	11	—	—
5149	Groceries and related products, n.e.c.	24	174 022	7 573	301	18	(D)	(D)	CC	6	(D)
515	Farm-product raw materials	1	(D)	(D)	AA	—	—	—	—	1	(D)
5153	Grain and field beans	—	—	—	—	—	—	—	—	—	—
5154	Livestock	—	—	—	—	—	—	—	—	—	—
5159	Farm-product raw materials, n.e.c.	1	(D)	(D)	AA	—	—	—	—	1	(D)
516	Chemicals and allied products	14	64 980	3 982	100	9	20 322	1 589	47	5	44 658
5162	Plastics materials and basic forms and shapes	6	32 456	1 113	33	4	(D)	(D)	BB	2	(D)
5169	Chemicals and allied products, n.e.c.	8	32 524	2 869	67	5	(D)	(D)	BB	3	(D)
517	Petroleum and petroleum products	1	(D)	(D)	AA	1	(D)	(D)	AA	—	—
5171	Petroleum bulk stations and terminals	—	—	—	—	—	—	—	—	—	—
5172	Petroleum and petroleum products wholesalers, except bulk stations and terminals	1	(D)	(D)	AA	1	(D)	(D)	AA	—	—
518	Beer, wine, and distilled alcoholic beverages	3	93 817	4 568	149	2	(D)	(D)	CC	1	(D)
5181	Beer and ale	2	(D)	(D)	CC	2	(D)	(D)	CC	—	—
5182	Wine and distilled alcoholic beverages	1	(D)	(D)	AA	—	—	—	—	1	(D)
519	Miscellaneous nondurable goods	37	(D)	(D)	EE	32	(D)	(D)	EE	5	11 746
5191	Farm supplies	5	8 457	1 039	45	4	(D)	(D)	BB	1	(D)
5192	Books, periodicals, and newspapers	6	18 756	1 984	80	5	(D)	(D)	BB	1	(D)
5193	Flowers, nursery stock, and florists' supplies	3	1 730	263	12	3	1 730	263	12	—	—
5194	Tobacco and tobacco products	—	—	—	—	—	—	—	—	—	—
5198	Paints, varnishes, and supplies	3	2 142	290	17	2	(D)	(D)	AA	1	(D)
5199	Nondurable goods, n.e.c.	20	(D)	(D)	CC	18	16 178	2 662	130	2	(D)
<b>TUCSON</b>											
	<b>Wholesale trade</b>	<b>719</b>	<b>1 789 330</b>	<b>184 912</b>	<b>7 482</b>	<b>646</b>	<b>1 264 393</b>	<b>144 366</b>	<b>6 331</b>	<b>73</b>	<b>524 937</b>
<b>50</b>	<b>Durable goods</b>	<b>529</b>	<b>1 008 879</b>	<b>129 826</b>	<b>5 076</b>	<b>484</b>	<b>751 260</b>	<b>98 852</b>	<b>4 290</b>	<b>45</b>	<b>257 619</b>
501	Motor vehicles and motor vehicle parts and supplies	97	121 889	13 570	681	93	116 804	13 055	650	4	5 085
5012	Automobiles and other motor vehicles	16	17 688	1 683	77	16	17 688	1 683	77	—	—
5013	Motor vehicle supplies and new parts	57	58 414	8 130	435	54	(D)	(D)	EE	3	(D)
5014	Tires and tubes	13	(D)	(D)	CC	12	41 131	2 693	107	1	(D)
5015	Motor vehicle parts, used	11	(D)	(D)	BB	11	(D)	(D)	BB	—	—
502	Furniture and homefurnishings	28	31 673	5 444	261	28	31 673	5 444	261	—	—
5021	Furniture	11	12 627	1 446	70	11	12 627	1 446	70	—	—
5023	Homefurnishings	17	19 046	3 998	191	17	19 046	3 998	191	—	—
503	Lumber and other construction materials	44	111 746	11 021	464	38	(D)	(D)	EE	6	(D)
5031	Lumber, plywood, millwork, and wood panels	14	50 186	4 873	204	13	(D)	(D)	CC	1	(D)
5032	Brick, stone, and related construction materials	16	(D)	(D)	CC	12	(D)	(D)	BB	4	(D)
5033	Roofing, siding, and insulation materials	6	29 333	2 081	89	5	(D)	(D)	BB	1	(D)
5039	Construction materials, n.e.c.	8	(D)	(D)	BB	8	(D)	(D)	BB	—	—
504	Professional and commercial equipment and supplies	92	282 305	43 622	1 423	79	108 598	19 381	894	13	173 707
5043	Photographic equipment and supplies	1	(D)	(D)	AA	1	(D)	(D)	AA	—	—
5044	Office equipment	19	(D)	(D)	EE	15	(D)	(D)	EE	4	(D)
5045	Computers and computer peripheral equipment and software	33	194 166	26 051	695	26	35 492	4 559	228	7	158 674
5046	Commercial equipment, n.e.c.	13	19 380	2 223	111	13	19 380	2 223	111	—	—
5047	Medical, dental, and hospital equipment and supplies	20	17 308	2 893	140	18	(D)	(D)	CC	2	(D)
5048	Ophthalmic goods	—	—	—	—	—	—	—	—	—	—
5049	Professional equipment and supplies, n.e.c.	6	(D)	(D)	BB	6	(D)	(D)	BB	—	—
505	Metals and minerals, except petroleum	12	(D)	(D)	CC	9	16 308	1 712	78	3	(D)
5051	Metals service centers and offices	10	26 310	2 168	93	7	(D)	(D)	BB	3	(D)
5052	Coal and other minerals and ores	2	(D)	(D)	AA	2	(D)	(D)	AA	—	—

**Table 5. Summary Statistics for Places With 200 Establishments or More: 1992 —Con.**

[For meaning of abbreviations and symbols, see introductory text. For explanation of terms and comparability of 1987 and 1992 censuses, see appendix A. For information on geographic areas followed by ▲, see appendix F]

SIC code	Geographic area and kind of business	Estab-lish-ments (number)	Sales (\$1,000)	Annual payroll (\$1,000)	Paid employees for pay period including March 12 (number)	Merchant wholesalers				Other operating types	
						Estab-lish-ments (number)	Sales (\$1,000)	Annual payroll (\$1,000)	Paid employees for pay period including March 12 (number)	Estab-lish-ments (number)	Sales (\$1,000)
<b>TUCSON—Con.</b>											
<b>50</b>	<b>Durable goods —Con.</b>										
506	Electrical goods .....	62	115 760	14 614	561	53	99 032	13 410	521	9	16 728
5063	Electrical apparatus and equipment, wiring supplies, and construction materials .....	37	96 560	10 406	420	30	(D)	(D)	EE	7	(D)
5064	Electrical appliances, television and radio sets .....	4	(D)	(D)	AA	4	(D)	(D)	AA	—	—
5065	Electronic parts and equipment, n.e.c. ....	21	(D)	(D)	CC	19	(D)	(D)	CC	2	(D)
507	Hardware, and plumbing and heating equipment and supplies .....	48	93 649	8 930	361	47	(D)	(D)	EE	1	(D)
5072	Hardware .....	16	28 965	3 156	140	15	(D)	(D)	CC	1	(D)
5074	Plumbing and heating equipment and supplies (hydronics) .....	14	28 603	3 001	129	14	28 603	3 001	129	—	—
5075	Warm air heating and air-conditioning equipment and supplies .....	12	28 599	1 942	58	12	28 599	1 942	58	—	—
5078	Refrigeration equipment and supplies .....	6	7 482	831	34	6	7 482	831	34	—	—
508	Machinery, equipment, and supplies .....	97	161 144	23 263	855	89	140 300	21 308	792	8	20 844
5082	Construction and mining (except petroleum) machinery and equipment .....	20	62 444	8 551	248	16	(D)	(D)	CC	4	(D)
5083	Farm and garden machinery and equipment .....	6	6 414	709	33	6	6 414	709	33	—	—
5084	Industrial machinery and equipment .....	34	42 331	7 221	287	30	(D)	(D)	EE	4	(D)
5085	Industrial supplies .....	17	26 913	2 771	109	17	26 913	2 771	109	—	—
5087	Service establishment equipment and supplies .....	17	21 946	3 830	167	17	21 946	3 830	167	—	—
5088	Transportation equipment and supplies, except motor vehicles .....	3	1 096	181	11	3	1 096	181	11	—	—
509	Miscellaneous durable goods .....	49	(D)	(D)	EE	48	62 178	6 814	360	1	(D)
5091	Sporting and recreational goods and supplies .....	8	6 830	700	42	8	6 830	700	42	—	—
5092	Toys and hobby goods and supplies .....	5	(D)	(D)	CC	5	(D)	(D)	CC	—	—
5093	Scrap and waste materials .....	11	21 758	1 717	104	11	21 758	1 717	104	—	—
5094	Jewelry, watches, precious stones, and precious metals .....	13	(D)	(D)	BB	12	12 607	1 887	59	1	(D)
5099	Durable goods, n.e.c. ....	12	(D)	(D)	BB	12	(D)	(D)	BB	—	—
<b>51</b>	<b>Nondurable goods .....</b>	<b>190</b>	<b>780 451</b>	<b>55 086</b>	<b>2 406</b>	<b>162</b>	<b>513 133</b>	<b>45 514</b>	<b>2 041</b>	<b>28</b>	<b>267 318</b>
511	Paper and paper products .....	37	75 317	7 742	406	33	71 659	7 331	393	4	3 658
5111	Printing and writing paper .....	2	(D)	(D)	BB	2	(D)	(D)	BB	—	—
5112	Stationery and office supplies .....	30	46 336	4 199	274	26	42 678	3 788	261	4	3 658
5113	Industrial and personal service paper .....	5	(D)	(D)	BB	5	(D)	(D)	BB	—	—
512	Drugs, drug proprietaries, and druggists' sundries .....	7	46 133	2 417	91	7	46 133	2 417	91	—	—
5122	Drugs, drug proprietaries, and druggists' sundries .....	7	46 133	2 417	91	7	46 133	2 417	91	—	—
513	Apparel, piece goods, and notions .....	20	(D)	(D)	CC	19	(D)	(D)	CC	1	(D)
5131	Piece goods, notions, and other dry goods .....	6	(D)	(D)	BB	6	(D)	(D)	BB	—	—
5136	Men's and boys' clothing and furnishings .....	7	(D)	(D)	BB	6	(D)	(D)	BB	1	(D)
5137	Women's, children's, and infants' clothing and accessories .....	6	(D)	(D)	BB	6	(D)	(D)	BB	—	—
5139	Footwear .....	1	(D)	(D)	AA	1	(D)	(D)	AA	—	—
514	Groceries and related products .....	51	233 514	17 502	854	42	158 194	11 699	591	9	75 320
5141	Groceries, general line .....	5	61 028	2 395	93	4	(D)	(D)	BB	1	(D)
5142	Packaged frozen foods .....	2	(D)	(D)	AA	2	(D)	(D)	AA	—	—
5143	Dairy products, except dried or canned .....	4	(D)	(D)	BB	3	1 434	192	10	1	(D)
5144	Poultry and poultry products .....	2	(D)	(D)	AA	1	(D)	(D)	AA	1	(D)
5145	Confectionery .....	3	1 524	383	29	3	1 524	383	29	—	—
5146	Fish and seafoods .....	1	(D)	(D)	AA	1	(D)	(D)	AA	—	—
5147	Meats and meat products .....	6	37 311	2 802	150	6	37 311	2 802	150	—	—
5148	Fresh fruits and vegetables .....	4	(D)	(D)	CC	4	(D)	(D)	CC	—	—
5149	Groceries and related products, n.e.c. ....	24	96 124	7 546	379	18	49 620	2 584	162	6	46 504
515	Farm-product raw materials .....	1	(D)	(D)	AA	1	(D)	(D)	AA	—	—
5153	Grain and field beans .....	1	(D)	(D)	AA	1	(D)	(D)	AA	—	—
5154	Livestock .....	—	—	—	—	—	—	—	—	—	—
5159	Farm-product raw materials, n.e.c. ....	—	—	—	—	—	—	—	—	—	—
516	Chemicals and allied products .....	16	51 809	4 841	107	9	(D)	(D)	BB	7	(D)
5162	Plastics materials and basic forms and shapes .....	3	(D)	(D)	BB	2	(D)	(D)	AA	1	(D)
5169	Chemicals and allied products, n.e.c. ....	13	(D)	(D)	BB	7	(D)	(D)	BB	6	(D)
517	Petroleum and petroleum products .....	8	181 099	2 468	79	6	(D)	(D)	BB	2	(D)
5171	Petroleum bulk stations and terminals .....	6	(D)	(D)	BB	4	(D)	(D)	BB	2	(D)
5172	Petroleum and petroleum products wholesalers, except bulk stations and terminals .....	2	(D)	(D)	BB	2	(D)	(D)	BB	—	—
518	Beer, wine, and distilled alcoholic beverages .....	7	(D)	(D)	EE	7	(D)	(D)	EE	—	—
5181	Beer and ale .....	4	92 491	9 462	334	4	92 491	9 462	334	—	—
5182	Wine and distilled alcoholic beverages .....	3	(D)	(D)	BB	3	(D)	(D)	BB	—	—
519	Miscellaneous nondurable goods .....	43	56 727	6 316	328	38	(D)	(D)	EE	5	(D)
5191	Farm supplies .....	4	3 217	320	18	4	3 217	320	18	—	—
5192	Books, periodicals, and newspapers .....	6	(D)	(D)	BB	4	18 282	2 159	89	2	(D)
5193	Flowers, nursery stock, and florists' supplies .....	9	7 564	1 479	105	9	7 564	1 479	105	—	—
5194	Tobacco and tobacco products .....	1	(D)	(D)	AA	1	(D)	(D)	AA	—	—
5198	Paints, varnishes, and supplies .....	6	(D)	(D)	BB	5	3 766	471	32	1	(D)
5199	Nondurable goods, n.e.c. ....	17	9 588	1 429	69	15	(D)	(D)	BB	2	(D)

**Table 6. Summary Statistics for Counties With 200 Establishments or More: 1992**

[For meaning of abbreviations and symbols, see introductory text. For explanation of terms and comparability of 1987 and 1992 censuses, see appendix A. For information on geographic areas followed by ▲, see appendix F]

SIC code	Geographic area and kind of business	Estab-lish-ments (number)	Sales (\$1,000)	Annual payroll (\$1,000)	Paid employees for pay period including March 12 (number)	Merchant wholesalers				Other operating types	
						Estab-lish-ments (number)	Sales (\$1,000)	Annual payroll (\$1,000)	Paid employees for pay period including March 12 (number)	Estab-lish-ments (number)	Sales (\$1,000)
<b>MARICOPA COUNTY</b>											
	<b>Wholesale trade -----</b>	<b>4 389</b>	<b>22 986 497</b>	<b>1 432 175</b>	<b>50 470</b>	<b>3 556</b>	<b>13 342 294</b>	<b>1 077 556</b>	<b>40 255</b>	<b>833</b>	<b>9 644 203</b>
<b>50</b>	<b>Durable goods -----</b>	<b>3 100</b>	<b>12 739 519</b>	<b>927 861</b>	<b>32 092</b>	<b>2 529</b>	<b>7 386 081</b>	<b>702 796</b>	<b>26 088</b>	<b>571</b>	<b>5 353 438</b>
501	Motor vehicles and motor vehicle parts and supplies -----	402	1 206 428	93 119	4 207	375	752 286	84 163	3 691	27	454 142
5012	Automobiles and other motor vehicles -----	72	677 208	28 157	1 139	64	(D)	(D)	FF	8	(D)
5013	Motor vehicle supplies and new parts -----	223	(D)	(D)	GG	205	(D)	(D)	GG	18	(D)
5014	Tires and tubes -----	43	(D)	(D)	EE	42	93 864	12 258	429	1	(D)
5015	Motor vehicle parts, used -----	64	(D)	(D)	EE	64	(D)	(D)	EE	-	-
502	Furniture and home furnishings -----	188	(D)	(D)	GG	155	(D)	(D)	GG	33	(D)
5021	Furniture -----	90	196 398	17 077	GG	68	(D)	(D)	FF	22	(D)
5023	Home furnishings -----	98	(D)	(D)	FF	87	(D)	(D)	FF	11	25 309
503	Lumber and other construction materials -----	212	823 076	61 250	2 251	177	695 799	54 058	1 998	35	127 277
5031	Lumber, plywood, millwork, and wood panels -----	74	428 652	25 226	884	65	(D)	(D)	FF	9	(D)
5032	Brick, stone, and related construction materials -----	54	84 251	10 684	375	45	66 322	9 178	324	9	17 929
5033	Roofing, siding, and insulation materials -----	25	184 313	10 678	396	21	(D)	(D)	EE	4	(D)
5039	Construction materials, n.e.c. -----	59	125 860	14 662	596	46	(D)	(D)	EE	13	(D)
504	Professional and commercial equipment and supplies -----	538	(D)	(D)	II	451	(D)	(D)	II	87	1 368 549
5043	Photographic equipment and supplies -----	12	(D)	(D)	CC	11	(D)	(D)	BB	1	(D)
5044	Office equipment -----	86	(D)	(D)	GG	72	138 189	37 200	1 480	14	(D)
5045	Computers and computer peripheral equipment and software -----	212	2 536 270	131 632	3 076	184	1 640 790	74 116	2 144	28	895 480
5046	Commercial equipment, n.e.c. -----	58	75 554	8 567	335	47	58 791	7 927	299	11	16 763
5047	Medical, dental, and hospital equipment and supplies -----	120	522 043	46 289	1 343	94	260 729	33 022	1 090	26	261 314
5048	Ophthalmic goods -----	19	33 159	6 427	302	18	(D)	(D)	EE	1	(D)
5049	Professional equipment and supplies, n.e.c. -----	31	(D)	(D)	CC	25	(D)	(D)	CC	6	(D)
505	Metals and minerals, except petroleum -----	77	(D)	(D)	FF	58	(D)	(D)	FF	19	801 204
5051	Metals service centers and offices -----	73	(D)	(D)	FF	55	(D)	(D)	FF	18	(D)
5052	Coal and other minerals and ores -----	4	(D)	(D)	BB	3	2 645	450	46	1	(D)
506	Electrical goods -----	552	2 729 586	151 982	4 782	358	1 356 507	105 205	3 494	194	1 373 079
5063	Electrical apparatus and equipment, wiring supplies, and construction materials -----	217	(D)	(D)	GG	145	(D)	(D)	GG	72	306 065
5064	Electrical appliances, television and radio sets -----	44	590 816	14 341	460	34	408 373	11 675	376	10	182 443
5065	Electronic parts and equipment, n.e.c. -----	291	(D)	(D)	GG	179	(D)	(D)	GG	112	884 571
507	Hardware, and plumbing and heating equipment and supplies -----	250	642 911	64 441	2 410	200	457 699	53 304	2 089	50	185 212
5072	Hardware -----	90	200 787	24 666	1 095	74	(D)	(D)	FF	16	(D)
5074	Plumbing and heating equipment and supplies (hydronics) -----	88	254 505	19 410	705	69	(D)	(D)	FF	19	(D)
5075	Warm air heating and air-conditioning equipment and supplies -----	52	140 150	16 475	468	43	117 980	13 740	392	9	22 170
5078	Refrigeration equipment and supplies -----	20	47 469	3 890	142	14	26 747	2 937	102	6	20 722
508	Machinery, equipment, and supplies -----	615	2 007 741	191 308	6 672	519	1 099 633	147 685	5 258	96	908 108
5082	Construction and mining (except petroleum) machinery and equipment -----	67	(D)	(D)	FF	59	(D)	(D)	FF	8	45 750
5083	Farm and garden machinery and equipment -----	46	(D)	(D)	EE	43	(D)	(D)	EE	3	(D)
5084	Industrial machinery and equipment -----	256	(D)	(D)	GG	205	(D)	(D)	GG	51	145 191
5085	Industrial supplies -----	115	(D)	(D)	FF	95	(D)	(D)	FF	20	(D)
5087	Service establishment equipment and supplies -----	80	(D)	(D)	FF	76	(D)	(D)	FF	4	9 872
5088	Transportation equipment and supplies, except motor vehicles -----	51	749 891	42 316	1 328	41	(D)	(D)	EE	10	(D)
509	Miscellaneous durable goods -----	266	(D)	(D)	GG	236	(D)	(D)	GG	30	(D)
5091	Sporting and recreational goods and supplies -----	52	83 790	8 239	382	44	76 453	7 079	336	8	7 337
5092	Toys and hobby goods and supplies -----	25	(D)	(D)	CC	21	(D)	(D)	BB	4	12 487
5093	Scrap and waste materials -----	57	(D)	(D)	FF	55	(D)	(D)	FF	2	(D)
5094	Jewelry, watches, precious stones, and precious metals -----	62	84 975	7 973	325	58	78 635	7 280	314	4	6 340
5099	Durable goods, n.e.c. -----	70	60 268	7 345	382	58	(D)	(D)	EE	12	(D)
<b>51</b>	<b>Nondurable goods -----</b>	<b>1 289</b>	<b>10 246 978</b>	<b>504 314</b>	<b>18 378</b>	<b>1 027</b>	<b>5 956 213</b>	<b>374 760</b>	<b>14 167</b>	<b>262</b>	<b>4 290 765</b>
511	Paper and paper products -----	164	(D)	(D)	GG	124	(D)	(D)	GG	40	233 544
5111	Printing and writing paper -----	28	(D)	(D)	EE	21	(D)	(D)	EE	7	31 370
5112	Stationery and office supplies -----	92	(D)	(D)	GG	72	(D)	(D)	FF	20	70 188
5113	Industrial and personal service paper -----	44	(D)	(D)	EE	31	(D)	(D)	EE	13	131 986
512	Drugs, drug proprietaries, and druggists' sundries -----	78	(D)	(D)	GG	63	(D)	(D)	FF	15	622 980
5122	Drugs, drug proprietaries, and druggists' sundries -----	78	(D)	(D)	GG	63	(D)	(D)	FF	15	622 980
513	Apparel, piece goods, and notions -----	95	149 452	17 348	917	81	(D)	(D)	FF	14	(D)
5131	Piece goods, notions, and other dry goods -----	27	21 247	2 496	125	23	19 168	2 367	117	4	2 079
5136	Men's and boys' clothing and furnishings -----	29	82 069	10 082	536	24	(D)	(D)	FF	5	(D)
5137	Women's, children's, and infants' clothing and accessories -----	35	38 579	3 964	221	30	(D)	(D)	CC	5	(D)
5139	Footwear -----	4	7 557	806	35	4	7 557	806	35	-	-
514	Groceries and related products -----	378	(D)	(D)	II	269	(D)	(D)	II	109	(D)
5141	Groceries, general line -----	50	(D)	(D)	HH	37	1 492 625	68 807	1 988	13	(D)
5142	Packaged frozen foods -----	36	432 529	23 210	750	26	(D)	(D)	FF	10	(D)
5143	Dairy products, except dried or canned -----	33	(D)	(D)	FF	23	374 118	11 587	401	10	(D)
5144	Poultry and poultry products -----	10	(D)	(D)	CC	5	36 574	779	31	5	(D)
5145	Confectionery -----	21	108 757	5 400	295	12	(D)	(D)	BB	9	(D)

**Table 6. Summary Statistics for Counties With 200 Establishments or More: 1992 — Con.**

[For meaning of abbreviations and symbols, see introductory text. For explanation of terms and comparability of 1987 and 1992 censuses, see appendix A. For information on geographic areas followed by ▲, see appendix F]

SIC code	Geographic area and kind of business	Estab-lish-ments (number)	Sales (\$1,000)	Annual payroll (\$1,000)	Paid employees for pay period including March 12 (number)	Merchant wholesalers			Other operating types		
						Estab-lish-ments (number)	Sales (\$1,000)	Annual payroll (\$1,000)	Paid employees for pay period including March 12 (number)	Estab-lish-ments (number)	Sales (\$1,000)
<b>MARICOPA COUNTY — Con.</b>											
<b>51</b>	<b>Nondurable goods — Con.</b>										
514	Groceries and related products — Con.										
5146	Fish and seafoods .....	13	(D)	(D)	CC	10	(D)	(D)	CC	3	9 478
5147	Meats and meat products .....	39	610 164	13 559	517	23	(D)	(D)	EE	16	(D)
5148	Fresh fruits and vegetables .....	52	238 191	16 118	690	51	(D)	(D)	FF	1	(D)
5149	Groceries and related products, n.e.c. ....	124	973 726	64 503	2 630	82	(D)	(D)	GG	42	(D)
515	Farm-product raw materials .....	21	(D)	(D)	CC	19	93 001	2 763	101	2	(D)
5153	Grain and field beans .....	4	(D)	(D)	AA	4	(D)	(D)	AA	—	—
5154	Livestock .....	8	(D)	(D)	BB	7	12 404	266	29	1	(D)
5159	Farm-product raw materials, n.e.c. ....	9	(D)	(D)	BB	8	(D)	(D)	BB	1	(D)
516	Chemicals and allied products .....	113	363 901	30 129	936	85	197 580	20 313	665	28	166 321
5162	Plastics materials and basic forms and shapes ...	33	115 861	8 276	333	23	(D)	(D)	EE	10	(D)
5169	Chemicals and allied products, n.e.c. ....	80	248 040	21 853	603	62	(D)	(D)	EE	18	(D)
517	Petroleum and petroleum products .....	70	1 083 135	24 949	962	61	(D)	(D)	FF	9	(D)
5171	Petroleum bulk stations and terminals .....	52	1 011 542	18 863	769	45	194 853	13 703	636	7	816 689
5172	Petroleum and petroleum products wholesalers, except bulk stations and terminals .....	18	71 593	6 086	193	16	(D)	(D)	CC	2	(D)
518	Beer, wine, and distilled alcoholic beverages .....	21	(D)	(D)	GG	19	566 917	43 666	1 306	2	(D)
5181	Beer and ale .....	9	(D)	(D)	FF	9	(D)	(D)	FF	—	—
5182	Wine and distilled alcoholic beverages .....	12	300 890	18 880	635	10	(D)	(D)	FF	2	(D)
519	Miscellaneous nondurable goods .....	349	863 606	62 784	2 902	306	(D)	(D)	HH	43	(D)
5191	Farm supplies .....	85	172 194	12 671	496	80	164 952	12 080	467	5	7 242
5192	Books, periodicals, and newspapers .....	36	146 683	11 551	558	22	(D)	(D)	EE	14	(D)
5193	Flowers, nursery stock, and florists' supplies .....	48	50 666	7 070	462	47	(D)	(D)	EE	1	(D)
5194	Tobacco and tobacco products .....	4	(D)	(D)	EE	3	(D)	(D)	EE	1	(D)
5198	Paints, varnishes, and supplies .....	40	(D)	(D)	EE	30	(D)	(D)	CC	10	13 107
5199	Nondurable goods, n.e.c. ....	136	(D)	(D)	FF	124	(D)	(D)	FF	12	(D)
<b>PIMA COUNTY</b> (Coextensive with Tucson, AZ MSA; see table 7.)											
<b>SANTA CRUZ COUNTY</b>											
	<b>Wholesale trade .....</b>	<b>217</b>	<b>757 020</b>	<b>35 643</b>	<b>1 656</b>	<b>155</b>	<b>(D)</b>	<b>(D)</b>	<b>GG</b>	<b>62</b>	<b>(D)</b>
<b>50</b>	<b>Durable goods .....</b>	<b>52</b>	<b>68 503</b>	<b>5 541</b>	<b>261</b>	<b>51</b>	<b>(D)</b>	<b>(D)</b>	<b>EE</b>	<b>1</b>	<b>(D)</b>
501	Motor vehicles and motor vehicle parts and supplies .....	9	10 543	1 176	61	9	10 543	1 176	61	—	—
502	Furniture and homefurnishings .....	—	—	—	—	—	—	—	—	—	—
503	Lumber and other construction materials .....	2	(D)	(D)	AA	2	(D)	(D)	AA	—	—
504	Professional and commercial equipment and supplies .....	4	1 381	396	14	4	1 381	396	14	—	—
505	Metals and minerals, except petroleum .....	1	(D)	(D)	AA	1	(D)	(D)	AA	—	—
506	Electrical goods .....	12	19 641	2 310	89	12	19 641	2 310	89	—	—
507	Hardware, and plumbing and heating equipment and supplies .....	6	4 627	406	24	6	4 627	406	24	—	—
508	Machinery, equipment, and supplies .....	15	19 082	1 056	56	14	(D)	(D)	BB	1	(D)
509	Miscellaneous durable goods .....	3	(D)	(D)	AA	3	(D)	(D)	AA	—	—
<b>51</b>	<b>Nondurable goods .....</b>	<b>165</b>	<b>688 517</b>	<b>30 102</b>	<b>1 395</b>	<b>104</b>	<b>317 745</b>	<b>16 210</b>	<b>810</b>	<b>61</b>	<b>370 772</b>
511	Paper and paper products .....	2	(D)	(D)	AA	2	(D)	(D)	AA	—	—
512	Drugs, drug proprietaries, and druggists' sundries ...	—	—	—	—	—	—	—	—	—	—
513	Apparel, piece goods, and notions .....	7	7 054	459	52	7	7 054	459	52	—	—
514	Groceries and related products .....	137	649 565	27 992	1 258	79	284 457	14 352	687	58	365 108
515	Farm-product raw materials .....	5	5 619	232	17	3	(D)	(D)	AA	2	(D)
516	Chemicals and allied products .....	—	—	—	—	—	—	—	—	—	—
517	Petroleum and petroleum products .....	1	(D)	(D)	AA	1	(D)	(D)	AA	—	—
518	Beer, wine, and distilled alcoholic beverages .....	—	—	—	—	—	—	—	—	—	—
519	Miscellaneous nondurable goods .....	13	24 137	1 279	61	12	(D)	(D)	BB	1	(D)

**Table 7. Summary Statistics for Metropolitan Areas: 1992**

[For meaning of abbreviations and symbols, see introductory text. For explanation of terms and comparability of 1987 and 1992 censuses, see appendix A. For definitions of CMSA's, MSA's, and PMSA's, see appendix D]

SIC code	Geographic area and kind of business	Estab-lish-ments (number)	Sales (\$1,000)	Annual payroll (\$1,000)	Paid employees for pay period including March 12 (number)	Merchant wholesalers				Other operating types	
						Estab-lish-ments (number)	Sales (\$1,000)	Annual payroll (\$1,000)	Paid employees for pay period including March 12 (number)	Estab-lish-ments (number)	Sales (\$1,000)
<b>LAS VEGAS, NV-AZ MSA</b>											
	<b>Wholesale trade -----</b>	<b>1 288</b>	<b>5 041 359</b>	<b>377 583</b>	<b>13 896</b>	<b>1 154</b>	<b>3 210 322</b>	<b>319 038</b>	<b>12 042</b>	<b>134</b>	<b>1 831 037</b>
<b>50</b>	<b>Durable goods -----</b>	<b>850</b>	<b>1 735 083</b>	<b>214 147</b>	<b>7 941</b>	<b>782</b>	<b>1 451 028</b>	<b>186 879</b>	<b>7 210</b>	<b>68</b>	<b>284 055</b>
501	Motor vehicles and motor vehicle parts and supplies -----	130	222 520	26 794	1 161	123	174 284	25 870	1 107	7	48 236
5012	Automobiles and other motor vehicles -----	12	(D)	(D)	CC	11	(D)	(D)	CC	1	(D)
5013	Motor vehicle supplies and new parts -----	82	88 867	15 379	700	76	(D)	(D)	FF	6	(D)
5014	Tires and tubes -----	11	26 830	3 466	117	11	26 830	3 466	117	—	—
5015	Motor vehicle parts, used -----	25	(D)	(D)	CC	25	(D)	(D)	CC	—	—
502	Furniture and homefurnishings -----	42	77 446	12 259	341	42	77 446	12 259	341	—	—
5021	Furniture -----	12	7 548	744	42	12	7 548	744	42	—	—
5023	Homefurnishings -----	30	69 898	11 515	299	30	69 898	11 515	299	—	—
503	Lumber and other construction materials -----	97	205 167	20 597	776	85	183 457	18 063	688	12	21 710
5031	Lumber, plywood, millwork, and wood panels -----	39	97 113	9 878	382	36	93 730	9 269	359	3	3 383
5032	Brick, stone, and related construction materials -----	27	45 022	5 240	180	21	(D)	(D)	CC	6	(D)
5033	Roofing, siding, and insulation materials -----	9	39 191	2 046	79	9	39 191	2 046	79	—	—
5039	Construction materials, n.e.c. -----	22	23 841	3 433	135	19	(D)	(D)	CC	3	(D)
504	Professional and commercial equipment and supplies -----	146	263 673	42 429	1 497	131	178 637	29 271	1 214	15	85 036
5043	Photographic equipment and supplies -----	4	5 310	591	26	4	5 310	591	26	—	—
5044	Office equipment -----	31	53 557	10 670	470	29	(D)	(D)	EE	2	(D)
5045	Computers and computer peripheral equipment and software -----	44	101 142	14 615	439	37	50 709	6 998	299	7	50 433
5046	Commercial equipment, n.e.c. -----	27	54 521	8 276	295	24	44 790	6 464	229	3	9 731
5047	Medical, dental, and hospital equipment and supplies -----	24	30 393	5 159	155	22	(D)	(D)	CC	2	(D)
5048	Ophthalmic goods -----	10	10 429	1 596	59	9	(D)	(D)	BB	1	(D)
5049	Professional equipment and supplies, n.e.c. -----	6	8 321	1 522	53	6	8 321	1 522	53	—	—
505	Metals and minerals, except petroleum -----	17	(D)	(D)	CC	15	(D)	(D)	CC	2	(D)
5051	Metals service centers and offices -----	16	34 336	3 717	144	14	(D)	(D)	CC	2	(D)
5052	Coal and other minerals and ores -----	1	(D)	(D)	AA	1	(D)	(D)	AA	—	—
506	Electrical goods -----	113	268 951	33 831	1 225	97	221 507	28 929	1 094	16	47 444
5063	Electrical apparatus and equipment, wiring supplies, and construction materials -----	66	191 007	19 665	813	55	157 444	16 017	722	11	33 563
5064	Electrical appliances, television and radio sets -----	10	21 185	1 502	66	9	(D)	(D)	BB	1	(D)
5065	Electronic parts and equipment, n.e.c. -----	37	56 759	12 664	346	33	(D)	(D)	EE	4	(D)
507	Hardware, and plumbing and heating equipment and supplies -----	92	255 939	23 004	913	86	(D)	(D)	FF	6	(D)
5072	Hardware -----	23	92 328	8 674	328	22	(D)	(D)	EE	1	(D)
5074	Plumbing and heating equipment and supplies (hydronics) -----	41	(D)	(D)	EE	40	87 180	6 797	(D)	1	(D)
5075	Warm air heating and air-conditioning equipment and supplies -----	24	60 785	6 579	291	20	52 209	6 106	276	4	8 576
5078	Refrigeration equipment and supplies -----	4	(D)	(D)	AA	4	(D)	(D)	AA	—	—
508	Machinery, equipment, and supplies -----	137	227 994	28 544	1 018	130	216 441	27 675	1 003	7	11 553
5082	Construction and mining (except petroleum) machinery and equipment -----	28	100 445	11 606	401	28	100 445	11 606	401	—	—
5083	Farm and garden machinery and equipment -----	8	13 494	1 698	62	8	13 494	1 698	62	—	—
5084	Industrial machinery and equipment -----	31	22 424	2 932	114	29	(D)	(D)	CC	2	(D)
5085	Industrial supplies -----	24	35 036	4 779	161	23	(D)	(D)	CC	1	(D)
5087	Service establishment equipment and supplies -----	39	46 754	6 256	252	38	(D)	(D)	CC	1	(D)
5088	Transportation equipment and supplies, except motor vehicles -----	7	9 841	1 273	28	4	3 522	836	22	3	6 319
509	Miscellaneous durable goods -----	76	(D)	(D)	FF	73	(D)	(D)	FF	3	(D)
5091	Sporting and recreational goods and supplies -----	18	28 999	3 496	125	17	(D)	(D)	CC	1	(D)
5092	Toys and hobby goods and supplies -----	11	45 777	4 116	201	11	45 777	4 116	201	—	—
5093	Scrap and waste materials -----	8	5 879	921	57	8	5 879	921	57	—	—
5094	Jewelry, watches, precious stones, and precious metals -----	20	31 202	3 507	118	20	31 202	3 507	118	—	—
5099	Durable goods, n.e.c. -----	19	(D)	(D)	EE	17	(D)	(D)	EE	2	(D)
<b>51</b>	<b>Nondurable goods -----</b>	<b>438</b>	<b>3 306 276</b>	<b>163 436</b>	<b>5 955</b>	<b>372</b>	<b>1 759 294</b>	<b>132 159</b>	<b>4 832</b>	<b>66</b>	<b>1 546 982</b>
511	Paper and paper products -----	50	113 287	10 343	512	44	93 557	8 613	438	6	19 730
5111	Printing and writing paper -----	8	25 341	1 319	51	6	(D)	(D)	BB	2	(D)
5112	Stationery and office supplies -----	34	54 600	6 070	323	30	(D)	(D)	EE	4	(D)
5113	Industrial and personal service paper -----	8	33 346	2 954	138	8	33 346	2 954	138	—	—
512	Drugs, drug proprietaries, and druggists' sundries -----	37	159 381	12 851	384	34	141 958	12 149	363	3	17 423
5122	Drugs, drug proprietaries, and druggists' sundries -----	37	159 381	12 851	384	34	141 958	12 149	363	3	17 423
513	Apparel, piece goods, and notions -----	23	(D)	(D)	EE	16	21 014	2 236	(D)	7	(D)
5131	Piece goods, notions, and other dry goods -----	3	1 002	63	3	2	(D)	(D)	AA	1	(D)
5136	Men's and boys' clothing and furnishings -----	7	(D)	(D)	EE	4	13 852	1 757	(D)	3	(D)
5137	Women's, children's, and infants' clothing and accessories -----	10	(D)	(D)	CC	7	(D)	(D)	AA	3	(D)
5139	Footwear -----	3	4 298	102	5	3	4 298	102	5	—	—
514	Groceries and related products -----	140	948 012	62 345	2 274	120	712 902	46 825	1 816	20	235 110
5141	Groceries, general line -----	25	252 574	11 928	502	24	(D)	(D)	EE	1	(D)
5142	Packaged frozen foods -----	9	120 243	3 728	94	6	(D)	(D)	BB	3	(D)
5143	Dairy products, except dried or canned -----	7	17 871	1 772	56	6	(D)	(D)	BB	1	(D)
5144	Poultry and poultry products -----	3	(D)	(D)	BB	3	(D)	(D)	BB	—	—
5145	Confectionery -----	7	17 789	1 393	48	7	17 789	1 393	48	—	—

**Table 7. Summary Statistics for Metropolitan Areas: 1992 – Con.**

[For meaning of abbreviations and symbols, see introductory text. For explanation of terms and comparability of 1987 and 1992 censuses, see appendix A. For definitions of CMSA's, MSA's, and PMSA's, see appendix D]

SIC code	Geographic area and kind of business	Estab-lish-ments (number)	Sales (\$1,000)	Annual payroll (\$1,000)	Paid employees for pay period including March 12 (number)	Merchant wholesalers				Other operating types	
						Estab-lish-ments (number)	Sales (\$1,000)	Annual payroll (\$1,000)	Paid employees for pay period including March 12 (number)	Estab-lish-ments (number)	Sales (\$1,000)
<b>LAS VEGAS, NV-AZ MSA – Con.</b>											
<b>51</b>	<b>Nondurable goods – Con.</b>										
514	Groceries and related products – Con.										
5146	Fish and seafoods .....	10	28 996	1 326	45	10	28 996	1 326	45	–	–
5147	Meats and meat products .....	7	103 001	5 661	134	7	103 001	5 661	134	–	–
5148	Fresh fruits and vegetables .....	17	53 910	5 335	274	17	53 910	5 335	274	–	–
5149	Groceries and related products, n.e.c. ....	55	(D)	(D)	GG	40	(D)	(D)	FF	15	178 089
515	Farm-product raw materials .....	3	4 651	476	26	3	4 651	476	26	–	–
5153	Grain and field beans .....	1	(D)	(D)	AA	1	(D)	(D)	AA	–	–
5154	Livestock .....	1	(D)	(D)	AA	1	(D)	(D)	AA	–	–
5159	Farm-product raw materials, n.e.c. ....	1	(D)	(D)	AA	1	(D)	(D)	AA	–	–
516	Chemicals and allied products .....	22	65 311	5 669	206	16	51 469	3 390	142	6	13 842
5162	Plastics materials and basic forms and shapes ...	7	14 383	2 213	68	5	(D)	(D)	BB	2	(D)
5169	Chemicals and allied products, n.e.c. ....	15	50 928	3 456	138	11	(D)	(D)	CC	4	(D)
517	Petroleum and petroleum products .....	36	516 812	8 216	325	29	173 712	6 338	278	7	343 100
5171	Petroleum bulk stations and terminals .....	21	484 002	5 954	202	16	(D)	(D)	CC	5	(D)
5172	Petroleum and petroleum products wholesalers, except bulk stations and terminals .....	15	32 810	2 262	123	13	(D)	(D)	CC	2	(D)
518	Beer, wine, and distilled alcoholic beverages .....	14	344 318	27 201	694	13	(D)	(D)	FF	1	(D)
5181	Beer and ale .....	5	123 649	8 642	262	5	123 649	8 642	262	–	–
5182	Wine and distilled alcoholic beverages .....	9	220 669	18 559	432	8	(D)	(D)	EE	1	(D)
519	Miscellaneous nondurable goods .....	113	(D)	(D)	GG	97	(D)	(D)	GG	16	(D)
5191	Farm supplies .....	10	19 451	2 196	81	9	(D)	(D)	BB	1	(D)
5192	Books, periodicals, and newspapers .....	20	57 035	3 788	283	14	26 564	3 099	259	6	30 471
5193	Flowers, nursery stock, and florists' supplies .....	20	12 120	1 681	97	20	12 120	1 681	97	–	–
5194	Tobacco and tobacco products .....	3	(D)	(D)	CC	3	(D)	(D)	CC	–	–
5198	Paints, varnishes, and supplies .....	8	(D)	(D)	BB	4	(D)	(D)	AA	4	(D)
5199	Nondurable goods, n.e.c. ....	52	74 582	16 149	477	47	71 703	15 865	455	5	2 879
<b>PHOENIX-MESA, AZ MSA</b>											
	<b>Wholesale trade .....</b>	<b>4 485</b>	<b>23 228 615</b>	<b>1 449 126</b>	<b>51 169</b>	<b>3 648</b>	<b>13 578 328</b>	<b>1 094 068</b>	<b>40 924</b>	<b>837</b>	<b>9 650 287</b>
<b>50</b>	<b>Durable goods .....</b>	<b>3 148</b>	<b>12 798 541</b>	<b>936 577</b>	<b>32 468</b>	<b>2 577</b>	<b>7 445 103</b>	<b>711 512</b>	<b>26 464</b>	<b>571</b>	<b>5 353 438</b>
501	Motor vehicles and motor vehicle parts and supplies .....	420	1 214 852	94 683	4 289	393	760 710	85 727	3 773	27	454 142
5012	Automobiles and other motor vehicles .....	72	677 208	28 157	1 139	64	(D)	(D)	FF	8	(D)
5013	Motor vehicle supplies and new parts .....	235	357 844	44 473	2 243	217	(D)	(D)	GG	8	(D)
5014	Tires and tubes .....	45	143 220	14 077	481	44	(D)	(D)	EE	1	(D)
5015	Motor vehicle parts, used .....	68	36 580	7 976	426	68	36 580	7 976	426	–	–
502	Furniture and homefurnishings .....	189	425 754	40 926	1 503	156	(D)	(D)	GG	33	(D)
5021	Furniture .....	90	196 398	17 077	679	68	(D)	(D)	FF	22	(D)
5023	Homefurnishings .....	99	229 356	23 849	824	88	204 047	23 278	792	11	25 309
503	Lumber and other construction materials .....	212	823 076	61 250	2 251	177	695 799	54 058	1 998	35	127 277
5031	Lumber, plywood, millwork, and wood panels .....	74	428 652	25 226	884	65	(D)	(D)	FF	9	(D)
5032	Brick, stone, and related construction materials ...	54	84 251	10 684	375	45	66 322	9 178	324	9	17 929
5033	Roofing, siding, and insulation materials .....	25	184 313	10 678	396	21	(D)	(D)	EE	4	(D)
5039	Construction materials, n.e.c. ....	59	125 860	14 662	596	46	(D)	(D)	EE	13	(D)
504	Professional and commercial equipment and supplies .....	539	3 576 085	261 969	7 314	452	2 207 536	167 667	5 570	87	1 368 549
5043	Photographic equipment and supplies .....	12	(D)	(D)	CC	11	(D)	(D)	BB	1	(D)
5044	Office equipment .....	87	246 180	54 667	1 863	73	(D)	(D)	GG	14	(D)
5045	Computers and computer peripheral equipment and software .....	212	2 536 270	131 632	3 076	184	1 640 790	74 116	2 144	28	895 480
5046	Commercial equipment, n.e.c. ....	58	75 554	8 567	335	47	58 791	7 927	299	11	16 763
5047	Medical, dental, and hospital equipment and supplies .....	120	522 043	46 289	1 343	94	260 729	33 022	1 090	26	261 314
5048	Ophthalmic goods .....	19	33 159	6 427	302	18	(D)	(D)	EE	1	(D)
5049	Professional equipment and supplies, n.e.c. ....	31	(D)	(D)	CC	25	(D)	(D)	CC	6	(D)
505	Metals and minerals, except petroleum .....	78	963 933	21 284	842	59	162 729	14 349	625	19	801 204
5051	Metals service centers and offices .....	74	(D)	(D)	FF	56	160 084	13 899	(D)	18	(D)
5052	Coal and other minerals and ores .....	4	(D)	(D)	BB	3	2 645	450	(D)	1	(D)
506	Electrical goods .....	555	2 732 869	152 449	4 804	361	1 359 790	105 672	3 516	194	1 373 079
5063	Electrical apparatus and equipment, wiring supplies, and construction materials .....	219	701 845	52 890	1 853	147	395 780	40 767	1 482	72	306 065
5064	Electrical appliances, television and radio sets .....	44	590 816	14 341	460	34	408 373	11 675	376	10	182 443
5065	Electronic parts and equipment, n.e.c. ....	292	1 440 208	85 218	2 491	180	555 637	53 230	1 658	112	884 571
507	Hardware, and plumbing and heating equipment and supplies .....	250	642 911	64 441	2 410	200	457 699	53 304	2 089	50	185 212
5072	Hardware .....	90	200 787	24 666	1 095	74	(D)	(D)	FF	16	(D)
5074	Plumbing and heating equipment and supplies (hydronics) .....	88	254 505	19 410	705	69	(D)	(D)	FF	19	(D)
5075	Warm air heating and air-conditioning equipment and supplies .....	52	140 150	16 475	468	43	117 980	13 740	392	9	22 170
5078	Refrigeration equipment and supplies .....	20	47 469	3 890	142	14	26 747	2 937	102	6	20 722

**AZ-28 ARIZONA**

**WHOLESALE TRADE – GEOGRAPHIC AREA SERIES**

**Table 7. Summary Statistics for Metropolitan Areas: 1992 – Con.**

[For meaning of abbreviations and symbols, see introductory text. For explanation of terms and comparability of 1987 and 1992 censuses, see appendix A. For definitions of CMSA's, MSA's, and PMSA's, see appendix D]

SIC code	Geographic area and kind of business	Estab-lish-ments (number)	Sales (\$1,000)	Annual payroll (\$1,000)	Paid employees for pay period including March 12 (number)	Merchant wholesalers				Other operating types	
						Estab-lish-ments (number)	Sales (\$1,000)	Annual payroll (\$1,000)	Paid employees for pay period including March 12 (number)	Estab-lish-ments (number)	Sales (\$1,000)
<b>PHOENIX-MESA, AZ MSA – Con.</b>											
<b>50</b>	<b>Durable goods – Con.</b>										
508	Machinery, equipment, and supplies -----	632	2 046 369	196 984	6 893	536	1 138 261	153 361	5 479	96	908 108
5082	Construction and mining (except petroleum) machinery and equipment -----	68	320 325	31 299	928	60	274 575	29 312	862	8	45 750
5083	Farm and garden machinery and equipment -----	57	131 327	14 855	544	54	(D)	(D)	FF	3	(D)
5084	Industrial machinery and equipment -----	257	509 557	59 595	2 151	206	364 366	50 787	1 867	51	145 191
5085	Industrial supplies -----	118	217 871	26 799	917	98	(D)	(D)	FF	20	(D)
5087	Service establishment equipment and supplies -----	81	117 398	22 120	1 025	77	107 526	21 725	1 011	4	9 872
5088	Transportation equipment and supplies, except motor vehicles -----	51	749 891	42 316	1 328	41	(D)	(D)	EE	10	(D)
509	Miscellaneous durable goods -----	273	372 692	42 591	2 162	243	(D)	(D)	GG	30	(D)
5091	Sporting and recreational goods and supplies -----	52	83 790	8 239	382	44	76 453	7 079	336	8	7 337
5092	Toys and hobby goods and supplies -----	25	(D)	(D)	CC	21	(D)	(D)	BB	4	12 487
5093	Scrap and waste materials -----	62	119 528	17 512	967	60	(D)	(D)	FF	2	(D)
5094	Jewelry, watches, precious stones, and precious metals -----	62	84 975	7 973	325	58	78 635	7 280	314	4	6 340
5099	Durable goods, n.e.c. -----	72	(D)	(D)	EE	60	52 080	6 873	(D)	12	(D)
<b>51</b>	<b>Nondurable goods -----</b>	<b>1 337</b>	<b>10 430 074</b>	<b>512 549</b>	<b>18 701</b>	<b>1 071</b>	<b>6 133 225</b>	<b>382 556</b>	<b>14 460</b>	<b>266</b>	<b>4 296 849</b>
511	Paper and paper products -----	165	660 335	51 286	1 841	125	426 791	42 360	1 503	40	233 544
5111	Printing and writing paper -----	28	(D)	(D)	EE	21	(D)	(D)	EE	7	31 370
5112	Stationery and office supplies -----	93	264 513	27 154	1 060	73	194 325	22 190	906	20	70 188
5113	Industrial and personal service paper -----	44	(D)	(D)	EE	31	(D)	(D)	EE	13	131 986
512	Drugs, drug proprietaries, and druggists' sundries -----	79	1 205 174	44 610	1 115	64	582 194	16 502	680	15	622 980
5122	Drugs, drug proprietaries, and druggists' sundries -----	79	1 205 174	44 610	1 115	64	582 194	16 502	680	15	622 980
513	Apparel, piece goods, and notions -----	95	149 452	17 348	917	81	(D)	(D)	FF	14	(D)
5131	Piece goods, notions, and other dry goods -----	27	21 247	2 496	125	23	19 168	2 367	117	4	2 079
5136	Men's and boys' clothing and furnishings -----	29	82 069	10 082	536	24	(D)	(D)	FF	5	(D)
5137	Women's, children's, and infants' clothing and accessories -----	35	38 579	3 964	221	30	(D)	(D)	CC	5	(D)
5139	Footwear -----	4	7 557	806	35	4	7 557	806	35	-	-
514	Groceries and related products -----	383	5 229 519	226 697	8 290	273	3 017 380	159 137	5 646	110	2 212 139
5141	Groceries, general line -----	51	2 100 727	79 873	2 525	38	(D)	(D)	GG	13	(D)
5142	Packaged frozen foods -----	36	432 529	23 210	750	26	(D)	(D)	FF	10	(D)
5143	Dairy products, except dried or canned -----	34	640 065	18 163	608	24	(D)	(D)	EE	10	(D)
5144	Poultry and poultry products -----	11	68 385	2 306	120	6	(D)	(D)	BB	5	(D)
5145	Confectionery -----	21	108 757	5 400	295	12	(D)	(D)	BB	9	(D)
5146	Fish and seafoods -----	13	(D)	(D)	CC	10	(D)	(D)	CC	3	9 478
5147	Meats and meat products -----	39	610 164	13 559	517	23	(D)	(D)	EE	16	(D)
5148	Fresh fruits and vegetables -----	52	238 191	16 118	690	51	(D)	(D)	FF	1	(D)
5149	Groceries and related products, n.e.c. -----	126	(D)	(D)	HH	83	(D)	(D)	GG	43	629 090
515	Farm-product raw materials -----	23	111 017	3 108	140	21	(D)	(D)	CC	2	(D)
5153	Grain and field beans -----	6	15 432	869	28	6	15 432	869	28	-	-
5154	Livestock -----	8	(D)	(D)	BB	7	12 404	266	(D)	1	(D)
5159	Farm-product raw materials, n.e.c. -----	9	(D)	(D)	BB	8	(D)	(D)	BB	1	(D)
516	Chemicals and allied products -----	116	366 149	30 370	946	88	199 828	20 554	675	28	166 321
5162	Plastics materials and basic forms and shapes -----	33	115 861	8 276	333	23	(D)	(D)	EE	10	(D)
5169	Chemicals and allied products, n.e.c. -----	83	250 288	22 094	613	65	(D)	(D)	EE	18	(D)
517	Petroleum and petroleum products -----	84	1 195 885	29 369	1 119	74	(D)	(D)	FF	10	(D)
5171	Petroleum bulk stations and terminals -----	61	1 077 582	20 754	849	54	260 893	15 594	716	7	816 689
5172	Petroleum and petroleum products wholesalers, except bulk stations and terminals -----	23	118 303	8 615	270	20	(D)	(D)	EE	3	(D)
518	Beer, wine, and distilled alcoholic beverages -----	22	599 433	44 368	1 327	20	(D)	(D)	GG	2	(D)
5181	Beer and ale -----	10	298 543	25 488	692	10	298 543	25 488	692	-	-
5182	Wine and distilled alcoholic beverages -----	12	300 890	18 880	635	10	(D)	(D)	FF	2	(D)
519	Miscellaneous nondurable goods -----	370	913 110	65 393	3 006	325	723 238	56 453	2 666	45	189 872
5191	Farm supplies -----	102	220 011	15 124	588	95	(D)	(D)	FF	7	(D)
5192	Books, periodicals, and newspapers -----	36	146 683	11 551	558	22	(D)	(D)	EE	14	(D)
5193	Flowers, nursery stock, and florists' supplies -----	48	50 666	7 070	462	47	(D)	(D)	EE	1	(D)
5194	Tobacco and tobacco products -----	4	(D)	(D)	EE	3	(D)	(D)	EE	1	(D)
5198	Paints, varnishes, and supplies -----	41	45 059	5 866	259	31	31 952	4 700	214	10	13 107
5199	Nondurable goods, n.e.c. -----	139	(D)	(D)	FF	127	(D)	(D)	FF	12	(D)
<b>TUCSON, AZ MSA</b>											
	<b>Wholesale trade -----</b>	<b>985</b>	<b>2 335 784</b>	<b>228 649</b>	<b>9 707</b>	<b>880</b>	<b>1 565 227</b>	<b>178 684</b>	<b>8 024</b>	<b>105</b>	<b>770 557</b>
<b>50</b>	<b>Durable goods -----</b>	<b>714</b>	<b>1 311 848</b>	<b>159 354</b>	<b>6 579</b>	<b>652</b>	<b>947 359</b>	<b>124 853</b>	<b>5 633</b>	<b>62</b>	<b>364 489</b>
501	Motor vehicles and motor vehicle parts and supplies -----	141	214 582	18 287	1 139	135	(D)	(D)	GG	6	(D)
5012	Automobiles and other motor vehicles -----	26	89 347	3 478	363	25	(D)	(D)	EE	1	(D)
5013	Motor vehicle supplies and new parts -----	69	70 084	9 732	523	65	(D)	(D)	EE	4	(D)
5014	Tires and tubes -----	14	45 493	3 157	122	13	(D)	(D)	CC	1	(D)
5015	Motor vehicle parts, used -----	32	9 658	1 920	131	32	9 658	1 920	131	-	-
502	Furniture and home furnishings -----	36	35 622	6 499	389	35	(D)	(D)	EE	1	(D)
5021	Furniture -----	14	13 624	1 661	88	13	(D)	(D)	BB	1	(D)
5023	Home furnishings -----	22	21 998	4 838	301	22	21 998	4 838	301	-	-

**Table 7. Summary Statistics for Metropolitan Areas: 1992 – Con.**

[For meaning of abbreviations and symbols, see introductory text. For explanation of terms and comparability of 1987 and 1992 censuses, see appendix A. For definitions of CMSA's, MSA's, and PMSA's, see appendix D]

SIC code	Geographic area and kind of business	Estab-lish-ments (number)	Sales (\$1,000)	Annual payroll (\$1,000)	Paid employees for pay period including March 12 (number)	Merchant wholesalers			Other operating types	
						Estab-lish-ments (number)	Sales (\$1,000)	Annual payroll (\$1,000)	Paid employees for pay period including March 12 (number)	Estab-lish-ments (number)
<b>TUCSON, AZ MSA – Con.</b>										
<b>50</b>	<b>Durable goods – Con.</b>									
503	Lumber and other construction materials .....	63	134 121	14 332	611	56	(D)	(D)	FF	7 (D)
5031	Lumber, plywood, millwork, and wood panels .....	19	57 062	6 179	255	18	(D)	(D)	CC	1 (D)
5032	Brick, stone, and related construction materials .....	20	28 901	3 192	132	16	(D)	(D)	CC	4 (D)
5033	Roofing, siding, and insulation materials .....	7	(D)	(D)	BB	6	(D)	(D)	BB	1 (D)
5039	Construction materials, n.e.c. ....	17	(D)	(D)	CC	16	(D)	(D)	CC	1 (D)
504	Professional and commercial equipment and supplies .....	117	318 120	47 588	1 560	103	(D)	(D)	GG	14 (D)
5043	Photographic equipment and supplies .....	2	(D)	(D)	AA	2	(D)	(D)	AA	–
5044	Office equipment .....	22	49 020	11 757	455	18	(D)	(D)	EE	4 (D)
5045	Computers and computer peripheral equipment and software .....	44	222 770	28 537	754	37	64 096	7 045	287	7 158 674
5046	Commercial equipment, n.e.c. ....	15	(D)	(D)	CC	15	(D)	(D)	CC	–
5047	Medical, dental, and hospital equipment and supplies .....	23	19 882	3 589	160	21	(D)	(D)	CC	2 (D)
5048	Ophthalmic goods .....	–	–	–	–	–	–	–	–	–
5049	Professional equipment and supplies, n.e.c. ....	11	(D)	(D)	BB	10	(D)	(D)	BB	1 (D)
505	Metals and minerals, except petroleum .....	14	31 274	2 655	115	11	(D)	(D)	BB	3 (D)
5051	Metals service centers and offices .....	12	(D)	(D)	BB	9	17 122	1 479	(D)	3 (D)
5052	Coal and other minerals and ores .....	2	(D)	(D)	AA	2	(D)	(D)	AA	–
506	Electrical goods .....	79	145 908	17 279	673	65	(D)	(D)	FF	14 (D)
5063	Electrical apparatus and equipment, wiring supplies, and construction materials .....	43	113 264	11 094	454	35	93 121	9 915	418	8 20 143
5064	Electrical appliances, television and radio sets .....	5	3 689	286	14	5	3 689	286	14	–
5065	Electronic parts and equipment, n.e.c. ....	31	28 955	5 899	205	25	(D)	(D)	CC	6 (D)
507	Hardware, and plumbing and heating equipment and supplies .....	57	101 020	9 825	406	56	(D)	(D)	EE	1 (D)
5072	Hardware .....	19	(D)	(D)	CC	18	25 673	3 125	(D)	1 (D)
5074	Plumbing and heating equipment and supplies (hydronics) .....	19	34 871	3 680	163	19	34 871	3 680	163	–
5075	Warm air heating and air-conditioning equipment and supplies .....	12	28 599	1 942	58	12	28 599	1 942	58	–
5078	Refrigeration equipment and supplies .....	7	(D)	(D)	BB	7	(D)	(D)	BB	–
508	Machinery, equipment, and supplies .....	139	249 937	33 801	1 215	125	(D)	(D)	GG	14 (D)
5082	Construction and mining (except petroleum) machinery and equipment .....	35	105 277	11 982	352	27	62 116	9 586	300	8 43 161
5083	Farm and garden machinery and equipment .....	8	(D)	(D)	BB	8	(D)	(D)	BB	–
5084	Industrial machinery and equipment .....	46	62 560	10 954	421	41	59 059	10 578	397	5 3 501
5085	Industrial supplies .....	23	28 675	3 026	124	23	28 675	3 026	124	–
5087	Service establishment equipment and supplies .....	21	27 512	5 154	211	21	27 512	5 154	211	–
5088	Transportation equipment and supplies, except motor vehicles .....	6	(D)	(D)	BB	5	(D)	(D)	BB	1 (D)
509	Miscellaneous durable goods .....	68	81 264	9 088	471	66	(D)	(D)	EE	2 (D)
5091	Sporting and recreational goods and supplies .....	11	10 356	888	52	11	10 356	888	52	–
5092	Toys and hobby goods and supplies .....	6	18 522	1 911	112	6	18 522	1 911	112	–
5093	Scrap and waste materials .....	20	33 660	3 255	185	20	33 660	3 255	185	–
5094	Jewelry, watches, precious stones, and precious metals .....	14	13 477	1 969	61	13	(D)	(D)	BB	1 (D)
5099	Durable goods, n.e.c. ....	17	5 249	1 065	61	16	(D)	(D)	BB	1 (D)
<b>51</b>	<b>Nondurable goods</b> .....	<b>271</b>	<b>1 023 936</b>	<b>69 295</b>	<b>3 128</b>	<b>228</b>	<b>617 868</b>	<b>53 831</b>	<b>2 391</b>	<b>43 406 068</b>
511	Paper and paper products .....	42	78 340	8 047	416	37	(D)	(D)	EE	5 (D)
5111	Printing and writing paper .....	3	(D)	(D)	BB	3	(D)	(D)	BB	–
5112	Stationery and office supplies .....	33	(D)	(D)	EE	28	(D)	(D)	EE	5 (D)
5113	Industrial and personal service paper .....	6	(D)	(D)	BB	6	(D)	(D)	BB	–
512	Drugs, drug proprietaries, and druggists' sundries .....	10	53 199	3 590	119	10	53 199	3 590	119	–
5122	Drugs, drug proprietaries, and druggists' sundries .....	10	53 199	3 590	119	10	53 199	3 590	119	–
513	Apparel, piece goods, and notions .....	22	17 628	2 362	136	20	(D)	(D)	CC	2 (D)
5131	Piece goods, notions, and other dry goods .....	6	(D)	(D)	BB	6	(D)	(D)	BB	–
5136	Men's and boys' clothing and furnishings .....	8	(D)	(D)	BB	7	(D)	(D)	BB	1 (D)
5137	Women's, children's, and infants' clothing and accessories .....	7	(D)	(D)	BB	6	(D)	(D)	BB	1 (D)
5139	Footwear .....	1	(D)	(D)	AA	1	(D)	(D)	AA	–
514	Groceries and related products .....	71	305 053	23 038	1 265	56	182 422	13 437	699	15 122 631
5141	Groceries, general line .....	5	61 028	2 395	93	4	(D)	(D)	BB	1 (D)
5142	Packaged frozen foods .....	3	5 198	235	12	2	(D)	(D)	AA	1 (D)
5143	Dairy products, except dried or canned .....	6	7 611	980	62	5	(D)	(D)	BB	1 (D)
5144	Poultry and poultry products .....	2	(D)	(D)	AA	1	(D)	(D)	AA	1 (D)
5145	Confectionery .....	7	35 796	4 236	350	5	(D)	(D)	BB	2 (D)
5146	Fish and seafoods .....	1	(D)	(D)	AA	1	(D)	(D)	AA	–
5147	Meats and meat products .....	8	(D)	(D)	CC	7	(D)	(D)	CC	1 (D)
5148	Fresh fruits and vegetables .....	7	25 216	3 157	137	7	25 216	3 157	137	–
5149	Groceries and related products, n.e.c. ....	32	(D)	(D)	EE	24	60 849	2 996	(D)	8 (D)
515	Farm-product raw materials .....	3	(D)	(D)	AA	3	(D)	(D)	AA	–
5153	Grain and field beans .....	1	(D)	(D)	AA	1	(D)	(D)	AA	–
5154	Livestock .....	2	(D)	(D)	AA	2	(D)	(D)	AA	–
5159	Farm-product raw materials, n.e.c. ....	–	–	–	–	–	–	–	–	–
516	Chemicals and allied products .....	26	86 614	8 042	177	18	43 409	4 947	105	8 43 205
5162	Plastics materials and basic forms and shapes .....	8	18 115	2 740	47	7	(D)	(D)	BB	1 (D)
5169	Chemicals and allied products, n.e.c. ....	18	68 499	5 302	130	11	(D)	(D)	BB	7 (D)
517	Petroleum and petroleum products .....	15	276 546	4 045	138	11	(D)	(D)	CC	4 (D)
5171	Petroleum bulk stations and terminals .....	12	245 540	2 773	98	8	(D)	(D)	BB	4 (D)
5172	Petroleum and petroleum products wholesalers, except bulk stations and terminals .....	3	31 006	1 272	40	3	31 006	1 272	40	–



**Table 7. Summary Statistics for Metropolitan Areas: 1992 – Con.**

[For meaning of abbreviations and symbols, see introductory text. For explanation of terms and comparability of 1987 and 1992 censuses, see appendix A. For definitions of CMSA's, MSA's, and PMSA's, see appendix D]

SIC code	Geographic area and kind of business	Estab-lish-ments (number)	Sales (\$1,000)	Annual payroll (\$1,000)	Paid employees for pay period including March 12 (number)	Merchant wholesalers			Other operating types		
						Estab-lish-ments (number)	Sales (\$1,000)	Annual payroll (\$1,000)	Paid employees for pay period including March 12 (number)	Estab-lish-ments (number)	Sales (\$1,000)
<b>TUCSON, AZ MSA – Con.</b>											
<b>51</b>	<b>Nondurable goods – Con.</b>										
518	Beer, wine, and distilled alcoholic beverages -----	8	119 217	11 450	406	8	119 217	11 450	406	–	–
5181	Beer and ale -----	4	92 491	9 462	334	4	92 491	9 462	334	–	–
5182	Wine and distilled alcoholic beverages -----	4	26 726	1 988	72	4	26 726	1 988	72	–	–
519	Miscellaneous nondurable goods -----	74	(D)	(D)	EE	65	(D)	(D)	EE	9	(D)
5191	Farm supplies -----	15	19 108	1 479	86	13	(D)	(D)	BB	2	(D)
5192	Books, periodicals, and newspapers -----	8	34 132	2 681	112	6	(D)	(D)	CC	2	(D)
5193	Flowers, nursery stock, and florists' supplies -----	14	8 624	1 687	125	14	8 624	1 687	125	–	–
5194	Tobacco and tobacco products -----	1	(D)	(D)	AA	1	(D)	(D)	AA	–	–
5198	Paints, varnishes, and supplies -----	7	4 777	621	40	6	(D)	(D)	BB	1	(D)
5199	Nondurable goods, n.e.c. -----	29	14 380	1 948	99	25	(D)	(D)	BB	4	(D)
<b>YUMA, AZ MSA</b>											
	<b>Wholesale trade -----</b>	<b>170</b>	<b>529 424</b>	<b>39 817</b>	<b>1 946</b>	<b>155</b>	<b>474 014</b>	<b>38 271</b>	<b>1 883</b>	<b>15</b>	<b>55 410</b>
<b>50</b>	<b>Durable goods -----</b>	<b>90</b>	<b>102 754</b>	<b>12 579</b>	<b>640</b>	<b>84</b>	<b>96 537</b>	<b>12 257</b>	<b>626</b>	<b>6</b>	<b>6 217</b>
501	Motor vehicles and motor vehicle parts and supplies -----	19	14 929	2 041	120	19	14 929	2 041	120	–	–
502	Furniture and home furnishings -----	1	(D)	(D)	AA	1	(D)	(D)	AA	–	–
503	Lumber and other construction materials -----	4	(D)	(D)	AA	4	(D)	(D)	AA	–	–
504	Professional and commercial equipment and supplies -----	10	4 903	1 178	64	10	4 903	1 178	64	–	–
505	Metals and minerals, except petroleum -----	2	(D)	(D)	BB	2	(D)	(D)	BB	–	–
506	Electrical goods -----	10	11 521	1 710	76	10	11 521	1 710	76	–	–
507	Hardware, and plumbing and heating equipment and supplies -----	10	11 591	1 503	81	10	11 591	1 503	81	–	–
508	Machinery, equipment, and supplies -----	25	38 965	4 051	186	19	32 748	3 729	172	6	6 217
509	Miscellaneous durable goods -----	9	(D)	(D)	BB	9	(D)	(D)	BB	–	–
<b>51</b>	<b>Nondurable goods -----</b>	<b>80</b>	<b>426 670</b>	<b>27 238</b>	<b>1 306</b>	<b>71</b>	<b>377 477</b>	<b>26 014</b>	<b>1 257</b>	<b>9</b>	<b>49 193</b>
511	Paper and paper products -----	4	20 941	829	68	4	20 941	829	68	–	–
512	Drugs, drug proprietaries, and druggists' sundries -----	2	(D)	(D)	AA	2	(D)	(D)	AA	–	–
513	Apparel, piece goods, and notions -----	1	(D)	(D)	AA	1	(D)	(D)	AA	–	–
514	Groceries and related products -----	27	185 643	13 322	769	22	(D)	(D)	FF	5	(D)
515	Farm-product raw materials -----	2	(D)	(D)	BB	1	(D)	(D)	BB	1	(D)
516	Chemicals and allied products -----	3	2 711	274	11	1	(D)	(D)	AA	2	(D)
517	Petroleum and petroleum products -----	8	37 741	2 295	80	7	(D)	(D)	BB	1	(D)
518	Beer, wine, and distilled alcoholic beverages -----	2	(D)	(D)	BB	2	(D)	(D)	BB	–	–
519	Miscellaneous nondurable goods -----	31	(D)	(D)	EE	31	(D)	(D)	EE	–	–

**Table 8. Summary Statistics for the Area Outside Metropolitan Areas: 1992**

[For meaning of abbreviations and symbols, see introductory text. For explanation of terms and comparability of 1987 and 1992 censuses, see appendix A. For definitions of CMSA's, MSA's, and PMSA's, see appendix D]

SIC code	Kind of business	Estab-lish-ments (number)	Sales (\$1,000)	Annual payroll (\$1,000)	Paid employees for pay period including March 12 (number)	Merchant wholesalers				Other operating types	
						Estab-lish-ments (number)	Sales (\$1,000)	Annual payroll (\$1,000)	Paid employees for pay period including March 12 (number)	Estab-lish-ments (number)	Sales (\$1,000)
	<b>Wholesale trade -----</b>	<b>733</b>	<b>1 611 573</b>	<b>97 585</b>	<b>4 948</b>	<b>615</b>	<b>1 133 767</b>	<b>76 436</b>	<b>4 009</b>	<b>118</b>	<b>477 806</b>
<b>50</b>	<b>Durable goods -----</b>	<b>340</b>	<b>508 567</b>	<b>39 203</b>	<b>2 075</b>	<b>324</b>	<b>(D)</b>	<b>(D)</b>	<b>GG</b>	<b>16</b>	<b>(D)</b>
501	Motor vehicles and motor vehicle parts and supplies -----	80	66 107	7 161	423	79	(D)	(D)	EE	1	(D)
5012	Automobiles and other motor vehicles -----	3	(D)	(D)	AA	3	(D)	(D)	AA	-	-
5013	Motor vehicle supplies and new parts -----	54	51 598	5 363	312	54	51 598	5 363	312	1	(D)
5014	Tires and tubes -----	9	(D)	(D)	BB	8	(D)	(D)	BB	1	(D)
5015	Motor vehicle parts, used -----	14	(D)	(D)	BB	14	(D)	(D)	BB	-	-
502	Furniture and home furnishings -----	13	(D)	(D)	BB	12	(D)	(D)	BB	1	(D)
5021	Furniture -----	5	1 828	167	12	4	(D)	(D)	AA	1	(D)
5023	Home furnishings -----	8	(D)	(D)	BB	8	(D)	(D)	BB	-	-
503	Lumber and other construction materials -----	29	(D)	(D)	EE	24	(D)	(D)	CC	5	(D)
5031	Lumber, plywood, millwork, and wood panels -----	14	(D)	(D)	CC	13	(D)	(D)	CC	1	(D)
5032	Brick, stone, and related construction materials -----	12	8 585	1 499	79	9	(D)	(D)	BB	3	(D)
5033	Roofing, siding, and insulation materials -----	-	-	-	-	-	-	-	-	-	-
5039	Construction materials, n.e.c. -----	3	(D)	(D)	AA	2	(D)	(D)	AA	1	(D)
504	Professional and commercial equipment and supplies -----	36	17 160	2 710	136	35	(D)	(D)	CC	1	(D)
5043	Photographic equipment and supplies -----	-	-	-	-	-	-	-	-	-	-
5044	Office equipment -----	9	3 156	478	32	9	3 156	478	32	-	-
5045	Computers and computer peripheral equipment and software -----	12	(D)	(D)	BB	12	(D)	(D)	BB	-	-
5046	Commercial equipment, n.e.c. -----	1	(D)	(D)	AA	1	(D)	(D)	AA	-	-
5047	Medical, dental, and hospital equipment and supplies -----	10	(D)	(D)	BB	9	(D)	(D)	BB	1	(D)
5048	Ophthalmic goods -----	3	472	80	8	3	472	80	8	-	-
5049	Professional equipment and supplies, n.e.c. -----	1	(D)	(D)	AA	1	(D)	(D)	AA	-	-
505	Metals and minerals, except petroleum -----	12	14 086	1 706	91	11	(D)	(D)	BB	1	(D)
5051	Metals service centers and offices -----	9	(D)	(D)	BB	9	(D)	(D)	BB	-	-
5052	Coal and other minerals and ores -----	3	(D)	(D)	BB	2	(D)	(D)	BB	1	(D)
506	Electrical goods -----	41	91 541	6 040	257	40	(D)	(D)	CC	1	(D)
5063	Electrical apparatus and equipment, wiring supplies, and construction materials -----	17	24 860	2 135	112	17	24 860	2 135	112	-	-
5064	Electrical appliances, television and radio sets -----	6	(D)	(D)	BB	6	(D)	(D)	BB	-	-
5065	Electronic parts and equipment, n.e.c. -----	18	(D)	(D)	BB	17	56 342	1 752	88	1	(D)
507	Hardware, and plumbing and heating equipment and supplies -----	31	188 472	8 001	381	29	(D)	(D)	EE	2	(D)
5072	Hardware -----	9	(D)	(D)	CC	8	(D)	(D)	CC	1	(D)
5074	Plumbing and heating equipment and supplies (hydronics) -----	16	(D)	(D)	CC	15	(D)	(D)	CC	1	(D)
5075	Warm air heating and air-conditioning equipment and supplies -----	4	(D)	(D)	AA	4	(D)	(D)	AA	-	-
5078	Refrigeration equipment and supplies -----	2	(D)	(D)	AA	2	(D)	(D)	AA	-	-
508	Machinery, equipment, and supplies -----	56	60 159	6 112	288	54	(D)	(D)	EE	2	(D)
5082	Construction and mining (except petroleum) machinery and equipment -----	9	(D)	(D)	BB	9	(D)	(D)	BB	-	-
5083	Farm and garden machinery and equipment -----	8	(D)	(D)	BB	8	(D)	(D)	BB	-	-
5084	Industrial machinery and equipment -----	17	(D)	(D)	BB	16	(D)	(D)	BB	1	(D)
5085	Industrial supplies -----	12	(D)	(D)	BB	11	(D)	(D)	BB	1	(D)
5087	Service establishment equipment and supplies -----	9	(D)	(D)	BB	9	(D)	(D)	BB	-	-
5088	Transportation equipment and supplies, except motor vehicles -----	1	(D)	(D)	AA	1	(D)	(D)	AA	-	-
509	Miscellaneous durable goods -----	42	(D)	(D)	CC	40	20 782	2 515	181	2	(D)
5091	Sporting and recreational goods and supplies -----	7	6 804	787	47	7	6 804	787	47	-	-
5092	Toys and hobby goods and supplies -----	1	(D)	(D)	AA	1	(D)	(D)	AA	-	-
5093	Scrap and waste materials -----	10	(D)	(D)	BB	10	(D)	(D)	BB	-	-
5094	Jewelry, watches, precious stones, and precious metals -----	16	(D)	(D)	BB	14	(D)	(D)	BB	2	(D)
5099	Durable goods, n.e.c. -----	8	(D)	(D)	BB	8	(D)	(D)	BB	-	-
<b>51</b>	<b>Nondurable goods -----</b>	<b>393</b>	<b>1 103 006</b>	<b>58 382</b>	<b>2 873</b>	<b>291</b>	<b>(D)</b>	<b>(D)</b>	<b>GG</b>	<b>102</b>	<b>(D)</b>
511	Paper and paper products -----	15	7 157	1 447	85	13	(D)	(D)	BB	2	(D)
5111	Printing and writing paper -----	-	-	-	-	-	-	-	-	-	-
5112	Stationery and office supplies -----	15	7 157	1 447	85	13	(D)	(D)	BB	2	(D)
5113	Industrial and personal service paper -----	-	-	-	-	-	-	-	-	-	-
512	Drugs, drug proprietaries, and druggists' sundries -----	5	(D)	(D)	AA	5	(D)	(D)	AA	-	-
5122	Drugs, drug proprietaries, and druggists' sundries -----	5	(D)	(D)	AA	5	(D)	(D)	AA	-	-
513	Apparel, piece goods, and notions -----	12	(D)	(D)	BB	12	(D)	(D)	BB	-	-
5131	Piece goods, notions, and other dry goods -----	1	(D)	(D)	AA	1	(D)	(D)	AA	-	-
5136	Men's and boys' clothing and furnishings -----	2	(D)	(D)	AA	2	(D)	(D)	AA	-	-
5137	Women's, children's, and infants' clothing and accessories -----	7	(D)	(D)	BB	7	(D)	(D)	BB	-	-
5139	Footwear -----	2	(D)	(D)	AA	2	(D)	(D)	AA	-	-
514	Groceries and related products -----	205	779 476	39 101	1 820	121	(D)	(D)	GG	84	(D)
5141	Groceries, general line -----	12	(D)	(D)	CC	11	(D)	(D)	CC	1	(D)
5142	Packaged frozen foods -----	6	(D)	(D)	AA	6	(D)	(D)	AA	-	-
5143	Dairy products, except dried or canned -----	10	(D)	(D)	BB	8	(D)	(D)	BB	2	(D)
5144	Poultry and poultry products -----	1	(D)	(D)	AA	1	(D)	(D)	AA	-	-
5145	Confectionery -----	6	8 646	778	35	5	(D)	(D)	BB	1	(D)

**Table 8. Summary Statistics for the Area Outside Metropolitan Areas: 1992 —Con.**

[For meaning of abbreviations and symbols, see introductory text. For explanation of terms and comparability of 1987 and 1992 censuses, see appendix A. For definitions of CMSA's, MSA's, and PMSA's, see appendix D]

SIC code	Kind of business	Estab-lish-ments (number)	Sales (\$1,000)	Annual payroll (\$1,000)	Paid employees for pay period including March 12 (number)	Merchant wholesalers				Other operating types	
						Estab-lish-ments (number)	Sales (\$1,000)	Annual payroll (\$1,000)	Paid employees for pay period including March 12 (number)	Estab-lish-ments (number)	Sales (\$1,000)
<b>Wholesale trade —Con.</b>											
<b>51</b>	<b>Nondurable goods —Con.</b>										
514	Groceries and related products —Con.										
5146	Fish and seafoods -----	1	(D)	(D)	AA	1	(D)	(D)	AA	—	—
5147	Meats and meat products -----	1	(D)	(D)	GG	60	(D)	(D)	FF	55	(D)
5148	Fresh fruits and vegetables -----	115	(D)	(D)							
5149	Groceries and related products, n.e.c. -----	54	87 159	7 769	448	29	38 276	3 061	230	25	48 883
515	Farm-product raw materials -----	12	(D)	(D)	BB	9	(D)	(D)	BB	3	(D)
5153	Grain and field beans -----	5	(D)	(D)	AA	4	(D)	(D)	AA	1	(D)
5154	Livestock -----	5	(D)	(D)	BB	4	(D)	(D)	AA	1	(D)
5159	Farm-product raw materials, n.e.c. -----	2	(D)	(D)	AA	1	(D)	(D)	AA	1	(D)
516	Chemicals and allied products -----	7	(D)	(D)	BB	6	(D)	(D)	BB	1	(D)
5162	Plastics materials and basic forms and shapes ---	—	—	—	—	—	—	—	—	—	—
5169	Chemicals and allied products, n.e.c. -----	7	(D)	(D)	BB	6	(D)	(D)	BB	1	(D)
517	Petroleum and petroleum products -----	60	133 041	5 302	300	52	(D)	(D)	EE	8	(D)
5171	Petroleum bulk stations and terminals -----	43	(D)	(D)	EE	42	(D)	(D)	EE	1	(D)
5172	Petroleum and petroleum products wholesalers, except bulk stations and terminals -----	17	(D)	(D)	BB	10	(D)	(D)	BB	7	(D)
518	Beer, wine, and distilled alcoholic beverages -----	15	(D)	(D)	CC	15	(D)	(D)	CC	—	—
5181	Beer and ale -----	14	(D)	(D)	CC	14	(D)	(D)	CC	—	—
5182	Wine and distilled alcoholic beverages -----	1	(D)	(D)	BB	1	(D)	(D)	BB	—	—
519	Miscellaneous nondurable goods -----	62	70 274	4 985	272	58	(D)	(D)	EE	4	(D)
5191	Farm supplies -----	36	(D)	(D)	CC	35	(D)	(D)	CC	1	(D)
5192	Books, periodicals, and newspapers -----	3	(D)	(D)	BB	3	(D)	(D)	BB	—	—
5193	Flowers, nursery stock, and florists' supplies ----	1	(D)	(D)	AA	1	(D)	(D)	AA	—	—
5194	Tobacco and tobacco products -----	1	(D)	(D)	AA	1	(D)	(D)	AA	—	—
5198	Paints, varnishes, and supplies -----	2	(D)	(D)	AA	—	—	—	—	2	(D)
5199	Nondurable goods, n.e.c. -----	19	(D)	(D)	BB	18	(D)	(D)	BB	1	(D)

**Table 9. Places With 2,500 Inhabitants or More Ranked by Volume of Sales: 1992**

[For meaning of abbreviations and symbols, see introductory text. For explanation of terms and comparability of 1987 and 1992 censuses, see appendix A. For information on geographic areas followed by ▲, see appendix F]

Geographic area	Rank <sup>1</sup>	Sales (\$1,000)	Cumulative		Geographic area	Rank <sup>1</sup>	Sales (\$1,000)	Cumulative	
			Sales (\$1,000)	Percent of State total				Sales (\$1,000)	Percent of State total
<b>Arizona</b> .....	<b>(X)</b>	<b>27 974 530</b>	<b>27 974 530</b>	<b>100.0</b>	<b>Arizona—Con.</b>				
Phoenix .....	1	13 676 684	13 676 684	48.9	Cottonwood .....	31	14 096	25 541 592	91.3
Tempe .....	2	4 430 786	18 107 470	64.7	Page .....	32	13 175	25 554 767	91.4
Scottsdale .....	3	1 793 199	19 900 669	71.1	Somerton .....	33	13 132	25 567 899	91.4
Tucson .....	4	1 789 330	21 689 999	77.5	Douglas .....	34	13 094	25 580 993	91.4
Mesa .....	5	879 971	22 569 970	80.7	Winslow .....	35	10 137	25 591 130	91.5
Chandler .....	6	570 360	23 140 330	82.7	Fountain Hills ▲ .....	36	9 152	25 600 282	91.5
Glendale .....	7	528 159	23 668 489	84.6	Camp Verde .....	37	8 396	25 608 678	91.5
Yuma .....	8	305 476	23 973 965	85.7	Chino Valley .....	38	5 781	25 614 459	91.6
Goodyear .....	9	272 362	24 246 327	86.7	Apache Junction ▲ .....	39	5 661	25 620 120	91.6
Flagstaff .....	10	201 038	24 447 365	87.4	Thatcher .....	40	5 021	25 625 141	91.6
Casa Grande .....	11	153 068	24 600 433	87.9	Payson .....	41	4 683	25 629 824	91.6
Kingman .....	12	146 454	24 746 887	88.5	Sedona ▲ .....	42	3 415	25 633 239	91.6
Paradise Valley .....	13	128 791	24 875 678	88.9	Avondale .....	43	3 113	25 636 352	91.6
Prescott .....	14	111 838	24 987 516	89.3	Snowflake .....	44	2 994	25 639 346	91.7
Lake Havasu City .....	15	71 249	25 058 765	89.6	Clifton .....	45	2 558	25 641 904	91.7
Gilbert .....	16	70 602	25 129 367	89.8	El Mirage .....	46	1 969	25 643 873	91.7
Guadalupe .....	17	52 509	25 181 876	90.0	St. Johns .....	47	1 389	25 645 262	91.7
Coolidge .....	18	51 946	25 233 822	90.2	Benson .....	48	1 059	25 646 321	91.7
Bullhead City .....	19	38 973	25 272 795	90.3	Litchfield Park ▲ .....	(X)	—	25 646 321	91.7
Buckeye .....	20	30 356	25 303 151	90.5	Eagar .....	(X)	—	25 646 321	91.7
Safford .....	21	27 316	25 330 467	90.5	Surprise .....	(X)	—	25 646 321	91.7
Peoria .....	22	26 150	25 356 617	90.6	San Luis .....	(X)	—	25 646 321	91.7
South Tucson .....	23	25 543	25 382 160	90.7	Williams .....	(X)	—	25 646 321	91.7
Show Low .....	24	25 327	25 407 487	90.8	Superior .....	(X)	—	25 646 321	91.7
Wickenburg .....	25	24 660	25 432 147	90.9	Bisbee .....	(X)	(D)	(X)	(X)
Willcox .....	26	20 889	25 453 036	91.0	Cave Creek .....	(X)	(D)	(X)	(X)
Tolleson .....	27	20 512	25 473 548	91.1	Eloy .....	(X)	(D)	(X)	(X)
Holbrook .....	28	19 919	25 493 467	91.1	Florence .....	(X)	(D)	(X)	(X)
Sierra Vista .....	29	18 210	25 511 677	91.2	Nogales .....	(X)	(D)	(X)	(X)
Globe .....	30	15 819	25 527 496	91.3	Oro Valley .....	(X)	(D)	(X)	(X)
					Parker .....	(X)	(D)	(X)	(X)
					Prescott Valley .....	(X)	(D)	(X)	(X)
					Queen Creek ▲ .....	(X)	(D)	(X)	(X)
					Youngtown .....	(X)	(D)	(X)	(X)

<sup>1</sup>Places with suppressed sales (if applicable) are listed at end of table rather than by rank to avoid disclosing data for individual companies.

**Table 10. Counties Ranked by Volume of Sales: 1992**

[For meaning of abbreviations and symbols, see introductory text. For explanation of terms and comparability of 1987 and 1992 censuses, see appendix A. For information on geographic areas followed by ▲, see appendix F]

Geographic area	Rank <sup>1</sup>	Sales (\$1,000)	Cumulative		Geographic area	Rank <sup>1</sup>	Sales (\$1,000)	Cumulative	
			Sales (\$1,000)	Percent of State total				Sales (\$1,000)	Percent of State total
<b>Arizona</b> .....	<b>(X)</b>	<b>27 974 530</b>	<b>27 974 530</b>	<b>100.0</b>	<b>Arizona—Con.</b>				
Maricopa .....	1	22 986 497	22 986 497	82.2	Cochise .....	9	118 845	27 773 928	99.3
Pima .....	2	2 335 784	25 322 281	90.5	Navajo .....	10	78 151	27 852 079	99.6
Santa Cruz .....	3	757 020	26 079 301	93.2	Gila .....	11	36 148	27 888 227	99.7
Yuma .....	4	529 424	26 608 725	95.1	Graham .....	12	35 680	27 923 907	99.8
Yavapai .....	5	308 165	26 916 890	96.2	La Paz .....	13	30 077	27 953 984	99.9
Mohave .....	6	269 134	27 186 024	97.2	Apache .....	14	11 980	27 965 964	100.0
Pinal .....	7	242 118	27 428 142	98.0	Greenlee .....	15	8 566	27 974 530	100.0
Coconino .....	8	226 941	27 655 083	98.9					

<sup>1</sup>Counties with suppressed sales (if applicable) are listed at end of table rather than by rank to avoid disclosing data for individual companies.

# Appendix A.

## General Explanation

### CENSUS COVERAGE AND METHODOLOGY

**Structure and method of enumeration.** All wholesale firms that had at least one quarter of payroll in 1992 were included in the census of wholesale trade and were mailed either a regular census form or a short form designed to collect basic data and classification information only. The coverage and the method of obtaining census information from each follow:

1. Large companies, i.e., all multiunit firms and all single unit firms above the payroll size cutoff established to separate large from small employers, and a 10-percent sample of the small employers were mailed the appropriate 1992 Census of Distributive Trades establishment report forms. Although the payroll cutoff varied by kind of business, small employers generally included firms with one to three employees and represented about 10 percent of total wholesale sales. For the large companies, a report of company organization is conducted periodically to identify firms which operated establishments at more than one location and to obtain information on payroll and mid-March employment at each location. The 1991 Report of Company Organization was used as a coverage check in the census. In the 1992 Census, all multiestablishment firms were asked to notify the Census Bureau of any establishments for which a form was not received. Report forms were subsequently provided to the firms for these establishments.
2. Small companies other than those included in the 10-percent sample described above were mailed the short forms, which did not include questions on sales by commodity lines and employment by principal activity.

**Method of classifying kinds of business.** Establishments receiving the regular census forms were classified on the basis of their answers to questions on sales by commodity lines and other inquiries. Those that received short forms were classified on the basis of their self-designation and answers to other inquiries.

### COMPARABILITY OF THE 1987 AND 1992 CENSUSES

The 1987 and 1992 censuses were conducted under similar conditions and procedures except for the following:

**Classifications.** In both 1992 and 1987, classifications are based on the *1987 Standard Industrial Classification (SIC) Manual*.<sup>1</sup> As a result of a later clarification in 1992, the sale of industrial controls has been classified in electrical apparatus and equipment, wiring supplies, and construction materials (SIC 5063) as it was in 1982 and all previous censuses. In 1987, the sale of industrial controls was classified in industrial machinery and equipment (SIC 5084).

**Geographic areas.** The boundaries of a number of areas for which data are shown in the 1992 census are not the same as in the 1987 census because of annexations; other boundary changes; and redefinitions of metropolitan statistical areas (MSA's), primary metropolitan statistical areas (PMSA's), and consolidated metropolitan statistical areas (CMSA's).<sup>2</sup> In addition, data for consolidated cities are included in the 1992 census.

Data for special economic urban areas (SEUA's) with 10,000 inhabitants or more in Michigan, Minnesota, New York, and Wisconsin qualified for publication in the 1992 census. This included townships in Michigan and Minnesota and towns in New York and Wisconsin. However, Minnesota did not have any townships that met the publication criteria.

### EXPLANATION OF TERMS

**Establishments.** An establishment is a single physical location at which business is conducted. It is not necessarily identical with a company or enterprise, which may consist of one establishment or more. Census of wholesale trade figures represent a summary of reports for individual establishments rather than companies. For cases where a census report was received, separate information was obtained for each location where business was conducted. When administrative records of other Federal agencies were used instead of a census report, no information was available on the number of locations operated. Estimates of this number were derived from a sample and are provided in the wholesale trade report, *Miscellaneous*

<sup>1</sup>*Standard Industrial Classification Manual: 1987.* For sale by Superintendent of Documents, U.S. Government Printing Office, Washington, DC 20402. Stock No. 041-001-00314-2.

<sup>2</sup>Newly defined metropolitan areas (MA's) were announced by the Office of Management and Budget (OMB) effective June 30, 1993.

**Subjects (WC92-S-4).** Each wholesale establishment was tabulated according to the physical location at which the business was conducted. The count of establishments represents the number in business at any time during 1992. Appendix G provides a comparison of the number of establishments active any time during the year versus the number in business at the end of the year.

When two activities or more were carried on at a single location under a single ownership, all activities generally were grouped together as a single establishment. The entire establishment was classified on the basis of its major activity and all data for it were included in that classification. However, when distinct and separate economic activities (for which different industry classification codes were appropriate) were conducted at a single location under a single ownership, and when conditions prescribed by the SIC manual for recognizing the existence of more than one establishment were met, separate establishment reports for each of the different activities were obtained in the census.

**Firms.** A firm is a business organization or entity consisting of one domestic establishment (location) or more under common ownership or control. All establishments of subsidiary firms are included as part of the owning or controlling firm. For the economic census, the terms "firm" and "company" are synonymous.

**Sales.** Sales include merchandise sold for cash or credit at wholesale and retail by establishments primarily engaged in wholesale trade; receipts from rental or leasing of vehicles, equipment, instruments, tools, etc.; receipts for delivery, installation, maintenance, repair, alteration, storage, and other services; and gasoline, liquor, tobacco, and other excise taxes which are paid by the manufacturer and passed on to the wholesaler.

Sales are net after deductions for refunds and allowances for merchandise returned by customers. Trade-in allowances are not deducted from total sales. Total sales do not include carrying or other credit charges; sales (or other) taxes collected from customers and forwarded to taxing authorities; and nonoperating income from such sources as investments, rental or sale of real estate, etc.

Sales in this report do not include wholesale sales made by manufacturers, retailers, service establishments, or other businesses whose primary activity is other than wholesale trade. They do include receipts other than from the sale of merchandise at wholesale, e.g., service receipts, retail sales, etc., by establishments primarily engaged in wholesale trade.

Sales figures include sales of all establishments in business at any time during the year. Sales shown for agents and brokers represented the value of the goods involved in the transactions rather than the commissions received or earnings.

**Annual payroll.** Payroll includes all forms of compensation such as salaries, wages, commissions, bonuses, vacation allowances, sick-leave pay, employee contributions to

qualified pension plans, and the value of payments in kind (e.g., free meals and lodgings) paid during the year to all employees. For corporations, payroll includes amounts paid to officers and executives; for unincorporated businesses, it does not include profit or other compensation of proprietors or partners. Payroll is reported before deductions for social security, income tax, insurance, union dues, etc. This definition of payroll is the same as that used on Internal Revenue Service (IRS) form 941.

**First quarter payroll.** This item consists of payroll, as defined above, paid to persons employed at any time during the quarter January to March 1992.

**Paid employees for pay period including March 12.** Paid employees consist of the full- and part-time employees, including salaried officers and executives of corporations, who were on the payroll during the pay period including March 12. Included are employees on paid sick leave, paid holidays, and paid vacations; not included are proprietors and partners of unincorporated businesses. The definition of paid employees is the same as that used on IRS form 941.

**1992 and 1991 inventories.** Inventories consist of stocks of merchandise for sale at the end of 1992 and 1991. They were reported on an ownership basis; all merchandise owned by reporting establishments is included, even though some may be held by others for sale on consignment. Goods held by the reporting establishment, but owned by others, are not included. Data for 1992 and 1991 inventories LIFO composition are published in the 1992 Census of Wholesale Trade report, *Miscellaneous Subjects (WC92-S-4)*.

**Operating expenses.** Operating expenses include payroll as well as overhead expenses of the establishment. They do not include the cost of goods sold; income or excise taxes; or withdrawals by proprietors or partners of unincorporated businesses.

**Auxiliary establishments.** Each company included in this census was asked to identify and separately report auxiliary locations whose primary functions were to manage, administer, service, or support the activities of the other establishments of the company. Data presented in this report do not include auxiliary establishments. Data for auxiliaries are presented in a subsequent report issued as part of the 1992 Enterprise Statistics reports.

## KIND-OF-BUSINESS CLASSIFICATIONS

Wholesale trade, major groups 50 and 51 in the 1987 SIC manual, includes establishments primarily engaged in selling merchandise to retailers; to industrial, commercial, institutional, farm, or professional business users; or to other wholesalers; or acting as agents or brokers in buying merchandise for or selling merchandise to such persons or companies.

The principal types of establishments included are:

1. Merchant wholesalers who take title to the goods they sell, such as wholesale merchants or jobbers, industrial distributors, voluntary group wholesalers, drop shippers, retailer cooperative warehouses, terminal elevators, and cooperative buying associations.
2. Manufacturers' sales branches and offices (but not retail stores) maintained by manufacturing or mining enterprises apart from their plants or mines for the purpose of marketing their products. Sales branches and offices located at plants are included when separate records are available.
3. Agents, brokers, and commission merchants who buy or sell products owned by others on a commission or agency basis.

Establishments primarily engaged in the wholesale distribution of used products are classified on the basis of the product sold. Establishments primarily engaged in selling merchandise to contractors are included in wholesale trade, with the exception of lumber yards and paint, glass, and wallpaper stores. These exceptions are classified in retail trade if they consider themselves retail, sell to the general public, and their sales to contractors and the general public is more than half their total sales.

Establishments covered by the census were assigned kind-of-business classifications according to the industry classifications defined in the 1987 SIC manual. When a more detailed classification than defined in the SIC manual was needed, additional kinds-of-business were identified within an SIC industry.

Kind-of-business classifications are not interchangeable with commodity classifications, because most businesses sell several kinds of commodities. The kind-of-business code assigned generally reflects either the individual commodity or the commodity group which is the primary source of the establishment's receipts, or some mixture of commodities which characterizes the establishment's business. Thus, the classification of establishments by kind of business does not make it possible to determine either the number of establishments handling a particular commodity or the sales of that commodity. For example, the groceries and related products classification excludes establishments selling food if the sale of food is not the primary source of receipts; moreover, even though establishments are classified as groceries and related products, some of their receipts may be derived from the sale of nonfood products. Information on the extent to which commodities are handled by different kinds of business is available in the 1992 Census of Wholesale Trade report, *Commodity Line Sales* (WC92-S-3). Descriptions of the 1992 Census of Wholesale Trade kind-of-business classifications follow:

### **Durable Goods (SIC Major Group 50)**

This major group includes establishments primarily engaged in the wholesale distribution of durable goods.

### **Motor vehicles and motor vehicle parts and supplies (SIC 501)**

**Automobiles and other motor vehicles (SIC 5012).** Establishments primarily engaged in the wholesale distribution of new and used passenger automobiles, trucks, trailers, and other motor vehicles, including motorcycles, motor homes, and snowmobiles. Automobile distributors primarily engaged in selling at retail to individual customers for personal use, and also selling a limited amount of new and used passenger automobiles and trucks at wholesale, are classified in Retail Trade, Industry 5511.

SIC 5012 is subdivided in some tables into—

1. Automobile, light trucks, motorcycles, busses and recreational vehicles.
  - a. Automobiles and motorcycles.
  - b. Buses and recreational vehicles.
  - c. Light trucks and vans (14,000 lb or less).
2. Medium and heavy trucks and tractors (over 14,000 lb).
  - a. Medium trucks (14,001 to 26,000 lb).
  - b. Heavy trucks and tractors (over 26,000 lb).

**Motor vehicle supplies and new parts (SIC 5013).** Establishments primarily engaged in the wholesale distribution of motor vehicle supplies, accessories, tools, and equipment; and new motor vehicle parts.

SIC 5013 is subdivided in some tables into—

1. Motor vehicle supplies and new parts—warehouse distributors.
2. Motor vehicle supplies and new parts—jobbers.
3. Petroleum products marketing equipment.

**Tires and tubes (SIC 5014).** Establishments primarily engaged in the wholesale distribution of tires and tubes for passenger and commercial vehicles.

**Motor vehicle parts, used (SIC 5015).** Establishments primarily engaged in the wholesale distribution at wholesale or retail of used motor vehicle parts. This industry includes establishments primarily engaged in dismantling motor vehicles for the purpose of selling parts. Establishments primarily engaged in dismantling motor vehicles for scrap are classified in Industry 5093.

### **Furniture and homefurnishings (SIC 502)**

**Furniture (SIC 5021).** Establishments primarily engaged in the wholesale distribution of furniture, including bedsprings, mattresses, and other household furniture; office furniture;

and furniture for public parks and buildings. Establishments primarily engaged in the wholesale distribution of partitions, shelving, lockers, and store fixtures are classified in Industry 5046.

SIC 5021 is subdivided in some tables into—

1. Household and lawn furniture.
2. Office and business furniture.

**Homefurnishings (SIC 5023).** Establishments primarily engaged in the wholesale distribution of homefurnishings and housewares, including antiques; china; glassware and earthenware; lamps (including electric), curtains and draperies; linens and towels; and carpets, linoleum, and all other types of hard and soft surface floor coverings. Establishments primarily engaged in the wholesale distribution of other electrical household goods are classified in Industry 5064, and those distributing precious metal flatware are classified in Industry 5094.

SIC 5023 is subdivided in some tables into—

1. Household china, glassware, and crockery.
2. Linens, domestics, draperies, and curtains.
3. Floor coverings.
4. Other homefurnishings.

### **Lumber and other construction materials (SIC 503)**

**Lumber, plywood, millwork and wood panels (SIC 5031).** Establishments, with or without yards, primarily engaged in the wholesale distribution of rough, dressed, and finished lumber (but not timber); plywood; reconstituted wood fiber products; doors and windows and their frames (all materials); wood fencing; and other wood or metal millwork.

SIC 5031 is subdivided in some tables into—

1. Lumber—without yard.
2. Lumber—with yard.
3. Plywood, millwork, and wood panels

**Brick, stone, and related construction materials (SIC 5032).** Establishments primarily engaged in the wholesale distribution of stone, cement, lime construction sand, and gravel; brick (except refractory); asphalt and concrete mixtures; and concrete, stone, and structural clay products (other than refractories). Distributors of industrial sand and of refractory materials are classified in Industry 5085. Establishments primarily engaged in producing ready-mixed concrete are classified in Manufacturing, Industry 3273.

SIC 5032 is subdivided in some tables into—

1. Brick, block, tile, clay/cement sewer pipe.
2. Sand, gravel, and stone.
3. Cement, lime, and related products.

**Roofing, siding, and insulation materials (SIC 5033).** Establishments primarily engaged in the wholesale distribution of roofing, siding (except wood), and insulation materials.

**Construction materials, n.e.c. (SIC 5039).** Establishments primarily engaged in the wholesale distribution of mobile homes and of construction materials, not elsewhere classified, including prefabricated buildings and glass. Establishments selling construction materials to the general public and known as retail in the trade are classified in Retail Trade, Industry 5211. Establishments primarily engaged in marketing heavy structural metal products are classified in Industry 5051.

SIC 5039 is subdivided in some tables into—

1. Flat glass and other construction glass.
2. Other construction materials.

### **Professional and commercial equipment and supplies (SIC 504)**

**Photographic equipment and supplies (SIC 5043).** Establishments primarily engaged in the wholesale distribution of photographic equipment and supplies. Establishments primarily engaged in the wholesale distribution of photocopy, microfilm, and similar equipment are classified in Industry 5044.

**Office equipment (SIC 5044).** Establishments primarily engaged in the wholesale distribution of office machines and related equipment, including photocopy and microfilm equipment, and safes and vaults. These establishments frequently also sell office supplies. However, establishments primarily engaged in wholesaling most office supplies are classified in Industry Group 511. Establishments primarily engaged in wholesaling office furniture are classified in Industry 5021; and those wholesaling computers and peripheral equipment are classified in Industry 5045.

**Computers and computer peripheral equipment and software (SIC 5045).** Establishments primarily engaged in the wholesale distribution of computers, computer peripheral equipment, and computer software. These establishments frequently may sell related supplies, but establishments primarily engaged in wholesaling supplies are classified according to the individual product (for example, computer paper in Industry 5112). Establishments primarily engaged in the wholesale distribution of modems and other electronic communications equipment are classified in Industry 5065. Establishments primarily engaged in selling computers and computer peripheral equipment and software for other than business or professional use are classified in Retail Trade, Industry 5734.

SIC 5045 is subdivided in some tables into—

1. Computers and peripheral equipment (selling primarily to business customers).



- a. Computers and peripheral equipment sold for resale.
  - b. Computers and peripheral equipment sold for end use.
2. Computer software (prepackaged, off-the-shelf).

**Commercial equipment, n.e.c. (SIC 5046).** Establishments primarily engaged in the wholesale distribution of commercial and related machines and equipment, not elsewhere classified, such as commercial cooking and food service equipment; partitions, shelving, lockers, and store fixtures; electrical signs; and balances and scales, except laboratory.

SIC 5046 is subdivided in some tables into—

1. Restaurant and hotel equipment and supplies.
2. Store machines and equipment.

**Medical, dental, and hospital equipment and supplies (SIC 5047).** Establishments primarily engaged in the wholesale distribution of surgical and other medical instruments, apparatus, and equipment; dentist equipment; artificial limbs; operating room and hospital equipment; X-ray machines; and other electromedical equipment and apparatus used by physicians and in hospitals. Also included in this industry are establishments primarily engaged in the wholesale distribution of professional supplies used by medical and dental practitioners.

SIC 5047 is subdivided in some tables into—

1. Medical and hospital equipment.
2. Dental equipment and supplies.

**Ophthalmic Goods (SIC 5048).** Establishments primarily engaged in the wholesale distribution of professional equipment and goods used, prescribed, or sold by ophthalmologists, optometrists, and opticians, including ophthalmic frames, lenses, and sunglass lenses.

**Professional equipment and supplies, n.e.c. (SIC 5049).** Establishments primarily engaged in the wholesale distribution of professional equipment and supplies, not elsewhere classified, such as drafting instruments, laboratory equipment, and scientific instruments.

SIC 5049 is subdivided in some tables into—

1. Religious and school supplies.
2. Other professional equipment and supplies, n.e.c. Establishments primarily engaged in selling specialty lines of professional equipment and supplies not mentioned above, such as veterinarian equipment and supplies, drafting supplies, and scientific equipment.

## **Metals and minerals, except petroleum (SIC 505)**

**Metals service centers and offices (SIC 5051).** Establishments primarily engaged in marketing semifinished metal products, except precious metals. Establishments in

this industry may operate with warehouses (metals service centers) or without warehouses (metals sales offices). Establishments primarily engaged in marketing precious metals are classified in Industry 5092.

SIC 5051 is subdivided in some tables into—

1. Ferrous metals service centers and offices.
  - a. Ferrous metals service centers.
  - b. Ferrous metals sales offices.
2. Nonferrous metals service centers and offices.
  - a. Nonferrous metals service centers.
  - b. Nonferrous metals sales offices.

**Coal and other minerals and ores (SIC 5052).** Establishments primarily engaged in the wholesale distribution of coal and coke; copper, iron, lead, and other metallic ores, including precious metal ores; and crude nonmetallic minerals (including concentrates), except crude petroleum. Establishments primarily engaged in the wholesale distribution of nonmetallic minerals used in construction, such as sand and gravel, are classified in Industry 5032. Establishments primarily engaged in the wholesale distribution of crude petroleum are classified in Industry Group 517.

SIC 5052 is subdivided in some tables into—

1. Coal.
2. Other minerals and ores.

## **Electrical goods (SIC 506)**

This industry group includes establishments primarily engaged in the wholesale distribution of electrical generating, distributing, and wiring equipment. It also includes household appliances, whether electrically, manually, or mechanically powered. This industry group does not include electrical commercial and industrial machines, in which electricity does the work directly, e.g., heating, turning a shaft, or ionizing a substance, or electrically powered commercial and industrial machines which are classified in Industry Group 504 or 508.

**Electrical apparatus and equipment, wiring supplies, and construction materials (SIC 5063).** Establishments primarily engaged in the wholesale distribution of electrical power equipment for the generation, transmission, distribution, or control of electric energy; electrical construction materials for outside power transmission lines and for electrical systems and electric light fixtures and bulbs. Construction contractors primarily engaged in installing electrical systems and equipment from their own stock are classified in Construction, Industry 1731.

**Electrical appliances, television and radio sets (SIC 5064).** Establishments primarily engaged in the wholesale distribution of radio and television receiving sets, other household electronic sound or video equipment, self-contained air-conditioning room units, and household

electrical appliances. Also included are establishments primarily engaged in the wholesale distribution of household gas and electric laundry equipment and refrigerators and freezers.

**Electronic parts and equipment, n.e.c. (SIC 5065).**

Establishments primarily engaged in the wholesale distribution of electronic parts and electronic communications equipment, not elsewhere classified, such as telephone and telegraph equipment; radio and television broadcasting and communications equipment; and intercommunications equipment. Establishments primarily engaged in the wholesale distribution of radio and television receiving sets, phonographs, CD-players, and other household sound or video equipment are classified in Industry 5064.

SIC 5065 is subdivided in some tables into—

1. Communications equipment.
2. Other electronic parts and equipment.

**Hardware, and plumbing and heating equipment and supplies (SIC 507)**

**Hardware (SIC 5072).** Establishments primarily engaged in the wholesale distribution of cutlery and general hardware, including hand saws; saw blades; brads, staples, and tacks; and bolts, nuts, rivets, and screws. Establishments primarily engaged in the wholesale distribution of nails, noninsulated wire, and screening are classified in Industry 5051.

**Plumbing and heating equipment and supplies (hydronics) (SIC 5074).** Establishments primarily engaged in the wholesale distribution of hydronic plumbing and heating equipment and supplies. Construction contractors primarily engaged in installing plumbing and heating equipment from their own stock are classified in Construction, Industry 1711.

**Warm air heating and air-conditioning equipment and supplies (SIC 5075).** Establishments primarily engaged in the wholesale distribution of warm air heating and air-conditioning equipment and supplies. Construction contractors primarily engaged in installing warm air heating and air-conditioning equipment are classified in Construction, Industry 1711.

**Refrigeration equipment and supplies (SIC 5078).** Establishments primarily engaged in the wholesale distribution of refrigeration equipment and supplies. Construction contractors primarily engaged in installation of refrigeration equipment from their own stock are classified in Construction, Industry 1711.

**Machinery, equipment, and supplies (SIC 508)**

**Construction and mining (except petroleum) machinery and equipment (SIC 5082).** Establishments primarily engaged in the wholesale distribution of construction or mining cranes, excavating machinery and equipment, power

shovels, road construction and maintenance machinery, tractor-mounting equipment, and other specialized machinery and equipment used in the construction, mining, and logging industries. Establishments engaged in marketing oil well machinery and equipment are classified in Industry 5084.

**Farm and garden machinery and equipment (SIC 5083).**

Establishments primarily engaged in the wholesale distribution of agricultural machinery and equipment for use in preparation and maintenance of the soil, the planting and harvesting of crops, and other operations and processes pertaining to work on the farm, lawn, or garden; and dairy and other livestock equipment.

SIC 5083 is subdivided in some tables into—

1. Farm machinery and equipment—farm dealers.
2. Farm machinery and equipment—wholesale distributors.
3. Lawn and garden machinery and equipment.

**Industrial machinery and equipment (SIC 5084).** Establishments primarily engaged in the wholesale distribution of industrial machinery and equipment, not elsewhere classified.

SIC 5084 is subdivided in some tables into—

1. Food-processing machinery and equipment.
2. General-purpose industrial machinery, equipment, and parts.
3. Metalworking machinery and equipment.
4. Materials handling equipment.
5. Oil well, oil refinery, and pipeline machinery, equipment, and supplies.
6. Other industrial machinery and equipment. Establishments primarily engaged in selling special purpose industrial machinery not elsewhere classified, including printing machinery, paper and paper products machinery, smelting and metal refining machinery and equipment, cigar and cigarette machinery, and similar special industry machinery.

**Industrial supplies (SIC 5085).** Establishments primarily engaged in the wholesale distribution of industrial supplies, not elsewhere classified.

SIC 5085 is subdivided in some tables into—

1. General-line industrial supplies.
2. Mechanical power transmission equipment.
3. Hydraulic and pneumatic (fluid-power) parts, accessories, and supplies.
4. Welding supplies.
5. Industrial containers and supplies.
6. Industrial valves and fittings, except fluid-power.

7. Other industrial supplies—Establishments primarily engaged in selling a specialty line of industrial materials and supplies not elsewhere classified, such as abrasives, mechanical rubber goods, ropes, cordage, and industrial diamonds.

**Service establishment equipment and supplies (SIC 5087).** Establishments primarily engaged in the wholesale distribution of equipment and supplies for barber shops, beauty parlors, power laundries, dry-cleaning plants, upholsterers, undertakers, and related personal service establishments.

SIC 5087 is subdivided in some tables into—

1. Beauty and barber equipment and supplies.
2. Custodial (janitors') equipment and supplies.
3. Laundry and dry-cleaning equipment and supplies.
4. Other service establishment equipment and supplies—Establishments primarily engaged in selling a specialty line of service establishment supplies, such as upholsterers' equipment and supplies, seamstresses' supplies, tailors' supplies, undertakers' supplies, municipality equipment and supplies, and shoe repair supplies.

**Transportation equipment and supplies, except motor vehicles (SIC 5088).** Establishments primarily engaged in the wholesale distribution of transportation equipment and supplies. Establishments primarily engaged in the wholesale distribution of motor vehicles and motor vehicle parts are classified in Industry Group 501, and those distributing pleasure boats are classified in Industry 5091.

SIC 5088 is subdivided in some tables into—

1. Aircraft and aeronautical equipment and supplies.
2. Marine machinery, equipment, and supplies.
3. Other transportation equipment and supplies—Establishments primarily engaged in selling equipment and supplies used in the operation, maintenance, and repair of railroads, streetcars, buses, tramways, aerial hoists, and horsedrawn vehicles.

### Miscellaneous durable goods (SIC 509)

**Sporting and recreational goods and supplies (SIC 5091).** Establishments primarily engaged in the wholesale distribution of sporting goods and accessories; billiard and pool supplies; sporting firearms and ammunition; and marine pleasure craft, equipment and supplies. Establishments primarily engaged in the wholesale distribution of motor vehicles and trailers are classified in Industry 5012; those distributing self-propelled golf carts are classified in Industry 5088; and those distributing athletic apparel and footwear are classified in Industry Group 513.

**Toys and hobby goods and supplies (SIC 5092).** Establishments primarily engaged in the wholesale distribution of games, toys, hobby goods and supplies, and related goods, such as fireworks and playing cards.

**Scrap and waste materials (SIC 5093).** Establishments primarily engaged in assembling, breaking up, sorting, and wholesale distribution of scrap and waste materials. This industry includes auto wreckers engaged in dismantling automobiles for scrap. However, those engaged in dismantling automobiles for the purpose of selling secondhand parts at retail are classified in Industry 5015.

SIC 5093 is subdivided in some tables into—

1. Iron and steel scrap processors and dealers.
  - a. Iron and steel scrap processors (using power processing equipment).
  - b. Iron and steel scrap dealers (not using power processing equipment).
2. Nonferrous recyclable materials.

**Jewelry, watches, precious stones, and precious metals (SIC 5094).** Establishments primarily engaged in the wholesale distribution of jewelry, precious stones and metals, costume jewelry, watches, clocks, silverware, and jewelers' findings. Establishments primarily engaged in the wholesale distribution of precious metal ores are classified in Industry 5052.

SIC 5094 is subdivided in some tables into—

1. Jewelry, watches, diamonds, precious stones, and silverware.
2. Precious metals (excluding ores).

**Durable goods, n.e.c. (SIC 5099).** Establishments primarily engaged in the wholesale distribution of durable goods, not elsewhere classified, such as musical instruments and forest products, except lumber.

SIC 5099 is subdivided in some tables into—

1. Musical instruments and supplies.
2. Forest products, except lumber.
3. General merchandise—durable.
4. Compact disks, prerecorded audio tapes, and phonograph records.
5. Fire extinguishers and fire safety equipment.
6. Other durable goods.

### Nondurable Goods (SIC Major Group 51)

This major group includes establishments primarily engaged in the wholesale distribution of nondurable goods.

## Paper and paper products (SIC 511)

**Printing and writing paper (SIC 5111).** Establishments primarily engaged in the wholesale distribution of printing and writing paper, including envelope paper; fine paper; and groundwood paper.

**Stationery and office supplies (SIC 5112).** Establishments primarily engaged in the wholesale distribution of stationery and office supplies, including computer and photocopy supplies, envelopes, typewriter paper, file cards and folders, pens, pencils, social stationery, and greeting cards.

**Industrial and personal service paper (SIC 5113).** Establishments primarily engaged in the wholesale distribution of wrapping and other coarse paper, paperboard, and converted paper and related disposable plastic products, such as bags, boxes, dishes, eating utensils, napkins, and shipping supplies.

## Drugs, drug proprietaries, and druggists' sundries (SIC 512)

**Drugs, drug proprietaries, and druggists' sundries (SIC 5122).** Establishments primarily engaged in the wholesale distribution of prescription drugs, proprietary drugs, druggists' sundries, and toiletries. Establishments primarily engaged in the wholesale distribution of surgical, dental, and hospital equipment are classified in Industry 5047.

SIC 5122 is subdivided in some tables into—

1. General-line drugs—These are wholesalers who reported a substantial portion of their sales in "drugs and pharmaceuticals" and a combination of "proprietary (patent) medicines," "cosmetics," "perfumes," and "other toiletries and druggists' sundries."
2. Specialty-line drugs, pharmaceuticals, cosmetics, and toiletries. These are wholesale establishments engaged in selling limited lines among the above products.

## Apparel, piece goods, and notions (SIC 513)

**Piece goods, notions, and other dry goods (SIC 5131).** Establishments primarily engaged in the wholesale distribution of piece goods or yard goods of natural or man-made fibers, notions (sewing and hair accessories, etc.), and other dry goods. Converters who buy fabric goods (except knit goods) in the grey, have them finished on contract, and sell at wholesale are included here. Converters of knit goods are classified in Manufacturing, Industry Group 225. This industry does not include establishments primarily engaged in the wholesale distribution of homefurnishings which are classified in Industry 5023.

SIC 5131 is subdivided in some tables into—

1. Piece goods.
  - a. Piece goods—jobbers.

b. Piece goods—converters.

2. Notions and other dry goods.

**Men's and boys' clothing and furnishings (SIC 5136).** Establishments primarily engaged in the wholesale distribution of men's and boys' apparel and furnishings, sportswear, hosiery, underwear, nightwear, and work clothing.

**Women's, children's, and infants' clothing and accessories (SIC 5137).** Establishments primarily engaged in the wholesale distribution of women's, children's, and infants' clothing and accessories, including hosiery, lingerie, millinery, and furs.

**Footwear (SIC 5139).** Establishments primarily engaged in the wholesale distribution of footwear (including athletic) made of leather, rubber, and other materials.

## Groceries and related products (SIC 514)

**Groceries, general-line (SIC 5141).** Establishments primarily engaged in the wholesale distribution of a general line of groceries. Establishments primarily engaged in roasting coffee, blending tea, or grinding and packaging spices are classified in Manufacturing Major Group 20.

SIC 5141 is subdivided in some tables into—

1. Voluntary.
2. Retail cooperative.
3. Other general-line.

**Packaged frozen foods (SIC 5142).** Establishments primarily engaged in the wholesale distribution of packaged quick-frozen vegetables, juices, meats, fish, poultry, pastries, and other "deep freeze" products. Establishments primarily engaged in the wholesale distribution of frozen dairy products are classified in Industry 5143, and those distributing frozen poultry, fish, and meat which are not packaged are classified in Industries 5144, 5146, and 5147, respectively.

**Dairy products, except dried or canned (SIC 5143).** Establishments primarily engaged in the wholesale distribution of dairy products, such as butter, cheese, ice cream and ices, and fluid milk and cream. This industry does not include establishments primarily engaged in pasteurizing and bottling milk, which are classified in Manufacturing, Industry Group 202. Establishments primarily engaged in the wholesale distribution of dried or canned dairy products are classified in Industry 5149.

SIC 5143 is subdivided in some tables into—

1. Raw milk.
2. Dairy products, except raw milk.

**Poultry and poultry products (SIC 5144).** Establishments primarily engaged in the wholesale distribution of poultry and poultry products, except canned and packaged frozen products. This industry does not include establishments primarily engaged in the killing and dressing of poultry, which are classified in Manufacturing, Industry 2015. Establishments primarily engaged in the wholesale distribution of packaged frozen poultry are classified in Industry 5142, and those distributing canned poultry are classified in Industry 5149.

SIC 5144 is subdivided in some tables into—

1. Live poultry.
2. Poultry and poultry products, except live.

**Confectionery (SIC 5145).** Establishments primarily engaged in the wholesale distribution of confectionery and related products, such as candy, chewing gum, fountain fruits, salted or roasted nuts, popcorn, fountain syrups, and potato, corn, and similar chips.

**Fish and seafoods (SIC 5146).** Establishments primarily engaged in the wholesale distribution (but not packaging) of fresh, cured, or frozen fish and seafoods, except canned or packaged frozen. The preparation of fresh or frozen packaged fish and other seafood, and the shucking and packing of fresh oysters in nonsealed containers, are classified in Manufacturing, Industry 2092. Establishments primarily engaged in the wholesale distribution of canned seafood are classified in Industry 5149, and those distributing packaged frozen foods are classified in Industry 5142.

**Meats and meat products (SIC 5147).** Establishments primarily engaged in the wholesale distribution of fresh, cured, and processed (but not canned) meats and lard. Establishments primarily engaged in the wholesale distribution of frozen packaged meats are classified in Industry 5142, and those distributing canned meats are classified in Industry 5149.

SIC 5147 is subdivided in some tables into—

1. Meats and meat products, except boxed beef.
2. Packaging boxed beef.

**Fresh fruits and vegetables (SIC 5148).** Establishments primarily engaged in the wholesale distribution of fresh fruits and vegetables.

**Groceries and related products, n.e.c. (SIC 5149).** Establishments primarily engaged in the wholesale distribution of groceries and related products, not elsewhere classified. Establishments primarily engaged in the wholesale distribution of soft drinks, and in bottling and distributing natural spring and mineral waters, are classified in this industry, but establishments primarily engaged in bottling soft drinks are classified in Manufacturing, Major Group 20. This industry does not include establishments primarily

engaged in the wholesale distribution of farm-product raw materials classified in Industry Group 515, nor those distributing beer, wine, and distilled alcoholic beverages of Industry Group 518.

SIC 5149 is subdivided in some tables into—

1. Coffee, tea, and spices.
2. Bread and baked goods.
3. Soft drinks.
4. Canned goods.
5. Food and beverage basic materials.
6. Other grocery specialties.

## **Farm-product raw materials (SIC 515)**

**Grain and field beans (SIC 5153).** Establishments primarily engaged in buying and/or marketing grain (such as corn, wheat, oats, barley, and unpolished rice), dry beans, soybeans, and other inedible beans. Country grain elevators primarily engaged in buying or receiving grain from farmers are included, as well as terminal elevators and other merchants marketing grain. Establishments primarily engaged in the wholesale distribution of field and garden seeds are classified in Industry 5191.

**Livestock (SIC 5154).** Establishments primarily engaged in buying and/or marketing cattle, hogs, sheep, and goats. This industry also includes the operation of livestock auction markets.

**Farm-product raw materials, n.e.c. (SIC 5159).** Establishments primarily engaged in buying and/or marketing farm products, not elsewhere classified. Establishments primarily engaged in the wholesale distribution of milk are classified in Industry 5143, and those distributing live poultry are classified in Industry 5144.

SIC 5159 is subdivided in some tables into—

1. Hides, skins, and pelts.
2. Leaf tobacco.
3. Wool, wool tops, and mohair.
4. Cotton.
5. Other farm-product raw materials.

## **Chemicals and allied products (SIC 516)**

**Plastics materials and basic forms and shapes (SIC 5162).** Establishments primarily engaged in the wholesale distribution of plastics materials, and of unsupported plastics film, sheets, sheeting, rods, tubes, and other basic forms and shapes.

**Chemicals and allied products, n.e.c. (SIC 5169).** Establishments primarily engaged in the wholesale distribution of chemicals and allied products, not elsewhere classified,

such as acids, industrial and heavy chemicals, dyestuffs, industrial salts, rosin, and turpentine. Establishments primarily engaged in the wholesale distribution of ammunition are classified in Industry Group 509; those distributing agricultural chemicals and pesticides are classified in Industry 5191; those distributing drugs are classified in Industry 5122; and those distributing pigments, paints, and varnishes are classified in Industry 5198.

SIC 5169 is subdivided in some tables into—

1. Industrial gases, except LP.
2. Other chemicals and allied products.

### **Petroleum and petroleum products (SIC 517)**

This industry group includes establishments primarily engaged in the wholesale distribution of crude petroleum and petroleum products. Included are establishments primarily engaged in the distribution of liquefied petroleum gas. Establishments primarily engaged in the transmission and/or distribution of natural gas are classified in Utilities, Industry Group 492.

**Petroleum bulk stations and terminals (SIC 5171).** Establishments primarily engaged in the wholesale distribution of crude petroleum and petroleum products from bulk liquid storage facilities. These establishments have a bulk liquid storage capacity of 10,000 gallons or more.

SIC 5171 is subdivided in some tables into—

1. Petroleum bulk stations and terminals, except LP.
2. Liquefied petroleum gas bulk stations and terminals.

**Petroleum and petroleum products wholesalers, except bulk stations and terminals (SIC 5172).** Establishments primarily engaged in the wholesale distribution of crude petroleum and petroleum products. These establishments do not have a bulk liquid storage capacity of 10,000 gallons or more. Included are packaged and bottled petroleum products distributors, truck jobbers, and others marketing petroleum and its products at wholesale.

### **Beer, wine, and distilled alcoholic beverages (SIC 518)**

**Beer and ale (SIC 5181).** Establishments primarily engaged in the wholesale distribution of beer, ale, porter, and other fermented malt beverages.

**Wine and distilled alcoholic beverages (SIC 5182).** Establishments primarily engaged in the wholesale distribution of distilled spirits, including neutral spirits and ethyl alcohol used in blended wines and distilled liquors.

SIC 5182 is subdivided in some tables into—

1. Wine and distilled alcoholic beverages—licensed.
2. Wine and distilled alcoholic beverages—State operated.

### **Miscellaneous nondurable goods (SIC 519)**

**Farm supplies (SIC 5191).** Establishments primarily engaged in the wholesale distribution of animal feeds, fertilizers, agricultural chemicals, pesticides, seeds, and other farm supplies, except grains. Establishments primarily engaged in the wholesale distribution of pet food are classified in Industry 5149, and those distributing pet supplies are classified in Industry 5199.

SIC 5191 is subdivided in some tables into—

1. Farm supplies—farm dealers.
2. Farm supplies—wholesale distributors.

**Books, periodicals, and newspapers (SIC 5192).** Establishments primarily engaged in the wholesale distribution of books, periodicals, and newspapers.

**Flowers, nursery stock, and florists' supplies (SIC 5193).** Establishments primarily engaged in the wholesale distribution of flowers, nursery stock, and florists' supplies.

**Tobacco and tobacco products (SIC 5194).** Establishments primarily engaged in the wholesale distribution of tobacco and its products. Leaf tobacco wholesalers are classified in Industry 5159, and establishments primarily engaged in stemming and redrying tobacco are classified in Manufacturing, Industry 2141.

**Paints, varnishes, and supplies (SIC 5198).** Establishments primarily engaged in the wholesale distribution of paints, varnishes, wallpaper, and supplies. Establishments selling to the general public and known as retail in the trade are classified in Retail Trade, Industry 5231.

**Nondurable goods, n.e.c. (SIC 5199).** Establishments primarily engaged in the wholesale distribution of nondurable goods, not elsewhere classified, such as art goods, industrial yarns, textile bags, and bagging and burlap.

SIC 5199 is subdivided in some tables into—

1. Art goods.
2. General merchandise—nondurable.
3. Textile bags and bagging.
4. Specialty advertising (sale of merchandise).
5. Other nondurable goods.

### **TYPE-OF-OPERATION CLASSIFICATIONS**

In addition to being classified by kind of business, each wholesale establishment was classified for the census by type of operation according to the ownership of the business, ownership of the goods sold, or character of the principal transactions. Establishments in wholesale trade are grouped into the following three major types of operation and related subgroups:

**Merchant wholesalers.** Establishments primarily engaged in buying and selling merchandise on their own account. Included here are such types of establishments as wholesale merchants or jobbers, industrial distributors, voluntary group wholesalers, importers, exporters, cash and carry wholesalers, retailer cooperative warehouses, terminal and country grain elevators, farm products assemblers, wholesale cooperative associations, and petroleum bulk plants and terminals operated by nonrefining companies.

*Wholesale distributors and jobbers.* Establishments primarily engaged in buying and selling merchandise in the domestic market not manufactured by the parent company.

*Importers.* Establishments buying and selling goods at wholesale on their own account, whose principal source of purchases was foreign.

*Exporters.* Establishments primarily engaged in purchasing goods in the United States and selling them to foreign customers.

*Terminal grain elevators.* Grain elevators primarily engaged in buying and selling grain received from country grain elevators and grain marketing establishments. They have sizable space for grain storage, and products are received primarily by rail or barge rather than by truck.

*Country grain elevators.* Grain elevators, cooperative or other, buying and receiving grain directly from farmers by truck and selling at wholesale.

*Assemblers of farm products, except country grain elevators.* Establishments primarily engaged in purchasing directly from farmers and assembling and marketing farm products at wholesale.

**Manufacturers' sales branches and offices.** Establishments maintained by manufacturing, refining, and mining companies apart from their plants or mines for marketing their products at wholesale. Branch stores selling to household consumers and individual users are classified in retail trade. Sales branches and offices located at plants and administrative offices are included when separate records are available.

*Manufacturers' sales branches.* A branch with a stock of merchandise for sale. Included are refiner—marketers owned and operated by petroleum refining companies primarily for marketing their products.

*Manufacturers' sales offices.* An office without a stock of merchandise for sale.

**Agents, brokers, and commission merchants.** Establishments whose operators are in business for themselves and are primarily engaged in selling or buying goods for others. Included here are such types of operations as auction companies, import agents, export agents, selling agents, merchandise brokers, and commission merchants. "Sales" as shown in census publications for agents, brokers, and commission merchants represent the gross sales (or purchase) value of the goods in the transactions negotiated.

*Auction companies.* Wholesale establishments primarily engaged in selling merchandise on an agency basis by auction.

*Brokers (representing buyers or sellers).* Wholesale establishments primarily engaged in selling or buying merchandise in the domestic market on a brokerage basis but not receiving the goods on consignment.

*Commission merchants.* Wholesale establishments operating in the domestic market receiving goods for sale on consignment.

*Import agents.* Merchandise agents and brokers in the domestic market buying merchandise from or selling merchandise for foreign firms.

*Export agents.* Merchandise agents and brokers in the domestic market selling to or buying for foreign customers.

*Manufacturers' agents.* Wholesale establishments in the domestic market selling for a limited number of manufacturers on a continuing agency basis.





# Appendix C. Kind-of-Business Titles and Reporting-Form Numbers

[Listed below are wholesale kind-of-business titles and their corresponding reporting-form numbers. Requests for copies of any of these forms, including the inquiries used to classify establishment by kind of business, should be directed to the Business Division, Bureau of the Census, Washington, DC 20233]

SIC code	Title	Standard form CB-	Short form CB-	SIC code	Title	Standard form CB-	Short form CB-
<b>DURABLE GOODS</b>				<b>DURABLE GOODS—Con.</b>			
501	Motor vehicles and motor vehicle parts and supplies:			509	Miscellaneous durable goods:		
5012	Automobiles and other motor vehicles -----	5012	5003	5091	Sporting and recreational goods and supplies -----	5091	5003
5013	Motor vehicle supplies and new parts -----	5013	5003	5092	Toys and hobby goods and supplies -----	5091	5003
5014	Tires and tubes -----	5013	5003	5093	Scrap and waste materials -----	5093	5003
5015	Motor vehicle parts, used -----	5013	5003	5094	Jewelry, watches, precious stones, and precious metals -----	5094	5003
				5099	Durable goods, n.e.c. -----	5099	5003
<b>DURABLE GOODS</b>				<b>NONDURABLE GOODS</b>			
502	Furniture and homefurnishings:			511	Paper and paper products:		
5021	Furniture -----	5020	5001	5111	Printing and writing paper -----	5110	5102
5023	Homefurnishings -----	5020	5001	5112	Stationery and office supplies -----	5110	5102
				5113	Industrial and personal service paper -----	5110	5102
503	Lumber and other construction materials:			512	Drugs, drug proprietaries, and druggists' sundries:		
5031	Lumber, plywood, millwork, and wood panels -----	5030	5001	5122	Drugs, drug proprietaries, and druggists' sundries -----	5122	5102
5032	Brick, stone, and related construction materials -----	5030	5001				
5033	Roofing, siding, and insulation materials -----	5030	5001				
5039	Construction materials, n.e.c. -----	5030	5001	513	Apparel, piece goods, and notions:		
				5131	Piece goods, notions, and other dry goods -----	5131	5102
504	Professional and commercial equipment and supplies:			5136	Men's and boys' clothing and furnishings -----	5136	5102
5043	Photographic equipment and supplies -----	5043	5003	5137	Women's, children's, and infants' clothing and accessories -----	5136	5102
5044	Office equipment -----	5045	5002	5139	Footwear -----	5136	5102
5045	Computers and computer peripheral equipment and software -----	5045	5002				
5046	Commercial equipment, n.e.c. -----	5043	5002	514	Groceries and related products:		
5047	Medical, dental, and hospital equipment and supplies -----	5047	5002	5141	Groceries, general line -----	5141	5101
5048	Ophthalmic goods -----	5047	5002	5142	Packaged frozen foods -----	5142	5101
5049	Professional equipment and supplies, n.e.c. -----	5047	5002	5143	Dairy products, except dried or canned -----	5143	5101
				5144	Poultry and poultry products -----	5144	5101
				5145	Confectionery -----	5145	5101
				5146	Fish and seafoods -----	5146	5101
505	Metals and minerals, except petroleum:			5147	Meats and meat products -----	5147	5101
5051	Metals service centers and offices -----	5051	5003	5148	Fresh fruits and vegetables -----	5148	5101
5052	Coal and other minerals and ores -----	5052	5003	5149	Groceries and related products, n.e.c. -----	5141	5101
				515	Farm-product raw materials:		
506	Electrical goods:			5153	Grain and field beans -----	5150	5103
5063	Electrical apparatus and equipment, wiring supplies, and construction materials -----	5060	5001	5154	Livestock -----	5150	5103
				5159	Farm-product raw materials, n.e.c. -----	5150	5103
5064	Electrical appliances, television and radio sets -----	5060	5001				
5065	Electronic parts and equipment, n.e.c. -----	5060	5001	516	Chemicals and allied products:		
				5162	Plastics materials and basic forms and shapes -----	5160	5102
				5169	Chemicals and allied products, n.e.c. -----	5160	5102
507	Hardware, and plumbing and heating equipment and supplies:			517	Petroleum and petroleum products:		
5072	Hardware -----	5070	5001	5171	Petroleum bulk stations and terminals -----	5170	1NA
5074	Plumbing and heating equipment and supplies (hydronics) -----	5070	5001	5172	Petroleum and petroleum products wholesalers, except bulk stations and terminals -----	5170	1NA
5075	Warm air heating and air-conditioning equipment and supplies -----	5070	5001				
5078	Refrigeration equipment and supplies -----	5070	5001	518	Beer, wine, and distilled alcoholic beverages:		
				5181	Beer and ale -----	5180	5103
				5182	Wine and distilled alcoholic beverages -----	5180	5103
508	Machinery, equipment, and supplies:			519	Miscellaneous nondurable goods:		
5082	Construction and mining (except petroleum) machinery and equipment -----	5082	5002	5191	Farm supplies -----	5191	5102
5083	Farm and garden machinery and equipment -----	5083	5002	5192	Books, periodicals, and newspapers -----	5192	5102
5084	Industrial machinery and equipment -----	5084	5002	5193	Flowers, nursery stock, and florists' supplies -----	5192	5102
5085	Industrial supplies -----	5085	5002	5194	Tobacco and tobacco products -----	5194	5102
5087	Service establishment equipment and supplies -----	5087	5002	5198	Paints, varnishes, and supplies -----	5198	5102
5088	Transportation equipment and supplies, except motor vehicles -----	5088	5002	5199	Nondurable goods, n.e.c. -----	5199	5102

<sup>1</sup>Petroleum wholesalers were all sent form CB-5170.

## Appendix D. Metropolitan Areas

---

(Titles and definitions shown for MSA's, CMSA's, and PMSA's are those established by the Office of Management and Budget, as of June 30, 1993)

### **ARIZONA**

#### **Las Vegas, NV-AZ MSA**

Mohave County, AZ  
Clark County, NV  
Nye County, NV

#### **Phoenix-Mesa, AZ MSA**

Maricopa County, AZ  
Pinal County, AZ

#### **Tucson, AZ MSA**

Pima County, AZ

#### **Yuma, AZ MSA**

Yuma County, AZ

# Appendix E.

## Percent of Sales Data Based on Administrative Records and Estimation for the State: 1992

[For meaning of abbreviations and symbols and for more information on reliability of data, see introductory text. For explanation of terms and comparability of 1987 and 1992 censuses, see appendix A]

SIC code	Kind of business	Percent of sales‡ —		SIC code	Kind of business	Percent of sales‡ —	
		From administrative records <sup>1</sup>	Estimated <sup>2</sup>			From administrative records <sup>1</sup>	Estimated <sup>2</sup>
	<b>Wholesale trade</b> -----	<b>3.2</b>	<b>5.7</b>		<b>Wholesale trade —Con.</b>		
<b>50</b>	<b>Durable goods</b> -----	<b>4.2</b>	<b>6.5</b>	<b>50</b>	<b>Durable goods —Con.</b>		
				509	Miscellaneous durable goods -----	9.3	12.1
				5091	Sporting and recreational goods and supplies -----	9.2	13.0
				5092	Toys and hobby goods and supplies -----	5.0	9.2
501	Motor vehicles and motor vehicle parts and supplies -----	5.0	7.4	5093	Scrap and waste materials -----	3.7	12.0
5012	Automobiles and other motor vehicles -----	1.6	4.3	5094	Jewelry, watches, precious stones, and precious metals -----	18.1	11.7
5013	Motor vehicle supplies and new parts -----	10.0	12.9	5099	Durable goods, n.e.c. -----	12.3	14.2
5014	Tires and tubes -----	3.2	6.8				
5015	Motor vehicle parts, used -----	16.1	3.7	<b>51</b>	<b>Nondurable goods</b> -----	<b>2.0</b>	<b>4.9</b>
502	Furniture and homefurnishings -----	12.1	5.3	511	Paper and paper products -----	2.0	11.2
5021	Furniture -----	6.9	7.8	5111	Printing and writing paper -----	—	12.5
5023	Homefurnishings -----	16.4	3.2	5112	Stationery and office supplies -----	1.8	5.1
				5113	Industrial and personal service paper -----	3.9	18.1
503	Lumber and other construction materials -----	5.5	11.7	512	Drugs, drug proprietaries, and druggists' sundries -----	1.1	4.2
5031	Lumber, plywood, millwork, and wood panels -----	5.0	10.0	5122	Drugs, drug proprietaries, and druggists' sundries -----	1.1	4.2
5032	Brick, stone, and related construction materials -----	13.5	13.9				
5033	Roofing, siding, and insulation materials -----	.3	12.0	513	Apparel, piece goods, and notions -----	8.3	8.2
5039	Construction materials, n.e.c. -----	8.1	15.2	5131	Piece goods, notions, and other dry goods -----	10.5	12.4
504	Professional and commercial equipment and supplies -----	3.2	3.7	5136	Men's and boys' clothing and furnishings -----	3.5	7.1
5043	Photographic equipment and supplies -----	—	.1	5137	Women's, children's, and infants' clothing and accessories -----	15.1	9.8
5044	Office equipment -----	4.9	3.5	5139	Footwear -----	17.7	—
5045	Computers and computer peripheral equipment and software -----	2.7	3.8	514	Groceries and related products -----	1.4	4.6
5046	Commercial equipment, n.e.c. -----	7.5	4.5	5141	Groceries, general line -----	.2	1.7
5047	Medical, dental, and hospital equipment and supplies -----	4.1	3.5	5142	Packaged frozen foods -----	1.4	1.9
5048	Ophthalmic goods -----	1.5	3.0	5143	Dairy products, except dried or canned -----	.7	1.1
5049	Professional equipment and supplies, n.e.c. -----	5.4	5.2	5144	Poultry and poultry products -----	2.2	6.9
				5145	Confectionery -----	2.5	.1
505	Metals and minerals, except petroleum -----	1.6	2.6	5146	Fish and seafoods -----	.9	16.2
5051	Metals service centers and offices -----	(D)	(D)	5147	Meats and meat products -----	1.1	.7
5052	Coal and other minerals and ores -----	(D)	(D)	5148	Fresh fruits and vegetables -----	4.5	9.0
				5149	Groceries and related products, n.e.c. -----	1.5	11.2
506	Electrical goods -----	2.7	6.2	515	Farm-product raw materials -----	2.9	12.8
5063	Electrical apparatus and equipment, wiring supplies, and construction materials -----	2.4	10.1	5153	Grain and field beans -----	—	11.1
5064	Electrical appliances, television and radio sets -----	4.3	1.1	5154	Livestock -----	7.3	8.0
5065	Electronic parts and equipment, n.e.c. -----	2.1	6.2	5159	Farm-product raw materials, n.e.c. -----	.1	19.4
507	Hardware, and plumbing and heating equipment and supplies -----	3.1	3.8	516	Chemicals and allied products -----	2.8	6.2
5072	Hardware -----	2.8	3.7	5162	Plastics materials and basic forms and shapes -----	.1	6.0
5074	Plumbing and heating equipment and supplies (hydronics) -----	3.6	6.4	5169	Chemicals and allied products, n.e.c. -----	3.9	6.3
5075	Warm air heating and air-conditioning equipment and supplies -----	3.6	—	517	Petroleum and petroleum products -----	3.3	2.9
5078	Refrigeration equipment and supplies -----	.8	1.1	5171	Petroleum bulk stations and terminals -----	2.0	1.4
				5172	Petroleum and petroleum products wholesalers, except bulk stations and terminals -----	13.7	15.0
508	Machinery, equipment, and supplies -----	5.4	10.3	518	Beer, wine, and distilled alcoholic beverages -----	.5	1.1
5082	Construction and mining (except petroleum) machinery and equipment -----	5.5	14.0	5181	Beer and ale -----	—	—
5083	Farm and garden machinery and equipment -----	6.1	11.8	5182	Wine and distilled alcoholic beverages -----	1.3	2.6
5084	Industrial machinery and equipment -----	8.3	13.1	519	Miscellaneous nondurable goods -----	4.2	6.5
5085	Industrial supplies -----	5.9	17.3	5191	Farm supplies -----	3.6	9.3
5087	Service establishment equipment and supplies -----	8.3	11.2	5192	Books, periodicals, and newspapers -----	3.7	10.5
5088	Transportation equipment and supplies, except motor vehicles -----	2.1	3.0	5193	Flowers, nursery stock, and florists' supplies -----	6.8	10.0
				5194	Tobacco and tobacco products -----	—	—
				5198	Paints, varnishes, and supplies -----	2.7	6.0
				5199	Nondurable goods, n.e.c. -----	18.6	9.9

<sup>1</sup>Includes sales information obtained from administrative records of other Federal agencies.

<sup>2</sup>Includes sales information which was imputed based on historic company ratios or administrative records, or on industry averages.

## Appendix F. Geographic Notes

---

### ARIZONA

**Apache Junction** is in Maricopa and Pinal Counties.

**Fountain Hills** was incorporated in December 1989.

**Litchfield Park** was incorporated in August 1987.

**Queen Creek** was incorporated in September 1989.

**Sedona** is in Coconino and Yavapai Counties; it was incorporated in January 1988.

# Appendix G.

## Establishments in Business Any Time During Year and Establishments in Business at End of Year for the State: 1992 and 1987

[For meaning of abbreviations and symbols, see introductory text. For explanation of terms and comparability of 1987 and 1992 censuses, see appendix A]

SIC code	Kind of business	Establishments in business —			
		Any time during year		At end of year	
		1992	1987	1992	1987
	<b>Wholesale trade</b> .....	<b>6 518</b>	<b>5 874</b>	<b>5 989</b>	<b>5 459</b>
<b>50</b>	<b>Durable goods</b> .....	<b>4 394</b>	<b>4 035</b>	<b>4 022</b>	<b>3 775</b>
501	Motor vehicles and automotive parts and supplies .....	677	630	615	593
5012	Automobiles and other motor vehicles .....	104	81	97	75
5013	Motor vehicle supplies and new parts .....	386	373	346	352
5014	Tires and tubes .....	69	62	66	58
5015	Motor vehicle parts, used .....	118	114	106	108
502	Furniture and homefurnishings .....	243	220	223	203
5021	Furniture .....	109	103	99	94
5023	Homefurnishings .....	134	117	124	109
503	Lumber and other construction materials .....	329	318	299	293
5031	Lumber, plywood, millwork, and wood panels .....	118	119	107	110
5032	Brick, stone, and related construction materials .....	92	79	82	73
5033	Roofing, siding, and insulation materials .....	35	32	34	30
5039	Construction materials, n.e.c. ....	84	88	76	80
504	Professional and commercial equipment and supplies .....	712	683	654	633
5043	Photographic equipment and supplies .....	14	22	13	18
5044	Office equipment .....	126	162	115	152
5045	Computers and computer peripheral equipment and software .....	271	211	245	197
5046	Commercial equipment, n.e.c. ....	75	84	70	78
5047	Medical, dental, and hospital equipment and supplies .....	158	126	145	116
5048	Ophthalmic goods .....	22	24	22	23
5049	Professional equipment and supplies, n.e.c. ....	46	54	44	49
505	Metals and minerals, except petroleum .....	108	100	97	96
5051	Metals service centers and offices .....	99	96	89	93
5052	Coal and other minerals and ores .....	9	4	8	3
506	Electrical goods .....	696	582	645	548
5063	Electrical apparatus and equipment, wiring supplies, and construction materials .....	291	256	271	242
5064	Electrical appliances, television and radio sets .....	56	53	52	51
5065	Electronic parts and equipment, n.e.c. ....	349	273	322	255
507	Hardware, and plumbing and heating equipment and supplies .....	367	349	335	327
5072	Hardware .....	122	115	112	105
5074	Plumbing and heating equipment and supplies (hydronics) .....	140	127	130	120
5075	Warm air heating and air-conditioning equipment and supplies .....	74	81	65	77
5078	Refrigeration equipment and supplies .....	31	26	28	25
508	Machinery, equipment, and supplies .....	862	784	791	743
5082	Construction and mining (except petroleum) machinery and equipment .....	117	105	108	100
5083	Farm and garden machinery and equipment .....	86	83	80	81
5084	Industrial machinery and equipment .....	326	290	296	275
5085	Industrial supplies .....	157	145	145	135
5087	Service establishment equipment and supplies .....	117	118	108	113
5088	Transportation equipment and supplies, except motor vehicles .....	59	43	54	39
509	Miscellaneous durable goods .....	400	369	363	339
5091	Sporting and recreational goods and supplies .....	76	66	69	59
5092	Toys and hobby goods and supplies .....	33	25	30	23
5093	Scrap and waste materials .....	95	102	84	97
5094	Jewelry, watches, precious stones, and precious metals .....	96	71	90	64
5099	Durable goods, n.e.c. ....	100	105	90	96
<b>51</b>	<b>Nondurable goods</b> .....	<b>2 124</b>	<b>1 839</b>	<b>1 967</b>	<b>1 684</b>
511	Paper and paper products .....	230	215	215	206
5111	Printing and writing paper .....	31	28	30	26
5112	Stationery and office supplies .....	145	137	134	133
5113	Industrial and personal service paper .....	54	50	51	47
512	Drugs, drug proprietaries, and druggists sundries .....	96	51	95	43
5122	Drugs, drug proprietaries, and druggists sundries .....	96	51	95	43
513	Apparel, piece goods, and notions .....	130	75	123	69
5131	Piece goods, notions, and other dry goods .....	34	26	31	26
5136	Men's and boys' clothing and furnishings .....	40	23	37	23
5137	Women's, children's, and infants' clothing and accessories .....	49	20	48	17
5139	Footwear .....	7	6	7	3

SIC code	Kind of business	Establishments in business —			
		Any time during year		At end of year	
		1992	1987	1992	1987
<b>51</b>	<b>Nondurable goods — Con.</b>				
514	Groceries and related products .....	699	629	632	568
5141	Groceries, general line .....	75	73	70	66
5142	Packaged frozen foods .....	47	39	42	36
5143	Dairy products, except dried or canned .....	51	28	50	24
5144	Poultry and poultry products .....	16	12	16	9
5145	Confectionery .....	34	34	29	28
5146	Fish and seafoods .....	15	16	14	12
5147	Meats and meat products .....	49	56	43	45
5148	Fresh fruits and vegetables .....	183	181	156	172
5149	Groceries and related products, n.e.c. ....	229	190	212	176
515	Farm-product raw materials .....	41	48	38	46
5153	Grain and field beans .....	14	17	12	16
5154	Livestock .....	16	15	16	14
5159	Farm-product raw materials, n.e.c. ....	11	16	10	16
516	Chemicals and allied products .....	153	125	143	118
5162	Plastics materials and basic forms and shapes .....	41	24	39	24
5169	Chemicals and allied products, n.e.c. ....	112	101	104	94
517	Petroleum and petroleum products .....	177	146	167	138
5171	Petroleum bulk stations and terminals .....	129	113	123	108
5172	Petroleum and petroleum products wholesalers, except bulk stations and terminals .....	48	33	44	30
518	Beer, wine, and distilled alcoholic beverages .....	53	72	49	68
5181	Beer and ale .....	33	41	31	39
5182	Wine and distilled alcoholic beverages .....	20	31	18	29
519	Miscellaneous nondurable goods .....	545	478	505	428
5191	Farm supplies .....	181	176	171	157
5192	Books, periodicals, and newspapers .....	50	46	47	39
5193	Flowers, nursery stock, and florists' supplies .....	65	57	64	52
5194	Tobacco and tobacco products .....	7	12	7	9
5198	Paints, varnishes and supplies .....	51	46	48	43
5199	Nondurable goods, n.e.c. ....	191	141	168	128

# Publication Program

## 1992 CENSUS OF WHOLESALE TRADE

Publications of the 1992 Census of Wholesale Trade, containing data on wholesale trade establishments with payroll in the United States, are described below. Publications order forms for specific reports may be obtained from any Department of Commerce district office or from Data User Services Division, Customer Services, Bureau of the Census, Washington, DC 20233-8300. The first results were issued in press releases. Final detailed statistics are issued in separate paperbound reports and compact disc-read only memory (CD-ROM).

### Final Reports

#### Geographic area series—52 reports (WC92-A-1 to -52)

A separate paperbound report containing data for establishments with payroll is published for each State, the District of Columbia, and the United States. Each report presents general statistics for establishments with payroll, on number of establishments, sales, payroll, employment, operating expenses, and inventories. At the State level, data also are presented separately for the following types of wholesale operations: merchant wholesalers; manufacturers' sales branches and offices; and agents, brokers, and commission merchants. Less type-of-operation detail is shown below the State level. For States, MA's, and counties and places with 200 wholesale establishments or more, statistics are presented by kind of business. Greater kind-of-business detail is shown for larger areas. In addition, data are shown for all places with 2,500 inhabitants or more and all counties (with no kind-of-business detail). For each State, the District of Columbia, and the United States, 1992 data are provided on sales and employees per establishment, sales and payroll per employee, payroll as a percent of operating expenses, and operating expenses and end-of-year inventories as percentages of sales. Comparative statistics showing percent changes in sales and payroll between 1987 and 1992 also are shown by kind of business.

#### Subject series—4 reports (WC92-S-1 to -4)

The *Establishment and Firm Size* report (WC92-S-1) presents data for establishments with payroll, based on size of establishment, size of company or firm, and legal form of organization. Establishment statistics are presented by sales size and by employment size; statistics for firms by sales size (including concentration by largest firms), by employment size, and by number of establishments operated (single units and multiunits). Statistics are presented by kind of business on the number of establishments, sales, payroll, and employment for the United States.

The *Measures of Value Produced, Capital Expenditures, Depreciable Assets, and Operating Expenses* report (WC92-S-2) presents data on measures of value produced, capital expenditures, depreciable assets, and operating expenses for firms with payroll

for the United States by major kinds of business. Measures of value produced include gross margin, value added, and net income produced at market prices and factor costs. Operating expenses include annual payroll, supplemental labor costs, purchased services, etc. Sales, purchases, and beginning and ending inventories data also are provided.

The *Commodity Line Sales* report (WC92-S-3) presents data on major categories of commodities sold by wholesale kinds of business for the United States. Data for 15 selected MA's and 15 selected States will be available on electronic media only. Tables present data for each kind of business and show, for each commodity line, the number of establishments handling the line and their sales of the line; the percentage of total sales of the kind of business accounted for by each of the lines carried; and, for establishments actually handling a specific line, the percentage of total sales represented by sales of that line. Summary statistics also are provided for the broad commodity line categories, including counts of establishments and the amount and percentage of the line sold by various kinds of wholesale businesses.

The *Miscellaneous Subjects* report (WC92-S-4) contains data by kind of business on employment by principal activity; sales by class of customer; inventory valuation methods; commissions and gross selling value of business conducted for others by agents and brokers; gross margins, gross profits, and their components; and on petroleum bulk stations and terminals. Data are presented for the United States as a whole; for petroleum bulk stations and terminals, States, and counties.

### Electronic Media

All data included in the printed reports are available on CD-ROM. The CD-ROM's provide the same information found in the final reports as well as additional information not published in the final reports, such as commodity line sales data for States (WC92-S-3). Electronic media products are available for users who wish to summarize, rearrange, or process large amounts of data. These products, with corresponding technical documentation, are sold by Data User Services Division, Customer Services, Bureau of the Census, Washington, DC 20233-8300.

## OTHER ECONOMIC CENSUS REPORTS

Data on retail trade, service industries, transportation, communications, utilities, financial, insurance, real estate, construction industries, manufactures, mineral industries, enterprise statistics, minority-owned business enterprises, and women-owned businesses also are available from the 1992 Economic Census. A separate series of reports covers the census of outlying areas: Puerto Rico, Virgin Islands of the United States, Guam, and the Northern Marianas. Separate announcements describing these reports are available free of charge from Data User Services Division, Customer Services, Bureau of the Census, Washington, DC 20233-8300.