


1992

Census of Wholesale Trade

WC92-A-1

GEOGRAPHIC AREA SERIES

Alabama



1992 Census of Wholesale Trade

WC92-A-1

GEOGRAPHIC AREA SERIES

Alabama

+



+



U.S. Department of Commerce
Ronald H. Brown, Secretary
David J. Barram, Deputy Secretary

Economics and Statistics Administration
Everett M. Ehrlich, Under Secretary
for Economic Affairs

BUREAU OF THE CENSUS
Martha Farnsworth Riche, Director

Acknowledgments

Many persons participated in the various activities of the 1992 Census of Wholesale Trade. The overall planning and review of the census operations were performed by the Economic Census Staff of the Economic Planning and Coordination Division.

This report was prepared in the Services Division. **Bobby E. Russell**, Assistant Chief for Census Programs, was responsible for the overall planning, management, and coordination of the census of wholesale trade. Planning and implementation were under the direction of **John R. Trimble**, Chief, Wholesale Census Branch, with primary staff assistance by **Steven L. Barron**, **John L. Vignali**, **Gary E. Swenson**, **Scott P. Handmaker**, **Daniel C. Collier**, **Barbara A. Collier**, **Cary L. Fletcher**, **Dennis R. Johnson**, and **Karen K. Sigmon**.

Systems and procedures for mailout, receipt, correspondence, data input, industry classification, other clerical processing, administrative record processing, quality control, and the associated electronic computer programs, were developed in the Economic Planning and Coordination Division.

Mailout preparation and receipt operations, clerical and analytical review activities, data keying, and geocoding review were performed by the staff of the Data Preparation Division, **Judith N. Petty**, Chief.

Geographic coding procedures and associated computer programs were developed by the staff of the Geography Division.

The computer processing systems were developed and coordinated in the Economic Statistical Methods and Programming Division, **Charles P. Pautler, Jr.**, Chief. **H. Ray Dennis**, Assistant Chief for Business Programs, was responsible for the design and implementation of the computer systems. The computer programs were prepared under the supervision of **Steven G. McCraith**, Chief, Utilities and Financial Census Branch, and **William C. Wester**, Chief, Business Census Branch, assisted by **Dennis P. Kelly**, **Barbara L. Lambert**, **Josephine S. McLaughlin**, **William D. McClain**, **David Wang**, and **David L. Sipes**.

Computer processing was performed in the Computer Services Division, **Marvin D. Raines**, Chief.

The staff of the Administrative and Publications Services Division, **Walter C. Odom**, Chief, performed planning, design, composition, editorial review, and printing planning and procurement for publications and report forms. **Gladys Rea** provided publication coordination and editing.

Special acknowledgment is also due the many businesses whose cooperation has contributed to the publication of these data.

If you have any questions concerning the statistics in this report, call 301-763-5281.



**Economics and Statistics
Administration**

Everett M. Ehrlich, Under Secretary
for Economic Affairs



BUREAU OF THE CENSUS

Martha Farnsworth Riche, Director
Harry A. Scarr, Deputy Director

Paula J. Schneider, Principal Associate
Director for Programs

Thomas L. Mesenbourg, Acting Associate
Director for Economic Programs

Thomas L. Mesenbourg, Assistant Director
for Economic Programs

**ECONOMIC PLANNING AND COORDINATION
DIVISION**

John P. Govoni, Chief

SERVICES DIVISION

Carole A. Ambler, Chief

Introduction to the Economic Census

PURPOSES AND USES OF THE ECONOMIC CENSUS

The economic census is the major source of facts about the structure and functioning of the Nation's economy. It provides essential information for government, business, industry, and the general public.

The economic census furnishes an important part of the framework for such composite measures as the gross domestic product, input/output measures, production and price indexes, and other statistical series that measure short-term changes in economic conditions.

Policymaking agencies of the Federal Government use the data, especially in monitoring economic activity and providing assistance to business.

State and local governments use the data to assess business activities and tax bases within their jurisdictions and to develop programs to attract business.

Trade associations study trends in their own and competing industries and keep their members informed of market changes.

Individual businesses use the data to locate potential markets and to analyze their own production and sales performance relative to industry or area averages.

AUTHORITY AND SCOPE

Title 13 of the United States Code (sections 131, 191, and 224) directs the Census Bureau to take the economic census every 5 years, covering years ending in 2 and 7. The 1992 Economic Census consists of the following eight censuses:

- Census of Retail Trade
- Census of Wholesale Trade
- Census of Service Industries
- Census of Financial, Insurance, and Real Estate Industries
- Census of Transportation, Communications, and Utilities
- Census of Manufactures
- Census of Mineral Industries
- Census of Construction Industries

Special programs also cover enterprise statistics and minority-owned and women-owned businesses. (The 1992 Census of Agriculture and 1992 Census of Governments are conducted separately.) The next economic census is scheduled to be taken in 1998 covering the year 1997.

AVAILABILITY OF THE DATA

The results of the economic census are available in printed reports for sale by the U.S. Government Printing Office and on compact discs for sale by the Census Bureau. Order forms for all types of products are available on request from Customer Services, Bureau of the Census, Washington, DC 20233-8300. A more complete description of publications being issued from this census is on the inside back cover of this document.

Census facts are also widely disseminated by trade associations, business journals, and newspapers. Volumes containing census statistics are available in most major public and college libraries. Finally, State data centers in every State as well as business and industry data centers in many States also supply economic census statistics.

WHAT'S NEW IN 1992

The 1992 Economic Census covers more of the economy than any previous census. New for 1992 are data on communications, utilities, finance, insurance, and real estate, as well as coverage of more transportation industries. The economic, agriculture, and governments censuses now collectively cover nearly 98 percent of all economic activity.

Among other changes, new 1992 definitions affect the boundaries of about a third of all metropolitan areas. Also, the Survey of Women-Owned Businesses has now been expanded to include all corporations.

HISTORICAL INFORMATION

The economic census has been taken as an integrated program at 5-year intervals since 1967 and before that for 1963, 1958, and 1954. Prior to that time, the individual subcomponents of the economic census were taken separately at varying intervals.

The economic census traces its beginnings to the 1810 Decennial Census, when questions on manufacturing were included with those for population. Coverage of economic activities was expanded for 1840 and subsequent censuses to include mining and some commercial activities. In 1902, Congress established a permanent Census Bureau and directed that a census of manufactures be taken every 5 years. The 1905 Manufactures Census was the first time a census was taken apart from the regular every-10-year population census.

The first census of business was taken in 1930, covering 1929. Initially it covered retail and wholesale trade and construction industries, but it was broadened in 1933 to include some of the service trades.

The 1954 Economic Census was the first census to be fully integrated—providing comparable census data across economic sectors, using consistent time periods, concepts, definitions, classifications, and reporting units. It was the first census to be taken by mail, using lists of firms provided by the administrative records of other Federal agencies. Since 1963, administrative records also have been used to provide basic statistics for very small firms, reducing or eliminating the need to send them census questionnaires. The Enterprise Statistics Program, which publishes combined data from the economic census, was made possible with the implementation of the integrated census program in 1954.

The range of industries covered in the economic censuses has continued to expand. The census of construction industries began on a regular basis in 1967, and the scope of service industries was broadened in 1967, 1977, and 1987. The census of transportation began in 1963 as a set of surveys covering travel, transportation of commodities, and trucks, but expanded in 1987 to cover business establishments in several transportation industries. For 1992, these statistics are incorporated into a broadened census of transportation, communications, and utilities. Also new for 1992 is the census of financial, insurance, and real estate industries. This is part of a gradual expansion in coverage of industries previously subjected to government regulation.

The Survey of Minority-Owned Business Enterprises was first conducted as a special project in 1969 and was incorporated into the economic census in 1972 along with the Survey of Women-Owned Businesses.

An economic census has also been taken in Puerto Rico since 1909, in the Virgin Islands of the United States and Guam since 1958, and in the Commonwealth of the Northern Mariana Islands since 1982.

Statistical reports from the 1987 and earlier censuses provide historical figures for the study of long-term time series and are available in some large libraries. All of the census data published since 1967 are still available for sale on microfiche from the Census Bureau.

AVAILABILITY OF MORE FREQUENT ECONOMIC DATA

While the census provides complete enumerations every 5 years, there are many needs for more frequent data as well. The Census Bureau conducts a number of monthly, quarterly, and annual surveys, with the results appearing in publication series such as Current Business Reports (retail and wholesale trade and service industries), the Annual Survey of Manufactures, Current Industrial Reports, and the Quarterly Financial Report. Most of these surveys, while providing more frequent observations, yield less kind-of-business and geographic detail than the census. The County Business Patterns program offers annual statistics on the number of establishments, employment, and payroll classified by industry within each county.

SOURCES FOR MORE INFORMATION

More information about the scope, coverage, classification system, data items, and publications for each of the economic censuses and related surveys is published in the *Guide to the 1992 Economic Census and Related Statistics*. More information on the methodology, procedures, and history of the census will be published in the *History of the 1992 Economic Census*. Contact Customer Services for information on availability.

Census of Wholesale Trade

GENERAL

The 1992 Census of Wholesale Trade, part of the 1992 Economic Census, covered wholesale trade as defined in the *Standard Industrial Classification Manual: 1987*¹ (SIC). It included all establishments with one or more paid employees primarily engaged in selling merchandise to retailers; other wholesalers; or industrial, commercial, institutional, farm, or professional users. Companies selling products to which they have title, as well as those acting as agents or brokers in buying or selling merchandise to others, are included. The census excluded governmental organizations classified in the covered industries except for wholesale liquor establishments operated by State and local governments.

The basic tabulations in this report do not include data for establishments which are "auxiliary" (primary function is providing a service, such as warehouses) to other establishments within the same organization. Data for auxiliaries are presented in a subsequent report issued as part of the 1992 Enterprise Statistics reports.

Wholesale firms without employees are excluded from the census. In the census of retail trade, the sales of firms with no paid employees are derived from administrative records of other Federal agencies rather than from a direct canvass. These sources proved impractical for wholesale firms without paid employees. In the census of wholesale trade, the sales value is the gross volume of business conducted. Firms which operated wholly or partly on a commission basis must provide both the gross volume of business conducted and commission receipts on census forms. Agents and brokers do not report to other Federal agencies the gross selling value of goods. Moreover, administrative records make no distinction between commission receipts and sales of products by wholesalers.

Appendix A gives a more detailed explanation of census coverage and methodology.

CENSUS DISCLOSURE RULES

In accordance with Federal law governing census reports, no data are published that would disclose the operations of an individual establishment or business. However, the number of establishments in a kind-of-business

classification is not considered a disclosure, therefore, this information may be released even though other information is withheld.

GEOGRAPHIC AREAS COVERED

This report series presents data for the following areas:

1. The United States as a whole.
2. Each State and the District of Columbia
3. Each consolidated metropolitan statistical area (CMSA) and primary metropolitan statistical area (PMSA) defined by the Office of Management and Budget (OMB) as of June 30, 1993. A CMSA is an area used to facilitate the presentation and analysis of data for large concentrations of metropolitan populations. It includes two or more contiguous PMSA's which have a population of at least 1,000,000² and which meet specific criteria of urban character and of social and economic integration.
4. Each metropolitan statistical area (MSA) defined by the OMB as of June 30, 1993. An MSA is an integrated economic and social unit with a population nucleus of at least 50,000 inhabitants.² Each MSA consists of one or more counties meeting standards of metropolitan character; in New England, cities and towns rather than counties are the component geographic units.
5. The area within the State outside metropolitan areas (MA's).
6. Each county or county equivalent.³ Counties are the primary divisions of States, except in Louisiana where they are called parishes and in Alaska where they are called boroughs and census areas. Maryland, Missouri, Nevada, and Virginia have one place or more that is independent of any county organization and constitutes primary divisions of their States. These places are treated as counties and as places.
7. Each consolidated city.³ Consolidated cities are consolidated governments which consists of separately incorporated municipalities.
8. Each municipality of 2,500 inhabitants or more incorporated as a city, borough, village, or town.^{2 3}

¹*Standard Industrial Classification Manual: 1987*. For sale by Superintendent of Documents, U.S. Government Printing Office, Washington, DC 20402. Stock No. 041-001-00314-2.

²According to 1990 Census of Population or subsequent special census.

³Those defined as of January 1, 1992.

For the economic census, boroughs and census areas in Alaska, and boroughs in New York, are not included in this category.

9. Special economic urban areas (SEUA's), which include townships in Michigan, New Jersey, and Pennsylvania and towns in New York, Wisconsin, and the six New England States with 10,000 inhabitants or more.⁴

DOLLAR VALUES

All dollar values presented in this report are expressed in current dollars, i.e., 1992 data are expressed in 1992 dollars and 1987 data in 1987 dollars. Consequently, when making comparisons to prior years, users of the data should consider the inflation that has occurred

RELIABILITY OF DATA

All data compiled in this report originated from either census questionnaires or administrative records of other Federal agencies and, therefore, are not subject to sampling errors. However, the data are subject to nonsampling errors. Nonsampling errors can be attributed to many sources: inability to identify all cases in the actual universe; definition and classification difficulties; differences in the interpretation of questions; errors in recording or coding the data obtained; and other errors of collection, response, coverage, and estimation for missing or misreported data.

The accuracy of these tabulated data is determined by the joint effects of the various nonsampling errors. No direct measurement of these effects has been obtained except for estimation for missing or misreported data; however, precautionary steps were taken in all phases of the collection, processing, and tabulation of the data in an effort to minimize the effects of nonsampling errors.

The Census Bureau obtains on computer tape limited information extracted from administrative records of other Federal agencies. This information is used in conjunction with other information available to the Census Bureau to develop estimates for nonemployers, small employers, and other establishments for which responses were not received in time for publication. For an indication of the extent that data included in these reports were obtained from the administrative records of other Federal agencies and from estimation, rather than reports directly from respondents, see appendix E. Also, see appendix A for a more detailed explanation of census coverage and methodology.

SPECIAL TABULATIONS

Special tabulations of data collected in the 1992 Census of Wholesale Trade may be obtained, depending on availability of time and personnel, on diskette, computer tape,

⁴According to 1990 Census of Population or subsequent special census.

or in tabular form. The data will be in summary form and subject to the same rules prohibiting disclosure of confidential information (including name, address, kind of business, or other data for individual business establishments or companies) as are the regular publications.

Special tabulations are prepared on a cost basis. A request for a cost estimate, as well as exact specifications on the type and format of the data to be provided, should be directed to the Chief, Services Division, Bureau of the Census, Washington, DC 20233.

To discuss a special tabulation before submitting specifications, call 1-800-541-8345.

ABBREVIATIONS AND SYMBOLS

The following abbreviations and symbols are used in this publication:

–	Represents zero.
(D)	Withheld to avoid disclosing data for individual companies; data are included in broader kind-of-business totals.
(IC)	Independent city.
(NA)	Not available.
(NC)	Not comparable.
(X)	Not applicable.
CMSA	Consolidated metropolitan statistical area.
MA	Metropolitan area.
MSA	Metropolitan statistical area.
n.e.c.	Not elsewhere classified.
PMSA	Primary metropolitan statistical area.
pt.	Part.
r	Revised.
SEUA	Standard economic urban area.
SIC	Standard Industrial Classification.

The following symbols are used in this publication to show employment size ranges for employment data that has been withheld to avoid disclosing data for individual companies (employment size range codes are provided for the first time in the 1992 Economic Census):

Symbol	Employment size
AA	0—19
BB	20—99
CC	100—249
EE	250—499
FF	500—999
GG	1,000—2,499
HH	2,500—4,999
II	5,000—9,999
JJ	10,000—24,999
KK	25,000—49,999
LL	50,000—99,999
MM	100,000 or more

Users' Guide for Locating Statistics in This Report by Table Number

Information shown in tables	Table									
	1	2	3	4	5	6	7	8	9	10
GEOGRAPHIC AREAS										
The State	X	X	X						X	X
Metropolitan Areas (MA's) in the State.....							X			
Area of the State not in any MA								X		
Counties in the State				X						X
Places in the State				² X	¹ X	¹ X			² X	
DATA ITEMS³										
Establishments.....	X		X	⁴ X	⁴ X	⁴ X	⁴ X	⁴ X		
Sales	X		X	⁴ X	⁴ X	⁴ X	⁴ X	⁴ X	X	X
Annual payroll	X		X	⁴ X	⁴ X	⁴ X	⁴ X	⁴ X		
First-quarter payroll.....	X									
Paid employees for pay period including March 12, 1992	X		X	⁵ X	⁵ X	⁵ X	⁵ X	⁵ X		
Inventories	X									
Operating expenses	X									
Sales per establishment.....		X								
Sales per employee		X								
Annual payroll per employee.....		X								
Annual payroll as a percent of operating expenses.....		X								
Employees per establishment.....		X								
Operating expenses as a percent of sales		X								
End-of-year inventories as a percent of sales....		X								
1987 to 1992 comparative statistics (sales, payroll, etc.).....			X							
Counties ranked by volume of sales										X
Places ranked by volume of sales.....									² X	

¹Includes areas with 200 wholesale establishments or more.

²Includes places with 2,500 inhabitants or more, according to the 1990 Census of Population.

³See Explanation of Terms, appendix A.

⁴Manufacturers' sales branches and offices, and agents, brokers, and commission merchants are combined and displayed as "other types of operation."

⁵Presented for total and merchant wholesalers only.

Users' Guide for Locating Statistics in the 1992 Census of Wholesale Trade Reports

Report and geographic area	Information shown in reports by kind of business or industry category										
	Number of establishments	Sales (\$1,000)	Payroll (\$1,000)	Number of employees	Inventories (\$1,000)	Operating expenses (\$1,000)	Commodity line sales (\$1,000)	Sales size and employment size ¹	Legal form of organization	Petroleum bulk stations and terminals	Selected topics
GEOGRAPHIC AREA SERIES											
United States	X	X	X	X	X	X	X				
State	X	X	X	X	X	X	X				
MA	X	X	X	X	X						
County	X	X	X	X	X						
Place	X	X	X	X	X						
ESTABLISHMENT AND FIRM SIZE (INCLUDING LEGAL FORM OF ORGANIZATION)											
United States	X	X	² X	² X	² X	² X		X	X		
MEASURES OF VALUE PRODUCED, CAPITAL EXPENDITURES, DEPRECIABLE ASSETS, AND OPERATING EXPENSES											
United States ²		X	X		X	X			X		³ X
COMMODITY LINE SALES											
United States	X	X					X				
State ⁴	X	X					X				
MA ⁴	X	X					X				
MISCELLANEOUS SUBJECTS											
United States	X	X	X	X	X	X				X	⁵ X
State					X	X				X	
County					X	X				X	

¹Establishments and firms.

²Merchant wholesalers only.

³Value produced, capital expenditures, depreciable assets, and selected operating expenses detail.

⁴Available on CD ROM only.

⁵Class of customer; employment by principal activity; detailed type of operation; inventory detail; commissions of agents and brokers; and gross margins, gross profits, and their components of merchant wholesalers.

Contents

Alabama

[Page numbers listed here omit the prefix that appears as part of the number of each page]

	Page
Introduction to the Economic Census	III
Census of Wholesale Trade	V
Users' Guide for Locating Statistics in This Report by Table Number	VII
Users' Guide for Locating Statistics in the 1992 Census of Wholesale Trade Reports ...	VIII
Summary of Findings	2

FIGURES

1. Percent of Wholesale Sales by Type of Operation: 1992 and 1987	3
2. Wholesale Sales by Industry Group: 1992 and 1987	4
3. Wholesale Employment by Industry Group: 1992 and 1987	5
Maps	6

TABLES

1. Summary Statistics for the State: 1992	7
2. Selected Ratios for the State: 1992	11
3. Comparative Statistics for the State: 1992 and 1987	14
4. Summary Statistics for Counties and for Places With 2,500 Inhabitants or More: 1992	17
5. Summary Statistics for Places With 200 Establishments or More: 1992	21
6. Summary Statistics for Counties With 200 Establishments or More: 1992	25
7. Summary Statistics for Metropolitan Areas: 1992	30
8. Summary Statistics for the Area Outside Metropolitan Areas: 1992	39
9. Places With 2,500 Inhabitants or More Ranked by Volume of Sales: 1992	40
10. Counties Ranked by Volume of Sales: 1992	41

APPENDIXES

A. General Explanation	A-1
B. Sample Report Form and Instructions	B-1
C. Kind-of-Business Titles and Reporting-Form Numbers	C-1
D. Metropolitan Areas	D-1
E. Percent of Sales Data Based on Administrative Records and Estimation for the State: 1992	E-1
F. Geographic Notes	F-1
G. Establishments in Business Any Time During Year and Establishments in Business at End of Year for the State: 1992 and 1987	G-1

Publication Program Inside back cover

Summary of Findings

Alabama had 7,066 wholesale establishments in 1992 with \$32.0 billion in sales. This represents a 5.9 percent increase in wholesale establishments and a 31.3 percent increase in sales over 1987 according to the 1992 Census of Wholesale Trade conducted by the Bureau of the Census, U.S. Department of Commerce.

Merchant wholesalers accounted for 85.2 percent or 6,023 of the total establishments and 64.7 percent or \$20.7 billion of the total sales in 1992 compared with 85.1 percent of the establishments and 63.3 percent of the sales in 1987. Manufacturers' sales branches and offices with 498 establishments and \$6.8 billion in sales and agents, brokers, and commission merchants with 545 establishments and \$4.5 billion in sales made up the rest of the wholesale trade total in 1992.

Petroleum bulk stations and terminals were the largest group of wholesalers by kind of business in terms of sales with \$2.5 billion followed by groceries and related products, n.e.c., wholesalers with \$2.3 billion and metals service centers and offices with \$1.9 billion. Out of 69 kind of business groups, these three accounted for 21.0 percent of the total sales in the State.

Annual payroll for all wholesalers in the State was up from \$1.5 billion in 1987 to \$2.0 billion in 1992. Merchant wholesalers had annual payroll of \$1.5 billion in 1992 while manufacturers' sales branches and offices recorded \$295.4 million and agents, brokers, and commission merchants had \$106.0 million.

Employment by all wholesalers in Alabama as of mid-March 1992 was 80,080, an increase of 3.3 percent since 1987. Merchant wholesalers with 67,100 employees accounted for 83.8 percent of the total wholesale employment in 1992 compared with 83.5 percent in 1987.

Inventories of \$2.3 billion were held at wholesale establishments in the State at the end of 1992. Merchant wholesalers held 89.1 percent of these inventories while manufacturers' sales branches and sales offices held 10.6 percent and agent, brokers, and commission merchants held .3 percent. Inventories of all wholesalers decreased during 1992 by 6.0 percent while those of merchant wholesalers decreased 5.9 percent.

Payroll per employee in the State averaged \$24.4 thousand for all wholesalers in 1992, an increase of 22.0 percent since 1987. Merchant wholesalers averaged \$23.1 thousand per employee while manufacturers' sales branches and offices was \$33.1 thousand and agents, brokers, and commission merchants were \$26.1 thousand in 1992.

Annual payroll as a percent of operating expenses for all wholesalers increased from 48.4 percent in 1987 to 48.7 percent in 1992. The ratio for merchant wholesalers was 49.3 percent; for manufacturers' sales branches and offices it was 45.3 percent; and for agents, brokers and commission merchants it was 50.2 percent.

Figure 1. **Percent of Wholesale Sales by Type of Operation: 1992 and 1987**
(Percents may not add to 100 because of rounding. For meaning of abbreviations and symbols, see introductory text)

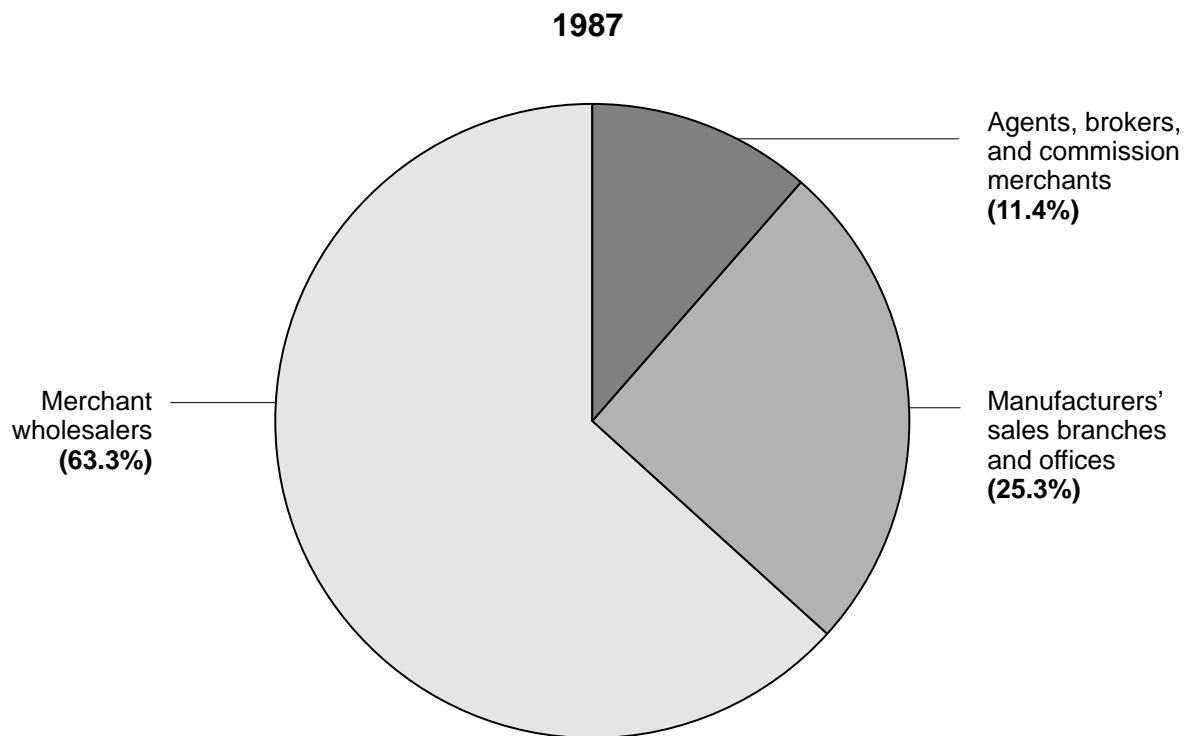
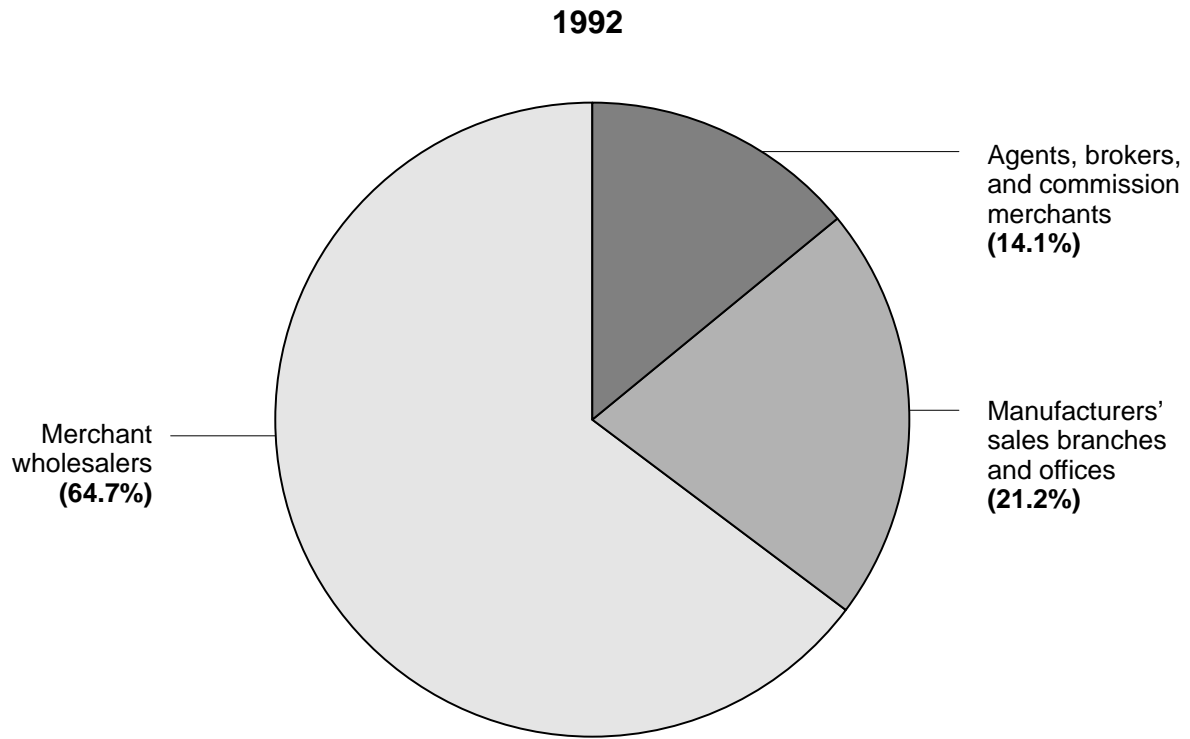




Figure 2. **Wholesale Sales by Industry Group: 1992 and 1987**
(Millions of dollars. For meaning of abbreviations and symbols, see introductory text)

1992 
1987 

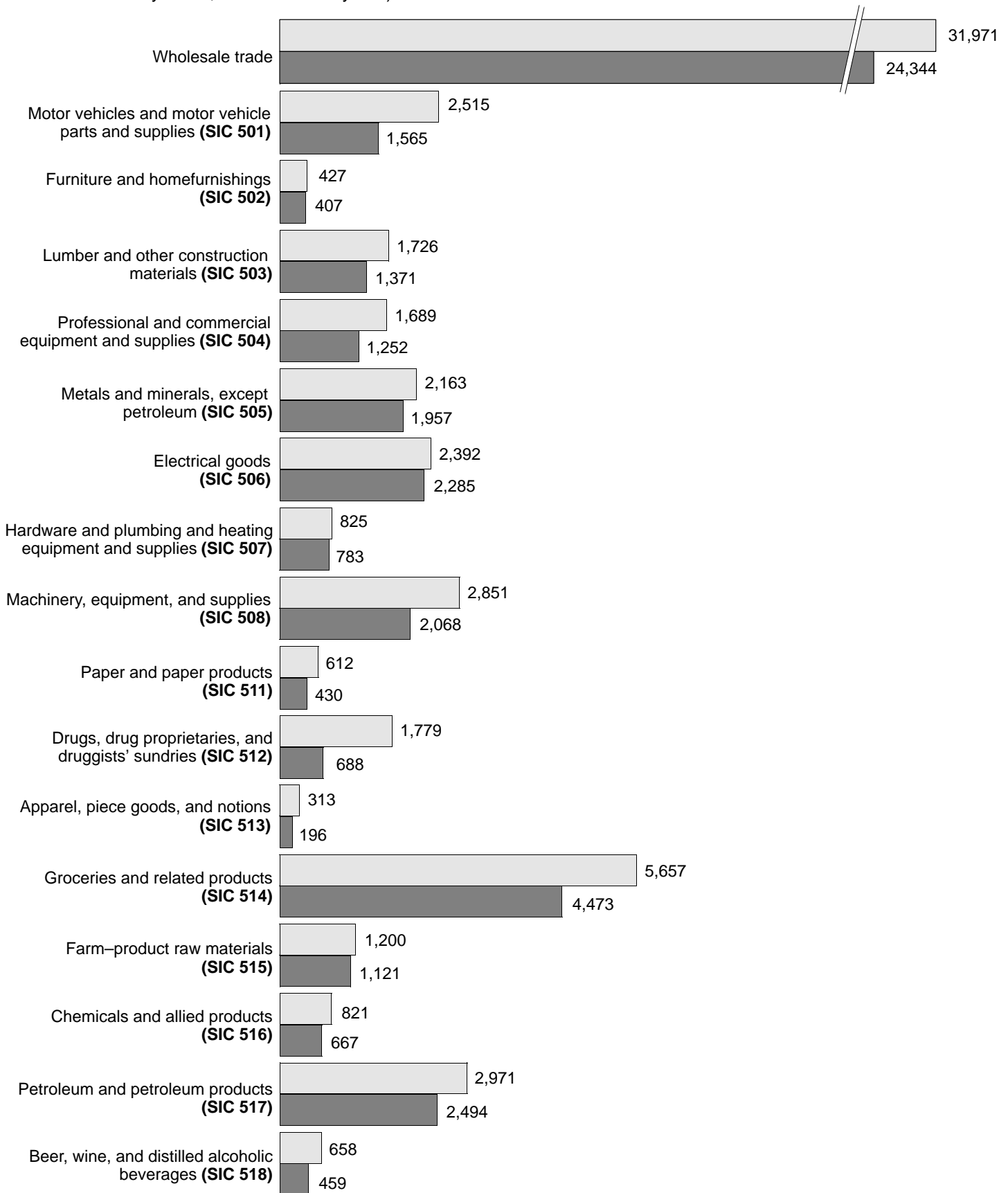




Figure 3. **Wholesale Employment by Industry Group: 1992 and 1987**
 (Number. For meaning of abbreviations and symbols, see introductory text)

1992 
 1987 

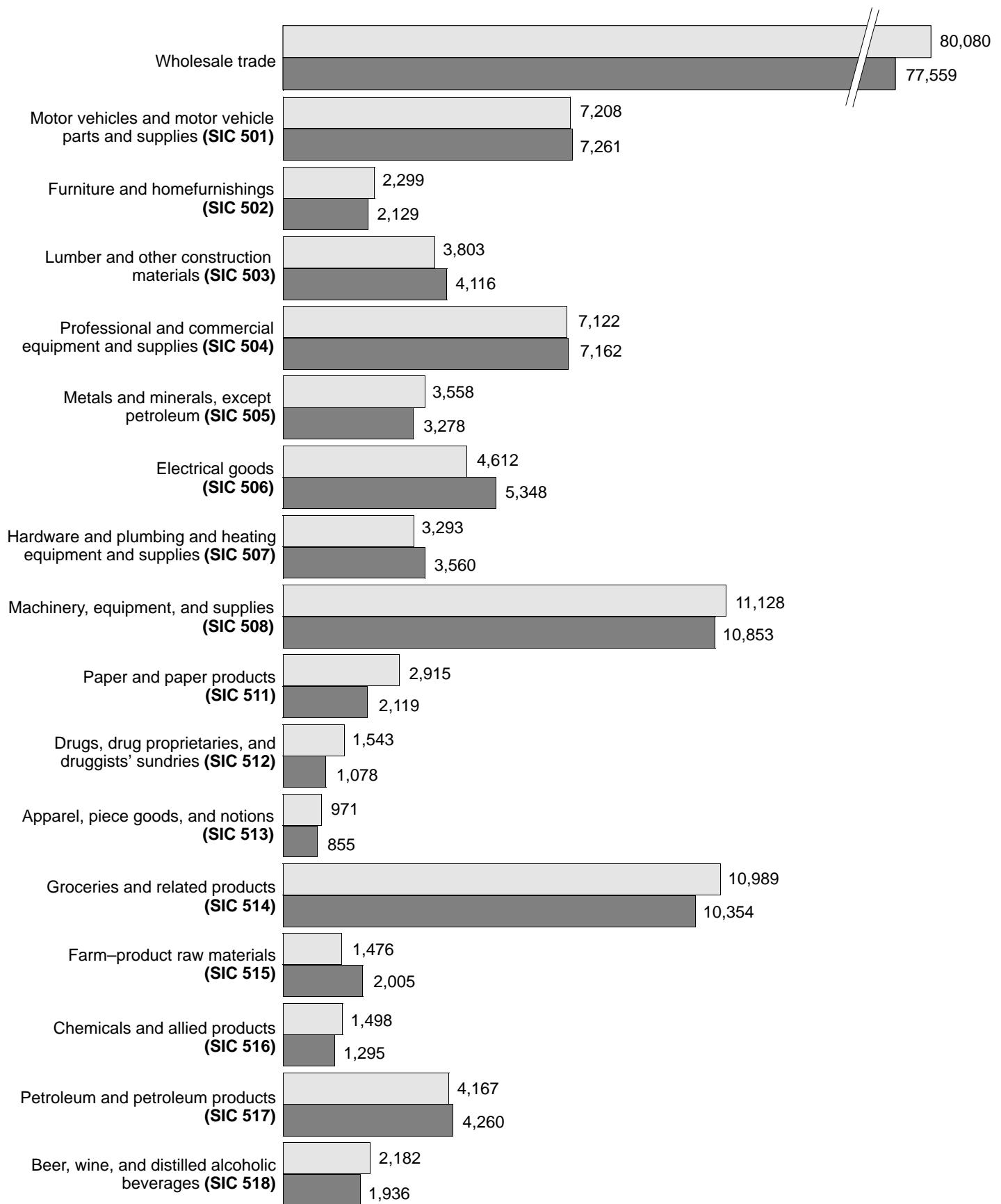




Table 1. Summary Statistics for the State: 1992

[For meaning of abbreviations and symbols, see introductory text. For explanation of terms and comparability of 1987 and 1992 censuses, see appendix A]

SIC code	Type of operation and kind of business	Estab-lish-ments (number)	Sales (\$1,000)	Annual payroll (\$1,000)	First-quarter payroll (\$1,000)	Paid employees for pay period including March 12 (number)	Operating expenses (\$1,000)	End-of-1991 inventories (\$1,000)	End-of-1992 inventories (\$1,000)
	Wholesale trade -----	7 066	31 971 429	1 950 712	460 756	80 080	4 003 398	2 414 161	2 269 387
	TYPES OF OPERATION								
	Merchant wholesalers -----	6 023	20 676 079	1 549 360	361 777	67 100	3 139 688	2 148 647	2 022 079
	Wholesale distributors and jobbers -----	5 877	20 107 985	1 517 697	354 675	65 523	3 063 276	2 092 675	1 972 961
	Importers -----	55	200 194	16 774	3 819	768	37 459	20 947	23 636
	Exporters -----	40	120 134	8 077	1 643	328	18 468	9 595	12 917
	Terminal grain elevators -----	1	(D)	(D)	(D)	AA	(D)	(D)	(D)
	Country grain elevators -----	11	(D)	(D)	(D)	BB	(D)	(D)	(D)
	Assemblers of farm products, except country grain elevators -----	39	219 839	5 417	1 290	393	15 414	22 519	9 457
	Manufacturers' sales branches and sales offices -----	498	6 781 656	295 374	75 010	8 921	652 453	258 217	240 519
	Sales branches (with stock) -----	322	3 651 879	207 505	51 520	6 672	445 991	258 217	240 519
	Sales offices (without stock) -----	176	3 129 777	87 869	23 490	2 249	206 462	-	-
	Agents, brokers, and commission merchants -----	545	4 513 694	105 978	23 969	4 059	211 257	7 297	6 789
	Auction companies -----	34	711 690	6 410	1 553	858	15 095	118	8
	Brokers -----	112	1 453 519	30 847	7 635	1 122	64 347	720	319
	Commission merchants -----	84	486 097	14 248	2 888	579	28 525	1 331	1 355
	Import agents -----	2	(D)	(D)	(D)	BB	(D)	(D)	(D)
	Export agents -----	4	(D)	(D)	(D)	AA	(D)	(D)	(D)
	Manufacturers' agents -----	309	1 828 805	53 742	11 752	1 470	101 477	5 128	5 107
	TYPES OF OPERATION BY KIND OF BUSINESS								
	Wholesale trade -----	7 066	31 971 429	1 950 712	460 756	80 080	4 003 398	2 414 161	2 269 387
50	Durable goods -----	4 846	16 234 447	1 260 367	300 682	47 894	2 448 191	1 425 203	1 516 467
501	Motor vehicles and motor vehicle parts and supplies -----	854	2 515 424	149 320	35 589	7 208	311 884	242 630	249 340
5012	Automobiles and other motor vehicles -----	191	1 286 815	47 473	11 121	2 128	100 192	68 481	72 070
5013	Motor vehicle supplies and new parts -----	434	677 036	71 874	17 332	3 518	149 815	115 339	111 815
5014	Tires and tubes -----	88	495 116	20 296	4 896	944	41 504	51 645	57 600
5015	Motor vehicle parts, used -----	141	56 457	9 677	2 240	618	20 373	7 165	7 855
502	Furniture and homefurnishings -----	192	427 146	46 861	10 908	2 299	99 325	47 330	49 566
5021	Furniture -----	103	177 835	22 146	4 945	1 033	43 995	13 303	14 476
5023	Homefurnishings -----	89	249 311	24 715	5 963	1 266	55 330	34 027	35 090
503	Lumber and other construction materials -----	384	1 726 392	96 380	22 508	3 803	196 988	88 708	99 186
5031	Lumber, plywood, millwork, and wood panels -----	210	1 144 110	61 621	14 627	2 506	121 101	61 161	69 144
5032	Brick, stone, and related construction materials -----	77	306 730	13 947	3 127	550	35 772	12 518	12 304
5033	Roofing, siding, and insulation materials -----	42	133 793	7 253	1 714	271	16 649	7 916	9 532
5039	Construction materials, n.e.c. -----	55	141 759	13 559	3 040	476	23 466	7 113	8 206
504	Professional and commercial equipment and supplies -----	611	1 689 401	226 673	55 750	7 122	415 835	93 383	98 873
5043	Photographic equipment and supplies -----	10	11 726	1 808	528	82	3 802	850	842
5044	Office equipment -----	139	239 657	50 288	12 166	1 853	85 443	18 997	16 833
5045	Computers and computer peripheral equipment and software -----	202	894 808	104 367	26 550	2 769	196 391	33 877	36 848
5046	Commercial equipment, n.e.c. -----	56	80 479	10 897	2 459	483	23 141	6 307	6 279
5047	Medical, dental, and hospital equipment and supplies -----	151	406 988	50 732	11 965	1 524	90 727	28 117	32 922
5048	Ophthalmic goods -----	18	9 925	1 799	500	110	3 464	752	709
5049	Professional equipment and supplies, n.e.c. -----	35	45 818	6 782	1 582	301	12 867	4 483	4 440
505	Metals and minerals, except petroleum -----	208	2 162 867	106 418	25 060	3 558	204 806	207 018	201 287
5051	Metals service centers and offices -----	184	1 929 151	103 199	24 332	3 453	195 165	186 074	186 836
5052	Coal and other minerals and ores -----	24	233 716	3 219	728	105	9 641	20 944	14 451
506	Electrical goods -----	517	2 392 081	135 717	33 018	4 612	250 670	109 631	114 611
5063	Electrical apparatus and equipment, wiring supplies, and construction materials -----	278	1 019 150	83 672	20 749	2 982	155 738	78 837	81 669
5064	Electrical appliances, television and radio sets -----	40	96 930	5 303	1 253	249	9 708	5 965	6 515
5065	Electronic parts and equipment, n.e.c. -----	199	1 276 001	46 742	11 016	1 381	85 224	24 829	26 427
507	Hardware, and plumbing and heating equipment and supplies -----	390	825 060	83 699	19 402	3 293	160 471	106 820	114 673
5072	Hardware -----	139	220 945	29 840	7 135	1 215	57 380	26 702	28 534
5074	Plumbing and heating equipment and supplies (hydronics) -----	122	283 876	24 969	5 615	988	47 082	30 467	30 468
5075	Warm air heating and air-conditioning equipment and supplies -----	105	283 556	22 911	5 313	873	46 399	43 795	49 621
5078	Refrigeration equipment and supplies -----	24	36 683	5 979	1 339	217	9 610	5 856	6 050
508	Machinery, equipment, and supplies -----	1 172	2 851 376	309 150	73 583	11 128	563 694	430 387	463 684
5082	Construction and mining (except petroleum) machinery and equipment -----	122	572 346	70 172	17 326	2 177	117 979	192 441	201 759
5083	Farm and garden machinery and equipment -----	168	320 246	27 931	5 961	1 371	55 565	73 950	81 753
5084	Industrial machinery and equipment -----	423	895 278	98 786	24 297	3 307	177 825	66 952	68 136
5085	Industrial supplies -----	320	809 503	80 418	18 806	2 910	152 470	75 409	77 936
5087	Service establishment equipment and supplies -----	107	120 182	17 554	3 944	768	31 919	10 503	10 573
5088	Transportation equipment and supplies, except motor vehicles -----	32	133 821	14 289	3 249	595	27 936	11 132	23 527
509	Miscellaneous durable goods -----	518	1 644 700	106 149	24 864	4 871	244 518	99 296	125 247
5091	Sporting and recreational goods and supplies -----	69	447 796	11 107	1 932	466	24 058	10 940	15 349
5092	Toys and hobby goods and supplies -----	25	84 111	5 053	1 231	328	12 103	11 170	20 596
5093	Scrap and waste materials -----	175	553 314	44 291	11 222	2 116	103 992	40 890	49 664
5094	Jewelry, watches, precious stones, and precious metals -----	36	62 577	6 004	1 417	231	13 755	10 650	12 010
5099	Durable goods, n.e.c. -----	213	496 722	39 694	9 062	1 730	90 610	25 646	27 628

Table 1. Summary Statistics for the State: 1992 —Con.

[For meaning of abbreviations and symbols, see introductory text. For explanation of terms and comparability of 1987 and 1992 censuses, see appendix A]

SIC code	Type of operation and kind of business	Estab-lish-ments (number)	Sales (\$1,000)	Annual payroll (\$1,000)	First-quarter payroll (\$1,000)	Paid employees for pay period including March 12 (number)	Operating expenses (\$1,000)	End-of-1991 inventories (\$1,000)	End-of-1992 inventories (\$1,000)
TYPES OF OPERATION BY KIND OF BUSINESS — Con.									
Wholesale trade — Con.									
51	Nondurable goods	2 220	15 736 982	690 345	160 074	32 186	1 555 207	988 958	752 920
511	Paper and paper products	237	612 073	67 160	16 289	2 915	120 429	51 633	50 331
5111	Printing and writing paper	31	124 941	11 909	3 118	383	22 696	12 898	11 288
5112	Stationery and office supplies	163	296 128	33 754	8 298	1 689	61 784	17 659	18 306
5113	Industrial and personal service paper	43	191 004	21 497	4 873	843	35 949	21 076	20 737
512	Drugs, drug proprietaries, and druggists' sundries	72	1 779 497	43 698	9 222	1 543	87 422	327 136	63 423
5122	Drugs, drug proprietaries, and druggists' sundries	72	1 779 497	43 698	9 222	1 543	87 422	327 136	63 423
513	Apparel, piece goods, and notions	121	312 715	17 858	4 050	971	45 077	14 541	14 645
5131	Piece goods, notions, and other dry goods	33	54 368	978	236	9 827	4 929	4 929	4 752
5136	Men's and boys' clothing and furnishings	33	76 961	6 620	1 551	386	15 434	6 702	7 484
5137	Women's, children's, and infants' clothing and accessories	44	134 258	5 405	1 143	287	16 659	2 456	1 780
5139	Footwear	11	47 128	1 711	378	62	3 157	454	629
514	Groceries and related products	473	5 656 876	248 345	56 686	10 989	553 572	193 538	215 852
5141	Groceries, general line	43	1 694 056	56 048	13 550	2 464	105 995	78 741	79 377
5142	Packaged frozen foods	35	485 648	24 887	5 508	1 037	52 910	19 955	25 013
5143	Dairy products, except dried or canned	33	325 354	7 601	1 926	308	14 637	861	1 047
5144	Poultry and poultry products	28	113 676	3 300	689	205	9 000	382	591
5145	Confectionery	45	244 620	19 363	4 510	892	68 538	8 087	9 192
5146	Fish and seafoods	55	67 904	5 767	1 141	625	13 319	2 441	2 923
5147	Meats and meat products	30	269 920	10 959	2 455	522	21 636	4 802	5 408
5148	Fresh fruits and vegetables	54	191 678	16 801	3 581	901	34 244	2 952	3 070
5149	Groceries and related products, n.e.c.	150	2 264 020	103 619	23 326	4 035	233 293	75 317	89 231
515	Farm-product raw materials	119	1 199 519	19 191	4 230	1 476	66 025	94 746	89 179
5153	Grain and field beans	29	153 081	4 639	1 162	217	11 927	7 006	6 842
5154	Livestock	43	388 084	4 952	1 064	816	13 177	1 010	1 106
5159	Farm-product raw materials, n.e.c.	47	658 354	9 600	2 004	443	40 921	86 730	81 231
516	Chemicals and allied products	160	821 445	47 285	11 552	1 498	105 899	32 528	26 327
5162	Plastics materials and basic forms and shapes	30	77 650	6 441	1 555	282	14 383	3 001	3 202
5169	Chemicals and allied products, n.e.c.	130	743 795	40 844	9 997	1 216	91 516	29 527	23 125
517	Petroleum and petroleum products	340	2 971 098	78 774	19 262	4 167	215 171	98 432	95 974
5171	Petroleum bulk stations and terminals	277	2 507 465	63 145	15 696	3 315	172 707	89 797	87 442
5172	Petroleum and petroleum products wholesalers, except bulk stations and terminals	63	463 633	15 629	3 566	852	42 464	8 635	8 532
518	Beer, wine, and distilled alcoholic beverages	79	657 918	52 949	11 866	2 182	98 547	33 550	35 146
5181	Beer and ale	49	476 493	44 446	9 897	1 779	82 306	25 173	26 313
5182	Wine and distilled alcoholic beverages	30	181 425	8 503	1 969	403	16 241	8 377	8 833
519	Miscellaneous nondurable goods	619	1 725 841	115 085	26 917	6 445	263 065	142 854	162 043
5191	Farm supplies	303	646 210	42 551	9 836	2 267	93 966	63 167	71 089
5192	Books, periodicals, and newspapers	38	135 658	13 771	3 687	688	30 302	8 598	10 909
5193	Flowers, nursery stock, and florists' supplies	81	147 587	17 295	4 103	1 257	45 772	16 871	18 859
5194	Tobacco and tobacco products	21	603 692	18 665	4 163	984	43 151	43 494	49 896
5198	Paints, varnishes, and supplies	44	62 716	6 134	1 477	278	12 999	4 848	5 065
5199	Nondurable goods, n.e.c.	132	129 978	16 669	3 651	971	36 875	5 876	6 225
Merchant wholesalers		6 023	20 676 079	1 549 360	361 777	67 100	3 139 688	2 148 647	2 022 079
50	Durable goods	4 185	9 950 328	1 013 785	238 495	41 252	1 956 210	1 251 536	1 352 550
501	Motor vehicles and motor vehicle parts and supplies	805	1 476 458	130 956	31 159	6 396	273 623	203 344	204 715
5012	Automobiles and other motor vehicles	174	696 186	37 738	8 604	1 623	78 575	58 618	58 350
5013	Motor vehicle supplies and new parts	410	(D)	(D)	(D)	HH	(D)	(D)	(D)
5014	Tires and tubes	80	(D)	(D)	(D)	FF	(D)	(D)	(D)
5015	Motor vehicle parts, used	141	56 457	9 677	2 240	618	20 373	7 165	7 855
502	Furniture and homefurnishings	172	314 629	41 437	9 539	2 109	81 807	35 781	39 020
5021	Furniture	87	154 058	21 180	4 720	994	42 093	13 183	14 411
5023	Homefurnishings	85	160 571	20 257	4 819	1 115	39 714	22 598	24 609
503	Lumber and other construction materials	326	1 336 114	82 582	19 056	3 318	162 487	75 923	88 320
5031	Lumber, plywood, millwork, and wood panels	189	1 040 900	56 277	13 142	2 295	109 985	57 974	66 789
5032	Brick, stone, and related construction materials	56	78 802	8 751	1 880	399	19 294	5 020	5 709
5033	Roofing, siding, and insulation materials	35	103 317	6 318	1 545	232	14 475	6 931	8 733
5039	Construction materials, n.e.c.	46	113 095	11 236	2 489	392	18 733	5 998	7 089
504	Professional and commercial equipment and supplies	532	836 157	128 546	30 453	4 944	230 336	67 477	73 134
5043	Photographic equipment and supplies	10	11 726	1 808	528	82	3 802	850	842
5044	Office equipment	128	(D)	(D)	(D)	GG	(D)	(D)	(D)
5045	Computers and computer peripheral equipment and software	162	255 143	31 416	7 282	1 205	56 403	15 896	17 576
5046	Commercial equipment, n.e.c.	55	(D)	(D)	(D)	EE	(D)	(D)	(D)
5047	Medical, dental, and hospital equipment and supplies	128	295 414	43 314	10 232	1 337	76 587	25 167	29 398
5048	Ophthalmic goods	17	(D)	(D)	(D)	CC	(D)	(D)	(D)
5049	Professional equipment and supplies, n.e.c.	32	39 385	6 423	1 490	289	12 271	4 206	4 414
505	Metals and minerals, except petroleum	163	1 032 971	89 836	20 929	3 103	166 406	175 329	175 806
5051	Metals service centers and offices	144	(D)	(D)	(D)	HH	(D)	(D)	(D)
5052	Coal and other minerals and ores	19	(D)	(D)	(D)	BB	(D)	(D)	(D)
506	Electrical goods	374	961 848	100 258	24 195	3 734	187 541	101 469	107 658
5063	Electrical apparatus and equipment, wiring supplies, and construction materials	208	660 817	68 538	17 175	2 600	128 304	77 054	80 025
5064	Electrical appliances, television and radio sets	36	37 482	4 686	1 093	229	8 443	5 023	5 579
5065	Electronic parts and equipment, n.e.c.	130	263 549	27 034	5 927	905	50 794	19 392	22 054

Table 1. Summary Statistics for the State: 1992 —Con.

[For meaning of abbreviations and symbols, see introductory text. For explanation of terms and comparability of 1987 and 1992 censuses, see appendix A]

SIC code	Type of operation and kind of business	Establishments (number)	Sales (\$1,000)	Annual payroll (\$1,000)	First-quarter payroll (\$1,000)	Paid employees for pay period including March 12 (number)	Operating expenses (\$1,000)	End-of-1991 inventories (\$1,000)	End-of-1992 inventories (\$1,000)
TYPES OF OPERATION BY KIND OF BUSINESS —Con.									
Merchant wholesalers —Con.									
50	Durable goods —Con.								
507	Hardware, and plumbing and heating equipment and supplies	343	656 975	73 926	16 946	3 001	143 050	100 556	110 155
5072	Hardware	125	(D)	(D)	(D)	GG	(D)	(D)	(D)
5074	Plumbing and heating equipment and supplies (hydronics)	106	208 794	21 821	4 886	899	41 976	29 510	29 755
5075	Warm air heating and air-conditioning equipment and supplies	89	236 267	19 724	4 519	782	40 389	40 852	48 122
5078	Refrigeration equipment and supplies	23	(D)	(D)	(D)	CC	(D)	(D)	(D)
508	Machinery, equipment, and supplies	1 006	2 256 989	272 995	64 592	10 124	496 773	393 557	429 629
5082	Construction and mining (except petroleum) machinery and equipment	106	509 925	62 879	15 423	1 930	106 606	166 522	179 407
5083	Farm and garden machinery and equipment	166	(D)	(D)	(D)	GG	(D)	(D)	(D)
5084	Industrial machinery and equipment	323	606 195	79 390	19 321	2 810	142 014	61 018	61 738
5085	Industrial supplies	282	595 195	72 955	17 149	2 724	136 227	73 030	74 965
5087	Service establishment equipment and supplies	98	(D)	(D)	(D)	FF	(D)	(D)	(D)
5088	Transportation equipment and supplies, except motor vehicles	31	(D)	(D)	(D)	FF	(D)	(D)	(D)
509	Miscellaneous durable goods	464	1 078 187	93 249	21 626	4 523	214 187	98 100	124 113
5091	Sporting and recreational goods and supplies	58	84 336	7 122	1 396	388	16 167	10 421	14 951
5092	Toys and hobby goods and supplies	22	78 743	4 612	1 155	308	11 215	11 159	20 586
5093	Scrap and waste materials	164	429 866	39 084	9 307	2 001	93 457	40 385	48 988
5094	Jewelry, watches, precious stones, and precious metals	34	(D)	(D)	(D)	CC	(D)	(D)	(D)
5099	Durable goods, n.e.c.	186	(D)	(D)	(D)	GG	(D)	(D)	(D)
51	Nondurable goods	1 838	10 725 751	535 575	123 282	25 848	1 183 478	897 111	669 529
511	Paper and paper products	197	451 643	58 306	14 250	2 655	103 866	47 898	46 532
5111	Printing and writing paper	27	102 252	10 647	2 842	348	19 721	11 726	9 951
5112	Stationery and office supplies	136	206 005	29 649	7 293	1 557	54 155	17 308	17 923
5113	Industrial and personal service paper	34	143 386	18 010	4 115	750	29 990	18 864	18 658
512	Drugs, drug proprietaries, and druggists' sundries	64	1 599 392	37 275	7 577	1 392	75 076	327 061	63 406
5122	Drugs, drug proprietaries, and druggists' sundries	64	1 599 392	37 275	7 577	1 392	75 076	327 061	63 406
513	Apparel, piece goods, and notions	102	196 899	14 478	3 279	861	36 956	11 784	12 087
5131	Piece goods, notions, and other dry goods	30	(D)	(D)	(D)	CC	(D)	(D)	(D)
5136	Men's and boys' clothing and furnishings	27	(D)	(D)	(D)	EE	(D)	(D)	(D)
5137	Women's, children's, and infants' clothing and accessories	40	110 430	4 653	1 049	274	15 197	2 324	1 780
5139	Footwear	5	4 869	1 009	192	42	1 495	454	629
514	Groceries and related products	348	3 155 972	151 760	34 405	6 980	317 411	179 600	200 076
5141	Groceries, general line	34	1 226 888	47 087	11 633	2 080	90 001	78 741	79 377
5142	Packaged frozen foods	22	367 418	22 145	4 800	794	44 509	17 776	21 024
5143	Dairy products, except dried or canned	20	83 838	958	216	62	2 128	256	428
5144	Poultry and poultry products	20	20 406	1 134	225	72	2 231	112	137
5145	Confectionery	33	58 810	4 484	1 012	245	8 859	7 649	8 318
5146	Fish and seafoods	54	(D)	(D)	(D)	FF	(D)	(D)	(D)
5147	Meats and meat products	24	125 869	8 489	2 016	432	16 271	4 284	4 788
5148	Fresh fruits and vegetables	53	(D)	(D)	(D)	FF	(D)	(D)	(D)
5149	Groceries and related products, n.e.c.	88	(D)	(D)	(D)	GG	(D)	(D)	(D)
515	Farm-product raw materials	82	925 561	15 499	3 410	771	57 937	94 290	88 934
5153	Grain and field beans	27	(D)	(D)	(D)	CC	(D)	(D)	(D)
5154	Livestock	14	130 850	1 613	313	140	5 942	619	894
5159	Farm-product raw materials, n.e.c.	41	(D)	(D)	(D)	EE	(D)	(D)	(D)
516	Chemicals and allied products	110	266 584	26 278	6 136	971	54 478	16 551	17 453
5162	Plastics materials and basic forms and shapes	24	58 210	5 723	1 418	259	12 554	2 696	2 847
5169	Chemicals and allied products, n.e.c.	86	208 374	20 555	4 718	712	41 924	13 855	14 606
517	Petroleum and petroleum products	305	1 951 728	72 942	17 676	3 978	197 885	49 802	50 333
5171	Petroleum bulk stations and terminals	243	(D)	(D)	(D)	HH	(D)	(D)	(D)
5172	Petroleum and petroleum products wholesalers, except bulk stations and terminals	62	(D)	(D)	(D)	FF	(D)	(D)	(D)
518	Beer, wine, and distilled alcoholic beverages	75	560 538	51 558	11 558	2 138	94 699	32 932	34 472
5181	Beer and ale	47	(D)	(D)	(D)	GG	(D)	(D)	(D)
5182	Wine and distilled alcoholic beverages	28	(D)	(D)	(D)	EE	(D)	(D)	(D)
519	Miscellaneous nondurable goods	555	1 617 434	107 479	24 991	6 102	245 170	137 193	156 236
5191	Farm supplies	288	617 882	41 148	9 481	2 191	90 183	60 594	68 374
5192	Books, periodicals, and newspapers	29	122 171	12 425	3 316	637	26 528	8 584	10 895
5193	Flowers, nursery stock, and florists' supplies	75	130 245	16 737	3 975	1 224	44 662	16 834	18 859
5194	Tobacco and tobacco products	21	603 692	18 665	4 163	984	43 151	43 494	49 896
5198	Paints, varnishes, and supplies	21	22 880	2 342	524	125	5 122	1 812	1 988
5199	Nondurable goods, n.e.c.	121	120 564	16 162	3 532	941	35 524	5 875	6 224
Manufacturers' sales branches and sales offices									
50	Durable goods	291	3 854 575	181 201	47 147	4 707	357 333	168 492	158 541
501	Motor vehicles and motor vehicle parts and supplies	30	399 523	12 196	3 104	516	24 987	39 236	44 575
502	Furniture and homefurnishings	4	(D)	(D)	(D)	BB	(D)	(D)	(D)
503	Lumber and other construction materials	39	307 619	11 405	3 001	415	28 329	12 742	10 834
504	Professional and commercial equipment and supplies	49	774 132	92 865	24 086	2 037	175 183	25 755	25 295
505	Metals and minerals, except petroleum	25	1 051 079	13 911	3 473	386	33 006	30 523	24 255
506	Electrical goods	57	852 706	19 274	5 234	466	32 376	7 736	6 522

Table 1. Summary Statistics for the State: 1992 —Con.

[For meaning of abbreviations and symbols, see introductory text. For explanation of terms and comparability of 1987 and 1992 censuses, see appendix A]

SIC code	Type of operation and kind of business	Estab-lish-ments (number)	Sales (\$1,000)	Annual payroll (\$1,000)	First-quarter payroll (\$1,000)	Paid employees for pay period including March 12 (number)	Operating expenses (\$1,000)	End-of-1991 inventories (\$1,000)	End-of-1992 inventories (\$1,000)
TYPES OF OPERATION BY KIND OF BUSINESS — Con.									
Manufacturers' sales branches and sales offices — Con.									
50	Durable goods — Con.								
507	Hardware, and plumbing and heating equipment and supplies -----	16	(D)	(D)	(D)	CC	(D)	(D)	(D)
508	Machinery, equipment, and supplies -----	70	358 638	22 807	5 881	619	42 367	34 761	32 170
509	Miscellaneous durable goods -----	1	(D)	(D)	(D)	AA	(D)	(D)	(D)
51	Nondurable goods -----	207	2 927 081	114 173	27 863	4 214	295 120	89 725	81 978
511	Paper and paper products -----	28	75 573	6 251	1 571	185	11 814	3 504	3 767
512	Drugs, drug proprietaries, and druggists' sundries -----	2	(D)	(D)	(D)	BB	(D)	(D)	(D)
513	Apparel, piece goods, and notions -----	6	13 645	1 155	317	64	2 859	2 271	2 468
514	Groceries and related products -----	56	1 023 316	70 466	16 422	2 931	188 664	13 682	15 421
515	Farm-product raw materials -----	—	—	—	—	—	—	—	—
516	Chemicals and allied products -----	40	536 379	19 485	5 117	485	48 730	15 977	8 874
517	Petroleum and petroleum products -----	34	(D)	(D)	(D)	CC	(D)	(D)	(D)
518	Beer, wine, and distilled alcoholic beverages -----	1	(D)	(D)	(D)	AA	(D)	(D)	(D)
519	Miscellaneous nondurable goods -----	40	67 561	5 528	1 447	268	13 751	5 661	5 807
	Agents, brokers, and commission merchants ----	545	4 513 694	105 978	23 969	4 059	211 257	7 297	6 789
50	Durable goods -----	370	2 429 544	65 381	15 040	1 935	134 648	5 175	5 376
501	Motor vehicles and motor vehicle parts and supplies -----	19	639 443	6 168	1 326	296	13 274	50	50
502	Furniture and homefurnishings -----	16	(D)	(D)	(D)	CC	(D)	(D)	(D)
503	Lumber and other construction materials -----	19	82 659	2 393	451	70	6 172	43	32
504	Professional and commercial equipment and supplies -----	30	79 112	5 262	1 211	141	10 316	151	444
505	Metals and minerals, except petroleum -----	20	78 817	2 671	658	69	5 394	1 166	1 226
506	Electrical goods -----	86	577 527	16 185	3 589	412	30 753	426	431
507	Hardware, and plumbing and heating equipment and supplies -----	31	(D)	(D)	(D)	CC	(D)	(D)	(D)
508	Machinery, equipment, and supplies -----	96	235 749	13 348	3 110	385	24 554	2 069	1 885
509	Miscellaneous durable goods -----	53	(D)	(D)	(D)	EE	(D)	(D)	(D)
51	Nondurable goods -----	175	2 084 150	40 597	8 929	2 124	76 609	2 122	1 413
511	Paper and paper products -----	12	84 857	2 603	468	75	4 749	231	32
512	Drugs, drug proprietaries, and druggists' sundries -----	6	(D)	(D)	(D)	BB	(D)	(D)	(D)
513	Apparel, piece goods, and notions -----	13	102 171	2 225	454	46	5 262	486	90
514	Groceries and related products -----	69	1 477 588	26 119	5 859	1 078	47 497	256	355
515	Farm-product raw materials -----	37	273 958	3 692	820	705	8 088	456	245
516	Chemicals and allied products -----	10	18 482	1 522	299	42	2 691	—	—
517	Petroleum and petroleum products -----	1	(D)	(D)	(D)	AA	(D)	(D)	(D)
518	Beer, wine, and distilled alcoholic beverages -----	3	(D)	(D)	(D)	BB	(D)	(D)	(D)
519	Miscellaneous nondurable goods -----	24	40 846	2 078	479	75	4 144	—	—

Table 2. Selected Ratios for the State: 1992 – Con.

[For meaning of abbreviations and symbols, see introductory text. For explanation of terms and comparability of 1987 and 1992 censuses, see appendix A]

SIC code	Type of operation and kind of business	Sales		Annual payroll		Employees per establishment ¹ (number)	Operating expenses as percent of sales	End-of-1992 inventories as percent of sales
		Per establishment (dollars)	Per employee ¹ (dollars)	Per employee ¹ (dollars)	As percent of operating expenses			
	Wholesale trade – Con.							
51	Nondurable goods – Con.							
517	Petroleum and petroleum products	8 738 524	713 006	18 904	36.6	12	7.2	3.2
5171	Petroleum bulk stations and terminals	9 052 220	756 400	19 048	36.6	12	6.9	3.5
5172	Petroleum and petroleum products wholesalers, except bulk stations and terminals	7 359 254	544 170	18 344	36.8	14	9.2	1.8
518	Beer, wine, and distilled alcoholic beverages	8 328 076	301 521	24 266	53.7	28	15.0	5.3
5181	Beer and ale	9 724 347	267 843	24 984	54.0	36	17.3	5.5
5182	Wine and distilled alcoholic beverages	6 047 500	450 186	21 099	52.4	13	9.0	4.9
519	Miscellaneous nondurable goods	2 788 111	267 780	17 856	43.7	10	15.2	9.4
5191	Farm supplies	2 132 706	285 051	18 770	45.3	7	14.5	11.0
5192	Books, periodicals, and newspapers	3 569 947	197 177	20 016	45.4	18	22.3	8.0
5193	Flowers, nursery stock, and florists' supplies	1 822 062	117 412	13 759	37.8	16	31.0	12.8
5194	Tobacco and tobacco products	28 747 238	613 508	18 968	43.3	47	7.1	8.3
5198	Paints, varnishes, and supplies	1 425 364	225 597	22 065	47.2	6	20.7	8.1
5199	Nondurable goods, n.e.c.	984 682	133 860	17 167	45.2	7	28.4	4.8
	Merchant wholesalers	3 432 854	308 138	23 090	49.3	11	15.2	9.8
50	Durable goods	2 377 617	241 208	24 575	51.8	10	19.7	13.6
501	Motor vehicles and motor vehicle parts and supplies	1 834 109	230 841	20 475	47.9	8	18.5	13.9
5012	Automobiles and other motor vehicles	4 001 069	428 950	23 252	48.0	9	11.3	8.4
5013	Motor vehicle supplies and new parts	(D)	(D)	(D)	(D)	(D)	(D)	(D)
5014	Tires and tubes	(D)	(D)	(D)	(D)	(D)	(D)	(D)
5015	Motor vehicle parts, used	400 404	91 354	15 659	47.5	4	36.1	13.9
502	Furniture and home furnishings	1 829 238	149 184	19 648	50.7	12	26.0	12.4
5021	Furniture	1 770 782	154 988	21 308	50.3	11	27.3	9.4
5023	Home furnishings	1 889 071	144 010	18 168	51.0	13	24.7	15.3
503	Lumber and other construction materials	4 098 509	402 687	24 889	50.8	10	12.2	6.6
5031	Lumber, plywood, millwork, and wood panels	5 507 407	453 551	24 522	51.2	12	10.6	6.4
5032	Brick, stone, and related construction materials	1 407 179	197 499	21 932	45.4	7	24.5	7.2
5033	Roofing, siding, and insulation materials	2 951 914	445 332	27 233	43.6	7	14.0	8.5
5039	Construction materials, n.e.c.	2 458 587	288 508	28 663	60.0	9	16.6	6.3
504	Professional and commercial equipment and supplies	1 571 724	169 126	26 000	55.8	9	27.5	8.7
5043	Photographic equipment and supplies	1 172 600	143 000	22 049	47.6	8	32.4	7.2
5044	Office equipment	(D)	(D)	(D)	(D)	(D)	(D)	(D)
5045	Computers and computer peripheral equipment and software	1 574 957	211 737	26 071	55.7	7	22.1	6.9
5046	Commercial equipment, n.e.c.	(D)	(D)	(D)	(D)	(D)	(D)	(D)
5047	Medical, dental, and hospital equipment and supplies	2 307 922	220 953	32 396	56.6	10	25.9	10.0
5048	Ophthalmic goods	(D)	(D)	(D)	(D)	(D)	(D)	(D)
5049	Professional equipment and supplies, n.e.c.	1 230 781	136 280	22 225	52.3	9	31.2	11.2
505	Metals and minerals, except petroleum	6 337 245	332 894	28 951	54.0	19	16.1	17.0
5051	Metals service centers and offices	(D)	(D)	(D)	(D)	(D)	(D)	(D)
5052	Coal and other minerals and ores	(D)	(D)	(D)	(D)	(D)	(D)	(D)
506	Electrical goods	2 571 786	257 592	26 850	53.5	10	19.5	11.2
5063	Electrical apparatus and equipment, wiring supplies, and construction materials	3 177 005	254 160	26 361	53.4	13	19.4	12.1
5064	Electrical appliances, television and radio sets	1 041 167	163 677	20 463	55.5	6	22.5	14.9
5065	Electronic parts and equipment, n.e.c.	2 027 300	291 214	29 872	53.2	7	19.3	8.4
507	Hardware, and plumbing and heating equipment and supplies	1 915 379	218 919	24 634	51.7	9	21.8	16.8
5072	Hardware	(D)	(D)	(D)	(D)	(D)	(D)	(D)
5074	Plumbing and heating equipment and supplies (hydronics)	1 969 755	232 251	24 273	52.0	8	20.1	14.3
5075	Warm air heating and air-conditioning equipment and supplies	2 654 685	302 132	25 223	48.8	9	17.1	20.4
5078	Refrigeration equipment and supplies	(D)	(D)	(D)	(D)	(D)	(D)	(D)
508	Machinery, equipment, and supplies	2 243 528	222 935	26 965	55.0	10	22.0	19.0
5082	Construction and mining (except petroleum) machinery and equipment	4 810 613	264 210	32 580	59.0	18	20.9	35.2
5083	Farm and garden machinery and equipment	(D)	(D)	(D)	(D)	(D)	(D)	(D)
5084	Industrial machinery and equipment	1 876 765	215 728	28 253	55.9	9	23.4	10.2
5085	Industrial supplies	2 110 621	218 500	26 782	53.6	10	22.9	12.6
5087	Service establishment equipment and supplies	(D)	(D)	(D)	(D)	(D)	(D)	(D)
5088	Transportation equipment and supplies, except motor vehicles	(D)	(D)	(D)	(D)	(D)	(D)	(D)
509	Miscellaneous durable goods	2 323 679	238 379	20 617	43.5	10	19.9	11.5
5091	Sporting and recreational goods and supplies	1 454 069	217 361	18 356	44.1	7	19.2	17.7
5092	Toys and hobby goods and supplies	3 579 227	255 659	14 974	41.1	14	14.2	26.1
5093	Scrap and waste materials	2 621 134	214 826	19 532	41.8	12	21.7	11.4
5094	Jewelry, watches, precious stones, and precious metals	(D)	(D)	(D)	(D)	(D)	(D)	(D)
5099	Durable goods, n.e.c.	(D)	(D)	(D)	(D)	(D)	(D)	(D)
51	Nondurable goods	5 835 555	414 955	20 720	45.3	14	11.0	6.2
511	Paper and paper products	2 292 604	170 110	21 961	56.1	13	23.0	10.3
5111	Printing and writing paper	3 787 111	293 828	30 595	54.0	13	19.3	9.7
5112	Stationery and office supplies	1 514 743	132 309	19 042	54.7	11	26.3	8.7
5113	Industrial and personal service paper	4 217 235	191 181	24 013	60.1	22	20.9	13.0
512	Drugs, drug proprietaries, and druggists' sundries	24 990 500	1 148 989	26 778	49.6	22	4.7	4.0
5122	Drugs, drug proprietaries, and druggists' sundries	24 990 500	1 148 989	26 778	49.6	22	4.7	4.0
513	Apparel, piece goods, and notions	1 930 382	228 686	16 815	39.2	8	18.8	6.1
5131	Piece goods, notions, and other dry goods	(D)	(D)	(D)	(D)	(D)	(D)	(D)
5136	Men's and boys' clothing and furnishings	(D)	(D)	(D)	(D)	(D)	(D)	(D)
5137	Women's, children's, and infants' clothing and accessories	2 760 750	403 029	16 982	30.6	7	13.8	1.6
5139	Footwear	973 800	115 929	24 024	67.5	8	30.7	12.9

See footnotes at end of table.

Table 2. Selected Ratios for the State: 1992 – Con.

[For meaning of abbreviations and symbols, see introductory text. For explanation of terms and comparability of 1987 and 1992 censuses, see appendix A]

SIC code	Type of operation and kind of business	Sales		Annual payroll		Employees per establishment ¹ (number)	Operating expenses as percent of sales	End-of-1992 inventories as percent of sales
		Per establishment (dollars)	Per employee ¹ (dollars)	Per employee ¹ (dollars)	As percent of operating expenses			
Merchant wholesalers – Con.								
51	Nondurable goods – Con.							
514	Groceries and related products	9 068 885	452 145	21 742	47.8	20	10.1	6.3
5141	Groceries, general line	36 084 941	589 850	22 638	52.3	61	7.3	6.5
5142	Packaged frozen foods	16 700 818	462 743	27 890	49.8	36	12.1	5.7
5143	Dairy products, except dried or canned	4 191 900	1 352 226	15 452	45.0	3	2.5	.5
5144	Poultry and poultry products	1 020 300	283 417	15 750	50.8	4	10.9	.7
5145	Confectionery	1 782 121	240 041	18 302	50.6	7	15.1	14.1
5146	Fish and seafoods	(D)	(D)	(D)	(D)	(D)	(D)	(D)
5147	Meats and meat products	5 244 542	291 363	19 650	52.2	18	12.9	3.8
5148	Fresh fruits and vegetables	(D)	(D)	(D)	(D)	(D)	(D)	(D)
5149	Groceries and related products, n.e.c.	(D)	(D)	(D)	(D)	(D)	(D)	(D)
515	Farm-product raw materials	11 287 329	1 200 468	20 102	26.8	9	6.3	9.6
5153	Grain and field beans	(D)	(D)	(D)	(D)	(D)	(D)	(D)
5154	Livestock	9 346 429	934 643	11 521	27.1	10	4.5	.7
5159	Farm-product raw materials, n.e.c.	(D)	(D)	(D)	(D)	(D)	(D)	(D)
516	Chemicals and allied products	2 423 491	274 546	27 063	48.2	9	20.4	6.5
5162	Plastics materials and basic forms and shapes	2 425 417	224 749	22 097	45.6	11	21.6	4.9
5169	Chemicals and allied products, n.e.c.	2 422 953	292 660	28 869	49.0	8	20.1	7.0
517	Petroleum and petroleum products	6 399 108	490 630	18 336	36.9	13	10.1	2.6
5171	Petroleum bulk stations and terminals	(D)	(D)	(D)	(D)	(D)	(D)	(D)
5172	Petroleum and petroleum products wholesalers, except bulk stations and terminals	(D)	(D)	(D)	(D)	(D)	(D)	(D)
518	Beer, wine, and distilled alcoholic beverages	7 473 840	262 179	24 115	54.4	29	16.9	6.1
5181	Beer and ale	(D)	(D)	(D)	(D)	(D)	(D)	(D)
5182	Wine and distilled alcoholic beverages	(D)	(D)	(D)	(D)	(D)	(D)	(D)
519	Miscellaneous nondurable goods	2 914 295	265 066	17 614	43.8	11	15.2	9.7
5191	Farm supplies	2 145 424	282 009	18 780	45.6	8	14.6	11.1
5192	Books, periodicals, and newspapers	4 212 793	191 791	19 505	46.8	22	21.7	8.9
5193	Flowers, nursery stock, and florists' supplies	1 736 600	106 409	13 674	37.5	16	34.3	14.5
5194	Tobacco and tobacco products	28 747 238	613 508	18 968	43.3	47	7.1	8.3
5198	Paints, varnishes, and supplies	1 089 524	183 040	18 736	45.7	6	22.4	8.7
5199	Nondurable goods, n.e.c.	996 397	128 123	17 175	45.5	8	29.5	5.2
Manufacturers' sales branches and sales offices		13 617 783	760 190	33 110	45.3	18	9.6	3.5
50	Durable goods	13 245 962	818 903	38 496	50.7	16	9.3	4.1
501	Motor vehicles and motor vehicle parts and supplies	13 317 433	774 269	23 636	48.8	17	6.3	11.2
502	Furniture and home furnishings	(D)	(D)	(D)	(D)	(D)	(D)	(D)
503	Lumber and other construction materials	7 887 667	741 251	27 482	40.3	11	9.2	3.5
504	Professional and commercial equipment and supplies	15 798 612	380 035	45 589	53.0	42	22.6	3.3
505	Metals and minerals, except petroleum	42 043 160	2 723 003	36 039	42.1	15	3.1	2.3
506	Electrical goods	14 959 754	1 829 841	41 361	59.5	8	3.8	.8
507	Hardware, and plumbing and heating equipment and supplies	(D)	(D)	(D)	(D)	(D)	(D)	(D)
508	Machinery, equipment, and supplies	5 123 400	579 383	36 845	53.8	9	11.8	9.0
509	Miscellaneous durable goods	(D)	(D)	(D)	(D)	(D)	(D)	(D)
51	Nondurable goods	14 140 488	694 609	27 094	38.7	20	10.1	2.8
511	Paper and paper products	2 699 036	408 503	33 789	52.9	7	15.6	5.0
512	Drugs, drug proprietaries, and druggists' sundries	(D)	(D)	(D)	(D)	(D)	(D)	(D)
513	Apparel, piece goods, and notions	2 274 167	213 203	18 047	40.4	11	21.0	18.1
514	Groceries and related products	18 273 500	349 135	24 042	37.3	52	18.4	1.5
515	Farm-product raw materials	-	-	-	-	-	-	-
516	Chemicals and allied products	13 409 475	1 105 936	40 175	40.0	12	9.1	1.7
517	Petroleum and petroleum products	(D)	(D)	(D)	(D)	(D)	(D)	(D)
518	Beer, wine, and distilled alcoholic beverages	(D)	(D)	(D)	(D)	(D)	(D)	(D)
519	Miscellaneous nondurable goods	1 689 025	252 093	20 627	40.2	7	20.4	8.6
Agents, brokers, and commission merchants		8 282 007	1 112 021	26 109	50.2	7	4.7	.2
50	Durable goods	6 566 335	1 255 578	33 789	48.6	5	5.5	.2
501	Motor vehicles and motor vehicle parts and supplies	33 654 895	2 160 280	20 838	46.5	16	2.1	-
502	Furniture and home furnishings	(D)	(D)	(D)	(D)	(D)	(D)	(D)
503	Lumber and other construction materials	4 350 474	1 180 843	34 186	38.8	4	7.5	-
504	Professional and commercial equipment and supplies	2 637 067	561 078	37 319	51.0	5	13.0	.6
505	Metals and minerals, except petroleum	3 940 850	1 142 275	38 710	49.5	3	6.8	1.6
506	Electrical goods	6 715 430	1 401 765	39 284	52.6	5	5.3	.1
507	Hardware, and plumbing and heating equipment and supplies	(D)	(D)	(D)	(D)	(D)	(D)	(D)
508	Machinery, equipment, and supplies	2 455 719	612 335	34 670	54.4	4	10.4	.8
509	Miscellaneous durable goods	(D)	(D)	(D)	(D)	(D)	(D)	(D)
51	Nondurable goods	11 909 429	981 238	19 113	53.0	12	3.7	.1
511	Paper and paper products	7 071 417	1 131 427	34 707	54.8	6	5.6	(D)
512	Drugs, drug proprietaries, and druggists' sundries	(D)	(D)	(D)	(D)	(D)	(D)	(D)
513	Apparel, piece goods, and notions	7 859 308	2 221 109	48 370	42.3	4	5.2	.1
514	Groceries and related products	21 414 319	1 370 675	24 229	55.0	16	3.2	-
515	Farm-product raw materials	7 404 270	388 593	5 237	45.6	19	3.0	.1
516	Chemicals and allied products	1 848 200	440 048	36 238	56.6	4	14.6	-
517	Petroleum and petroleum products	(D)	(D)	(D)	(D)	(D)	(D)	(D)
518	Beer, wine, and distilled alcoholic beverages	(D)	(D)	(D)	(D)	(D)	(D)	(D)
519	Miscellaneous nondurable goods	1 701 917	544 613	27 707	50.1	3	10.1	-

¹Based on number of employees for pay period including March 12.

Table 3. Comparative Statistics for the State: 1992 and 1987 — Con.

[For meaning of abbreviations and symbols, see introductory text. For explanation of terms and comparability of 1987 and 1992 censuses, see appendix A]

SIC code	Type of operation and kind of business	Establishments		Sales			Annual payroll			Paid employees for pay period including March 12	
		1992 (number)	1987 (number)	1992 (\$1,000)	1987 (\$1,000)	Percent change 1987 to 1992	1992 (\$1,000)	1987 (\$1,000)	Percent change 1987 to 1992	1992 (number)	1987 (number)
	Agents, brokers, and commission merchants — Con.										
50	Durable goods — Con.										
507	Hardware, and plumbing and heating equipment and supplies	31	29	(D)	85 997	(D)	(D)	4 106	(D)	CC	150
508	Machinery, equipment, and supplies	96	91	235 749	(D)	(D)	13 348	(D)	(D)	385	EE
509	Miscellaneous durable goods	53	47	(D)	(D)	(D)	(D)	(D)	(D)	EE	EE
51	Nondurable goods	175	167	2 084 150	1 561 564	33.5	40 597	30 486	33.2	2 124	2 224
511	Paper and paper products	12	10	84 857	18 877	349.5	2 603	1 346	93.4	75	69
512	Drugs, drug proprietaries, and druggists' sundries	6	3	(D)	(D)	(D)	(D)	(D)	(D)	BB	AA
513	Apparel, piece goods, and notions	13	11	102 171	46 205	121.1	2 225	1 559	42.7	46	35
514	Groceries and related products	69	77	1 477 588	1 033 604	43.0	26 119	17 917	45.8	1 078	1 058
515	Farm-product raw materials	37	34	273 958	392 402	-30.2	3 692	6 377	-42.1	705	906
516	Chemicals and allied products	10	8	18 482	10 772	71.6	1 522	846	79.9	42	37
517	Petroleum and petroleum products	1	2	(D)	(D)	(D)	(D)	(D)	(D)	AA	AA
518	Beer, wine, and distilled alcoholic beverages	3	2	(D)	(D)	(D)	(D)	(D)	(D)	BB	AA
519	Miscellaneous nondurable goods	24	20	40 846	34 023	20.1	2 078	1 554	33.7	75	86

Table 4. Summary Statistics for Counties and for Places With 2,500 Inhabitants or More: 1992

[For meaning of abbreviations and symbols, see introductory text. For explanation of terms and comparability of 1987 and 1992 censuses, see appendix A. For information on geographic areas followed by ▲, see appendix F]

Geographic area	Estab-lish-ments (number)	Sales (\$1,000)	Annual payroll (\$1,000)	Paid employees for pay period including March 12 (number)	Merchant wholesalers			Other operating types		
					Estab-lish-ments (number)	Sales (\$1,000)	Annual payroll (\$1,000)	Paid employees for pay period including March 12 (number)	Estab-lish-ments (number)	Sales (\$1,000)
Alabama	7 066	31 971 429	1 950 712	80 080	6 023	20 676 079	1 549 360	67 100	1 043	11 295 350
Autauga County	25	45 372	4 064	198	21	(D)	(D)	CC	4	(D)
Prattville (part) ▲	22	(D)	(D)	CC	18	35 346	2 969	165	4	(D)
Balance of county	3	(D)	(D)	BB	3	(D)	(D)	BB	-	-
Baldwin County	160	373 140	25 112	1 144	141	258 553	20 278	954	19	114 587
Bay Minette	15	32 372	1 496	76	15	32 372	1 496	76	-	-
Daphne	24	53 226	3 029	139	17	15 306	2 026	102	7	37 920
Fairhope	22	51 012	2 554	125	19	18 077	1 067	87	3	32 935
Foley	18	17 142	2 576	135	18	17 142	2 576	135	-	-
Gulf Shores	5	5 452	293	10	4	(D)	(D)	AA	1	(D)
Balance of county	76	213 936	15 164	659	68	(D)	(D)	FF	8	(D)
Barbour County	35	54 260	3 956	214	32	52 210	3 843	207	3	2 050
Eufaula	20	29 928	2 337	116	18	(D)	(D)	CC	2	(D)
Balance of county	15	24 332	1 619	98	14	(D)	(D)	BB	1	(D)
Bibb County	12	11 116	708	39	11	(D)	(D)	BB	1	(D)
Brent	-	-	-	-	-	-	-	-	-	-
Centreville	6	7 868	419	22	6	7 868	419	22	-	-
Balance of county	6	3 248	289	17	5	(D)	(D)	AA	1	(D)
Blount County	41	(D)	(D)	CC	38	(D)	(D)	CC	3	(D)
Oneonta	12	64 465	2 583	93	11	(D)	(D)	BB	1	(D)
Balance of county	29	(D)	(D)	CC	27	(D)	(D)	CC	2	(D)
Bullock County	14	25 771	2 120	190	12	(D)	(D)	CC	2	(D)
Union Springs	9	(D)	(D)	CC	7	(D)	(D)	CC	2	(D)
Balance of county	5	(D)	(D)	AA	5	(D)	(D)	AA	-	-
Butler County	27	69 971	4 683	235	24	(D)	(D)	CC	3	(D)
Greenville	24	(D)	(D)	CC	22	48 334	2 502	148	2	(D)
Balance of county	3	(D)	(D)	BB	2	(D)	(D)	AA	1	(D)
Calhoun County	148	645 304	41 018	1 795	136	583 558	36 659	1 617	12	61 746
Anniston	87	472 307	26 976	1 193	82	457 008	25 794	1 138	5	15 299
Glencoe (part) ▲	-	-	-	-	-	-	-	-	-	-
Jacksonville	4	4 459	447	30	4	4 459	447	30	-	-
Oxford (part) ▲	24	(D)	(D)	EE	20	(D)	(D)	CC	4	(D)
Piedmont (part) ▲	6	3 033	300	32	6	3 033	300	32	-	-

Table 4. Summary Statistics for Counties and for Places With 2,500 Inhabitants or More: 1992—Con.

[For meaning of abbreviations and symbols, see introductory text. For explanation of terms and comparability of 1987 and 1992 censuses, see appendix A. For information on geographic areas followed by ▲, see appendix F]

Geographic area	Estab-lish-ments (number)	Sales (\$1,000)	Annual payroll (\$1,000)	Paid employees for pay period including March 12 (number)	Merchant wholesalers			Other operating types	
					Estab-lish-ments (number)	Sales (\$1,000)	Annual payroll (\$1,000)	Paid employees for pay period including March 12 (number)	Estab-lish-ments (number)
Alabama—Con.									
Calhoun County—Con.									
Southside (part) ▲	—	—	—	—	—	—	—	—	—
Weaver	1	(D)	(D)	AA	—	—	—	—	1 (D)
Balance of county	26	(D)	(D)	EE	24	(D)	(D)	CC	2 (D)
Chambers County	26	49 810	4 709	193	25	(D)	(D)	CC	1 (D)
Lafayette	9	22 765	1 257	58	9	22 765	1 257	58	—
Lanett	10	23 244	3 144	108	10	23 244	3 144	108	—
Valley	2	(D)	(D)	AA	1	(D)	(D)	AA	1 (D)
Balance of county	5	(D)	(D)	BB	5	(D)	(D)	BB	—
Cherokee County	26	47 284	3 107	199	25	(D)	(D)	CC	1 (D)
Centre	7	(D)	(D)	BB	6	(D)	(D)	BB	1 (D)
Piedmont (part) ▲	—	—	—	—	—	—	—	—	—
Balance of county	19	(D)	(D)	CC	19	(D)	(D)	CC	—
Chilton County	31	78 848	4 334	284	29	(D)	(D)	EE	2 (D)
Clanton	17	56 267	3 354	207	17	56 267	3 354	207	—
Balance of county	14	22 581	980	77	12	(D)	(D)	BB	2 (D)
Choctaw County	17	59 282	3 459	144	15	(D)	(D)	CC	2 (D)
Clarke County	34	29 041	2 691	187	31	25 595	2 528	180	3 3 446
Jackson	11	(D)	(D)	BB	10	7 586	605	32	1 (D)
Thomasville	14	15 403	1 232	87	12	(D)	(D)	BB	2 (D)
Balance of county	9	(D)	(D)	BB	9	(D)	(D)	BB	—
Clay County	9	5 588	305	21	8	(D)	(D)	BB	1 (D)
Cleburne County	8	(D)	(D)	BB	6	2 534	420	27	2 (D)
Heflin	4	(D)	(D)	AA	3	(D)	(D)	AA	1 (D)
Balance of county	4	(D)	(D)	BB	3	(D)	(D)	AA	1 (D)
Coffee County	50	93 809	4 263	268	44	82 035	3 814	233	6 11 774
Elba	8	(D)	(D)	BB	7	(D)	(D)	BB	1 (D)
Enterprise (part) ▲	28	(D)	(D)	CC	25	(D)	(D)	CC	3 6 713
Balance of county	14	62 128	1 396	75	12	(D)	(D)	BB	2 (D)
Colbert County	123	452 304	24 835	1 214	114	326 258	20 289	1 035	9 126 046
Muscle Shoals	36	73 863	5 358	242	34	(D)	(D)	CC	2 (D)
Sheffield	39	180 021	6 392	322	36	139 667	5 669	300	3 40 354
Tuscumbia	15	84 644	5 506	285	13	(D)	(D)	CC	2 (D)
Balance of county	33	113 776	7 579	365	31	(D)	(D)	EE	2 (D)
Conecuh County	17	24 764	3 354	274	17	24 764	3 354	274	—
Evergreen	14	23 041	2 867	243	14	23 041	2 867	243	—
Balance of county	3	1 723	487	31	3	1 723	487	31	—
Coosa County	8	18 875	1 136	84	6	(D)	(D)	BB	2 (D)
Covington County	67	206 235	11 397	684	62	(D)	(D)	FF	5 (D)
Andalusia	42	109 778	6 790	391	40	(D)	(D)	EE	2 (D)
Opp	13	67 400	2 574	188	11	(D)	(D)	CC	2 (D)
Balance of county	12	29 057	2 033	105	11	(D)	(D)	CC	1 (D)
Crenshaw County	22	156 041	7 897	470	21	(D)	(D)	EE	1 (D)
Luverne	12	(D)	(D)	CC	11	(D)	(D)	CC	1 (D)
Balance of county	10	(D)	(D)	EE	10	(D)	(D)	EE	—
Cullman County	97	293 169	15 699	863	88	222 938	14 894	742	9 70 231
Arab (part) ▲	2	(D)	(D)	AA	1	(D)	(D)	AA	1 (D)
Cullman	69	206 912	11 437	663	64	149 820	10 754	559	5 57 092
Balance of county	26	(D)	(D)	CC	23	(D)	(D)	CC	3 (D)
Dale County	51	211 852	15 389	928	45	205 054	15 133	911	6 6 798
Daleville	2	(D)	(D)	AA	1	(D)	(D)	AA	1 (D)
Dothan (part) ▲	—	—	—	—	—	—	—	—	—
Enterprise (part) ▲	1	(D)	(D)	AA	1	(D)	(D)	AA	—
Ozark	27	192 825	13 895	811	25	(D)	(D)	FF	2 (D)
Balance of county	21	17 444	1 393	110	18	(D)	(D)	CC	3 (D)
Dallas County	67	289 996	14 243	684	63	225 777	12 459	633	4 64 219
Selma	48	251 105	11 771	539	45	(D)	(D)	EE	3 (D)
Balance of county	19	38 891	2 472	145	18	(D)	(D)	CC	1 (D)
DeKalb County	73	269 832	9 896	567	65	190 578	7 430	418	8 79 254
Fort Payne	24	186 093	5 468	253	20	158 367	3 869	177	4 27 726
Rainsville	12	8 489	1 210	73	12	8 489	1 210	73	—
Balance of county	37	75 250	3 218	241	33	23 722	2 351	168	4 51 528
Elmore County	51	57 417	4 288	288	47	(D)	(D)	EE	4 (D)
Millbrook	10	4 018	611	38	10	4 018	611	38	—
Prattville (part) ▲	1	(D)	(D)	AA	—	—	—	—	1 (D)
Tallassee (part) ▲	9	(D)	(D)	BB	9	(D)	(D)	BB	—
Wetumpka	17	33 718	1 949	118	15	(D)	(D)	CC	2 (D)
Balance of county	14	11 987	904	73	13	(D)	(D)	BB	1 (D)
Escambia County	50	71 055	5 871	319	46	65 166	5 484	272	4 5 889
Atmore	18	32 100	2 352	114	18	32 100	2 352	114	—
Brewton	20	31 268	2 405	126	17	(D)	(D)	CC	3 (D)
East Brewton	—	—	—	—	—	—	—	—	—
Balance of county	12	7 687	1 114	79	11	(D)	(D)	BB	1 (D)
Etowah County	148	446 998	34 910	1 655	136	365 487	28 308	1 361	12 81 511
Attalla	21	78 642	7 300	331	18	(D)	(D)	EE	3 (D)
Boaz (part) ▲	2	(D)	(D)	AA	2	(D)	(D)	AA	—
Gadsden	87	295 644	23 292	1 094	80	230 331	17 079	829	7 65 313
Glencoe (part) ▲	4	524	154	10	4	524	154	10	—
Hokes Bluff	3	2 840	283	16	3	2 840	283	16	—

Table 4. Summary Statistics for Counties and for Places With 2,500 Inhabitants or More: 1992—Con.

[For meaning of abbreviations and symbols, see introductory text. For explanation of terms and comparability of 1987 and 1992 censuses, see appendix A. For information on geographic areas followed by ▲, see appendix F]

Geographic area	Estab- lish- ments (number)	Sales (\$1,000)	Annual payroll (\$1,000)	Paid employees for pay period including March 12 (number)	Merchant wholesalers			Other operating types		
					Estab- lish- ments (number)	Sales (\$1,000)	Annual payroll (\$1,000)	Paid employees for pay period including March 12 (number)	Estab- lish- ments (number)	Sales (\$1,000)
Alabama—Con.										
Marengo County	37	78 391	5 114	273	34	68 895	4 970	265	3	9 496
Demopolis	24	48 734	3 961	213	22	(D)	(D)	CC	2	(D)
Linden	6	15 987	747	34	6	15 987	747	34	—	—
Balance of county	7	13 670	406	26	6	(D)	(D)	BB	1	(D)
Marion County	42	166 989	6 823	315	40	(D)	(D)	EE	2	(D)
Haleyville (part) ▲	5	24 166	1 474	45	5	24 166	1 474	45	—	—
Hamilton	5	4 549	420	34	5	4 549	420	34	—	—
Winfield (part) ▲	11	(D)	(D)	BB	10	(D)	(D)	BB	1	(D)
Balance of county	21	(D)	(D)	CC	20	77 379	2 681	136	1	(D)
Marshall County	130	693 341	36 763	1 844	124	674 838	36 121	1 814	6	18 503
Albertville	59	480 958	22 967	1 004	58	(D)	(D)	FF	1	(D)
Arab (part) ▲	7	(D)	(D)	BB	6	(D)	(D)	BB	1	(D)
Boaz (part) ▲	26	(D)	(D)	EE	24	(D)	(D)	EE	2	(D)
Guntersville	23	81 180	4 810	294	21	(D)	(D)	EE	2	(D)
Balance of county	15	18 864	2 680	202	15	18 864	2 680	202	—	—
Mobile County	843	2 822 015	218 702	9 295	705	1 956 835	174 759	7 879	138	865 180
Chickasaw	15	64 569	4 250	180	14	(D)	(D)	CC	1	(D)
Citronelle	4	2 144	207	15	4	2 144	207	15	—	—
Mobile	611	2 271 575	171 203	6 874	498	1 524 726	131 618	5 727	113	746 849
Prichard	35	112 640	14 745	584	31	106 945	14 208	558	4	5 695
Saraland	16	28 752	1 802	96	14	(D)	(D)	BB	2	(D)
Satsuma	1	(D)	(D)	AA	1	(D)	(D)	AA	—	—
Balance of county	161	(D)	(D)	GG	143	(D)	(D)	GG	18	(D)
Monroe County	33	93 474	6 756	339	29	71 285	5 923	282	4	22 189
Monroeville	21	(D)	(D)	CC	19	(D)	(D)	CC	2	(D)
Balance of county	12	(D)	(D)	CC	10	(D)	(D)	BB	2	(D)
Montgomery County	465	2 994 139	158 141	6 182	398	2 436 614	132 952	5 432	67	557 525
Montgomery	449	2 856 691	152 629	5 990	388	2 371 132	128 210	5 269	61	485 559
Balance of county	16	137 448	5 512	192	10	65 482	4 742	163	6	71 966
Morgan County	205	624 440	45 584	1 968	184	(D)	(D)	GG	21	(D)
Decatur (part) ▲	164	(D)	(D)	GG	144	(D)	(D)	GG	20	66 507
Hartselle	15	38 355	2 137	130	15	38 355	2 137	130	—	—
Balance of county	26	(D)	(D)	EE	25	60 618	3 100	216	1	(D)
Perry County	12	19 864	2 052	127	10	(D)	(D)	CC	2	(D)
Marion	6	(D)	(D)	BB	5	6 906	1 369	75	1	(D)
Balance of county	6	(D)	(D)	BB	5	(D)	(D)	BB	1	(D)
Pickens County	21	63 158	2 879	193	20	(D)	(D)	CC	1	(D)
Aliceville	9	33 086	1 494	106	8	(D)	(D)	CC	1	(D)
Balance of county	12	30 072	1 385	87	12	30 072	1 385	87	—	—
Pike County	52	180 716	10 114	488	47	162 314	9 783	454	5	18 402
Troy	33	114 069	6 790	322	31	(D)	(D)	EE	2	(D)
Balance of county	19	66 647	3 324	166	16	(D)	(D)	CC	3	(D)
Randolph County	15	29 551	1 136	90	14	(D)	(D)	BB	1	(D)
Roanoke	7	(D)	(D)	BB	6	(D)	(D)	AA	1	(D)
Balance of county	8	(D)	(D)	BB	8	(D)	(D)	BB	—	—
Russell County	26	72 688	4 520	149	20	24 042	2 634	96	6	48 646
Phenix City (part) ▲	22	(D)	(D)	CC	16	(D)	(D)	BB	6	48 646
Balance of county	4	(D)	(D)	BB	4	(D)	(D)	BB	—	—
St. Clair County	57	(D)	(D)	FF	52	(D)	(D)	FF	5	(D)
Leeds (part) ▲	1	(D)	(D)	AA	1	(D)	(D)	AA	—	—
Moody	—	—	—	—	—	—	—	—	—	—
Pell City	16	15 968	1 953	111	15	(D)	(D)	CC	1	(D)
Balance of county	40	(D)	(D)	FF	36	(D)	(D)	EE	4	(D)
Shelby County	266	2 364 208	99 539	3 385	201	(D)	(D)	GG	65	(D)
Alabaster	24	81 832	3 466	165	20	77 005	3 268	157	4	4 827
Birmingham (part) ▲	20	111 879	6 297	195	12	19 123	3 331	91	8	92 756
Childersburg (part) ▲	—	—	—	—	—	—	—	—	—	—
Columbiana	4	(D)	(D)	CC	3	(D)	(D)	CC	1	(D)
Helena	2	(D)	(D)	AA	2	(D)	(D)	AA	—	—
Hoover (part) ▲	8	24 115	3 782	107	5	2 953	532	29	3	21 162
Leeds (part) ▲	—	—	—	—	—	—	—	—	—	—
Montevallo	8	9 284	1 151	61	8	9 284	1 151	61	—	—
Pelham	87	597 633	40 525	1 398	73	569 260	39 221	1 344	14	28 373
Vestavia Hills (part) ▲	—	—	—	—	—	—	—	—	—	—
Balance of county	113	1 494 254	42 167	1 309	78	338 391	20 833	601	35	1 155 863
Sumter County	16	23 765	1 977	121	15	(D)	(D)	CC	1	(D)
Livingston	7	18 686	1 338	81	6	(D)	(D)	BB	1	(D)
York	6	(D)	(D)	BB	6	(D)	(D)	BB	—	—
Balance of county	3	(D)	(D)	AA	3	(D)	(D)	AA	—	—
Talladega County	70	164 543	14 119	607	68	(D)	(D)	FF	2	(D)
Childersburg (part) ▲	4	(D)	(D)	BB	4	(D)	(D)	BB	—	—
Lincoln	3	17 721	730	31	2	(D)	(D)	BB	1	(D)
Oxford (part) ▲	1	(D)	(D)	AA	1	(D)	(D)	AA	—	—
Sylacauga	23	67 911	5 112	213	22	(D)	(D)	CC	1	(D)
Talladega	23	59 992	6 214	281	23	59 992	6 214	281	—	—
Balance of county	16	(D)	(D)	BB	16	(D)	(D)	BB	—	—
Tallapoosa County	40	66 371	4 713	271	39	(D)	(D)	EE	1	(D)
Alexander City	21	51 782	3 473	189	20	(D)	(D)	CC	1	(D)
Dadeville	7	4 331	306	20	7	4 331	306	20	—	—
Tallassee (part) ▲	2	(D)	(D)	BB	2	(D)	(D)	BB	—	—
Balance of county	10	(D)	(D)	BB	10	(D)	(D)	BB	—	—

Table 4. Summary Statistics for Counties and for Places With 2,500 Inhabitants or More: 1992—Con.

[For meaning of abbreviations and symbols, see introductory text. For explanation of terms and comparability of 1987 and 1992 censuses, see appendix A. For information on geographic areas followed by ▲, see appendix F]

Geographic area	Estab-lish-ments (number)	Sales (\$1,000)	Annual payroll (\$1,000)	Paid employees for pay period including March 12 (number)	Merchant wholesalers			Other operating types		
					Estab-lish-ments (number)	Sales (\$1,000)	Annual payroll (\$1,000)	Paid employees for pay period including March 12 (number)	Estab-lish-ments (number)	Sales (\$1,000)
Alabama—Con.										
Tuscaloosa County	207	594 351	44 580	1 930	184	530 824	39 769	1 777	23	63 527
Northport	31	127 725	9 703	359	28	123 633	9 615	356	3	4 092
Tuscaloosa	143	389 826	29 663	1 315	126	334 326	25 231	1 175	17	55 500
Balance of county	33	76 800	5 214	256	30	72 865	4 923	246	3	3 935
Walker County	82	190 042	10 934	512	75	98 066	7 601	435	7	91 976
Cordova	1	(D)	(D)	AA	—	—	—	—	1	(D)
Jasper	52	123 733	6 769	356	49	(D)	(D)	EE	3	(D)
Sumiton (part) ▲	4	(D)	(D)	BB	3	(D)	(D)	BB	1	(D)
Balance of county	25	(D)	(D)	CC	23	(D)	(D)	BB	2	(D)
Washington County	16	17 119	1 313	83	14	(D)	(D)	BB	2	(D)
Wilcox County	13	15 465	1 523	103	12	(D)	(D)	BB	1	(D)
Winston County	44	89 682	8 321	467	42	(D)	(D)	EE	2	(D)
Haleyville (part) ▲	30	61 945	5 096	268	29	(D)	(D)	EE	1	(D)
Balance of county	14	27 737	3 225	199	13	(D)	(D)	CC	1	(D)

Table 5. Summary Statistics for Places With 200 Establishments or More: 1992

[For meaning of abbreviations and symbols, see introductory text. For explanation of terms and comparability of 1987 and 1992 censuses, see appendix A. For information on geographic areas followed by ▲, see appendix F]

SIC code	Geographic area and kind of business	Estab-lish-ments (number)	Sales (\$1,000)	Annual payroll (\$1,000)	Paid employees for pay period including March 12 (number)	Merchant wholesalers			Other operating types		
						Estab-lish-ments (number)	Sales (\$1,000)	Annual payroll (\$1,000)	Paid employees for pay period including March 12 (number)	Estab-lish-ments (number)	Sales (\$1,000)
BIRMINGHAM ▲											
	Wholesale trade	853	5 890 291	396 108	14 634	690	3 227 923	313 537	12 071	163	2 662 368
50	Durable goods	632	3 255 509	274 165	9 692	523	2 078 158	231 613	8 589	109	1 177 351
501	Motor vehicles and motor vehicle parts and supplies	109	799 293	38 966	1 585	95	336 333	30 325	1 306	14	462 960
5012	Automobiles and other motor vehicles	19	186 510	10 303	405	16	142 662	6 877	273	3	43 848
5013	Motor vehicle supplies and new parts	62	284 000	21 381	917	55	(D)	(D)	FF	7	(D)
5014	Tires and tubes	15	316 801	4 803	171	11	(D)	(D)	CC	4	(D)
5015	Motor vehicle parts, used	13	11 982	2 479	92	13	11 982	2 479	92	—	—
502	Furniture and homefurnishings	38	(D)	(D)	EE	35	(D)	(D)	EE	3	(D)
5021	Furniture	23	51 118	6 264	221	21	(D)	(D)	CC	2	(D)
5023	Homefurnishings	15	(D)	(D)	EE	14	(D)	(D)	EE	1	(D)
503	Lumber and other construction materials	56	343 744	23 600	853	38	(D)	(D)	FF	18	(D)
5031	Lumber, plywood, millwork, and wood panels	27	221 702	14 811	525	21	194 903	13 326	467	6	26 799
5032	Brick, stone, and related construction materials	11	51 093	3 373	120	6	15 814	2 115	73	5	35 279
5033	Roofing, siding, and insulation materials	9	39 108	2 412	86	6	(D)	(D)	BB	3	(D)
5039	Construction materials, n.e.c.	9	31 841	3 004	122	5	(D)	(D)	BB	4	(D)
504	Professional and commercial equipment and supplies	77	304 208	37 458	1 178	68	(D)	(D)	FF	9	(D)
5043	Photographic equipment and supplies	3	(D)	(D)	AA	3	(D)	(D)	AA	—	—
5044	Office equipment	23	25 045	6 074	224	22	(D)	(D)	CC	1	(D)
5045	Computers and computer peripheral equipment and software	17	103 284	12 680	286	14	20 016	3 781	131	3	83 268
5046	Commercial equipment, n.e.c.	9	33 232	3 727	171	9	33 232	3 727	171	—	—
5047	Medical, dental, and hospital equipment and supplies	17	120 413	11 498	336	12	97 760	10 543	322	5	22 653
5048	Ophthalmic goods	2	(D)	(D)	AA	2	(D)	(D)	AA	—	—
5049	Professional equipment and supplies, n.e.c.	6	(D)	(D)	CC	6	(D)	(D)	CC	—	—
505	Metals and minerals, except petroleum	38	602 640	42 837	1 330	27	359 736	36 952	1 179	11	242 904
5051	Metals service centers and offices	32	(D)	(D)	GG	22	344 734	36 464	1 155	10	(D)
5052	Coal and other minerals and ores	6	(D)	(D)	BB	5	15 002	488	24	1	(D)
506	Electrical goods	62	284 799	25 909	916	46	210 529	21 584	804	16	74 270
5063	Electrical apparatus and equipment, wiring supplies, and construction materials	45	228 408	19 777	672	30	(D)	(D)	FF	15	(D)
5064	Electrical appliances, television and radio sets	3	4 916	1 800	74	3	4 916	1 800	74	—	—
5065	Electronic parts and equipment, n.e.c.	14	51 475	4 332	170	13	(D)	(D)	CC	1	(D)
507	Hardware, and plumbing and heating equipment and supplies	65	186 312	24 087	891	59	178 429	23 408	868	6	7 883
5072	Hardware	26	67 955	10 926	427	25	(D)	(D)	EE	1	(D)
5074	Plumbing and heating equipment and supplies (hydronics)	14	(D)	(D)	CC	12	(D)	(D)	CC	2	(D)
5075	Warm air heating and air-conditioning equipment and supplies	19	67 777	5 423	217	16	(D)	(D)	CC	3	(D)
5078	Refrigeration equipment and supplies	6	(D)	(D)	CC	6	(D)	(D)	CC	—	—

Table 5. Summary Statistics for Places With 200 Establishments or More: 1992 —Con.

[For meaning of abbreviations and symbols, see introductory text. For explanation of terms and comparability of 1987 and 1992 censuses, see appendix A. For information on geographic areas followed by ▲, see appendix F]

SIC code	Geographic area and kind of business	Estab-lish-ments (number)	Sales (\$1,000)	Annual payroll (\$1,000)	Paid employees for pay period including March 12 (number)	Merchant wholesalers			Other operating types		
						Estab-lish-ments (number)	Sales (\$1,000)	Annual payroll (\$1,000)	Paid employees for pay period including March 12 (number)	Estab-lish-ments (number)	Sales (\$1,000)
BIRMINGHAM ▲—Con.											
50	Durable goods —Con.										
508	Machinery, equipment, and supplies	149	450 503	54 828	1 938	123	355 049	50 249	1 801	26	95 454
5082	Construction and mining (except petroleum) machinery and equipment	18	(D)	(D)	EE	16	(D)	(D)	EE	2	(D)
5083	Farm and garden machinery and equipment	9	36 635	4 528	211	8	(D)	(D)	CC	1	(D)
5084	Industrial machinery and equipment	53	114 455	15 750	535	45	92 447	14 432	496	8	22 008
5085	Industrial supplies	45	148 507	13 547	457	34	91 820	11 585	412	11	56 687
5087	Service establishment equipment and supplies	21	(D)	(D)	CC	18	25 601	4 823	215	3	(D)
5088	Transportation equipment and supplies, except motor vehicles	3	(D)	(D)	BB	2	(D)	(D)	BB	1	(D)
509	Miscellaneous durable goods	38	(D)	(D)	FF	32	(D)	(D)	EE	6	(D)
5091	Sporting and recreational goods and supplies	3	(D)	(D)	BB	2	(D)	(D)	AA	1	(D)
5092	Toys and hobby goods and supplies	1	(D)	(D)	AA	—	—	—	—	1	(D)
5093	Scrap and waste materials	21	137 805	9 488	378	19	(D)	(D)	EE	2	(D)
5094	Jewelry, watches, precious stones, and precious metals	8	36 093	3 450	98	8	36 093	3 450	98	—	—
5099	Durable goods, n.e.c.	5	(D)	(D)	AA	3	(D)	(D)	AA	2	(D)
51	Nondurable goods	221	2 634 782	121 943	4 942	167	1 149 765	81 924	3 482	54	1 485 017
511	Paper and paper products	39	136 165	17 002	673	33	128 829	15 883	635	6	7 336
5111	Printing and writing paper	10	58 988	6 429	181	8	(D)	(D)	CC	2	(D)
5112	Stationery and office supplies	23	57 981	7 047	342	19	(D)	(D)	EE	4	(D)
5113	Industrial and personal service paper	6	19 196	3 526	150	6	19 196	3 526	150	—	—
512	Drugs, drug proprietaries, and druggists' sundries	8	61 400	3 266	79	7	(D)	(D)	BB	1	(D)
5122	Drugs, drug proprietaries, and druggists' sundries	8	61 400	3 266	79	7	(D)	(D)	BB	1	(D)
513	Apparel, piece goods, and notions	20	41 496	4 615	254	17	(D)	(D)	CC	3	(D)
5131	Piece goods, notions, and other dry goods	6	(D)	(D)	BB	6	(D)	(D)	BB	—	—
5136	Men's and boys' clothing and furnishings	8	17 325	2 173	130	6	(D)	(D)	CC	2	(D)
5137	Women's, children's, and infants' clothing and accessories	4	10 281	1 042	61	4	10 281	1 042	61	—	—
5139	Footwear	2	(D)	(D)	AA	1	(D)	(D)	AA	1	(D)
514	Groceries and related products	60	1 055 856	62 493	2 494	44	454 674	34 183	1 408	16	601 182
5141	Groceries, general line	7	433 370	11 726	464	5	(D)	(D)	EE	2	(D)
5142	Packages, frozen foods	2	(D)	(D)	CC	1	(D)	(D)	CC	1	(D)
5143	Dairy products, except dried or canned	1	(D)	(D)	AA	1	(D)	(D)	AA	—	—
5144	Poultry and poultry products	2	(D)	(D)	AA	2	(D)	(D)	AA	—	—
5145	Confectionery	7	145 395	14 641	622	4	(D)	(D)	BB	3	(D)
5146	Fish and seafoods	2	(D)	(D)	BB	2	(D)	(D)	BB	—	—
5147	Meats and meat products	5	71 347	5 672	249	4	(D)	(D)	CC	1	(D)
5148	Fresh fruits and vegetables	15	(D)	(D)	EE	15	(D)	(D)	EE	—	—
5149	Groceries and related products, n.e.c.	19	260 866	16 271	561	10	54 648	6 593	231	9	206 218
515	Farm-product raw materials	2	(D)	(D)	BB	2	(D)	(D)	BB	—	—
5153	Grain and field beans	1	(D)	(D)	AA	1	(D)	(D)	AA	—	—
5154	Livestock	1	(D)	(D)	—	—	—	—	—	—	—
5159	Farm-product raw materials, n.e.c.	1	(D)	(D)	AA	1	(D)	(D)	AA	—	—
516	Chemicals and allied products	24	163 461	8 124	292	17	50 411	4 327	150	7	113 050
5162	Plastics materials and basic forms and shapes	6	8 814	950	36	5	(D)	(D)	BB	1	(D)
5169	Chemicals and allied products, n.e.c.	18	154 647	7 174	256	12	(D)	(D)	CC	6	(D)
517	Petroleum and petroleum products	20	743 938	4 057	134	9	(D)	(D)	BB	11	(D)
5171	Petroleum bulk stations and terminals	18	(D)	(D)	CC	7	(D)	(D)	BB	11	(D)
5172	Petroleum and petroleum products wholesalers, except bulk stations and terminals	2	(D)	(D)	AA	2	(D)	(D)	AA	—	—
518	Beer, wine, and distilled alcoholic beverages	4	102 843	9 115	446	4	102 843	9 115	446	—	—
5181	Beer and ale	2	(D)	(D)	EE	2	(D)	(D)	EE	—	—
5182	Wine and distilled alcoholic beverages	2	(D)	(D)	CC	2	(D)	(D)	CC	—	—
519	Miscellaneous nondurable goods	44	(D)	(D)	FF	34	(D)	(D)	EE	10	(D)
5191	Farm supplies	4	9 951	931	39	2	(D)	(D)	BB	2	(D)
5192	Books, periodicals, and newspapers	5	15 036	1 932	66	4	(D)	(D)	BB	1	(D)
5193	Flowers, nursery stock, and florists' supplies	6	6 096	1 066	46	6	6 096	1 066	46	—	—
5194	Tobacco and tobacco products	4	(D)	(D)	CC	4	(D)	(D)	CC	—	—
5198	Paints, varnishes, and supplies	9	23 161	1 877	80	2	(D)	(D)	AA	7	(D)
5199	Nondurable goods, n.e.c.	16	(D)	(D)	CC	16	(D)	(D)	CC	1	(D)
DOTHAN ▲											
	Wholesale trade	216	(D)	(D)	HH	196	(D)	(D)	GG	20	(D)
50	Durable goods	142	364 639	36 143	1 648	137	352 375	35 189	1 618	5	12 264
501	Motor vehicles and motor vehicle parts and supplies	32	134 715	9 703	508	32	134 715	9 703	508	—	—
502	Furniture and homefurnishings	4	(D)	(D)	BB	4	(D)	(D)	BB	—	—
503	Lumber and other construction materials	6	(D)	(D)	BB	5	(D)	(D)	BB	1	(D)
504	Professional and commercial equipment and supplies	28	23 545	4 874	195	26	(D)	(D)	CC	2	(D)
505	Metals and minerals, except petroleum	3	7 405	774	38	3	7 405	774	38	—	—
506	Electrical goods	16	(D)	(D)	EE	15	(D)	(D)	EE	1	(D)

Table 5. Summary Statistics for Places With 200 Establishments or More: 1992 —Con.

[For meaning of abbreviations and symbols, see introductory text. For explanation of terms and comparability of 1987 and 1992 censuses, see appendix A. For information on geographic areas followed by ▲, see appendix F]

SIC code	Geographic area and kind of business	Estab-lish-ments (number)	Sales (\$1,000)	Annual payroll (\$1,000)	Paid employees for pay period including March 12 (number)	Merchant wholesalers				Other operating types	
						Estab-lish-ments (number)	Sales (\$1,000)	Annual payroll (\$1,000)	Paid employees for pay period including March 12 (number)	Estab-lish-ments (number)	Sales (\$1,000)
DOTHAN ▲—Con.											
50	Durable goods —Con.										
507	Hardware, and plumbing and heating equipment and supplies	13	30 061	3 204	138	12	(D)	(D)	CC	1	(D)
508	Machinery, equipment, and supplies	35	57 289	6 796	292	35	57 289	6 796	292	—	—
509	Miscellaneous durable goods	5	(D)	(D)	AA	5	(D)	(D)	AA	—	—
51	Nondurable goods	74	(D)	(D)	FF	59	(D)	(D)	FF	15	(D)
511	Paper and paper products	17	(D)	(D)	CC	14	(D)	(D)	CC	3	7 366
512	Drugs, drug proprietaries, and druggists' sundries	1	(D)	(D)	AA	1	(D)	(D)	AA	—	—
513	Apparel, piece goods, and notions	2	(D)	(D)	AA	2	(D)	(D)	AA	—	—
514	Groceries and related products	17	(D)	(D)	EE	12	(D)	(D)	CC	5	(D)
515	Farm-product raw materials	6	18 085	1 161	56	4	(D)	(D)	BB	2	(D)
516	Chemicals and allied products	5	8 154	1 399	48	4	(D)	(D)	BB	1	(D)
517	Petroleum and petroleum products	5	11 335	615	34	4	(D)	(D)	BB	1	(D)
518	Beer, wine, and distilled alcoholic beverages	5	24 506	2 881	86	5	24 506	2 881	86	—	—
519	Miscellaneous nondurable goods	16	(D)	(D)	CC	13	(D)	(D)	CC	3	1 706
HUNTSVILLE ▲											
	Wholesale trade	391	2 242 426	121 377	4 423	295	1 207 203	68 831	2 884	96	1 035 223
50	Durable goods	323	1 512 356	94 569	3 208	237	527 051	48 560	1 961	86	985 305
501	Motor vehicles and motor vehicle parts and supplies	21	22 091	1 846	133	21	22 091	1 846	133	—	—
502	Furniture and homefurnishings	17	31 147	3 795	204	17	31 147	3 795	204	—	—
503	Lumber and other construction materials	10	28 134	1 954	92	9	(D)	(D)	BB	1	(D)
504	Professional and commercial equipment and supplies	71	416 668	40 014	1 272	53	86 254	10 323	441	18	330 414
505	Metals and minerals, except petroleum	4	13 049	848	35	2	(D)	(D)	AA	2	(D)
506	Electrical goods	111	789 619	28 649	758	58	(D)	(D)	EE	53	(D)
507	Hardware, and plumbing and heating equipment and supplies	31	(D)	(D)	CC	30	(D)	(D)	CC	1	(D)
508	Machinery, equipment, and supplies	35	110 610	9 375	354	29	94 495	8 265	319	6	16 115
509	Miscellaneous durable goods	23	(D)	(D)	CC	18	(D)	(D)	CC	5	(D)
51	Nondurable goods	68	730 070	26 808	1 215	58	680 152	20 271	923	10	49 918
511	Paper and paper products	13	(D)	(D)	CC	11	(D)	(D)	CC	2	(D)
512	Drugs, drug proprietaries, and druggists' sundries	4	(D)	(D)	CC	4	(D)	(D)	CC	—	—
513	Apparel, piece goods, and notions	3	1 354	257	13	2	(D)	(D)	AA	1	(D)
514	Groceries and related products	10	40 683	5 791	286	8	(D)	(D)	BB	2	(D)
515	Farm-product raw materials	—	—	—	—	—	—	—	—	—	—
516	Chemicals and allied products	7	13 626	1 291	53	6	(D)	(D)	BB	1	(D)
517	Petroleum and petroleum products	6	(D)	(D)	CC	6	(D)	(D)	CC	—	—
518	Beer, wine, and distilled alcoholic beverages	7	56 059	4 989	195	7	56 059	4 989	195	—	—
519	Miscellaneous nondurable goods	18	(D)	(D)	CC	14	(D)	(D)	CC	4	(D)
MOBILE											
	Wholesale trade	611	2 271 575	171 203	6 874	498	1 524 726	131 618	5 727	113	746 849
50	Durable goods	443	1 113 134	117 241	4 482	369	847 215	93 753	3 898	74	265 919
501	Motor vehicles and motor vehicle parts and supplies	51	92 391	10 056	498	44	82 328	9 070	455	7	10 063
5012	Automobiles and other motor vehicles	8	(D)	(D)	CC	8	(D)	(D)	CC	—	—
5013	Motor vehicle supplies and new parts	30	43 962	5 513	285	24	(D)	(D)	EE	6	(D)
5014	Tires and tubes	8	(D)	(D)	BB	7	7 111	1 309	71	1	(D)
5015	Motor vehicle parts, used	5	(D)	(D)	AA	5	(D)	(D)	AA	—	—
502	Furniture and homefurnishings	20	76 630	6 498	257	16	(D)	(D)	CC	4	(D)
5021	Furniture	6	11 622	1 689	65	3	9 691	1 552	62	3	1 931
5023	Homefurnishings	14	65 008	4 809	192	13	(D)	(D)	CC	1	(D)
503	Lumber and other construction materials	33	120 993	7 438	306	28	(D)	(D)	EE	5	(D)
5031	Lumber, plywood, millwork, and wood panels	16	86 098	4 549	200	15	(D)	(D)	CC	1	(D)
5032	Brick, stone, and related construction materials	6	(D)	(D)	BB	5	(D)	(D)	BB	1	(D)
5033	Roofing, siding, and insulation materials	9	(D)	(D)	BB	7	11 593	1 218	38	2	(D)
5039	Construction materials, n.e.c.	2	(D)	(D)	AA	1	(D)	(D)	AA	1	(D)
504	Professional and commercial equipment and supplies	67	134 522	22 340	838	56	(D)	(D)	FF	11	(D)
5043	Photographic equipment and supplies	1	(D)	(D)	AA	1	(D)	(D)	AA	—	—
5044	Office equipment	13	25 125	5 555	218	11	(D)	(D)	CC	2	(D)
5045	Computers and computer peripheral equipment and software	24	(D)	(D)	EE	20	(D)	(D)	CC	4	24 016
5046	Commercial equipment, n.e.c.	6	(D)	(D)	BB	6	(D)	(D)	BB	—	—
5047	Medical, dental, and hospital equipment and supplies	18	44 347	5 087	226	13	(D)	(D)	CC	5	(D)
5048	Ophthalmic goods	2	(D)	(D)	AA	2	(D)	(D)	AA	—	—
5049	Professional equipment and supplies, n.e.c.	3	(D)	(D)	AA	3	(D)	(D)	AA	—	—
505	Metals and minerals, except petroleum	11	53 817	5 965	245	10	(D)	(D)	CC	1	(D)
5051	Metals service centers and offices	11	53 817	5 965	245	10	(D)	(D)	CC	1	(D)
5052	Coal and other minerals and ores	—	—	—	—	—	—	—	—	—	—

Table 5. Summary Statistics for Places With 200 Establishments or More: 1992 — Con.

[For meaning of abbreviations and symbols, see introductory text. For explanation of terms and comparability of 1987 and 1992 censuses, see appendix A. For information on geographic areas followed by ▲, see appendix F]

SIC code	Geographic area and kind of business	Estab-lish-ments (number)	Sales (\$1,000)	Annual payroll (\$1,000)	Paid employees for pay period including March 12 (number)	Merchant wholesalers			Other operating types		
						Estab-lish-ments (number)	Sales (\$1,000)	Annual payroll (\$1,000)	Paid employees for pay period including March 12 (number)	Estab-lish-ments (number)	Sales (\$1,000)
	MOBILE—Con.										
50	Durable goods —Con.										
506	Electrical goods	62	145 915	15 689	544	46	(D)	(D)	EE	16	(D)
5063	Electrical apparatus and equipment, wiring supplies, and construction materials	41	(D)	(D)	EE	28	86 423	10 100	337	13	(D)
5064	Electrical appliances, television and radio sets	2	(D)	(D)	BB	2	(D)	(D)	BB	—	(D)
5065	Electronic parts and equipment, n.e.c.	19	(D)	(D)	CC	16	(D)	(D)	CC	3	(D)
507	Hardware, and plumbing and heating equipment and supplies	41	74 691	7 579	315	40	(D)	(D)	EE	1	(D)
5072	Hardware	12	18 153	2 433	108	12	18 153	2 433	108	—	(D)
5074	Plumbing and heating equipment and supplies (hydronics)	10	(D)	(D)	BB	10	(D)	(D)	BB	—	(D)
5075	Warm air heating and air-conditioning equipment and supplies	14	(D)	(D)	CC	13	35 305	3 296	125	1	(D)
5078	Refrigeration equipment and supplies	5	6 242	696	33	5	6 242	696	33	—	(D)
508	Machinery, equipment, and supplies	128	351 197	36 416	1 217	101	(D)	(D)	GG	27	(D)
5082	Construction and mining (except petroleum) machinery and equipment	10	23 595	2 076	78	9	(D)	(D)	BB	1	(D)
5083	Farm and garden machinery and equipment	4	(D)	(D)	BB	4	(D)	(D)	BB	—	(D)
5084	Industrial machinery and equipment	58	171 962	19 127	564	41	100 007	12 537	427	17	71 955
5085	Industrial supplies	42	99 694	9 872	340	34	(D)	(D)	EE	8	(D)
5087	Service establishment equipment and supplies	9	(D)	(D)	BB	8	5 923	1 185	57	1	(D)
5088	Transportation equipment and supplies, except motor vehicles	5	(D)	(D)	CC	5	(D)	(D)	CC	—	(D)
509	Miscellaneous durable goods	30	62 978	5 260	262	28	(D)	(D)	EE	2	(D)
5091	Sporting and recreational goods and supplies	2	(D)	(D)	AA	2	(D)	(D)	AA	—	(D)
5092	Toys and hobby goods and supplies	—	—	—	—	—	—	—	—	—	(D)
5093	Scrap and waste materials	10	25 719	1 913	110	9	(D)	(D)	CC	1	(D)
5094	Jewelry, watches, precious stones, and precious metals	4	(D)	(D)	BB	4	(D)	(D)	BB	—	(D)
5099	Durable goods, n.e.c.	14	(D)	(D)	CC	13	31 840	2 714	115	1	(D)
51	Nondurable goods	168	1 158 441	53 962	2 392	129	677 511	37 865	1 829	39	480 930
511	Paper and paper products	24	77 891	10 150	430	18	53 546	7 809	357	6	24 345
5111	Printing and writing paper	2	(D)	(D)	BB	2	(D)	(D)	BB	—	(D)
5112	Stationery and office supplies	17	39 128	5 927	282	14	34 259	5 323	264	3	4 869
5113	Industrial and personal service paper	5	(D)	(D)	CC	2	(D)	(D)	BB	3	19 476
512	Drugs, drug proprietaries, and druggists' sundries	7	(D)	(D)	CC	6	(D)	(D)	CC	1	(D)
5122	Drugs, drug proprietaries, and druggists' sundries	7	(D)	(D)	CC	6	(D)	(D)	CC	1	(D)
513	Apparel, piece goods, and notions	9	(D)	(D)	BB	6	(D)	(D)	BB	3	(D)
5131	Piece goods, notions, and other dry goods	1	(D)	(D)	AA	1	(D)	(D)	AA	—	(D)
5136	Men's and boys' clothing and furnishings	3	(D)	(D)	AA	1	(D)	(D)	AA	2	(D)
5137	Women's, children's, and infants' clothing and accessories	5	(D)	(D)	AA	4	(D)	(D)	AA	1	(D)
5139	Footwear	—	—	—	—	—	—	—	—	—	(D)
514	Groceries and related products	50	310 312	13 030	710	35	113 785	6 858	416	15	196 527
5141	Groceries, general line	3	(D)	(D)	AA	3	(D)	(D)	AA	—	(D)
5142	Packaged frozen foods	10	59 307	3 147	138	6	(D)	(D)	CC	4	(D)
5143	Dairy products, except dried or canned	4	(D)	(D)	BB	2	(D)	(D)	AA	2	(D)
5144	Poultry and poultry products	3	17 836	818	44	1	(D)	(D)	AA	2	(D)
5145	Confectionery	2	(D)	(D)	BB	2	(D)	(D)	BB	—	(D)
5146	Fish and seafoods	6	18 293	728	100	6	18 293	728	100	—	(D)
5147	Meats and meat products	2	(D)	(D)	BB	2	(D)	(D)	BB	—	(D)
5148	Fresh fruits and vegetables	5	12 895	532	24	5	12 895	532	24	—	(D)
5149	Groceries and related products, n.e.c.	15	155 520	5 076	249	8	(D)	(D)	BB	7	(D)
515	Farm-product raw materials	2	(D)	(D)	AA	2	(D)	(D)	AA	—	(D)
5153	Grain and field beans	2	(D)	(D)	AA	2	(D)	(D)	AA	—	(D)
5154	Livestock	—	—	—	—	—	—	—	—	—	(D)
5159	Farm-product raw materials, n.e.c.	—	—	—	—	—	—	—	—	—	(D)
516	Chemicals and allied products	15	78 776	4 688	134	10	28 816	1 889	73	5	49 960
5162	Plastics materials and basic forms and shapes	4	6 267	533	25	4	6 267	533	25	—	(D)
5169	Chemicals and allied products, n.e.c.	11	72 509	4 155	109	6	22 549	1 356	48	5	49 960
517	Petroleum and petroleum products	18	300 247	8 479	380	13	(D)	(D)	EE	5	(D)
5171	Petroleum bulk stations and terminals	16	(D)	(D)	EE	11	(D)	(D)	EE	5	(D)
5172	Petroleum and petroleum products wholesalers, except bulk stations and terminals	2	(D)	(D)	BB	2	(D)	(D)	BB	—	(D)
518	Beer, wine, and distilled alcoholic beverages	6	(D)	(D)	EE	6	(D)	(D)	EE	—	(D)
5181	Beer and ale	4	68 719	6 935	245	4	68 719	6 935	245	—	(D)
5182	Wine and distilled alcoholic beverages	2	(D)	(D)	AA	2	(D)	(D)	AA	—	(D)
519	Miscellaneous nondurable goods	37	45 008	4 141	259	33	(D)	(D)	CC	4	(D)
5191	Farm supplies	4	4 425	206	17	4	4 425	206	17	—	(D)
5192	Books, periodicals, and newspapers	6	7 398	836	60	5	(D)	(D)	BB	1	(D)
5193	Flowers, nursery stock, and florists' supplies	5	1 989	326	51	4	(D)	(D)	BB	1	(D)
5194	Tobacco and tobacco products	1	(D)	(D)	BB	1	(D)	(D)	BB	—	(D)
5198	Paints, varnishes, and supplies	6	6 915	850	32	4	(D)	(D)	AA	2	(D)
5199	Nondurable goods, n.e.c.	15	(D)	(D)	BB	15	(D)	(D)	BB	—	(D)

Table 5. Summary Statistics for Places With 200 Establishments or More: 1992 —Con.

[For meaning of abbreviations and symbols, see introductory text. For explanation of terms and comparability of 1987 and 1992 censuses, see appendix A. For information on geographic areas followed by ▲, see appendix F]

SIC code	Geographic area and kind of business	Estab-lish-ments (number)	Sales (\$1,000)	Annual payroll (\$1,000)	Paid employees for pay period including March 12 (number)	Merchant wholesalers				Other operating types	
						Estab-lish-ments (number)	Sales (\$1,000)	Annual payroll (\$1,000)	Paid employees for pay period including March 12 (number)	Estab-lish-ments (number)	Sales (\$1,000)
MONTGOMERY											
	Wholesale trade -----	449	2 856 691	152 629	5 990	388	2 371 132	128 210	5 269	61	485 559
50	Durable goods -----	319	653 753	82 543	3 068	289	507 822	64 443	2 628	30	145 931
501	Motor vehicles and motor vehicle parts and supplies -----	67	(D)	(D)	FF	63	(D)	(D)	EE	4	(D)
502	Furniture and homefurnishings -----	12	(D)	(D)	BB	11	13 644	1 856	79	1	(D)
503	Lumber and other construction materials -----	26	89 652	4 832	202	24	(D)	(D)	CC	2	(D)
504	Professional and commercial equipment and supplies -----	55	(D)	(D)	FF	46	(D)	(D)	EE	9	96 615
505	Metals and minerals, except petroleum -----	9	(D)	(D)	CC	7	15 834	4 898	215	2	(D)
506	Electrical goods -----	30	(D)	(D)	CC	25	48 982	4 988	187	5	(D)
507	Hardware, and plumbing and heating equipment and supplies -----	36	80 392	8 078	316	35	(D)	(D)	EE	1	(D)
508	Machinery, equipment, and supplies -----	64	(D)	(D)	FF	58	96 231	13 955	550	6	(D)
509	Miscellaneous durable goods -----	20	20 010	2 917	180	20	20 010	2 917	180	—	—
51	Nondurable goods -----	130	2 202 938	70 086	2 922	99	1 863 310	63 767	2 641	31	339 628
511	Paper and paper products -----	21	(D)	(D)	CC	15	37 710	4 655	202	6	(D)
512	Drugs, drug proprietaries, and druggists' sundries -----	7	(D)	(D)	EE	7	(D)	(D)	EE	—	—
513	Apparel, piece goods, and notions -----	6	1 044	114	12	6	1 044	114	12	—	—
514	Groceries and related products -----	27	771 647	25 448	998	15	(D)	(D)	FF	12	(D)
515	Farm-product raw materials -----	11	410 403	4 570	163	8	(D)	(D)	CC	3	(D)
516	Chemicals and allied products -----	8	13 528	1 515	67	5	7 235	781	37	3	6 293
517	Petroleum and petroleum products -----	13	(D)	(D)	CC	11	(D)	(D)	CC	2	(D)
518	Beer, wine, and distilled alcoholic beverages -----	5	49 803	5 368	252	5	49 803	5 368	252	—	—
519	Miscellaneous nondurable goods -----	32	(D)	(D)	FF	27	(D)	(D)	FF	5	(D)

Table 6. Summary Statistics for Counties With 200 Establishments or More: 1992

[For meaning of abbreviations and symbols, see introductory text. For explanation of terms and comparability of 1987 and 1992 censuses, see appendix A. For information on geographic areas followed by ▲, see appendix F]

SIC code	Geographic area and kind of business	Estab-lish-ments (number)	Sales (\$1,000)	Annual payroll (\$1,000)	Paid employees for pay period including March 12 (number)	Merchant wholesalers				Other operating types	
						Estab-lish-ments (number)	Sales (\$1,000)	Annual payroll (\$1,000)	Paid employees for pay period including March 12 (number)	Estab-lish-ments (number)	Sales (\$1,000)
HOUSTON COUNTY											
	Wholesale trade -----	255	664 924	63 654	2 865	234	576 791	57 016	2 593	21	88 133
50	Durable goods -----	165	404 243	41 300	1 878	159	(D)	(D)	GG	6	(D)
501	Motor vehicles and motor vehicle parts and supplies -----	37	143 301	10 845	560	37	143 301	10 845	560	—	—
502	Furniture and homefurnishings -----	5	13 533	1 813	102	5	13 533	1 813	102	—	—
503	Lumber and other construction materials -----	9	37 026	3 731	173	8	(D)	(D)	CC	1	(D)
504	Professional and commercial equipment and supplies -----	29	(D)	(D)	CC	27	(D)	(D)	CC	2	(D)
505	Metals and minerals, except petroleum -----	3	7 405	774	38	3	7 405	774	38	—	—
506	Electrical goods -----	18	(D)	(D)	EE	17	(D)	(D)	EE	1	(D)
507	Hardware, and plumbing and heating equipment and supplies -----	15	(D)	(D)	CC	14	30 554	3 603	152	1	(D)
508	Machinery, equipment, and supplies -----	41	61 224	7 336	316	41	61 224	7 336	316	—	—
509	Miscellaneous durable goods -----	8	(D)	(D)	BB	7	(D)	(D)	BB	1	(D)
51	Nondurable goods -----	90	260 681	22 354	987	75	(D)	(D)	FF	15	(D)
511	Paper and paper products -----	17	(D)	(D)	CC	14	(D)	(D)	CC	3	7 366
512	Drugs, drug proprietaries, and druggists' sundries -----	1	(D)	(D)	AA	1	(D)	(D)	AA	—	—
513	Apparel, piece goods, and notions -----	2	(D)	(D)	AA	2	(D)	(D)	AA	—	—
514	Groceries and related products -----	20	(D)	(D)	EE	15	(D)	(D)	CC	5	(D)
515	Farm-product raw materials -----	10	(D)	(D)	BB	8	(D)	(D)	BB	2	(D)
516	Chemicals and allied products -----	5	8 154	1 399	48	4	(D)	(D)	BB	1	(D)
517	Petroleum and petroleum products -----	7	(D)	(D)	BB	6	(D)	(D)	BB	1	(D)
518	Beer, wine, and distilled alcoholic beverages -----	5	24 506	2 881	86	5	24 506	2 881	86	—	—
519	Miscellaneous nondurable goods -----	23	57 573	4 196	199	20	55 867	3 992	189	3	1 706

Table 6. Summary Statistics for Counties With 200 Establishments or More: 1992 — Con.

[For meaning of abbreviations and symbols, see introductory text. For explanation of terms and comparability of 1987 and 1992 censuses, see appendix A. For information on geographic areas followed by ▲, see appendix F]

SIC code	Geographic area and kind of business	Estab-lish-ments (number)	Sales (\$1,000)	Annual payroll (\$1,000)	Paid employees for pay period including March 12 (number)	Merchant wholesalers			Other operating types		
						Estab-lish-ments (number)	Sales (\$1,000)	Annual payroll (\$1,000)	Paid employees for pay period including March 12 (number)	Estab-lish-ments (number)	Sales (\$1,000)
JEFFERSON COUNTY											
	Wholesale trade -----	1 711	11 121 568	696 052	24 203	1 314	5 434 949	511 584	18 943	397	5 686 619
50	Durable goods -----	1 289	6 786 983	497 963	16 178	1 007	3 440 761	382 109	13 287	282	3 346 222
501	Motor vehicles and motor vehicle parts and supplies -----	180	(D)	(D)	GG	158	(D)	(D)	GG	22	(D)
5012	Automobiles and other motor vehicles -----	38	(D)	(D)	FF	30	(D)	(D)	EE	8	(D)
5013	Motor vehicle supplies and new parts -----	97	350 084	30 974	1 249	87	(D)	(D)	GG	10	(D)
5014	Tires and tubes -----	21	(D)	(D)	CC	17	(D)	(D)	CC	4	(D)
5015	Motor vehicle parts, used -----	24	(D)	(D)	CC	24	(D)	(D)	CC	-	-
502	Furniture and home furnishings -----	62	147 418	16 978	675	54	126 288	16 097	644	8	21 130
5021	Furniture -----	37	(D)	(D)	EE	31	(D)	(D)	EE	6	(D)
5023	Home furnishings -----	25	(D)	(D)	EE	23	(D)	(D)	EE	2	(D)
503	Lumber and other construction materials -----	88	589 984	34 069	1 103	61	(D)	(D)	FF	27	(D)
5031	Lumber, plywood, millwork, and wood panels -----	40	(D)	(D)	FF	32	(D)	(D)	FF	8	(D)
5032	Brick, stone, and related construction materials -----	20	144 281	5 549	176	10	21 670	2 518	92	10	122 611
5033	Roofing, siding, and insulation materials -----	13	(D)	(D)	CC	9	(D)	(D)	BB	4	(D)
5039	Construction materials, n.e.c. -----	15	(D)	(D)	CC	10	(D)	(D)	CC	5	(D)
504	Professional and commercial equipment and supplies -----	184	734 922	98 159	2 643	152	(D)	(D)	GG	32	(D)
5043	Photographic equipment and supplies -----	5	3 302	267	13	5	3 302	267	13	-	-
5044	Office equipment -----	43	(D)	(D)	FF	38	(D)	(D)	EE	5	(D)
5045	Computers and computer peripheral equipment and software -----	59	293 139	37 042	780	48	(D)	(D)	EE	11	(D)
5046	Commercial equipment, n.e.c. -----	17	(D)	(D)	EE	17	(D)	(D)	EE	-	-
5047	Medical, dental, and hospital equipment and supplies -----	47	249 891	26 315	652	33	(D)	(D)	FF	14	(D)
5048	Ophthalmic goods -----	6	4 332	617	37	5	(D)	(D)	BB	1	(D)
5049	Professional equipment and supplies, n.e.c. -----	7	(D)	(D)	CC	6	(D)	(D)	CC	1	(D)
505	Metals and minerals, except petroleum -----	96	(D)	(D)	GG	69	(D)	(D)	GG	27	(D)
5051	Metals service centers and offices -----	83	(D)	(D)	GG	58	580 090	56 783	1 731	25	(D)
5052	Coal and other minerals and ores -----	13	(D)	(D)	BB	11	(D)	(D)	BB	2	(D)
506	Electrical goods -----	128	600 276	44 821	1 490	84	302 496	33 284	1 213	44	297 780
5063	Electrical apparatus and equipment, wiring supplies, and construction materials -----	87	(D)	(D)	GG	50	220 804	23 554	833	37	(D)
5064	Electrical appliances, television and radio sets -----	10	(D)	(D)	CC	9	(D)	(D)	CC	1	(D)
5065	Electronic parts and equipment, n.e.c. -----	31	(D)	(D)	EE	25	(D)	(D)	EE	6	(D)
507	Hardware, and plumbing and heating equipment and supplies -----	127	(D)	(D)	GG	99	(D)	(D)	GG	28	(D)
5072	Hardware -----	55	(D)	(D)	FF	45	89 067	14 178	538	10	(D)
5074	Plumbing and heating equipment and supplies (hydronics) -----	28	(D)	(D)	EE	19	(D)	(D)	CC	9	(D)
5075	Warm air heating and air-conditioning equipment and supplies -----	36	(D)	(D)	EE	28	101 442	8 576	299	8	(D)
5078	Refrigeration equipment and supplies -----	8	20 790	3 871	117	7	(D)	(D)	CC	1	(D)
508	Machinery, equipment, and supplies -----	336	1 036 158	113 861	3 705	257	700 063	97 187	3 225	79	336 095
5082	Construction and mining (except petroleum) machinery and equipment -----	33	193 976	33 731	1 006	25	(D)	(D)	FF	8	(D)
5083	Farm and garden machinery and equipment -----	19	(D)	(D)	EE	18	55 383	5 448	243	1	(D)
5084	Industrial machinery and equipment -----	155	351 708	36 826	1 151	113	227 796	30 439	982	42	123 912
5085	Industrial supplies -----	91	340 334	27 050	876	71	183 037	23 059	776	20	157 297
5087	Service establishment equipment and supplies -----	31	(D)	(D)	EE	24	(D)	(D)	EE	7	(D)
5088	Transportation equipment and supplies, except motor vehicles -----	7	(D)	(D)	CC	6	39 371	3 222	110	1	(D)
509	Miscellaneous durable goods -----	88	(D)	(D)	FF	73	(D)	(D)	FF	15	(D)
5091	Sporting and recreational goods and supplies -----	16	(D)	(D)	CC	10	16 190	1 608	71	6	(D)
5092	Toys and hobby goods and supplies -----	3	(D)	(D)	AA	3	(D)	(D)	AA	-	-
5093	Scrap and waste materials -----	37	235 154	15 867	571	33	(D)	(D)	FF	4	(D)
5094	Jewelry, watches, precious stones, and precious metals -----	14	(D)	(D)	CC	13	39 092	4 012	123	1	(D)
5099	Durable goods, n.e.c. -----	18	(D)	(D)	BB	14	(D)	(D)	BB	4	(D)
51	Nondurable goods -----	422	4 334 585	198 089	8 025	307	1 994 188	129 475	5 656	115	2 340 397
511	Paper and paper products -----	82	324 840	29 467	1 199	65	229 676	25 747	1 082	17	95 164
5111	Printing and writing paper -----	15	86 062	8 101	229	12	(D)	(D)	CC	3	(D)
5112	Stationery and office supplies -----	55	(D)	(D)	FF	41	(D)	(D)	FF	14	(D)
5113	Industrial and personal service paper -----	12	(D)	(D)	EE	12	(D)	(D)	EE	-	-
512	Drugs, drug proprietaries, and druggists' sundries -----	18	83 066	4 351	121	14	21 389	2 105	81	4	61 677
5122	Drugs, drug proprietaries, and druggists' sundries -----	18	83 066	4 351	121	14	21 389	2 105	81	4	61 677
513	Apparel, piece goods, and notions -----	30	(D)	(D)	EE	21	(D)	(D)	EE	9	(D)
5131	Piece goods, notions, and other dry goods -----	10	(D)	(D)	CC	8	(D)	(D)	BB	2	(D)
5136	Men's and boys' clothing and furnishings -----	8	17 325	2 173	130	6	(D)	(D)	CC	2	(D)
5137	Women's, children's, and infants' clothing and accessories -----	8	(D)	(D)	BB	6	(D)	(D)	BB	2	(D)
5139	Footwear -----	4	(D)	(D)	AA	1	(D)	(D)	AA	3	(D)
514	Groceries and related products -----	102	1 939 459	90 834	3 677	65	840 470	45 553	1 907	37	1 098 989
5141	Groceries, general line -----	12	(D)	(D)	FF	8	(D)	(D)	FF	4	319 918
5142	Packaged frozen foods -----	7	(D)	(D)	CC	2	(D)	(D)	CC	5	(D)
5143	Dairy products, except dried or canned -----	2	(D)	(D)	AA	2	(D)	(D)	AA	-	-
5144	Poultry and poultry products -----	5	(D)	(D)	AA	3	(D)	(D)	AA	2	(D)
5145	Confectionery -----	11	(D)	(D)	FF	6	(D)	(D)	BB	5	(D)

Table 6. Summary Statistics for Counties With 200 Establishments or More: 1992 — Con.

[For meaning of abbreviations and symbols, see introductory text. For explanation of terms and comparability of 1987 and 1992 censuses, see appendix A. For information on geographic areas followed by ▲, see appendix F]

SIC code	Geographic area and kind of business	Estab-lish-ments (number)	Sales (\$1,000)	Annual payroll (\$1,000)	Paid employees for pay period including March 12 (number)	Merchant wholesalers			Other operating types	
						Estab-lish-ments (number)	Sales (\$1,000)	Annual payroll (\$1,000)	Paid employees for pay period including March 12 (number)	Estab-lish-ments (number)
JEFFERSON COUNTY—Con.										
51	Nondurable goods —Con.									
514	Groceries and related products —Con.									
5146	Fish and seafoods	2	(D)	(D)	BB	2	(D)	(D)	BB	—
5147	Meats and meat products	7	(D)	(D)	EE	5	(D)	(D)	CC	2
5148	Fresh fruits and vegetables	20	(D)	(D)	EE	20	(D)	(D)	EE	—
5149	Groceries and related products, n.e.c.	36	(D)	(D)	GG	17	(D)	(D)	EE	19
515	Farm-product raw materials	4	(D)	(D)	BB	4	(D)	(D)	BB	—
5153	Grain and field beans	3	(D)	(D)	BB	3	(D)	(D)	BB	—
5154	Livestock	—	—	—	—	—	—	—	—	—
5159	Farm-product raw materials, n.e.c.	1	(D)	(D)	AA	1	(D)	(D)	AA	—
516	Chemicals and allied products	46	397 884	17 945	512	32	101 510	8 795	319	14
5162	Plastics materials and basic forms and shapes ...	10	(D)	(D)	BB	9	(D)	(D)	BB	1
5169	Chemicals and allied products, n.e.c.	36	(D)	(D)	EE	23	(D)	(D)	EE	13
517	Petroleum and petroleum products	38	866 693	8 618	293	26	177 176	5 950	225	12
5171	Petroleum bulk stations and terminals	26	789 936	6 498	217	15	(D)	(D)	CC	11
5172	Petroleum and petroleum products wholesalers, except bulk stations and terminals	12	76 757	2 120	76	11	(D)	(D)	BB	1
518	Beer, wine, and distilled alcoholic beverages	10	(D)	(D)	FF	9	(D)	(D)	FF	1
5181	Beer and ale	4	102 662	10 924	491	4	102 662	10 924	491	—
5182	Wine and distilled alcoholic beverages	6	(D)	(D)	CC	5	(D)	(D)	CC	1
519	Miscellaneous nondurable goods	92	(D)	(D)	GG	71	(D)	(D)	GG	21
5191	Farm supplies	10	12 616	1 148	76	8	(D)	(D)	BB	2
5192	Books, periodicals, and newspapers	9	(D)	(D)	CC	5	22 900	4 907	187	4
5193	Flowers, nursery stock, and florists' supplies ...	14	17 063	2 627	163	13	(D)	(D)	CC	1
5194	Tobacco and tobacco products	5	313 235	5 785	283	5	313 235	5 785	283	—
5198	Paints, varnishes, and supplies	13	29 904	2 253	90	3	(D)	(D)	BB	10
5199	Nondurable goods, n.e.c.	41	(D)	(D)	EE	37	(D)	(D)	EE	4
MADISON COUNTY										
	Wholesale trade	467	2 438 285	138 229	5 137	367	(D)	(D)	HH	100
50	Durable goods	382	1 634 358	105 956	3 710	295	(D)	(D)	GG	87
501	Motor vehicles and motor vehicle parts and supplies	36	(D)	(D)	CC	36	(D)	(D)	CC	—
502	Furniture and homefurnishings	18	(D)	(D)	CC	18	(D)	(D)	CC	—
503	Lumber and other construction materials	21	(D)	(D)	EE	20	70 903	4 371	245	1
504	Professional and commercial equipment and supplies	75	(D)	(D)	GG	57	(D)	(D)	FF	18
505	Metals and minerals, except petroleum	5	(D)	(D)	BB	3	2 577	298	16	2
506	Electrical goods	121	812 232	31 459	830	67	220 622	18 422	516	54
507	Hardware, and plumbing and heating equipment and supplies	32	(D)	(D)	CC	31	(D)	(D)	CC	1
508	Machinery, equipment, and supplies	44	121 341	11 396	430	38	105 226	10 286	395	6
509	Miscellaneous durable goods	30	(D)	(D)	CC	25	(D)	(D)	CC	5
51	Nondurable goods	85	803 927	32 273	1 427	72	(D)	(D)	GG	13
511	Paper and paper products	14	(D)	(D)	CC	12	(D)	(D)	CC	2
512	Drugs, drug proprietaries, and druggists' sundries ...	4	(D)	(D)	CC	4	(D)	(D)	CC	—
513	Apparel, piece goods, and notions	4	(D)	(D)	AA	3	575	144	6	1
514	Groceries and related products	12	(D)	(D)	EE	10	(D)	(D)	CC	2
515	Farm-product raw materials	—	—	—	—	—	—	—	—	—
516	Chemicals and allied products	12	(D)	(D)	BB	9	15 883	1 528	59	3
517	Petroleum and petroleum products	7	63 947	2 969	189	7	63 947	2 969	189	—
518	Beer, wine, and distilled alcoholic beverages	7	56 059	4 989	195	7	56 059	4 989	195	—
519	Miscellaneous nondurable goods	25	(D)	(D)	EE	20	(D)	(D)	CC	5
MOBILE COUNTY										
	Wholesale trade	843	2 822 015	218 702	9 295	705	1 956 835	174 759	7 879	138
50	Durable goods	577	1 478 095	150 019	5 804	489	1 142 404	124 478	5 140	88
501	Motor vehicles and motor vehicle parts and supplies	78	126 104	14 460	721	67	107 985	12 634	633	11
5012	Automobiles and other motor vehicles	15	(D)	(D)	CC	12	39 672	2 890	123	3
5013	Motor vehicle supplies and new parts	40	(D)	(D)	EE	33	(D)	(D)	EE	7
5014	Tires and tubes	11	14 089	2 150	110	10	(D)	(D)	BB	1
5015	Motor vehicle parts, used	12	(D)	(D)	BB	12	(D)	(D)	BB	—
502	Furniture and homefurnishings	23	(D)	(D)	EE	19	(D)	(D)	CC	4
5021	Furniture	7	(D)	(D)	BB	4	(D)	(D)	BB	3
5023	Homefurnishings	16	(D)	(D)	CC	15	(D)	(D)	CC	1
503	Lumber and other construction materials	50	218 356	12 095	486	41	149 886	10 637	443	9
5031	Lumber, plywood, millwork, and wood panels ...	22	(D)	(D)	EE	21	117 420	7 357	299	1
5032	Brick, stone, and related construction materials ...	13	(D)	(D)	CC	8	(D)	(D)	BB	5
5033	Roofing, siding, and insulation materials	10	26 777	1 620	53	8	(D)	(D)	BB	2
5039	Construction materials, n.e.c.	5	(D)	(D)	AA	4	6 749	398	16	1

Table 6. Summary Statistics for Counties With 200 Establishments or More: 1992 — Con.

[For meaning of abbreviations and symbols, see introductory text. For explanation of terms and comparability of 1987 and 1992 censuses, see appendix A. For information on geographic areas followed by ▲, see appendix F]

SIC code	Geographic area and kind of business	Estab-lish-ments (number)	Sales (\$1,000)	Annual payroll (\$1,000)	Paid employees for pay period including March 12 (number)	Merchant wholesalers			Other operating types		
						Estab-lish-ments (number)	Sales (\$1,000)	Annual payroll (\$1,000)	Paid employees for pay period including March 12 (number)	Estab-lish-ments (number)	Sales (\$1,000)
MOBILE COUNTY — Con.											
50	Durable goods — Con.										
504	Professional and commercial equipment and supplies	77	152 760	25 439	974	66	(D)	(D)	FF	11	(D)
5043	Photographic equipment and supplies	2	(D)	(D)	BB	2	(D)	(D)	BB	—	—
5044	Office equipment	15	(D)	(D)	EE	13	(D)	(D)	CC	2	(D)
5045	Computers and computer peripheral equipment and software	25	58 903	10 291	330	21	34 887	4 838	229	4	24 016
5046	Commercial equipment, n.e.c.	9	(D)	(D)	BB	9	(D)	(D)	BB	—	—
5047	Medical, dental, and hospital equipment and supplies	21	(D)	(D)	CC	16	(D)	(D)	CC	5	(D)
5048	Ophthalmic goods	2	(D)	(D)	AA	2	(D)	(D)	AA	—	—
5049	Professional equipment and supplies, n.e.c.	3	(D)	(D)	AA	3	(D)	(D)	AA	—	—
505	Metals and minerals, except petroleum	19	(D)	(D)	EE	17	(D)	(D)	EE	2	(D)
5051	Metals service centers and offices	18	(D)	(D)	EE	16	(D)	(D)	EE	2	(D)
5052	Coal and other minerals and ores	1	(D)	(D)	AA	1	(D)	(D)	AA	—	—
506	Electrical goods	68	155 658	16 445	568	51	(D)	(D)	FF	17	(D)
5063	Electrical apparatus and equipment, wiring supplies, and construction materials	43	122 919	12 043	400	29	(D)	(D)	EE	14	(D)
5064	Electrical appliances, television and radio sets	5	3 758	414	28	5	3 758	414	28	—	—
5065	Electronic parts and equipment, n.e.c.	20	28 981	3 988	140	17	(D)	(D)	CC	3	(D)
507	Hardware, and plumbing and heating equipment and supplies	51	(D)	(D)	EE	49	85 297	8 796	369	2	(D)
5072	Hardware	17	(D)	(D)	CC	17	(D)	(D)	CC	—	—
5074	Plumbing and heating equipment and supplies (hydronics)	14	(D)	(D)	BB	13	(D)	(D)	BB	1	(D)
5075	Warm air heating and air-conditioning equipment and supplies	15	37 369	3 492	139	14	(D)	(D)	CC	1	(D)
5078	Refrigeration equipment and supplies	5	6 242	696	33	5	6 242	696	33	—	—
508	Machinery, equipment, and supplies	168	457 728	50 597	1 728	138	348 701	41 787	1 524	30	109 027
5082	Construction and mining (except petroleum) machinery and equipment	15	(D)	(D)	CC	14	29 371	2 615	114	1	(D)
5083	Farm and garden machinery and equipment	5	(D)	(D)	BB	5	(D)	(D)	BB	—	—
5084	Industrial machinery and equipment	71	188 088	21 166	639	51	(D)	(D)	EE	20	(D)
5085	Industrial supplies	57	(D)	(D)	FF	49	146 923	18 747	650	8	(D)
5087	Service establishment equipment and supplies	10	11 357	2 136	89	9	(D)	(D)	BB	1	(D)
5088	Transportation equipment and supplies, except motor vehicles	10	(D)	(D)	CC	10	(D)	(D)	CC	—	—
509	Miscellaneous durable goods	43	73 788	6 688	340	41	(D)	(D)	EE	2	(D)
5091	Sporting and recreational goods and supplies	2	(D)	(D)	AA	2	(D)	(D)	AA	—	—
5092	Toys and hobby goods and supplies	—	—	—	—	—	—	—	—	—	—
5093	Scrap and waste materials	16	28 477	2 583	141	15	(D)	(D)	CC	1	(D)
5094	Jewelry, watches, precious stones, and precious metals	5	2 294	388	29	5	2 294	388	29	—	—
5099	Durable goods, n.e.c.	20	(D)	(D)	CC	19	(D)	(D)	CC	1	(D)
51	Nondurable goods	266	1 343 920	68 683	3 491	216	814 431	50 281	2 739	50	529 489
511	Paper and paper products	31	(D)	(D)	FF	25	(D)	(D)	EE	6	24 345
5111	Printing and writing paper	3	10 101	1 056	43	3	10 101	1 056	43	—	—
5112	Stationery and office supplies	20	(D)	(D)	EE	17	(D)	(D)	EE	3	4 869
5113	Industrial and personal service paper	8	42 273	5 055	188	5	22 797	3 318	133	3	19 476
512	Drugs, drug proprietaries, and druggists' sundries	7	(D)	(D)	CC	6	(D)	(D)	CC	1	(D)
5122	Drugs, drug proprietaries, and druggists' sundries	7	(D)	(D)	CC	6	(D)	(D)	CC	1	(D)
513	Apparel, piece goods, and notions	9	(D)	(D)	BB	6	(D)	(D)	BB	3	(D)
5131	Piece goods, notions, and other dry goods	1	(D)	(D)	AA	1	(D)	(D)	AA	—	—
5136	Men's and boys' clothing and furnishings	3	(D)	(D)	AA	1	(D)	(D)	AA	2	(D)
5137	Women's, children's, and infants' clothing and accessories	5	(D)	(D)	AA	4	(D)	(D)	AA	1	(D)
5139	Footwear	—	—	—	—	—	—	—	—	—	—
514	Groceries and related products	105	411 000	19 252	1 371	84	(D)	(D)	FF	21	(D)
5141	Groceries, general line	5	4 655	401	24	5	4 655	401	24	—	—
5142	Packaged frozen foods	16	(D)	(D)	EE	10	(D)	(D)	CC	6	48 556
5143	Dairy products, except dried or canned	4	(D)	(D)	BB	2	(D)	(D)	AA	2	(D)
5144	Poultry and poultry products	4	(D)	(D)	BB	2	(D)	(D)	AA	2	(D)
5145	Confectionery	2	(D)	(D)	BB	2	(D)	(D)	BB	—	—
5146	Fish and seafoods	43	(D)	(D)	FF	42	(D)	(D)	FF	1	(D)
5147	Meats and meat products	5	(D)	(D)	BB	4	24 880	1 053	53	1	(D)
5148	Fresh fruits and vegetables	5	12 895	532	24	5	12 895	532	24	—	—
5149	Groceries and related products, n.e.c.	21	(D)	(D)	EE	12	(D)	(D)	BB	9	147 909
515	Farm-product raw materials	3	(D)	(D)	BB	3	(D)	(D)	BB	—	—
5153	Grain and field beans	3	(D)	(D)	BB	3	(D)	(D)	BB	—	—
5154	Livestock	—	—	—	—	—	—	—	—	—	—
5159	Farm-product raw materials, n.e.c.	—	—	—	—	—	—	—	—	—	—
516	Chemicals and allied products	24	96 494	7 308	243	16	(D)	(D)	CC	8	(D)
5162	Plastics materials and basic forms and shapes	5	(D)	(D)	BB	5	(D)	(D)	BB	—	—
5169	Chemicals and allied products, n.e.c.	19	(D)	(D)	CC	11	(D)	(D)	CC	8	(D)
517	Petroleum and petroleum products	26	334 253	9 899	437	20	213 280	8 634	396	6	120 973
5171	Petroleum bulk stations and terminals	22	274 943	7 659	353	16	153 970	6 394	312	6	120 973
5172	Petroleum and petroleum products wholesalers, except bulk stations and terminals	4	59 310	2 240	84	4	59 310	2 240	84	—	—
518	Beer, wine, and distilled alcoholic beverages	8	77 457	7 779	283	8	77 457	7 779	283	—	—
5181	Beer and ale	4	68 719	6 935	245	4	68 719	6 935	245	—	—
5182	Wine and distilled alcoholic beverages	4	8 738	844	38	4	8 738	844	38	—	—

Table 6. Summary Statistics for Counties With 200 Establishments or More: 1992 — Con.

[For meaning of abbreviations and symbols, see introductory text. For explanation of terms and comparability of 1987 and 1992 censuses, see appendix A. For information on geographic areas followed by ▲, see appendix F]

SIC code	Geographic area and kind of business	Estab-lish-ments (number)	Sales (\$1,000)	Annual payroll (\$1,000)	Paid employees for pay period including March 12 (number)	Merchant wholesalers			Other operating types		
						Estab-lish-ments (number)	Sales (\$1,000)	Annual payroll (\$1,000)	Paid employees for pay period including March 12 (number)	Estab-lish-ments (number)	Sales (\$1,000)
MOBILE COUNTY — Con.											
51	Nondurable goods — Con.										
519	Miscellaneous nondurable goods -----	53	55 287	5 450	379	48	(D)	(D)	EE	5	(D)
5191	Farm supplies -----	9	(D)	(D)	BB	9	(D)	(D)	BB	—	—
5192	Books, periodicals, and newspapers -----	6	7 398	836	60	5	(D)	(D)	BB	1	(D)
5193	Flowers, nursery stock, and florists' supplies -----	12	(D)	(D)	CC	10	(D)	(D)	BB	2	(D)
5194	Tobacco and tobacco products -----	1	(D)	(D)	BB	1	(D)	(D)	BB	—	—
5198	Paints, varnishes, and supplies -----	6	6 915	850	32	4	(D)	(D)	AA	2	(D)
5199	Nondurable goods, n.e.c. -----	19	(D)	(D)	BB	19	(D)	(D)	BB	—	—
MONTGOMERY COUNTY											
	Wholesale trade -----	465	2 994 139	158 141	6 182	398	2 436 614	132 952	5 432	67	557 525
50	Durable goods -----	327	690 760	86 819	3 202	294	(D)	(D)	HH	33	(D)
501	Motor vehicles and motor vehicle parts and supplies -----	69	112 467	11 241	540	64	(D)	(D)	EE	5	(D)
502	Furniture and homefurnishings -----	12	(D)	(D)	BB	11	13 644	1 856	79	1	(D)
503	Lumber and other construction materials -----	27	(D)	(D)	CC	25	(D)	(D)	CC	2	(D)
504	Professional and commercial equipment and supplies -----	55	(D)	(D)	FF	46	(D)	(D)	EE	9	96 615
505	Metals and minerals, except petroleum -----	9	(D)	(D)	CC	7	15 834	4 898	215	2	(D)
506	Electrical goods -----	31	62 827	5 445	201	25	48 982	4 988	187	6	13 845
507	Hardware, and plumbing and heating equipment and supplies -----	36	80 392	8 078	316	35	(D)	(D)	EE	1	(D)
508	Machinery, equipment, and supplies -----	65	127 991	17 998	686	59	(D)	(D)	FF	6	(D)
509	Miscellaneous durable goods -----	23	31 253	3 799	207	22	(D)	(D)	CC	1	(D)
51	Nondurable goods -----	138	2 303 379	71 322	2 980	104	(D)	(D)	HH	34	(D)
511	Paper and paper products -----	21	(D)	(D)	CC	15	37 710	4 655	202	6	(D)
512	Drugs, drug proprietaries, and druggists' sundries -----	7	(D)	(D)	EE	7	(D)	(D)	EE	—	—
513	Apparel, piece goods, and notions -----	6	1 044	114	12	6	1 044	114	12	—	—
514	Groceries and related products -----	27	771 647	25 448	998	15	(D)	(D)	FF	12	(D)
515	Farm-product raw materials -----	13	(D)	(D)	CC	10	(D)	(D)	CC	3	(D)
516	Chemicals and allied products -----	8	13 528	1 515	67	5	7 235	781	37	3	6 293
517	Petroleum and petroleum products -----	17	248 890	4 377	179	12	99 998	3 886	167	5	148 892
518	Beer, wine, and distilled alcoholic beverages -----	5	49 803	5 368	252	5	49 803	5 368	252	—	—
519	Miscellaneous nondurable goods -----	34	(D)	(D)	FF	29	(D)	(D)	FF	5	(D)
MORGAN COUNTY											
	Wholesale trade -----	205	624 440	45 584	1 968	184	(D)	(D)	GG	21	(D)
50	Durable goods -----	158	356 065	29 758	1 266	142	(D)	(D)	GG	16	(D)
501	Motor vehicles and motor vehicle parts and supplies -----	18	(D)	(D)	CC	17	(D)	(D)	CC	1	(D)
502	Furniture and homefurnishings -----	6	6 076	1 200	57	6	6 076	1 200	57	—	—
503	Lumber and other construction materials -----	14	(D)	(D)	CC	11	56 407	3 581	189	3	(D)
504	Professional and commercial equipment and supplies -----	20	19 700	1 300	63	20	19 700	1 300	63	—	—
505	Metals and minerals, except petroleum -----	6	(D)	(D)	BB	4	9 071	670	32	2	(D)
506	Electrical goods -----	13	(D)	(D)	CC	10	23 543	2 976	102	3	(D)
507	Hardware, and plumbing and heating equipment and supplies -----	13	(D)	(D)	CC	12	(D)	(D)	CC	1	(D)
508	Machinery, equipment, and supplies -----	48	(D)	(D)	EE	45	(D)	(D)	EE	3	4 333
509	Miscellaneous durable goods -----	20	(D)	(D)	CC	17	(D)	(D)	CC	3	(D)
51	Nondurable goods -----	47	268 375	15 826	702	42	(D)	(D)	FF	5	(D)
511	Paper and paper products -----	4	(D)	(D)	BB	4	(D)	(D)	BB	—	—
512	Drugs, drug proprietaries, and druggists' sundries -----	1	(D)	(D)	BB	1	(D)	(D)	BB	—	—
513	Apparel, piece goods, and notions -----	2	(D)	(D)	BB	2	(D)	(D)	BB	—	—
514	Groceries and related products -----	7	(D)	(D)	CC	7	(D)	(D)	CC	—	—
515	Farm-product raw materials -----	3	(D)	(D)	BB	2	(D)	(D)	BB	1	(D)
516	Chemicals and allied products -----	4	12 234	1 898	32	1	(D)	(D)	AA	3	(D)
517	Petroleum and petroleum products -----	13	73 528	1 904	106	13	73 528	1 904	106	—	—
518	Beer, wine, and distilled alcoholic beverages -----	2	(D)	(D)	BB	2	(D)	(D)	BB	—	—
519	Miscellaneous nondurable goods -----	11	(D)	(D)	EE	10	108 080	5 473	250	1	(D)

Table 6. Summary Statistics for Counties With 200 Establishments or More: 1992 — Con.

[For meaning of abbreviations and symbols, see introductory text. For explanation of terms and comparability of 1987 and 1992 censuses, see appendix A. For information on geographic areas followed by ▲, see appendix F]

SIC code	Geographic area and kind of business	Estab-lish-ments (number)	Sales (\$1,000)	Annual payroll (\$1,000)	Paid employees for pay period including March 12 (number)	Merchant wholesalers			Other operating types		
						Estab-lish-ments (number)	Sales (\$1,000)	Annual payroll (\$1,000)	Paid employees for pay period including March 12 (number)	Estab-lish-ments (number)	Sales (\$1,000)
SHELBY COUNTY											
	Wholesale trade	266	2 364 208	99 539	3 385	201	(D)	(D)	GG	65	(D)
50	Durable goods	209	1 144 276	67 143	2 107	161	(D)	(D)	GG	48	(D)
501	Motor vehicles and motor vehicle parts and supplies	19	(D)	(D)	BB	17	(D)	(D)	BB	2	(D)
502	Furniture and homefurnishings	4	(D)	(D)	BB	4	(D)	(D)	BB	—	—
503	Lumber and other construction materials	12	(D)	(D)	BB	8	(D)	(D)	BB	4	(D)
504	Professional and commercial equipment and supplies	27	56 580	9 292	287	25	(D)	(D)	EE	2	(D)
505	Metals and minerals, except petroleum	15	(D)	(D)	CC	14	(D)	(D)	CC	1	(D)
506	Electrical goods	30	473 984	10 814	334	18	22 009	3 441	156	12	451 975
507	Hardware, and plumbing and heating equipment and supplies	18	(D)	(D)	CC	11	(D)	(D)	CC	7	(D)
508	Machinery, equipment, and supplies	67	127 785	14 857	464	50	(D)	(D)	EE	17	(D)
509	Miscellaneous durable goods	17	(D)	(D)	EE	14	(D)	(D)	EE	3	(D)
51	Nondurable goods	57	1 219 932	32 396	1 278	40	(D)	(D)	FF	17	(D)
511	Paper and paper products	6	(D)	(D)	BB	6	(D)	(D)	BB	—	—
512	Drugs, drug proprietaries, and druggists' sundries	5	337 084	8 477	300	3	(D)	(D)	CC	2	(D)
513	Apparel, piece goods, and notions	3	(D)	(D)	AA	2	(D)	(D)	AA	1	(D)
514	Groceries and related products	13	(D)	(D)	EE	8	(D)	(D)	BB	5	522 693
515	Farm-product raw materials	1	(D)	(D)	AA	1	(D)	(D)	AA	—	—
516	Chemicals and allied products	7	(D)	(D)	CC	3	(D)	(D)	BB	4	85 527
517	Petroleum and petroleum products	4	(D)	(D)	CC	4	(D)	(D)	CC	—	—
518	Beer, wine, and distilled alcoholic beverages	2	(D)	(D)	AA	1	(D)	(D)	AA	1	(D)
519	Miscellaneous nondurable goods	16	(D)	(D)	CC	12	(D)	(D)	CC	4	(D)
TUSCALOOSA COUNTY (Coextensive with Tuscaloosa, AL MSA; see table 7.)											

Table 7. Summary Statistics for Metropolitan Areas: 1992

[For meaning of abbreviations and symbols, see introductory text. For explanation of terms and comparability of 1987 and 1992 censuses, see appendix A. For definitions of CMSA's, MSA's, and PMSA's, see appendix D]

SIC code	Geographic area and kind of business	Estab-lish-ments (number)	Sales (\$1,000)	Annual payroll (\$1,000)	Paid employees for pay period including March 12 (number)	Merchant wholesalers			Other operating types		
						Estab-lish-ments (number)	Sales (\$1,000)	Annual payroll (\$1,000)	Paid employees for pay period including March 12 (number)	Estab-lish-ments (number)	Sales (\$1,000)
ANNISTON, AL MSA											
	Wholesale trade	148	645 304	41 018	1 795	136	583 558	36 659	1 617	12	61 746
50	Durable goods	106	206 498	21 885	1 012	102	(D)	(D)	FF	4	(D)
501	Motor vehicles and motor vehicle parts and supplies	22	16 094	2 451	154	22	16 094	2 451	154	—	—
502	Furniture and homefurnishings	1	(D)	(D)	AA	1	(D)	(D)	AA	—	—
503	Lumber and other construction materials	8	32 812	1 348	33	8	32 812	1 348	33	—	—
504	Professional and commercial equipment and supplies	11	16 244	2 809	124	11	16 244	2 809	124	—	—
505	Metals and minerals, except petroleum	9	17 086	1 468	71	8	(D)	(D)	BB	1	(D)
506	Electrical goods	7	13 318	1 435	76	7	13 318	1 435	76	—	—
507	Hardware, and plumbing and heating equipment and supplies	10	13 097	1 286	72	10	13 097	1 286	72	—	—
508	Machinery, equipment, and supplies	23	46 349	5 372	210	23	46 349	5 372	210	—	—
509	Miscellaneous durable goods	15	(D)	(D)	EE	12	(D)	(D)	CC	3	(D)
51	Nondurable goods	42	438 806	19 133	783	34	(D)	(D)	FF	8	(D)
511	Paper and paper products	5	(D)	(D)	BB	4	(D)	(D)	BB	1	(D)
512	Drugs, drug proprietaries, and druggists' sundries	1	(D)	(D)	AA	1	(D)	(D)	AA	—	—
513	Apparel, piece goods, and notions	1	(D)	(D)	AA	1	(D)	(D)	AA	—	—
514	Groceries and related products	10	(D)	(D)	FF	8	(D)	(D)	EE	2	(D)
515	Farm-product raw materials	—	—	—	—	—	—	—	—	—	—
516	Chemicals and allied products	1	(D)	(D)	AA	—	—	—	(D)	1	(D)
517	Petroleum and petroleum products	9	61 690	1 630	86	7	(D)	(D)	BB	2	(D)
518	Beer, wine, and distilled alcoholic beverages	4	(D)	(D)	BB	3	(D)	(D)	BB	1	(D)
519	Miscellaneous nondurable goods	11	(D)	(D)	BB	10	(D)	(D)	BB	1	(D)

Table 7. Summary Statistics for Metropolitan Areas: 1992 — Con.

[For meaning of abbreviations and symbols, see introductory text. For explanation of terms and comparability of 1987 and 1992 censuses, see appendix A. For definitions of CMSA's, MSA's, and PMSA's, see appendix D]

SIC code	Geographic area and kind of business	Establishments (number)	Sales (\$1,000)	Annual payroll (\$1,000)	Paid employees for pay period including March 12 (number)	Merchant wholesalers				Other operating types	
						Establishments (number)	Sales (\$1,000)	Annual payroll (\$1,000)	Paid employees for pay period including March 12 (number)	Establishments (number)	Sales (\$1,000)
BIRMINGHAM, AL MSA											
	Wholesale trade -----	2 075	14 132 211	813 184	28 506	1 605	6 671 906	596 356	22 125	470	7 460 305
50	Durable goods -----	1 564	8 477 252	577 086	18 842	1 227	4 113 621	443 584	15 430	337	4 363 631
501	Motor vehicles and motor vehicle parts and supplies -----	215	1 509 173	62 883	2 552	190	524 760	48 677	1 980	25	984 413
5012	Automobiles and other motor vehicles -----	49	779 384	19 984	843	40	220 570	11 597	447	9	558 814
5013	Motor vehicle supplies and new parts -----	112	364 078	32 904	1 318	100	(D)	(D)	GG	12	(D)
5014	Tires and tubes -----	23	(D)	(D)	CC	19	(D)	(D)	CC	4	(D)
5015	Motor vehicle parts, used -----	31	(D)	(D)	CC	31	(D)	(D)	CC	-	-
502	Furniture and homefurnishings -----	67	151 766	17 424	695	59	130 636	16 543	664	8	21 130
5021	Furniture -----	40	(D)	(D)	EE	34	(D)	(D)	EE	6	(D)
5023	Homefurnishings -----	27	(D)	(D)	EE	25	(D)	(D)	EE	2	(D)
503	Lumber and other construction materials -----	105	766 306	38 833	1 213	74	563 393	31 533	975	31	202 913
5031	Lumber, plywood, millwork, and wood panels -----	49	509 568	24 801	732	39	472 309	22 949	664	10	37 259
5032	Brick, stone, and related construction materials -----	23	144 698	5 578	181	13	22 087	2 547	97	10	122 611
5033	Roofing, siding, and insulation materials -----	14	(D)	(D)	CC	10	(D)	(D)	BB	4	(D)
5039	Construction materials, n.e.c. -----	19	(D)	(D)	CC	12	(D)	(D)	CC	7	(D)
504	Professional and commercial equipment and supplies -----	218	796 800	109 016	2 974	184	420 804	64 918	2 125	34	375 996
5043	Photographic equipment and supplies -----	5	3 302	267	13	5	3 302	267	13	-	-
5044	Office equipment -----	44	(D)	(D)	FF	39	(D)	(D)	FF	5	(D)
5045	Computers and computer peripheral equipment and software -----	71	306 813	40 533	872	59	92 303	14 079	432	12	214 510
5046	Commercial equipment, n.e.c. -----	20	53 602	6 801	278	20	53 602	6 801	278	-	-
5047	Medical, dental, and hospital equipment and supplies -----	64	291 395	32 940	858	49	191 633	26 496	712	15	99 762
5048	Ophthalmic goods -----	6	4 332	617	37	5	(D)	(D)	BB	1	(D)
5049	Professional equipment and supplies, n.e.c. -----	8	(D)	(D)	CC	7	(D)	(D)	CC	1	(D)
505	Metals and minerals, except petroleum -----	116	1 755 487	76 822	2 370	87	(D)	(D)	GG	29	(D)
5051	Metals service centers and offices -----	101	(D)	(D)	GG	74	(D)	(D)	GG	27	(D)
5052	Coal and other minerals and ores -----	15	(D)	(D)	BB	13	(D)	(D)	BB	2	(D)
506	Electrical goods -----	162	1 076 639	56 076	1 842	106	326 884	37 166	1 387	56	749 755
5063	Electrical apparatus and equipment, wiring supplies, and construction materials -----	106	507 037	37 413	1 227	63	239 379	26 119	958	43	267 658
5064	Electrical appliances, television and radio sets -----	12	59 430	3 318	132	10	(D)	(D)	CC	2	(D)
5065	Electronic parts and equipment, n.e.c. -----	44	510 172	15 345	483	33	(D)	(D)	EE	11	(D)
507	Hardware, and plumbing and heating equipment and supplies -----	146	401 876	43 612	1 517	110	271 384	35 198	1 266	36	130 492
5072	Hardware -----	62	137 555	18 907	696	49	(D)	(D)	FF	13	(D)
5074	Plumbing and heating equipment and supplies (hydronics) -----	34	98 174	8 140	279	22	47 875	5 685	201	12	50 299
5075	Warm air heating and air-conditioning equipment and supplies -----	42	145 357	12 694	425	32	(D)	(D)	EE	10	(D)
5078	Refrigeration equipment and supplies -----	8	20 790	3 871	117	7	(D)	(D)	CC	1	(D)
508	Machinery, equipment, and supplies -----	421	1 178 650	130 508	4 260	323	792 825	110 144	3 684	98	385 825
5082	Construction and mining (except petroleum) machinery and equipment -----	40	203 862	35 166	1 045	32	(D)	(D)	FF	8	(D)
5083	Farm and garden machinery and equipment -----	25	66 422	6 226	286	24	(D)	(D)	EE	1	(D)
5084	Industrial machinery and equipment -----	196	425 456	46 508	1 441	140	270 796	37 918	1 210	56	154 660
5085	Industrial supplies -----	118	389 654	31 876	1 059	93	213 375	26 398	925	25	176 279
5087	Service establishment equipment and supplies -----	34	53 079	7 432	313	27	(D)	(D)	EE	7	(D)
5088	Transportation equipment and supplies, except motor vehicles -----	8	40 177	3 300	116	7	(D)	(D)	CC	1	(D)
509	Miscellaneous durable goods -----	114	840 555	41 912	1 419	94	(D)	(D)	GG	20	(D)
5091	Sporting and recreational goods and supplies -----	17	367 430	4 980	123	10	16 190	1 608	71	7	351 240
5092	Toys and hobby goods and supplies -----	4	3 220	401	16	3	(D)	(D)	AA	1	(D)
5093	Scrap and waste materials -----	50	281 350	17 702	647	45	176 121	14 604	626	5	105 229
5094	Jewelry, watches, precious stones, and precious metals -----	16	45 728	4 392	134	14	(D)	(D)	CC	2	(D)
5099	Durable goods, n.e.c. -----	27	142 827	14 437	499	22	(D)	(D)	EE	5	(D)
51	Nondurable goods -----	511	5 654 959	236 098	9 664	378	2 558 285	152 772	6 695	133	3 096 674
511	Paper and paper products -----	90	330 497	30 335	1 244	73	235 333	26 615	1 127	17	95 164
5111	Printing and writing paper -----	15	86 062	8 101	229	12	(D)	(D)	CC	3	(D)
5112	Stationery and office supplies -----	59	164 815	14 048	697	45	(D)	(D)	FF	14	(D)
5113	Industrial and personal service paper -----	16	79 620	8 186	318	16	79 620	8 186	318	-	-
512	Drugs, drug proprietaries, and druggists' sundries -----	23	420 150	12 828	421	17	(D)	(D)	EE	6	(D)
5122	Drugs, drug proprietaries, and druggists' sundries -----	23	420 150	12 828	421	17	(D)	(D)	EE	6	(D)
513	Apparel, piece goods, and notions -----	35	98 243	7 368	336	25	(D)	(D)	EE	10	(D)
5131	Piece goods, notions, and other dry goods -----	13	(D)	(D)	CC	10	(D)	(D)	CC	3	(D)
5136	Men's and boys' clothing and furnishings -----	9	(D)	(D)	CC	7	(D)	(D)	CC	2	(D)
5137	Women's, children's, and infants' clothing and accessories -----	9	28 863	1 766	73	7	(D)	(D)	BB	2	(D)
5139	Footwear -----	4	(D)	(D)	AA	1	(D)	(D)	AA	3	(D)
514	Groceries and related products -----	118	2 502 421	102 672	4 172	76	880 739	47 087	1 971	42	1 621 682
5141	Groceries, general line -----	15	959 358	24 603	1 067	9	(D)	(D)	FF	6	(D)
5142	Packaged frozen foods -----	8	111 847	5 759	220	3	(D)	(D)	CC	5	(D)
5143	Dairy products, except dried or canned -----	5	(D)	(D)	CC	3	(D)	(D)	BB	2	(D)
5144	Poultry and poultry products -----	6	(D)	(D)	BB	4	(D)	(D)	AA	2	(D)
5145	Confectionery -----	13	(D)	(D)	FF	8	(D)	(D)	BB	5	(D)

Table 7. Summary Statistics for Metropolitan Areas: 1992 – Con.

[For meaning of abbreviations and symbols, see introductory text. For explanation of terms and comparability of 1987 and 1992 censuses, see appendix A. For definitions of CMSA's, MSA's, and PMSA's, see appendix D]

SIC code	Geographic area and kind of business	Estab-lish-ments (number)	Sales (\$1,000)	Annual payroll (\$1,000)	Paid employees for pay period including March 12 (number)	Merchant wholesalers			Other operating types	
						Estab-lish-ments (number)	Sales (\$1,000)	Annual payroll (\$1,000)	Paid employees for pay period including March 12 (number)	Estab-lish-ments (number)
BIRMINGHAM, AL MSA – Con.										
51	Nondurable goods – Con.									
514	Groceries and related products – Con.									
5146	Fish and seafoods -----	2	(D)	(D)	BB	2	(D)	(D)	BB	–
5147	Meats and meat products -----	8	(D)	(D)	EE	6	(D)	(D)	CC	2
5148	Fresh fruits and vegetables -----	21	113 611	10 913	486	21	113 611	10 913	486	–
5149	Groceries and related products, n.e.c. -----	40	771 950	33 570	1 247	20	(D)	(D)	EE	20
515	Farm-product raw materials -----	5	75 836	2 021	42	5	75 836	2 021	42	–
5153	Grain and field beans -----	4	(D)	(D)	BB	4	(D)	(D)	BB	–
5154	Livestock -----	–	–	–	–	–	–	–	–	–
5159	Farm-product raw materials, n.e.c. -----	1	(D)	(D)	AA	1	(D)	(D)	AA	–
516	Chemicals and allied products -----	55	492 754	22 003	653	37	110 853	10 612	371	18
5162	Plastics materials and basic forms and shapes -----	14	19 796	1 758	71	11	(D)	(D)	BB	3
5169	Chemicals and allied products, n.e.c. -----	41	472 958	20 245	582	26	(D)	(D)	EE	15
517	Petroleum and petroleum products -----	49	990 490	12 626	521	37	300 973	9 958	453	12
5171	Petroleum bulk stations and terminals -----	33	905 872	10 249	426	22	(D)	(D)	EE	11
5172	Petroleum and petroleum products wholesalers, except bulk stations and terminals -----	16	84 618	2 377	95	15	(D)	(D)	BB	1
518	Beer, wine, and distilled alcoholic beverages -----	12	229 873	15 075	680	10	(D)	(D)	FF	2
5181	Beer and ale -----	4	102 662	10 924	491	4	102 662	10 924	491	–
5182	Wine and distilled alcoholic beverages -----	8	127 211	4 151	189	6	(D)	(D)	CC	2
519	Miscellaneous nondurable goods -----	124	514 695	31 170	1 595	98	(D)	(D)	GG	26
5191	Farm supplies -----	22	35 938	5 219	242	19	33 044	4 939	235	3
5192	Books, periodicals, and newspapers -----	10	42 057	6 689	271	6	(D)	(D)	CC	4
5193	Flowers, nursery stock, and florists' supplies -----	22	41 178	4 468	295	20	(D)	(D)	EE	2
5194	Tobacco and tobacco products -----	5	313 235	5 785	283	5	313 235	5 785	283	–
5198	Paints, varnishes, and supplies -----	17	34 032	2 506	106	4	(D)	(D)	BB	13
5199	Nondurable goods, n.e.c. -----	48	48 255	6 503	398	44	(D)	(D)	EE	4
COLUMBUS, GA-AL MSA										
	Wholesale trade -----	283	1 007 197	77 005	2 992	243	526 296	50 612	2 198	40
50	Durable goods -----	186	473 577	42 964	1 655	170	251 415	30 927	1 408	16
501	Motor vehicles and motor vehicle parts and supplies -----	36	29 063	4 381	237	36	29 063	4 381	237	–
502	Furniture and homefurnishings -----	10	(D)	(D)	CC	6	(D)	(D)	BB	4
503	Lumber and other construction materials -----	11	65 831	2 952	116	10	(D)	(D)	BB	1
504	Professional and commercial equipment and supplies -----	29	68 066	9 179	317	25	23 953	5 393	243	4
505	Metals and minerals, except petroleum -----	3	(D)	(D)	BB	2	(D)	(D)	BB	1
506	Electrical goods -----	16	36 909	4 986	155	15	(D)	(D)	CC	1
507	Hardware, and plumbing and heating equipment and supplies -----	16	35 567	4 202	155	16	35 567	4 202	155	–
508	Machinery, equipment, and supplies -----	48	64 189	6 908	314	44	52 767	6 578	305	4
509	Miscellaneous durable goods -----	17	(D)	(D)	CC	16	(D)	(D)	CC	1
51	Nondurable goods -----	97	533 620	34 041	1 337	73	274 881	19 685	790	24
511	Paper and paper products -----	16	34 271	3 067	96	10	17 915	1 731	63	6
512	Drugs, drug proprietaries, and druggists' sundries -----	4	3 552	579	20	4	3 552	579	20	–
513	Apparel, piece goods, and notions -----	5	(D)	(D)	EE	4	(D)	(D)	BB	1
514	Groceries and related products -----	21	170 975	10 494	457	15	120 111	4 245	221	6
515	Farm-product raw materials -----	1	(D)	(D)	AA	–	–	–	(D)	1
516	Chemicals and allied products -----	7	7 437	745	26	6	(D)	(D)	AA	1
517	Petroleum and petroleum products -----	13	100 665	2 784	113	10	50 623	2 356	100	3
518	Beer, wine, and distilled alcoholic beverages -----	5	36 293	5 461	166	5	36 293	5 461	166	–
519	Miscellaneous nondurable goods -----	25	(D)	(D)	CC	19	(D)	(D)	CC	6
DECATUR, AL MSA										
	Wholesale trade -----	232	657 013	48 334	2 143	209	550 197	42 690	1 969	23
50	Durable goods -----	169	362 793	30 474	1 311	152	269 243	25 754	1 186	17
501	Motor vehicles and motor vehicle parts and supplies -----	21	28 600	3 270	172	20	(D)	(D)	CC	1
502	Furniture and homefurnishings -----	6	6 076	1 200	57	6	6 076	1 200	57	–
503	Lumber and other construction materials -----	16	79 298	3 966	212	13	(D)	(D)	CC	3
504	Professional and commercial equipment and supplies -----	20	19 700	1 300	63	20	19 700	1 300	63	–
505	Metals and minerals, except petroleum -----	7	56 118	3 862	84	4	9 071	670	32	3
506	Electrical goods -----	14	32 584	3 267	119	11	(D)	(D)	CC	3

Table 7. Summary Statistics for Metropolitan Areas: 1992 — Con.

[For meaning of abbreviations and symbols, see introductory text. For explanation of terms and comparability of 1987 and 1992 censuses, see appendix A. For definitions of CMSA's, MSA's, and PMSA's, see appendix D]

SIC code	Geographic area and kind of business	Estab-lish-ments (number)	Sales (\$1,000)	Annual payroll (\$1,000)	Paid employees for pay period including March 12 (number)	Merchant wholesalers				Other operating types	
						Estab-lish-ments (number)	Sales (\$1,000)	Annual payroll (\$1,000)	Paid employees for pay period including March 12 (number)	Estab-lish-ments (number)	Sales (\$1,000)
DECATUR, AL MSA — Con.											
50	Durable goods — Con.										
507	Hardware, and plumbing and heating equipment and supplies -----	14	(D)	(D)	CC	13	(D)	(D)	CC	1	(D)
508	Machinery, equipment, and supplies -----	50	85 060	9 042	336	47	80 727	8 606	322	3	4 333
509	Miscellaneous durable goods -----	21	(D)	(D)	CC	18	23 326	2 537	(D)	3	(D)
51	Nondurable goods -----	63	294 220	17 860	832	57	280 954	16 936	783	6	13 266
511	Paper and paper products -----	5	3 469	533	37	5	3 469	533	37	—	—
512	Drugs, drug proprietaries, and druggists' sundries ---	1	(D)	(D)	BB	1	(D)	(D)	BB	—	—
513	Apparel, piece goods, and notions -----	2	(D)	(D)	BB	2	(D)	(D)	BB	—	—
514	Groceries and related products -----	8	24 972	3 988	171	8	24 972	3 988	171	—	—
515	Farm-product raw materials -----	6	33 714	1 006	86	4	(D)	(D)	BB	2	(D)
516	Chemicals and allied products -----	4	12 234	1 898	32	1	(D)	(D)	AA	3	(D)
517	Petroleum and petroleum products -----	16	81 286	2 348	132	16	81 286	2 348	132	—	—
518	Beer, wine, and distilled alcoholic beverages -----	2	(D)	(D)	BB	2	(D)	(D)	BB	—	—
519	Miscellaneous nondurable goods -----	19	115 900	6 385	301	18	(D)	(D)	EE	1	(D)
DOTHAN, AL MSA											
	Wholesale trade -----	306	876 776	79 043	3 793	279	781 845	72 149	3 504	27	94 931
50	Durable goods -----	192	448 695	46 231	2 136	184	433 199	45 098	2 091	8	15 496
501	Motor vehicles and motor vehicle parts and supplies -----	46	154 495	11 983	621	46	154 495	11 983	621	—	—
502	Furniture and homefurnishings -----	8	14 562	1 887	111	7	(D)	(D)	CC	1	(D)
503	Lumber and other construction materials -----	9	37 026	3 731	173	8	(D)	(D)	CC	1	(D)
504	Professional and commercial equipment and supplies -----	31	25 514	5 009	205	28	(D)	(D)	CC	3	(D)
505	Metals and minerals, except petroleum -----	3	7 405	774	38	3	7 405	774	38	—	—
506	Electrical goods -----	19	85 054	7 909	311	18	(D)	(D)	EE	1	(D)
507	Hardware, and plumbing and heating equipment and supplies -----	16	32 215	3 849	170	15	(D)	(D)	CC	1	(D)
508	Machinery, equipment, and supplies -----	47	80 174	10 090	436	47	80 174	10 090	436	—	—
509	Miscellaneous durable goods -----	13	12 250	999	71	12	(D)	(D)	BB	1	(D)
51	Nondurable goods -----	114	428 081	32 812	1 657	95	348 646	27 051	1 413	19	79 435
511	Paper and paper products -----	18	25 262	4 125	202	15	17 896	3 380	180	3	7 366
512	Drugs, drug proprietaries, and druggists' sundries ---	2	(D)	(D)	CC	2	(D)	(D)	CC	—	—
513	Apparel, piece goods, and notions -----	2	(D)	(D)	AA	2	(D)	(D)	AA	—	—
514	Groceries and related products -----	25	177 342	10 918	523	19	121 791	7 298	359	6	55 551
515	Farm-product raw materials -----	13	(D)	(D)	BB	10	(D)	(D)	BB	3	(D)
516	Chemicals and allied products -----	5	8 154	1 399	48	4	(D)	(D)	BB	1	(D)
517	Petroleum and petroleum products -----	11	42 521	2 708	237	8	(D)	(D)	CC	3	(D)
518	Beer, wine, and distilled alcoholic beverages -----	5	24 506	2 881	86	5	24 506	2 881	86	—	—
519	Miscellaneous nondurable goods -----	33	63 612	4 896	265	30	61 906	4 692	255	3	1 706
FLORENCE, AL MSA											
	Wholesale trade -----	236	724 754	46 293	2 395	223	589 119	41 357	2 192	13	135 635
50	Durable goods -----	161	340 547	29 604	1 572	157	(D)	(D)	GG	4	(D)
501	Motor vehicles and motor vehicle parts and supplies -----	33	(D)	(D)	EE	32	(D)	(D)	EE	1	(D)
502	Furniture and homefurnishings -----	8	35 277	1 656	100	7	(D)	(D)	BB	1	(D)
503	Lumber and other construction materials -----	15	46 774	2 828	156	15	46 774	2 828	156	—	—
504	Professional and commercial equipment and supplies -----	16	14 424	2 594	119	15	(D)	(D)	CC	1	(D)
505	Metals and minerals, except petroleum -----	6	13 613	665	36	6	13 613	665	36	—	—
506	Electrical goods -----	15	27 443	2 320	124	15	27 443	2 320	124	—	—
507	Hardware, and plumbing and heating equipment and supplies -----	13	18 289	1 901	96	12	(D)	(D)	BB	1	(D)
508	Machinery, equipment, and supplies -----	29	51 669	6 603	281	29	51 669	6 603	281	—	—
509	Miscellaneous durable goods -----	26	(D)	(D)	EE	26	(D)	(D)	EE	—	—
51	Nondurable goods -----	75	384 207	16 689	823	66	(D)	(D)	FF	9	(D)
511	Paper and paper products -----	6	9 263	1 824	74	6	9 263	1 824	74	—	—
512	Drugs, drug proprietaries, and druggists' sundries ---	2	(D)	(D)	AA	2	(D)	(D)	AA	—	—
513	Apparel, piece goods, and notions -----	7	1 618	282	26	7	1 618	282	26	—	—
514	Groceries and related products -----	17	55 599	4 551	202	13	24 703	1 754	108	4	30 896
515	Farm-product raw materials -----	1	(D)	(D)	AA	—	—	—	(D)	1	(D)
516	Chemicals and allied products -----	5	43 366	736	28	3	(D)	(D)	BB	2	(D)
517	Petroleum and petroleum products -----	14	154 510	1 910	101	13	(D)	(D)	BB	1	(D)
518	Beer, wine, and distilled alcoholic beverages -----	3	19 646	1 256	48	3	19 646	1 256	48	—	—
519	Miscellaneous nondurable goods -----	20	(D)	(D)	EE	19	(D)	(D)	EE	1	(D)

Table 7. Summary Statistics for Metropolitan Areas: 1992 – Con.

[For meaning of abbreviations and symbols, see introductory text. For explanation of terms and comparability of 1987 and 1992 censuses, see appendix A. For definitions of CMSA's, MSA's, and PMSA's, see appendix D]

SIC code	Geographic area and kind of business	Estab-lish-ments (number)	Sales (\$1,000)	Annual payroll (\$1,000)	Paid employees for pay period including March 12 (number)	Merchant wholesalers				Other operating types	
						Estab-lish-ments (number)	Sales (\$1,000)	Annual payroll (\$1,000)	Paid employees for pay period including March 12 (number)	Estab-lish-ments (number)	Sales (\$1,000)
GADSDEN, AL MSA											
	Wholesale trade -----	148	446 998	34 910	1 655	136	365 487	28 308	1 361	12	81 511
50	Durable goods -----	91	204 171	15 672	735	88	(D)	(D)	FF	3	(D)
501	Motor vehicles and motor vehicle parts and supplies -----	26	50 100	2 453	128	26	50 100	2 453	128	--	--
502	Furniture and homefurnishings -----	4	5 444	615	46	4	5 444	615	46	--	--
503	Lumber and other construction materials -----	3	(D)	(D)	BB	3	(D)	(D)	BB	--	--
504	Professional and commercial equipment and supplies -----	11	(D)	(D)	BB	11	(D)	(D)	BB	--	--
505	Metals and minerals, except petroleum -----	7	36 195	2 134	94	6	(D)	(D)	BB	1	(D)
506	Electrical goods -----	6	7 229	699	40	5	(D)	(D)	BB	1	(D)
507	Hardware, and plumbing and heating equipment and supplies -----	5	8 224	584	27	5	8 224	584	27	--	--
508	Machinery, equipment, and supplies -----	16	23 317	2 636	120	16	23 317	2 636	120	--	--
509	Miscellaneous durable goods -----	13	(D)	(D)	CC	12	(D)	(D)	CC	1	(D)
51	Nondurable goods -----	57	242 827	19 238	920	48	(D)	(D)	FF	9	(D)
511	Paper and paper products -----	4	9 838	2 101	94	4	9 838	2 101	94	--	--
512	Drugs, drug proprietaries, and druggists' sundries -----	3	3 236	431	27	3	3 236	431	27	--	--
513	Apparel, piece goods, and notions -----	1	(D)	(D)	AA	1	(D)	(D)	AA	--	--
514	Groceries and related products -----	16	104 899	9 694	407	11	38 428	3 600	148	5	66 471
515	Farm-product raw materials -----	3	20 606	354	25	1	(D)	(D)	AA	2	(D)
516	Chemicals and allied products -----	4	(D)	(D)	BB	4	(D)	(D)	BB	--	--
517	Petroleum and petroleum products -----	8	62 532	3 206	181	8	62 532	3 206	181	--	--
518	Beer, wine, and distilled alcoholic beverages -----	2	(D)	(D)	BB	1	(D)	(D)	BB	1	(D)
519	Miscellaneous nondurable goods -----	16	(D)	(D)	BB	15	(D)	(D)	BB	1	(D)
HUNTSVILLE, AL MSA											
	Wholesale trade -----	522	2 614 328	151 050	5 683	420	1 566 474	97 992	4 124	102	1 047 854
50	Durable goods -----	417	1 738 783	113 456	4 008	329	743 534	67 309	2 756	88	995 249
501	Motor vehicles and motor vehicle parts and supplies -----	46	42 921	3 764	253	46	42 921	3 764	253	--	--
5012	Automobiles and other motor vehicles -----	9	16 402	418	25	9	16 402	418	25	--	--
5013	Motor vehicle supplies and new parts -----	23	20 644	2 584	169	23	20 644	2 584	169	--	--
5014	Tires and tubes -----	3	1 946	340	24	3	1 946	340	24	--	--
5015	Motor vehicle parts, used -----	11	3 929	422	35	11	3 929	422	35	--	--
502	Furniture and homefurnishings -----	19	31 598	3 849	212	19	31 598	3 849	212	--	--
5021	Furniture -----	9	22 007	2 696	141	9	22 007	2 696	141	--	--
5023	Homefurnishings -----	10	9 591	1 153	71	10	9 591	1 153	71	--	--
503	Lumber and other construction materials -----	22	74 324	4 774	263	21	(D)	(D)	EE	1	(D)
5031	Lumber, plywood, millwork, and wood panels -----	13	61 854	3 624	219	12	(D)	(D)	CC	1	(D)
5032	Brick, stone, and related construction materials -----	4	10 062	882	27	4	10 062	882	27	--	--
5033	Roofing, siding, and insulation materials -----	2	(D)	(D)	AA	2	(D)	(D)	AA	--	--
5039	Construction materials, n.e.c. -----	3	(D)	(D)	AA	3	(D)	(D)	AA	--	--
504	Professional and commercial equipment and supplies -----	76	442 701	41 603	1 338	58	112 287	11 912	507	18	330 414
5043	Photographic equipment and supplies -----	1	(D)	(D)	AA	1	(D)	(D)	AA	--	--
5044	Office equipment -----	10	23 663	3 718	121	8	(D)	(D)	BB	2	(D)
5045	Computers and computer peripheral equipment and software -----	46	403 942	35 828	1 104	32	92 646	8 622	340	14	311 296
5046	Commercial equipment, n.e.c. -----	5	1 716	275	18	5	1 716	275	18	--	--
5047	Medical, dental, and hospital equipment and supplies -----	8	7 017	1 036	57	7	(D)	(D)	BB	1	(D)
5048	Ophthalmic goods -----	--	--	--	--	--	--	--	--	--	--
5049	Professional equipment and supplies, n.e.c. -----	6	(D)	(D)	BB	5	(D)	(D)	BB	1	(D)
505	Metals and minerals, except petroleum -----	8	70 004	3 248	116	5	(D)	(D)	BB	3	(D)
5051	Metals service centers and offices -----	8	70 004	3 248	116	5	(D)	(D)	BB	3	(D)
5052	Coal and other minerals and ores -----	--	--	--	--	--	--	--	--	--	--
506	Electrical goods -----	124	820 192	32 208	866	70	228 582	19 171	552	54	591 610
5063	Electrical apparatus and equipment, wiring supplies, and construction materials -----	32	100 900	8 890	305	27	(D)	(D)	EE	5	(D)
5064	Electrical appliances, television and radio sets -----	4	20 856	463	18	2	(D)	(D)	AA	2	(D)
5065	Electronic parts and equipment, n.e.c. -----	88	698 436	22 855	543	41	(D)	(D)	EE	47	(D)
507	Hardware, and plumbing and heating equipment and supplies -----	34	50 819	4 957	203	33	(D)	(D)	CC	1	(D)
5072	Hardware -----	9	9 310	1 198	54	9	9 310	1 198	54	--	--
5074	Plumbing and heating equipment and supplies (hydronics) -----	11	21 689	2 495	93	11	21 689	2 495	93	--	--
5075	Warm air heating and air-conditioning equipment and supplies -----	12	(D)	(D)	BB	11	17 215	1 072	(D)	1	(D)
5078	Refrigeration equipment and supplies -----	2	(D)	(D)	AA	2	(D)	(D)	AA	--	--
508	Machinery, equipment, and supplies -----	55	145 730	14 125	528	49	129 615	13 015	493	6	16 115
5082	Construction and mining (except petroleum) machinery and equipment -----	8	31 234	3 194	107	6	(D)	(D)	BB	2	(D)
5083	Farm and garden machinery and equipment -----	10	19 342	1 994	89	10	19 342	1 994	89	--	--
5084	Industrial machinery and equipment -----	20	72 871	6 201	198	16	(D)	(D)	CC	4	(D)
5085	Industrial supplies -----	10	10 221	1 583	66	10	10 221	1 583	66	--	--
5087	Service establishment equipment and supplies -----	6	(D)	(D)	BB	6	(D)	(D)	BB	--	--
5088	Transportation equipment and supplies, except motor vehicles -----	1	(D)	(D)	BB	1	(D)	(D)	BB	--	--

Table 7. Summary Statistics for Metropolitan Areas: 1992 — Con.

[For meaning of abbreviations and symbols, see introductory text. For explanation of terms and comparability of 1987 and 1992 censuses, see appendix A. For definitions of CMSA's, MSA's, and PMSA's, see appendix D]

SIC code	Geographic area and kind of business	Estab-lish-ments (number)	Sales (\$1,000)	Annual payroll (\$1,000)	Paid employees for pay period including March 12 (number)	Merchant wholesalers			Other operating types		
						Estab-lish-ments (number)	Sales (\$1,000)	Annual payroll (\$1,000)	Paid employees for pay period including March 12 (number)	Estab-lish-ments (number)	Sales (\$1,000)
HUNTSVILLE, AL MSA — Con.											
50	Durable goods — Con.										
509	Miscellaneous durable goods -----	33	60 494	4 928	229	28	(D)	(D)	CC	5	(D)
5091	Sporting and recreational goods and supplies ----	7	4 858	971	18	7	4 858	971	18	—	—
5092	Toys and hobby goods and supplies -----	3	2 934	515	38	3	2 934	515	38	—	—
5093	Scrap and waste materials -----	10	17 082	1 882	101	9	(D)	(D)	BB	1	(D)
5094	Jewelry, watches, precious stones, and precious metals-----	4	5 688	304	30	4	5 688	304	30	—	—
5099	Durable goods, n.e.c. -----	9	29 932	1 256	42	5	(D)	(D)	AA	4	(D)
51	Nondurable goods -----	105	875 545	37 594	1 675	91	822 940	30 683	1 368	14	52 605
511	Paper and paper products -----	14	(D)	(D)	CC	12	(D)	(D)	CC	2	(D)
5111	Printing and writing paper -----	2	(D)	(D)	BB	2	(D)	(D)	BB	—	—
5112	Stationery and office supplies -----	11	20 992	2 228	104	9	(D)	(D)	BB	2	(D)
5113	Industrial and personal service paper -----	1	(D)	(D)	BB	1	(D)	(D)	BB	—	—
512	Drugs, drug proprietaries, and druggists' sundries ---	6	(D)	(D)	CC	6	(D)	(D)	CC	—	—
5122	Drugs, drug proprietaries, and druggists' sundries -	6	(D)	(D)	CC	6	(D)	(D)	CC	—	—
513	Apparel, piece goods, and notions -----	5	2 085	337	20	4	(D)	(D)	AA	1	(D)
5131	Piece goods, notions, and other dry goods -----	1	(D)	(D)	AA	1	(D)	(D)	AA	—	—
5136	Men's and boys' clothing and furnishings -----	2	(D)	(D)	AA	1	(D)	(D)	AA	1	(D)
5137	Women's, children's, and infants' clothing and accessories -----	2	(D)	(D)	AA	2	(D)	(D)	AA	—	—
5139	Footwear -----	—	—	—	—	—	—	—	—	—	—
514	Groceries and related products -----	13	(D)	(D)	EE	11	(D)	(D)	CC	2	(D)
5141	Groceries, general line -----	1	(D)	(D)	CC	1	(D)	(D)	CC	—	—
5142	Packaged frozen foods -----	—	—	—	—	—	—	—	—	—	—
5143	Dairy products, except dried or canned -----	1	(D)	(D)	AA	1	(D)	(D)	AA	—	—
5144	Poultry and poultry products -----	1	(D)	(D)	AA	1	(D)	(D)	AA	—	—
5145	Confectionery -----	2	(D)	(D)	AA	2	(D)	(D)	AA	—	—
5146	Fish and seafoods -----	—	—	—	—	—	—	—	—	—	—
5147	Meats and meat products -----	1	(D)	(D)	AA	1	(D)	(D)	AA	—	—
5148	Fresh fruits and vegetables -----	3	8 564	413	24	3	8 564	413	24	—	—
5149	Groceries and related products, n.e.c. -----	4	(D)	(D)	EE	2	(D)	(D)	AA	2	(D)
515	Farm-product raw materials -----	1	(D)	(D)	AA	1	(D)	(D)	AA	—	—
5153	Grain and field beans -----	—	—	—	—	—	—	—	—	—	—
5154	Livestock -----	1	(D)	(D)	AA	1	(D)	(D)	AA	—	—
5159	Farm-product raw materials, n.e.c. -----	—	—	—	—	—	—	—	—	—	—
516	Chemicals and allied products -----	14	24 469	2 357	82	11	(D)	(D)	BB	3	(D)
5162	Plastics materials and basic forms and shapes ---	6	10 393	1 115	42	4	(D)	(D)	BB	2	(D)
5169	Chemicals and allied products, n.e.c. -----	8	14 076	1 242	40	7	(D)	(D)	BB	1	(D)
517	Petroleum and petroleum products -----	11	90 900	4 791	275	11	90 900	4 791	275	—	—
5171	Petroleum bulk stations and terminals -----	10	(D)	(D)	EE	10	(D)	(D)	EE	—	—
5172	Petroleum and petroleum products wholesalers, except bulk stations and terminals -----	1	(D)	(D)	AA	1	(D)	(D)	AA	—	—
518	Beer, wine, and distilled alcoholic beverages -----	7	56 059	4 989	195	7	56 059	4 989	195	—	—
5181	Beer and ale -----	3	41 247	3 677	127	3	41 247	3 677	127	—	—
5182	Wine and distilled alcoholic beverages -----	4	14 812	1 312	68	4	14 812	1 312	68	—	—
519	Miscellaneous nondurable goods -----	34	(D)	(D)	EE	28	(D)	(D)	EE	6	(D)
5191	Farm supplies -----	14	88 015	4 247	159	14	88 015	4 247	159	—	—
5192	Books, periodicals, and newspapers -----	7	(D)	(D)	BB	4	(D)	(D)	BB	3	(D)
5193	Flowers, nursery stock, and florists' supplies ----	3	2 105	274	14	3	2 105	274	14	—	—
5194	Tobacco and tobacco products -----	1	(D)	(D)	BB	1	(D)	(D)	BB	—	—
5198	Paints, varnishes, and supplies -----	3	(D)	(D)	BB	—	—	—	(D)	3	(D)
5199	Nondurable goods, n.e.c. -----	6	8 299	573	31	6	8 299	573	31	—	—
MOBILE, AL MSA											
	Wholesale trade -----	1 003	3 195 155	243 814	10 439	846	2 215 388	195 037	8 833	157	979 767
50	Durable goods -----	672	1 664 962	163 960	6 359	572	1 271 587	135 853	5 616	100	393 375
501	Motor vehicles and motor vehicle parts and supplies -----	92	143 006	15 317	761	81	124 887	13 491	673	11	18 119
5012	Automobiles and other motor vehicles -----	17	59 256	3 783	165	14	(D)	(D)	CC	3	(D)
5013	Motor vehicle supplies and new parts -----	49	63 896	8 329	414	42	(D)	(D)	EE	7	(D)
5014	Tires and tubes -----	11	14 089	2 150	110	10	(D)	(D)	BB	1	(D)
5015	Motor vehicle parts, used -----	15	5 765	1 055	72	15	5 765	1 055	72	—	—
502	Furniture and homefurnishings -----	26	82 519	7 184	291	22	(D)	(D)	CC	4	(D)
5021	Furniture -----	8	(D)	(D)	BB	5	(D)	(D)	BB	3	1 931
5023	Homefurnishings-----	18	(D)	(D)	CC	17	(D)	(D)	CC	1	(D)
503	Lumber and other construction materials -----	60	244 864	13 996	571	51	176 394	12 538	528	9	68 470
5031	Lumber, plywood, millwork, and wood panels -----	30	145 965	9 372	385	29	(D)	(D)	EE	1	(D)
5032	Brick, stone, and related construction materials ---	14	63 775	2 518	111	9	(D)	(D)	BB	5	(D)
5033	Roofing, siding, and insulation materials -----	10	26 777	1 620	53	8	(D)	(D)	BB	2	(D)
5039	Construction materials, n.e.c. -----	6	8 347	486	22	5	(D)	(D)	BB	1	(D)

Table 7. Summary Statistics for Metropolitan Areas: 1992 — Con.

[For meaning of abbreviations and symbols, see introductory text. For explanation of terms and comparability of 1987 and 1992 censuses, see appendix A. For definitions of CMSA's, MSA's, and PMSA's, see appendix D]

SIC code	Geographic area and kind of business	Estab-lish-ments (number)	Sales (\$1,000)	Annual payroll (\$1,000)	Paid employees for pay period including March 12 (number)	Merchant wholesalers				Other operating types	
						Estab-lish-ments (number)	Sales (\$1,000)	Annual payroll (\$1,000)	Paid employees for pay period including March 12 (number)	Estab-lish-ments (number)	Sales (\$1,000)
MOBILE, AL MSA — Con.											
50	Durable goods — Con.										
504	Professional and commercial equipment and supplies	88	157 343	25 801	999	76	114 021	17 823	836	12	43 322
5043	Photographic equipment and supplies	2	(D)	(D)	BB	2	(D)	(D)	BB	—	—
5044	Office equipment	17	(D)	(D)	EE	15	(D)	(D)	CC	2	(D)
5045	Computers and computer peripheral equipment and software	29	59 463	10 332	334	25	35 447	4 879	233	4	24 016
5046	Commercial equipment, n.e.c.	10	4 925	1 075	51	10	4 925	1 075	51	—	—
5047	Medical, dental, and hospital equipment and supplies	24	51 860	5 939	250	18	(D)	(D)	CC	6	(D)
5048	Ophthalmic goods	3	1 965	366	25	3	1 965	366	25	—	—
5049	Professional equipment and supplies, n.e.c.	3	(D)	(D)	AA	3	(D)	(D)	AA	—	—
505	Metals and minerals, except petroleum	20	127 000	8 557	337	18	(D)	(D)	EE	2	(D)
5051	Metals service centers and offices	19	(D)	(D)	EE	17	122 975	8 342	(D)	2	(D)
5052	Coal and other minerals and ores	1	(D)	(D)	AA	1	(D)	(D)	AA	—	—
506	Electrical goods	82	173 723	17 780	628	61	125 504	15 394	553	21	48 219
5063	Electrical apparatus and equipment, wiring supplies, and construction materials	51	130 892	12 900	439	36	93 217	10 848	377	15	37 675
5064	Electrical appliances, television and radio sets	5	3 758	414	28	5	3 758	414	28	—	—
5065	Electronic parts and equipment, n.e.c.	26	39 073	4 466	161	20	28 529	4 132	148	6	10 544
507	Hardware, and plumbing and heating equipment and supplies	55	105 638	9 655	389	52	86 607	8 940	375	3	19 031
5072	Hardware	18	25 506	3 330	150	18	25 506	3 330	150	—	—
5074	Plumbing and heating equipment and supplies (hydronics)	17	36 521	2 137	67	15	(D)	(D)	BB	2	(D)
5075	Warm air heating and air-conditioning equipment and supplies	15	37 369	3 492	139	14	(D)	(D)	CC	1	(D)
5078	Refrigeration equipment and supplies	5	6 242	696	33	5	6 242	696	33	—	—
508	Machinery, equipment, and supplies	196	545 594	58 227	2 003	162	408 363	47 880	1 745	34	137 231
5082	Construction and mining (except petroleum) machinery and equipment	19	77 519	6 809	235	17	(D)	(D)	CC	2	(D)
5083	Farm and garden machinery and equipment	11	14 587	1 240	60	11	14 587	1 240	60	—	—
5084	Industrial machinery and equipment	82	217 026	23 781	738	60	127 696	16 394	571	22	89 330
5085	Industrial supplies	60	182 163	20 758	715	51	(D)	(D)	FF	9	(D)
5087	Service establishment equipment and supplies	10	11 357	2 136	89	9	(D)	(D)	BB	1	(D)
5088	Transportation equipment and supplies, except motor vehicles	14	42 942	3 503	166	14	42 942	3 503	166	—	—
509	Miscellaneous durable goods	53	85 275	7 443	380	49	(D)	(D)	EE	4	(D)
5091	Sporting and recreational goods and supplies	8	8 306	895	45	7	(D)	(D)	BB	1	(D)
5092	Toys and hobby goods and supplies	1	(D)	(D)	AA	1	(D)	(D)	AA	—	—
5093	Scrap and waste materials	16	28 477	2 583	141	15	(D)	(D)	CC	1	(D)
5094	Jewelry, watches, precious stones, and precious metals	5	2 294	388	29	5	2 294	388	29	—	—
5099	Durable goods, n.e.c.	23	(D)	(D)	CC	21	43 107	3 452	(D)	2	(D)
51	Nondurable goods	331	1 530 193	79 854	4 080	274	943 801	59 184	3 217	57	586 392
511	Paper and paper products	33	93 224	12 238	532	27	68 879	9 897	459	6	24 345
5111	Printing and writing paper	3	10 101	1 056	43	3	10 101	1 056	43	—	—
5112	Stationery and office supplies	22	40 850	6 127	301	19	35 981	5 523	283	3	4 869
5113	Industrial and personal service paper	8	42 273	5 055	188	5	22 797	3 318	133	3	19 476
512	Drugs, drug proprietaries, and druggists' sundries	8	(D)	(D)	CC	7	(D)	(D)	CC	1	(D)
5122	Drugs, drug proprietaries, and druggists' sundries	8	(D)	(D)	CC	7	(D)	(D)	CC	1	(D)
513	Apparel, piece goods, and notions	14	31 551	913	69	10	(D)	(D)	BB	4	(D)
5131	Piece goods, notions, and other dry goods	2	(D)	(D)	AA	2	(D)	(D)	AA	—	—
5136	Men's and boys' clothing and furnishings	4	(D)	(D)	AA	2	(D)	(D)	AA	2	(D)
5137	Women's, children's, and infants' clothing and accessories	8	(D)	(D)	BB	6	(D)	(D)	BB	2	(D)
5139	Footwear	—	—	—	—	—	—	—	—	—	—
514	Groceries and related products	122	484 319	23 444	1 555	98	213 485	14 240	1 049	24	270 834
5141	Groceries, general line	6	(D)	(D)	BB	5	4 655	401	(D)	1	(D)
5142	Packaged frozen foods	18	113 415	5 325	321	12	64 859	3 830	164	6	48 556
5143	Dairy products, except dried or canned	4	(D)	(D)	BB	2	(D)	(D)	AA	2	(D)
5144	Poultry and poultry products	5	25 711	1 285	70	2	(D)	(D)	AA	3	(D)
5145	Confectionery	5	19 369	1 343	75	5	19 369	1 343	75	—	—
5146	Fish and seafoods	47	56 998	5 025	571	46	(D)	(D)	FF	1	(D)
5147	Meats and meat products	6	38 293	1 409	71	5	(D)	(D)	BB	1	(D)
5148	Fresh fruits and vegetables	8	15 599	682	57	8	15 599	682	57	—	—
5149	Groceries and related products, n.e.c.	23	182 452	6 836	310	13	(D)	(D)	BB	10	(D)
515	Farm-product raw materials	6	47 479	927	89	5	(D)	(D)	BB	1	(D)
5153	Grain and field beans	4	(D)	(D)	BB	4	(D)	(D)	BB	—	—
5154	Livestock	1	(D)	(D)	BB	—	—	—	(D)	1	(D)
5159	Farm-product raw materials, n.e.c.	1	(D)	(D)	AA	1	(D)	(D)	AA	—	—
516	Chemicals and allied products	31	103 072	8 184	263	22	46 586	4 514	183	9	56 486
5162	Plastics materials and basic forms and shapes	6	7 282	595	28	6	7 282	595	28	—	—
5169	Chemicals and allied products, n.e.c.	25	95 790	7 589	235	16	39 304	3 919	155	9	56 486
517	Petroleum and petroleum products	34	372 346	11 100	525	28	251 373	9 835	484	6	120 973
5171	Petroleum bulk stations and terminals	30	313 036	8 860	441	24	192 063	7 595	400	6	120 973
5172	Petroleum and petroleum products wholesalers, except bulk stations and terminals	4	59 310	2 240	84	4	59 310	2 240	84	—	—
518	Beer, wine, and distilled alcoholic beverages	11	93 677	9 163	342	11	93 677	9 163	342	—	—
5181	Beer and ale	6	(D)	(D)	EE	6	(D)	(D)	EE	—	—
5182	Wine and distilled alcoholic beverages	5	(D)	(D)	BB	5	(D)	(D)	BB	—	—

Table 7. Summary Statistics for Metropolitan Areas: 1992 – Con.

[For meaning of abbreviations and symbols, see introductory text. For explanation of terms and comparability of 1987 and 1992 censuses, see appendix A. For definitions of CMSA's, MSA's, and PMSA's, see appendix D]

SIC code	Geographic area and kind of business	Estab-lish-ments (number)	Sales (\$1,000)	Annual payroll (\$1,000)	Paid employees for pay period including March 12 (number)	Merchant wholesalers			Other operating types		
						Estab-lish-ments (number)	Sales (\$1,000)	Annual payroll (\$1,000)	Paid employees for pay period including March 12 (number)	Estab-lish-ments (number)	Sales (\$1,000)
MOBILE, AL MSA – Con.											
51	Nondurable goods – Con.										
519	Miscellaneous nondurable goods -----	72	(D)	(D)	FF	66	(D)	(D)	EE	6	(D)
5191	Farm supplies -----	18	25 120	1 635	104	17	(D)	(D)	CC	1	(D)
5192	Books, periodicals, and newspapers -----	6	7 398	836	60	5	(D)	(D)	BB	1	(D)
5193	Flowers, nursery stock, and florists' supplies -----	19	14 977	2 547	199	17	(D)	(D)	CC	2	(D)
5194	Tobacco and tobacco products -----	1	(D)	(D)	BB	1	(D)	(D)	BB	-	-
5198	Paints, varnishes, and supplies -----	6	6 915	850	32	4	(D)	(D)	AA	2	(D)
5199	Nondurable goods, n.e.c. -----	22	(D)	(D)	CC	22	(D)	(D)	CC	-	-
MONTGOMERY, AL MSA											
	Wholesale trade -----	541	3 096 928	166 493	6 668	466	2 524 989	140 878	5 887	75	571 939
50	Durable goods -----	376	735 934	91 625	3 459	338	568 871	72 707	2 985	38	167 063
501	Motor vehicles and motor vehicle parts and supplies -----	78	116 295	11 801	583	73	(D)	(D)	FF	5	(D)
5012	Automobiles and other motor vehicles -----	16	66 723	4 266	176	14	(D)	(D)	CC	2	(D)
5013	Motor vehicle supplies and new parts -----	43	33 185	4 628	257	41	(D)	(D)	CC	2	(D)
5014	Tires and tubes -----	8	11 806	1 956	86	7	(D)	(D)	BB	1	(D)
5015	Motor vehicle parts, used -----	11	4 581	951	64	11	4 581	951	BB	64	-
502	Furniture and homefurnishings -----	14	18 735	2 198	93	12	(D)	(D)	BB	2	(D)
5021	Furniture -----	5	8 922	1 107	34	3	(D)	(D)	BB	2	(D)
5023	Homefurnishings -----	9	9 813	1 091	59	9	9 813	1 091	BB	59	-
503	Lumber and other construction materials -----	31	90 613	4 917	211	29	(D)	(D)	CC	2	(D)
5031	Lumber, plywood, millwork, and wood panels -----	16	76 868	4 052	162	16	76 868	4 052	162	-	-
5032	Brick, stone, and related construction materials -----	7	(D)	(D)	AA	6	2 517	167	(D)	1	(D)
5033	Roofing, siding, and insulation materials -----	5	7 203	561	32	4	(D)	(D)	AA	1	(D)
5039	Construction materials, n.e.c. -----	3	(D)	(D)	AA	3	(D)	(D)	AA	-	-
504	Professional and commercial equipment and supplies -----	57	149 510	28 585	750	48	52 895	12 971	447	9	96 615
5043	Photographic equipment and supplies -----	-	-	-	-	-	-	-	-	-	-
5044	Office equipment -----	18	31 259	7 780	280	16	(D)	(D)	CC	2	(D)
5045	Computers and computer peripheral equipment and software -----	16	90 972	13 871	272	9	(D)	(D)	BB	7	(D)
5046	Commercial equipment, n.e.c. -----	6	12 551	1 603	67	6	12 551	1 603	67	-	-
5047	Medical, dental, and hospital equipment and supplies -----	10	10 778	4 607	94	10	10 778	4 607	94	-	-
5048	Ophthalmic goods -----	3	2 291	647	32	3	2 291	647	32	-	-
5049	Professional equipment and supplies, n.e.c. -----	4	1 659	77	5	4	1 659	77	5	-	-
505	Metals and minerals, except petroleum -----	11	23 136	5 031	227	7	15 834	4 898	215	4	7 302
5051	Metals service centers and offices -----	10	(D)	(D)	CC	7	15 834	4 898	(D)	3	(D)
5052	Coal and other minerals and ores -----	1	(D)	(D)	AA	-	-	-	(D)	1	(D)
506	Electrical goods -----	35	66 167	5 927	239	29	52 322	5 470	225	6	13 845
5063	Electrical apparatus and equipment, wiring supplies, and construction materials -----	22	56 809	4 411	179	17	(D)	(D)	CC	5	(D)
5064	Electrical appliances, television and radio sets -----	4	(D)	(D)	BB	4	(D)	(D)	BB	-	-
5065	Electronic parts and equipment, n.e.c. -----	9	(D)	(D)	BB	8	(D)	(D)	BB	1	(D)
507	Hardware, and plumbing and heating equipment and supplies -----	36	80 392	8 078	316	35	(D)	(D)	EE	1	(D)
5072	Hardware -----	14	(D)	(D)	BB	14	(D)	(D)	BB	-	-
5074	Plumbing and heating equipment and supplies (hydronics) -----	9	27 078	2 912	116	9	27 078	2 912	116	-	-
5075	Warm air heating and air-conditioning equipment and supplies -----	10	34 844	2 466	101	9	(D)	(D)	BB	1	(D)
5078	Refrigeration equipment and supplies -----	3	(D)	(D)	BB	3	(D)	(D)	BB	-	-
508	Machinery, equipment, and supplies -----	78	138 711	19 654	755	72	(D)	(D)	FF	6	(D)
5082	Construction and mining (except petroleum) machinery and equipment -----	15	55 140	6 430	241	12	(D)	(D)	CC	3	(D)
5083	Farm and garden machinery and equipment -----	7	14 573	1 524	67	7	14 573	1 524	67	-	-
5084	Industrial machinery and equipment -----	16	(D)	(D)	CC	14	(D)	(D)	CC	2	(D)
5085	Industrial supplies -----	22	35 671	5 516	207	22	35 671	5 516	207	-	-
5087	Service establishment equipment and supplies -----	17	(D)	(D)	BB	16	(D)	(D)	BB	1	(D)
5088	Transportation equipment and supplies, except motor vehicles -----	1	(D)	(D)	AA	1	(D)	(D)	AA	-	-
509	Miscellaneous durable goods -----	36	52 375	5 434	285	33	41 524	4 931	265	3	10 851
5091	Sporting and recreational goods and supplies -----	4	9 246	884	54	3	(D)	(D)	BB	1	(D)
5092	Toys and hobby goods and supplies -----	2	(D)	(D)	AA	2	(D)	(D)	AA	-	-
5093	Scrap and waste materials -----	13	10 874	2 136	136	13	10 874	2 136	136	-	-
5094	Jewelry, watches, precious stones, and precious metals -----	2	(D)	(D)	AA	2	(D)	(D)	AA	-	-
5099	Durable goods, n.e.c. -----	15	30 158	2 285	86	13	(D)	(D)	BB	2	(D)

Table 7. Summary Statistics for Metropolitan Areas: 1992 – Con.

[For meaning of abbreviations and symbols, see introductory text. For explanation of terms and comparability of 1987 and 1992 censuses, see appendix A. For definitions of CMSA's, MSA's, and PMSA's, see appendix D.]

SIC code	Geographic area and kind of business	Estab-lish-ments (number)	Sales (\$1,000)	Annual payroll (\$1,000)	Paid employees for pay period including March 12 (number)	Merchant wholesalers			Other operating types		
						Estab-lish-ments (number)	Sales (\$1,000)	Annual payroll (\$1,000)	Paid employees for pay period including March 12 (number)	Estab-lish-ments (number)	Sales (\$1,000)
MONTGOMERY, AL MSA – Con.											
51	Nondurable goods	165	2 360 994	74 868	3 209	128	1 956 118	68 171	2 902	37	404 876
511	Paper and paper products	23	46 580	5 352	234	17	(D)	(D)	CC	6	(D)
5111	Printing and writing paper	5	(D)	(D)	BB	4	(D)	(D)	BB	1	(D)
5112	Stationery and office supplies	16	27 256	3 593	171	12	(D)	(D)	CC	4	(D)
5113	Industrial and personal service paper	2	(D)	(D)	AA	1	(D)	(D)	AA	1	(D)
512	Drugs, drug proprietaries, and druggists' sundries	8	(D)	(D)	EE	8	(D)	(D)	EE	–	–
5122	Drugs, drug proprietaries, and druggists' sundries	8	(D)	(D)	EE	8	(D)	(D)	EE	–	–
513	Apparel, piece goods, and notions	6	1 044	114	12	6	1 044	114	12	–	–
5131	Piece goods, notions, and other dry goods	1	(D)	(D)	AA	1	(D)	(D)	AA	–	–
5136	Men's and boys' clothing and furnishings	1	(D)	(D)	AA	1	(D)	(D)	AA	–	–
5137	Women's, children's, and infants' clothing and accessories	3	278	58	5	3	278	58	5	–	–
5139	Footwear	1	(D)	(D)	AA	1	(D)	(D)	AA	–	–
514	Groceries and related products	34	777 397	25 890	1 042	21	569 050	22 196	892	13	208 347
5141	Groceries, general line	4	(D)	(D)	EE	3	(D)	(D)	EE	1	(D)
5142	Packaged frozen foods	2	(D)	(D)	EE	1	(D)	(D)	EE	1	(D)
5143	Dairy products, except dried or canned	1	(D)	(D)	AA	1	(D)	(D)	AA	–	–
5144	Poultry and poultry products	–	–	–	–	–	–	–	–	–	–
5145	Confectionery	1	(D)	(D)	AA	1	(D)	(D)	AA	–	–
5146	Fish and seafoods	–	–	–	–	–	–	–	–	–	–
5147	Meats and meat products	3	(D)	(D)	BB	1	(D)	(D)	AA	2	(D)
5148	Fresh fruits and vegetables	7	20 839	1 514	102	7	20 839	1 514	102	–	–
5149	Groceries and related products, n.e.c.	16	309 045	4 597	215	7	(D)	(D)	CC	9	(D)
515	Farm-product raw materials	17	451 448	5 117	203	13	435 212	4 803	143	4	16 236
5153	Grain and field beans	1	(D)	(D)	AA	–	–	–	(D)	1	(D)
5154	Livestock	8	(D)	(D)	CC	6	(D)	(D)	BB	2	(D)
5159	Farm-product raw materials, n.e.c.	8	(D)	(D)	CC	7	(D)	(D)	CC	1	(D)
516	Chemicals and allied products	8	13 528	1 515	67	5	7 235	781	37	3	6 293
5162	Plastics materials and basic forms and shapes	1	(D)	(D)	BB	1	(D)	(D)	BB	–	–
5169	Chemicals and allied products, n.e.c.	7	(D)	(D)	BB	4	(D)	(D)	AA	3	6 293
517	Petroleum and petroleum products	21	266 504	4 814	201	16	117 612	4 323	189	5	148 892
5171	Petroleum bulk stations and terminals	13	232 898	3 668	161	8	84 006	3 177	149	5	148 892
5172	Petroleum and petroleum products wholesalers, except bulk stations and terminals	8	33 606	1 146	40	8	33 606	1 146	40	–	–
518	Beer, wine, and distilled alcoholic beverages	5	49 803	5 368	252	5	49 803	5 368	252	–	–
5181	Beer and ale	3	(D)	(D)	CC	3	(D)	(D)	CC	–	–
5182	Wine and distilled alcoholic beverages	2	(D)	(D)	BB	2	(D)	(D)	BB	–	–
519	Miscellaneous nondurable goods	43	(D)	(D)	FF	37	(D)	(D)	FF	6	(D)
5191	Farm supplies	16	34 626	2 793	147	14	(D)	(D)	CC	2	(D)
5192	Books, periodicals, and newspapers	2	(D)	(D)	BB	1	(D)	(D)	BB	1	(D)
5193	Flowers, nursery stock, and florists' supplies	6	47 709	5 776	393	4	(D)	(D)	EE	2	(D)
5194	Tobacco and tobacco products	2	(D)	(D)	BB	2	(D)	(D)	BB	–	–
5198	Paints, varnishes, and supplies	5	3 503	527	26	4	(D)	(D)	AA	1	(D)
5199	Nondurable goods, n.e.c.	12	8 522	1 071	96	12	8 522	1 071	96	–	–
TUSCALOOSA, AL MSA											
	Wholesale trade	207	594 351	44 580	1 930	184	530 824	39 769	1 777	23	63 527
50	Durable goods	142	325 982	30 334	1 260	127	291 820	28 787	1 204	15	34 162
501	Motor vehicles and motor vehicle parts and supplies	32	40 807	4 849	268	31	(D)	(D)	EE	1	(D)
502	Furniture and home furnishings	2	(D)	(D)	AA	–	–	–	(D)	2	(D)
503	Lumber and other construction materials	18	39 423	2 812	130	16	(D)	(D)	CC	2	(D)
504	Professional and commercial equipment and supplies	21	19 153	3 054	153	21	19 153	3 054	153	–	–
505	Metals and minerals, except petroleum	3	8 435	818	40	2	(D)	(D)	BB	1	(D)
506	Electrical goods	10	29 725	2 013	89	9	(D)	(D)	BB	1	(D)
507	Hardware, and plumbing and heating equipment and supplies	11	23 212	2 155	95	10	(D)	(D)	BB	1	(D)
508	Machinery, equipment, and supplies	29	148 578	13 185	412	22	145 367	12 757	398	7	3 211
509	Miscellaneous durable goods	16	(D)	(D)	BB	16	(D)	(D)	BB	–	–
51	Nondurable goods	65	268 369	14 246	670	57	239 004	10 982	573	8	29 365
511	Paper and paper products	10	19 420	2 790	91	8	(D)	(D)	BB	2	(D)
512	Drugs, drug proprietaries, and druggists' sundries	2	(D)	(D)	AA	2	(D)	(D)	AA	–	–
513	Apparel, piece goods, and notions	3	871	105	15	3	871	105	15	–	–
514	Groceries and related products	14	102 139	3 446	170	12	(D)	(D)	CC	2	(D)
515	Farm-product raw materials	–	–	–	–	–	–	–	–	–	–
516	Chemicals and allied products	3	(D)	(D)	AA	1	(D)	(D)	AA	2	(D)
517	Petroleum and petroleum products	11	85 089	2 836	149	10	(D)	(D)	CC	1	(D)
518	Beer, wine, and distilled alcoholic beverages	7	28 006	2 497	95	7	28 006	2 497	95	–	–
519	Miscellaneous nondurable goods	15	(D)	(D)	CC	14	(D)	(D)	CC	1	(D)

Table 8. Summary Statistics for the Area Outside Metropolitan Areas: 1992

[For meaning of abbreviations and symbols, see introductory text. For explanation of terms and comparability of 1987 and 1992 censuses, see appendix A. For definitions of CMSA's, MSA's, and PMSA's, see appendix D]

SIC code	Kind of business	Estab-lish-ments (number)	Sales (\$1,000)	Annual payroll (\$1,000)	Paid employees for pay period including March 12 (number)	Merchant wholesalers				Other operating types	
						Estab-lish-ments (number)	Sales (\$1,000)	Annual payroll (\$1,000)	Paid employees for pay period including March 12 (number)	Estab-lish-ments (number)	Sales (\$1,000)
	Wholesale trade -----	1 622	4 914 923	277 473	14 924	1 499	4 272 250	255 531	13 615	123	642 673
50	Durable goods -----	938	1 672 331	137 887	7 104	894	(D)	(D)	11	44	(D)
501	Motor vehicles and motor vehicle parts and supplies -----	241	(D)	(D)	GG	236	(D)	(D)	GG	5	12 684
5012	Automobiles and other motor vehicles -----	56	155 666	5 512	270	54	(D)	(D)	CC	2	(D)
5013	Motor vehicle supplies and new parts -----	122	(D)	(D)	FF	120	(D)	(D)	FF	2	(D)
5014	Tires and tubes -----	25	(D)	(D)	EE	24	80 063	5 356	292	1	(D)
5015	Motor vehicle parts, used -----	38	(D)	(D)	CC	38	(D)	(D)	CC	-	-
502	Furniture and home furnishings -----	35	77 410	10 614	682	33	(D)	(D)	FF	2	(D)
5021	Furniture -----	22	(D)	(D)	EE	20	42 601	5 459	320	2	(D)
5023	Home furnishings -----	13	(D)	(D)	EE	13	(D)	(D)	EE	-	-
503	Lumber and other construction materials -----	93	249 967	16 956	759	85	199 157	14 014	642	8	50 810
5031	Lumber, plywood, millwork, and wood panels -----	66	(D)	(D)	FF	59	(D)	(D)	EE	7	(D)
5032	Brick, stone, and related construction materials -----	12	(D)	(D)	BB	11	(D)	(D)	BB	1	(D)
5033	Roofing, siding, and insulation materials -----	4	5 940	484	22	4	5 940	484	22	-	-
5039	Construction materials, n.e.c. -----	11	64 627	4 523	110	11	64 627	4 523	110	-	-
504	Professional and commercial equipment and supplies -----	60	(D)	(D)	EE	58	(D)	(D)	EE	2	(D)
5043	Photographic equipment and supplies -----	1	(D)	(D)	AA	1	(D)	(D)	AA	-	-
5044	Office equipment -----	18	(D)	(D)	CC	18	(D)	(D)	CC	-	-
5045	Computers and computer peripheral equipment and software -----	14	10 880	949	44	13	(D)	(D)	BB	1	(D)
5046	Commercial equipment, n.e.c. -----	2	(D)	(D)	AA	2	(D)	(D)	AA	-	-
5047	Medical, dental, and hospital equipment and supplies -----	22	(D)	(D)	CC	21	(D)	(D)	CC	1	(D)
5048	Ophthalmic goods -----	1	(D)	(D)	AA	1	(D)	(D)	AA	-	-
5049	Professional equipment and supplies, n.e.c. -----	2	(D)	(D)	BB	2	(D)	(D)	BB	-	-
505	Metals and minerals, except petroleum -----	17	(D)	(D)	CC	17	(D)	(D)	CC	-	-
5051	Metals service centers and offices -----	13	37 007	2 481	129	13	37 007	2 481	129	-	-
5052	Coal and other minerals and ores -----	4	(D)	(D)	AA	4	(D)	(D)	AA	-	-
506	Electrical goods -----	43	60 007	6 083	278	43	60 007	6 083	278	-	-
5063	Electrical apparatus and equipment, wiring supplies, and construction materials -----	26	51 503	4 737	201	26	51 503	4 737	201	-	-
5064	Electrical appliances, television and radio sets -----	6	3 697	168	14	6	3 697	168	14	-	-
5065	Electronic parts and equipment, n.e.c. -----	11	4 807	1 178	63	11	4 807	1 178	63	-	-
507	Hardware, and plumbing and heating equipment and supplies -----	49	(D)	(D)	EE	47	(D)	(D)	EE	2	(D)
5072	Hardware -----	17	13 929	1 453	92	17	13 929	1 453	92	-	-
5074	Plumbing and heating equipment and supplies (hydronics) -----	26	41 851	3 566	172	25	(D)	(D)	CC	1	(D)
5075	Warm air heating and air-conditioning equipment and supplies -----	5	(D)	(D)	AA	4	(D)	(D)	AA	1	(D)
5078	Refrigeration equipment and supplies -----	1	(D)	(D)	AA	1	(D)	(D)	AA	-	-
508	Machinery, equipment, and supplies -----	224	(D)	(D)	GG	213	(D)	(D)	GG	11	(D)
5082	Construction and mining (except petroleum) machinery and equipment -----	18	(D)	(D)	CC	18	(D)	(D)	CC	-	-
5083	Farm and garden machinery and equipment -----	93	(D)	(D)	FF	92	167 736	12 787	707	1	(D)
5084	Industrial machinery and equipment -----	51	(D)	(D)	EE	44	(D)	(D)	EE	7	(D)
5085	Industrial supplies -----	44	59 260	6 037	231	41	(D)	(D)	CC	3	(D)
5087	Service establishment equipment and supplies -----	15	(D)	(D)	BB	15	(D)	(D)	BB	-	-
5088	Transportation equipment and supplies, except motor vehicles -----	3	(D)	(D)	CC	3	(D)	(D)	CC	-	-
509	Miscellaneous durable goods -----	176	378 056	25 840	1 446	162	343 543	23 989	1 347	14	34 513
5091	Sporting and recreational goods and supplies -----	17	51 189	2 626	157	16	(D)	(D)	CC	1	(D)
5092	Toys and hobby goods and supplies -----	3	(D)	(D)	AA	2	(D)	(D)	AA	1	(D)
5093	Scrap and waste materials -----	42	97 852	6 115	429	42	97 852	6 115	429	-	-
5094	Jewelry, watches, precious stones, and precious metals -----	3	(D)	(D)	AA	3	(D)	(D)	AA	-	-
5099	Durable goods, n.e.c. -----	111	221 328	16 864	842	99	(D)	(D)	FF	12	(D)
51	Nondurable goods -----	684	3 242 592	139 586	7 820	605	(D)	(D)	11	79	(D)
511	Paper and paper products -----	28	(D)	(D)	CC	25	(D)	(D)	CC	3	(D)
5111	Printing and writing paper -----	4	(D)	(D)	BB	4	(D)	(D)	BB	-	-
5112	Stationery and office supplies -----	19	(D)	(D)	BB	18	(D)	(D)	BB	1	(D)
5113	Industrial and personal service paper -----	5	19 557	1 220	64	3	(D)	(D)	BB	2	(D)
512	Drugs, drug proprietaries, and druggists' sundries -----	16	(D)	(D)	BB	15	(D)	(D)	BB	1	(D)
5122	Drugs, drug proprietaries, and druggists' sundries -----	16	(D)	(D)	BB	15	(D)	(D)	BB	1	(D)
513	Apparel, piece goods, and notions -----	44	160 708	6 848	433	40	(D)	(D)	EE	4	(D)
5131	Piece goods, notions, and other dry goods -----	9	(D)	(D)	BB	9	(D)	(D)	BB	-	-
5136	Men's and boys' clothing and furnishings -----	12	(D)	(D)	CC	11	(D)	(D)	CC	1	(D)
5137	Women's, children's, and infants' clothing and accessories -----	17	96 706	2 883	147	17	96 706	2 883	147	-	-
5139	Footwear -----	6	(D)	(D)	BB	3	(D)	(D)	BB	3	(D)
514	Groceries and related products -----	94	1 001 210	39 949	1 822	71	842 910	34 954	1 611	23	158 300
5141	Groceries, general line -----	10	417 710	14 093	640	9	(D)	(D)	FF	1	(D)
5142	Packaged frozen foods -----	2	(D)	(D)	BB	2	(D)	(D)	BB	-	-
5143	Dairy products, except dried or canned -----	14	(D)	(D)	BB	7	(D)	(D)	AA	7	(D)
5144	Poultry and poultry products -----	13	(D)	(D)	CC	10	5 730	681	44	3	(D)
5145	Confectionery -----	18	36 005	1 662	104	12	(D)	(D)	BB	6	(D)

Table 8. Summary Statistics for the Area Outside Metropolitan Areas: 1992 —Con.

[For meaning of abbreviations and symbols, see introductory text. For explanation of terms and comparability of 1987 and 1992 censuses, see appendix A. For definitions of CMSA's, MSA's, and PMSA's, see appendix D]

SIC code	Kind of business	Estab-lish-ments (number)	Sales (\$1,000)	Annual payroll (\$1,000)	Paid employees for pay period including March 12 (number)	Merchant wholesalers				Other operating types	
						Estab-lish-ments (number)	Sales (\$1,000)	Annual payroll (\$1,000)	Paid employees for pay period including March 12 (number)	Estab-lish-ments (number)	Sales (\$1,000)
Wholesale trade —Con.											
51	Nondurable goods —Con.										
514	Groceries and related products —Con.										
5146	Fish and seafoods	—	—	—	—	—	—	—	—	—	—
5147	Meats and meat products	1	(D)	(D)	AA	1	(D)	(D)	AA	—	—
5148	Fresh fruits and vegetables	6	(D)	(D)	CC	5	(D)	(D)	CC	1	(D)
5149	Groceries and related products, n.e.c.	30	451 097	20 007	766	25	416 263	18 213	699	5	34 834
515	Farm-product raw materials	67	537 747	8 000	908	43	325 379	5 196	357	24	212 368
5153	Grain and field beans	16	(D)	(D)	CC	16	(D)	(D)	CC	—	—
5154	Livestock	27	(D)	(D)	FF	6	(D)	(D)	BB	21	(D)
5159	Farm-product raw materials, n.e.c.	24	250 836	3 214	192	21	(D)	(D)	CC	3	(D)
516	Chemicals and allied products	30	104 893	7 572	258	22	54 415	4 643	198	8	50 478
5162	Plastics materials and basic forms and shapes ...	2	(D)	(D)	CC	2	(D)	(D)	CC	—	—
5169	Chemicals and allied products, n.e.c.	28	(D)	(D)	CC	20	(D)	(D)	BB	8	50 478
517	Petroleum and petroleum products	156	763 230	30 805	1 759	151	(D)	(D)	GG	5	(D)
5171	Petroleum bulk stations and terminals	137	(D)	(D)	GG	132	(D)	(D)	GG	5	(D)
5172	Petroleum and petroleum products wholesalers, except bulk stations and terminals	19	(D)	(D)	EE	19	(D)	(D)	EE	—	—
518	Beer, wine, and distilled alcoholic beverages	20	104 174	8 177	327	20	104 174	8 177	327	—	—
5181	Beer and ale	18	(D)	(D)	EE	18	(D)	(D)	EE	—	—
5182	Wine and distilled alcoholic beverages	2	(D)	(D)	AA	2	(D)	(D)	AA	—	—
519	Miscellaneous nondurable goods	229	529 869	33 978	2 050	218	508 738	33 213	1 993	11	21 131
5191	Farm supplies	177	279 799	18 386	1 107	169	(D)	(D)	GG	8	(D)
5192	Books, periodicals, and newspapers	6	(D)	(D)	BB	6	(D)	(D)	BB	—	—
5193	Flowers, nursery stock, and florists' supplies ...	13	(D)	(D)	CC	13	(D)	(D)	CC	—	—
5194	Tobacco and tobacco products	8	182 877	7 874	499	8	182 877	7 874	499	—	—
5198	Paints, varnishes, and supplies	7	(D)	(D)	BB	7	(D)	(D)	BB	—	—
5199	Nondurable goods, n.e.c.	18	32 284	4 762	192	15	(D)	(D)	CC	3	(D)

Table 9. Places With 2,500 Inhabitants or More Ranked by Volume of Sales: 1992

[For meaning of abbreviations and symbols, see introductory text. For explanation of terms and comparability of 1987 and 1992 censuses, see appendix A. For information on geographic areas followed by ▲, see appendix F]

Geographic area	Rank ¹	Sales (\$1,000)	Cumulative		Geographic area	Rank ¹	Sales (\$1,000)	Cumulative	
			Sales (\$1,000)	Percent of State total				Sales (\$1,000)	Percent of State total
Alabama	(X)	31 971 429	31 971 429	100.0	Alabama—Con.				
Birmingham ▲	1	5 890 291	5 890 291	18.4	Andalusia	31	109 778	21 118 718	66.1
Montgomery	2	2 856 691	8 746 982	27.4	Boaz ▲	32	105 859	21 224 577	66.4
Mobile	3	2 271 575	11 018 557	34.5	Oxford ▲	33	98 618	21 323 195	66.7
Huntsville ▲	4	2 242 426	13 260 983	41.5	Haleyville ▲	34	86 111	21 409 306	67.0
Homewood	5	830 496	14 091 479	44.1	Tuscumbia	35	84 644	21 493 950	67.2
Pelham	6	597 633	14 689 112	45.9	Alabaster	36	81 832	21 575 782	67.5
Bessemer	7	563 530	15 252 642	47.7	Scottsboro	37	81 228	21 657 010	67.7
Decatur ▲	8	506 140	15 758 782	49.3	Guntersville	38	81 180	21 738 190	68.0
Albertville	9	480 958	16 239 740	50.8	Attalla	39	78 642	21 816 832	68.2
Anniston	10	472 307	16 712 047	52.3	Muscle Shoals	40	73 863	21 890 695	68.5
Tuscaloosa	11	389 826	17 101 873	53.5	Sylacauga	41	67 911	21 958 606	68.7
Hoover ▲	12	310 683	17 412 556	54.5	Opp	42	67 400	22 026 006	68.9
Gadsden	13	295 644	17 708 200	55.4	Winfield ▲	43	66 112	22 092 118	69.1
Irondale	14	288 694	17 996 894	56.3	Chickasaw	44	64 569	22 156 687	69.3
Mountain Brook	15	273 342	18 270 236	57.1	Oneonta	45	64 465	22 221 152	69.5
Opelika	16	268 024	18 538 260	58.0	Talladega	46	59 992	22 281 144	69.7
Vestavia Hills ▲	17	266 667	18 804 927	58.8	Clanton	47	56 267	22 337 411	69.9
Selma	18	251 105	19 056 032	59.6	Daphne	48	53 226	22 390 637	70.0
Florence	19	249 297	19 305 329	60.4	Alexander City	49	51 782	22 442 419	70.2
Cullman	20	206 912	19 512 241	61.0	Fairhope	50	51 012	22 493 431	70.4
Ozark	21	192 825	19 705 066	61.6	Rainbow City	51	49 240	22 542 671	70.5
Fort Payne	22	186 093	19 891 159	62.2	Demopolis	52	48 734	22 591 405	70.7
Sheffield	23	180 021	20 071 180	62.8	Abbeville	53	47 377	22 638 782	70.8
Tarrant	24	168 601	20 239 781	63.3	Prattville ▲	54	43 989	22 682 771	70.9
Trussville	25	157 851	20 397 632	63.8	Hartselle	55	38 355	22 721 126	71.1
Athens	26	133 141	20 530 773	64.2	Auburn	56	37 962	22 759 088	71.2
Northport	27	127 725	20 658 498	64.6	Wetumpka	57	33 718	22 792 806	71.3
Jasper	28	123 733	20 782 231	65.0	Russellville	58	33 290	22 826 096	71.4
Troy	29	114 069	20 896 300	65.4	Aliceville	59	33 086	22 859 182	71.5
Prichard	30	112 640	21 008 940	65.7	Bay Minette	60	32 372	22 891 554	71.6

See footnotes at end of table.

Table 9. Places With 2,500 Inhabitants or More Ranked by Volume of Sales: 1992 —Con.

[For meaning of abbreviations and symbols, see introductory text. For explanation of terms and comparability of 1987 and 1992 censuses, see appendix A. For information on geographic areas followed by ▲, see appendix F]

Geographic area	Rank ¹	Sales (\$1,000)	Cumulative		Geographic area	Rank ¹	Sales (\$1,000)	Cumulative	
			Sales (\$1,000)	Percent of State total				Sales (\$1,000)	Percent of State total
Alabama—Con.					Alabama—Con.				
Atmore	61	32 100	22 923 654	71.7	Bridgeport	(X)	—	23 373 187	73.1
Brewton	62	31 268	22 954 922	71.8	Brent	(X)	—	23 373 187	73.1
Eufaula	63	29 928	22 984 850	71.9	Moody	(X)	—	23 373 187	73.1
Saraland	64	28 752	23 013 602	72.0	East Brewton	(X)	—	23 373 187	73.1
Enterprise ▲	65	24 766	23 038 368	72.1	Adamsville	(X)	(D)	(X)	(X)
Lanett	66	23 244	23 061 612	72.1	Brighton	(X)	(D)	(X)	(X)
Evergreen	67	23 041	23 084 653	72.2	Centre	(X)	(D)	(X)	(X)
Lafayette	68	22 765	23 107 418	72.3	Childersburg ▲	(X)	(D)	(X)	(X)
Fayette	69	22 109	23 129 527	72.3	Columbiana	(X)	(D)	(X)	(X)
Red Bay	70	19 119	23 148 646	72.4	Cordova	(X)	(D)	(X)	(X)
Livingston	71	18 686	23 167 332	72.5	Daleville	(X)	(D)	(X)	(X)
Lincoln	72	17 721	23 185 053	72.5	Dothan ▲	(X)	(D)	(X)	(X)
Leeds ▲	73	17 458	23 202 511	72.6	Elba	(X)	(D)	(X)	(X)
Foley	74	17 142	23 219 653	72.6	Fairfield	(X)	(D)	(X)	(X)
Linden	75	15 987	23 235 640	72.7	Fultondale	(X)	(D)	(X)	(X)
Pell City	76	15 968	23 251 608	72.7	Geneva	(X)	(D)	(X)	(X)
Thomasville	77	15 403	23 267 011	72.8	Greensboro	(X)	(D)	(X)	(X)
Moulton	78	15 122	23 282 133	72.8	Greenville	(X)	(D)	(X)	(X)
Arab ▲	79	13 267	23 295 400	72.9	Headland	(X)	(D)	(X)	(X)
Montevallo	80	9 284	23 304 684	72.9	Heflin	(X)	(D)	(X)	(X)
Tallahassee ▲	81	8 607	23 313 291	72.9	Helena	(X)	(D)	(X)	(X)
Rainsville	82	8 489	23 321 780	72.9	Hueytown	(X)	(D)	(X)	(X)
Centreville	83	7 868	23 329 648	73.0	Jackson	(X)	(D)	(X)	(X)
Tuskegee	84	5 929	23 335 577	73.0	Lipscomb	(X)	(D)	(X)	(X)
Gulf Shores	85	5 452	23 341 029	73.0	Luverne	(X)	(D)	(X)	(X)
Gardendale	86	5 426	23 346 455	73.0	Madison ▲	(X)	(D)	(X)	(X)
Hamilton	87	4 549	23 351 004	73.0	Marion	(X)	(D)	(X)	(X)
Jacksonville	88	4 459	23 355 463	73.1	Midfield	(X)	(D)	(X)	(X)
Dadeville	89	4 331	23 359 794	73.1	Monroeville	(X)	(D)	(X)	(X)
Millbrook	90	4 018	23 363 812	73.1	Phenix City ▲	(X)	(D)	(X)	(X)
Piedmont ▲	91	3 033	23 366 845	73.1	Roanoke	(X)	(D)	(X)	(X)
Hokes Bluff	92	2 840	23 369 685	73.1	Satsuma	(X)	(D)	(X)	(X)
Citronelle	93	2 144	23 371 829	73.1	Southside ▲	(X)	(D)	(X)	(X)
Pleasant Grove	94	834	23 372 663	73.1	Sumiton	(X)	(D)	(X)	(X)
Glencoe ▲	95	524	23 373 187	73.1	Union Springs	(X)	(D)	(X)	(X)
					Valley	(X)	(D)	(X)	(X)
					Warrior	(X)	(D)	(X)	(X)
					Weaver	(X)	(D)	(X)	(X)
					York	(X)	(D)	(X)	(X)

¹Places with suppressed sales (if applicable) are listed at end of table rather than by rank to avoid disclosing data for individual companies.

Table 10. Counties Ranked by Volume of Sales: 1992

[For meaning of abbreviations and symbols, see introductory text. For explanation of terms and comparability of 1987 and 1992 censuses, see appendix A. For information on geographic areas followed by ▲, see appendix F]

Geographic area	Rank ¹	Sales (\$1,000)	Cumulative		Geographic area	Rank ¹	Sales (\$1,000)	Cumulative	
			Sales (\$1,000)	Percent of State total				Sales (\$1,000)	Percent of State total
Alabama					Alabama—Con.				
Jefferson	1	11 121 568	11 121 568	34.8	Talladega	26	164 543	29 398 686	92.0
Montgomery	2	2 994 139	14 115 707	44.2	Crenshaw	27	156 041	29 554 727	92.4
Mobile	3	2 822 015	16 937 722	53.0	Jackson	28	127 055	29 681 782	92.8
Madison	4	2 438 285	19 376 007	60.6	Franklin	29	102 020	29 783 802	93.2
Shelby	5	2 364 208	21 740 215	68.0	Coffee	30	93 809	29 877 611	93.5
Marshall	6	693 341	22 433 556	70.2	Monroe	31	93 474	29 971 085	93.7
Houston	7	664 924	23 098 480	72.2	Winston	32	89 682	30 060 767	94.0
Calhoun	8	645 304	23 743 784	74.3	Henry	33	81 125	30 141 892	94.3
Morgan	9	624 440	24 368 224	76.2	Chilton	34	78 848	30 220 740	94.5
Tuscaloosa	10	594 351	24 962 575	78.1	Marengo	35	78 391	30 299 131	94.8
Colbert	11	452 304	25 414 879	79.5	Russell	36	72 688	30 371 819	95.0
Etowah	12	446 998	25 861 877	80.9	Escambia	37	71 055	30 442 874	95.2
Geneva	13	420 184	26 282 061	82.2	Butler	38	69 971	30 512 845	95.4
Baldwin	14	373 140	26 655 201	83.4	Tallapoosa	39	66 371	30 579 216	95.6
Lee	15	321 618	26 976 819	84.4	Pickens	40	63 158	30 642 374	95.8
Cullman	16	293 169	27 269 988	85.3	Choctaw	41	59 282	30 701 656	96.0
Dallas	17	289 996	27 559 984	86.2	Elmore	42	57 417	30 759 073	96.2
Lauderdale	18	272 450	27 832 434	87.1	Barbour	43	54 260	30 813 333	96.4
DeKalb	19	269 832	28 102 266	87.9	Chambers	44	49 810	30 863 143	96.5
Dale	20	211 852	28 314 118	88.6	Cherokee	45	47 284	30 910 427	96.7
Covington	21	206 235	28 520 353	89.2	Autauga	46	45 372	30 955 799	96.8
Walker	22	190 042	28 710 395	89.8	Fayette	47	36 832	30 992 631	96.9
Pike	23	180 716	28 891 111	90.4	Lawrence	48	32 573	31 025 204	97.0
Limestone	24	176 043	29 067 154	90.9	Randolph	49	29 551	31 054 755	97.1
Marion	25	166 989	29 234 143	91.4	Clarke	50	29 041	31 083 796	97.2

See footnotes at end of table.

WHOLESALE TRADE—GEOGRAPHIC AREA SERIES

ALABAMA AL-41

Table 10. Counties Ranked by Volume of Sales: 1992 –Con.

[For meaning of abbreviations and symbols, see introductory text. For explanation of terms and comparability of 1987 and 1992 censuses, see appendix A. For information on geographic areas followed by ▲, see appendix F]

Geographic area	Rank ¹	Sales (\$1,000)	Cumulative		Geographic area	Rank ¹	Sales (\$1,000)	Cumulative	
			Sales (\$1,000)	Percent of State total				Sales (\$1,000)	Percent of State total
Alabama—Con.					Alabama—Con.				
Bullock	51	25 771	31 109 567	97.3	Greene	60	14 926	31 274 728	97.8
Conecuh	52	24 764	31 134 331	97.4	Lowndes	61	12 821	31 287 549	97.9
Sumter	53	23 765	31 158 096	97.5	Bibb	62	11 116	31 298 665	97.9
Perry	54	19 864	31 177 960	97.5	Clay	63	5 588	31 304 253	97.9
Coosa	55	18 875	31 196 835	97.6	Blount	(X)	(D)	(X)	(X)
Washington	56	17 119	31 213 954	97.6					
Wilcox	57	15 465	31 229 419	97.7	Cleburne	(X)	(D)	(X)	(X)
Macon	58	15 276	31 244 695	97.7	Hale	(X)	(D)	(X)	(X)
Lamar	59	15 107	31 259 802	97.8	St. Clair	(X)	(D)	(X)	(X)

¹Counties with suppressed sales (if applicable) are listed at end of table rather than by rank to avoid disclosing data for individual companies.

Appendix A.

General Explanation

CENSUS COVERAGE AND METHODOLOGY

Structure and method of enumeration. All wholesale firms that had at least one quarter of payroll in 1992 were included in the census of wholesale trade and were mailed either a regular census form or a short form designed to collect basic data and classification information only. The coverage and the method of obtaining census information from each follow:

1. Large companies, i.e., all multiunit firms and all single unit firms above the payroll size cutoff established to separate large from small employers, and a 10-percent sample of the small employers were mailed the appropriate 1992 Census of Distributive Trades establishment report forms. Although the payroll cutoff varied by kind of business, small employers generally included firms with one to three employees and represented about 10 percent of total wholesale sales. For the large companies, a report of company organization is conducted periodically to identify firms which operated establishments at more than one location and to obtain information on payroll and mid-March employment at each location. The 1991 Report of Company Organization was used as a coverage check in the census. In the 1992 Census, all multiestablishment firms were asked to notify the Census Bureau of any establishments for which a form was not received. Report forms were subsequently provided to the firms for these establishments.
2. Small companies other than those included in the 10-percent sample described above were mailed the short forms, which did not include questions on sales by commodity lines and employment by principal activity.

Method of classifying kinds of business. Establishments receiving the regular census forms were classified on the basis of their answers to questions on sales by commodity lines and other inquiries. Those that received short forms were classified on the basis of their self-designation and answers to other inquiries.

COMPARABILITY OF THE 1987 AND 1992 CENSUSES

The 1987 and 1992 censuses were conducted under similar conditions and procedures except for the following:

Classifications. In both 1992 and 1987, classifications are based on the *1987 Standard Industrial Classification (SIC) Manual*.¹ As a result of a later clarification in 1992, the sale of industrial controls has been classified in electrical apparatus and equipment, wiring supplies, and construction materials (SIC 5063) as it was in 1982 and all previous censuses. In 1987, the sale of industrial controls was classified in industrial machinery and equipment (SIC 5084).

Geographic areas. The boundaries of a number of areas for which data are shown in the 1992 census are not the same as in the 1987 census because of annexations; other boundary changes; and redefinitions of metropolitan statistical areas (MSA's), primary metropolitan statistical areas (PMSA's), and consolidated metropolitan statistical areas (CMSA's).² In addition, data for consolidated cities are included in the 1992 census.

Data for special economic urban areas (SEUA's) with 10,000 inhabitants or more in Michigan, Minnesota, New York, and Wisconsin qualified for publication in the 1992 census. This included townships in Michigan and Minnesota and towns in New York and Wisconsin. However, Minnesota did not have any townships that met the publication criteria.

EXPLANATION OF TERMS

Establishments. An establishment is a single physical location at which business is conducted. It is not necessarily identical with a company or enterprise, which may consist of one establishment or more. Census of wholesale trade figures represent a summary of reports for individual establishments rather than companies. For cases where a census report was received, separate information was obtained for each location where business was conducted. When administrative records of other Federal agencies were used instead of a census report, no information was available on the number of locations operated. Estimates of this number were derived from a sample and are provided in the wholesale trade report, *Miscellaneous*

¹*Standard Industrial Classification Manual: 1987.* For sale by Superintendent of Documents, U.S. Government Printing Office, Washington, DC 20402. Stock No. 041-001-00314-2.

²Newly defined metropolitan areas (MA's) were announced by the Office of Management and Budget (OMB) effective June 30, 1993.

Subjects (WC92-S-4). Each wholesale establishment was tabulated according to the physical location at which the business was conducted. The count of establishments represents the number in business at any time during 1992. Appendix G provides a comparison of the number of establishments active any time during the year versus the number in business at the end of the year.

When two activities or more were carried on at a single location under a single ownership, all activities generally were grouped together as a single establishment. The entire establishment was classified on the basis of its major activity and all data for it were included in that classification. However, when distinct and separate economic activities (for which different industry classification codes were appropriate) were conducted at a single location under a single ownership, and when conditions prescribed by the SIC manual for recognizing the existence of more than one establishment were met, separate establishment reports for each of the different activities were obtained in the census.

Firms. A firm is a business organization or entity consisting of one domestic establishment (location) or more under common ownership or control. All establishments of subsidiary firms are included as part of the owning or controlling firm. For the economic census, the terms "firm" and "company" are synonymous.

Sales. Sales include merchandise sold for cash or credit at wholesale and retail by establishments primarily engaged in wholesale trade; receipts from rental or leasing of vehicles, equipment, instruments, tools, etc.; receipts for delivery, installation, maintenance, repair, alteration, storage, and other services; and gasoline, liquor, tobacco, and other excise taxes which are paid by the manufacturer and passed on to the wholesaler.

Sales are net after deductions for refunds and allowances for merchandise returned by customers. Trade-in allowances are not deducted from total sales. Total sales do not include carrying or other credit charges; sales (or other) taxes collected from customers and forwarded to taxing authorities; and nonoperating income from such sources as investments, rental or sale of real estate, etc.

Sales in this report do not include wholesale sales made by manufacturers, retailers, service establishments, or other businesses whose primary activity is other than wholesale trade. They do include receipts other than from the sale of merchandise at wholesale, e.g., service receipts, retail sales, etc., by establishments primarily engaged in wholesale trade.

Sales figures include sales of all establishments in business at any time during the year. Sales shown for agents and brokers represented the value of the goods involved in the transactions rather than the commissions received or earnings.

Annual payroll. Payroll includes all forms of compensation such as salaries, wages, commissions, bonuses, vacation allowances, sick-leave pay, employee contributions to

qualified pension plans, and the value of payments in kind (e.g., free meals and lodgings) paid during the year to all employees. For corporations, payroll includes amounts paid to officers and executives; for unincorporated businesses, it does not include profit or other compensation of proprietors or partners. Payroll is reported before deductions for social security, income tax, insurance, union dues, etc. This definition of payroll is the same as that used on Internal Revenue Service (IRS) form 941.

First quarter payroll. This item consists of payroll, as defined above, paid to persons employed at any time during the quarter January to March 1992.

Paid employees for pay period including March 12. Paid employees consist of the full- and part-time employees, including salaried officers and executives of corporations, who were on the payroll during the pay period including March 12. Included are employees on paid sick leave, paid holidays, and paid vacations; not included are proprietors and partners of unincorporated businesses. The definition of paid employees is the same as that used on IRS form 941.

1992 and 1991 inventories. Inventories consist of stocks of merchandise for sale at the end of 1992 and 1991. They were reported on an ownership basis; all merchandise owned by reporting establishments is included, even though some may be held by others for sale on consignment. Goods held by the reporting establishment, but owned by others, are not included. Data for 1992 and 1991 inventories LIFO composition are published in the 1992 Census of Wholesale Trade report, *Miscellaneous Subjects (WC92-S-4)*.

Operating expenses. Operating expenses include payroll as well as overhead expenses of the establishment. They do not include the cost of goods sold; income or excise taxes; or withdrawals by proprietors or partners of unincorporated businesses.

Auxiliary establishments. Each company included in this census was asked to identify and separately report auxiliary locations whose primary functions were to manage, administer, service, or support the activities of the other establishments of the company. Data presented in this report do not include auxiliary establishments. Data for auxiliaries are presented in a subsequent report issued as part of the 1992 Enterprise Statistics reports.

KIND-OF-BUSINESS CLASSIFICATIONS

Wholesale trade, major groups 50 and 51 in the 1987 SIC manual, includes establishments primarily engaged in selling merchandise to retailers; to industrial, commercial, institutional, farm, or professional business users; or to other wholesalers; or acting as agents or brokers in buying merchandise for or selling merchandise to such persons or companies.

The principal types of establishments included are:

1. Merchant wholesalers who take title to the goods they sell, such as wholesale merchants or jobbers, industrial distributors, voluntary group wholesalers, drop shippers, retailer cooperative warehouses, terminal elevators, and cooperative buying associations.
2. Manufacturers' sales branches and offices (but not retail stores) maintained by manufacturing or mining enterprises apart from their plants or mines for the purpose of marketing their products. Sales branches and offices located at plants are included when separate records are available.
3. Agents, brokers, and commission merchants who buy or sell products owned by others on a commission or agency basis.

Establishments primarily engaged in the wholesale distribution of used products are classified on the basis of the product sold. Establishments primarily engaged in selling merchandise to contractors are included in wholesale trade, with the exception of lumber yards and paint, glass, and wallpaper stores. These exceptions are classified in retail trade if they consider themselves retail, sell to the general public, and their sales to contractors and the general public is more than half their total sales.

Establishments covered by the census were assigned kind-of-business classifications according to the industry classifications defined in the 1987 SIC manual. When a more detailed classification than defined in the SIC manual was needed, additional kinds-of-business were identified within an SIC industry.

Kind-of-business classifications are not interchangeable with commodity classifications, because most businesses sell several kinds of commodities. The kind-of-business code assigned generally reflects either the individual commodity or the commodity group which is the primary source of the establishment's receipts, or some mixture of commodities which characterizes the establishment's business. Thus, the classification of establishments by kind of business does not make it possible to determine either the number of establishments handling a particular commodity or the sales of that commodity. For example, the groceries and related products classification excludes establishments selling food if the sale of food is not the primary source of receipts; moreover, even though establishments are classified as groceries and related products, some of their receipts may be derived from the sale of nonfood products. Information on the extent to which commodities are handled by different kinds of business is available in the 1992 Census of Wholesale Trade report, *Commodity Line Sales* (WC92-S-3). Descriptions of the 1992 Census of Wholesale Trade kind-of-business classifications follow:

Durable Goods (SIC Major Group 50)

This major group includes establishments primarily engaged in the wholesale distribution of durable goods.

Motor vehicles and motor vehicle parts and supplies (SIC 501)

Automobiles and other motor vehicles (SIC 5012). Establishments primarily engaged in the wholesale distribution of new and used passenger automobiles, trucks, trailers, and other motor vehicles, including motorcycles, motor homes, and snowmobiles. Automobile distributors primarily engaged in selling at retail to individual customers for personal use, and also selling a limited amount of new and used passenger automobiles and trucks at wholesale, are classified in Retail Trade, Industry 5511.

SIC 5012 is subdivided in some tables into—

1. Automobile, light trucks, motorcycles, busses and recreational vehicles.
 - a. Automobiles and motorcycles.
 - b. Buses and recreational vehicles.
 - c. Light trucks and vans (14,000 lb or less).
2. Medium and heavy trucks and tractors (over 14,000 lb).
 - a. Medium trucks (14,001 to 26,000 lb).
 - b. Heavy trucks and tractors (over 26,000 lb).

Motor vehicle supplies and new parts (SIC 5013). Establishments primarily engaged in the wholesale distribution of motor vehicle supplies, accessories, tools, and equipment; and new motor vehicle parts.

SIC 5013 is subdivided in some tables into—

1. Motor vehicle supplies and new parts—warehouse distributors.
2. Motor vehicle supplies and new parts—jobbers.
3. Petroleum products marketing equipment.

Tires and tubes (SIC 5014). Establishments primarily engaged in the wholesale distribution of tires and tubes for passenger and commercial vehicles.

Motor vehicle parts, used (SIC 5015). Establishments primarily engaged in the wholesale distribution at wholesale or retail of used motor vehicle parts. This industry includes establishments primarily engaged in dismantling motor vehicles for the purpose of selling parts. Establishments primarily engaged in dismantling motor vehicles for scrap are classified in Industry 5093.

Furniture and homefurnishings (SIC 502)

Furniture (SIC 5021). Establishments primarily engaged in the wholesale distribution of furniture, including bedsprings, mattresses, and other household furniture; office furniture;

and furniture for public parks and buildings. Establishments primarily engaged in the wholesale distribution of partitions, shelving, lockers, and store fixtures are classified in Industry 5046.

SIC 5021 is subdivided in some tables into—

1. Household and lawn furniture.
2. Office and business furniture.

Homefurnishings (SIC 5023). Establishments primarily engaged in the wholesale distribution of homefurnishings and housewares, including antiques; china; glassware and earthenware; lamps (including electric), curtains and draperies; linens and towels; and carpets, linoleum, and all other types of hard and soft surface floor coverings. Establishments primarily engaged in the wholesale distribution of other electrical household goods are classified in Industry 5064, and those distributing precious metal flatware are classified in Industry 5094.

SIC 5023 is subdivided in some tables into—

1. Household china, glassware, and crockery.
2. Linens, domestics, draperies, and curtains.
3. Floor coverings.
4. Other homefurnishings.

Lumber and other construction materials (SIC 503)

Lumber, plywood, millwork and wood panels (SIC 5031). Establishments, with or without yards, primarily engaged in the wholesale distribution of rough, dressed, and finished lumber (but not timber); plywood; reconstituted wood fiber products; doors and windows and their frames (all materials); wood fencing; and other wood or metal millwork.

SIC 5031 is subdivided in some tables into—

1. Lumber—without yard.
2. Lumber—with yard.
3. Plywood, millwork, and wood panels

Brick, stone, and related construction materials (SIC 5032). Establishments primarily engaged in the wholesale distribution of stone, cement, lime construction sand, and gravel; brick (except refractory); asphalt and concrete mixtures; and concrete, stone, and structural clay products (other than refractories). Distributors of industrial sand and of refractory materials are classified in Industry 5085. Establishments primarily engaged in producing ready-mixed concrete are classified in Manufacturing, Industry 3273.

SIC 5032 is subdivided in some tables into—

1. Brick, block, tile, clay/cement sewer pipe.
2. Sand, gravel, and stone.
3. Cement, lime, and related products.

Roofing, siding, and insulation materials (SIC 5033). Establishments primarily engaged in the wholesale distribution of roofing, siding (except wood), and insulation materials.

Construction materials, n.e.c. (SIC 5039). Establishments primarily engaged in the wholesale distribution of mobile homes and of construction materials, not elsewhere classified, including prefabricated buildings and glass. Establishments selling construction materials to the general public and known as retail in the trade are classified in Retail Trade, Industry 5211. Establishments primarily engaged in marketing heavy structural metal products are classified in Industry 5051.

SIC 5039 is subdivided in some tables into—

1. Flat glass and other construction glass.
2. Other construction materials.

Professional and commercial equipment and supplies (SIC 504)

Photographic equipment and supplies (SIC 5043). Establishments primarily engaged in the wholesale distribution of photographic equipment and supplies. Establishments primarily engaged in the wholesale distribution of photocopy, microfilm, and similar equipment are classified in Industry 5044.

Office equipment (SIC 5044). Establishments primarily engaged in the wholesale distribution of office machines and related equipment, including photocopy and microfilm equipment, and safes and vaults. These establishments frequently also sell office supplies. However, establishments primarily engaged in wholesaling most office supplies are classified in Industry Group 511. Establishments primarily engaged in wholesaling office furniture are classified in Industry 5021; and those wholesaling computers and peripheral equipment are classified in Industry 5045.

Computers and computer peripheral equipment and software (SIC 5045). Establishments primarily engaged in the wholesale distribution of computers, computer peripheral equipment, and computer software. These establishments frequently may sell related supplies, but establishments primarily engaged in wholesaling supplies are classified according to the individual product (for example, computer paper in Industry 5112). Establishments primarily engaged in the wholesale distribution of modems and other electronic communications equipment are classified in Industry 5065. Establishments primarily engaged in selling computers and computer peripheral equipment and software for other than business or professional use are classified in Retail Trade, Industry 5734.

SIC 5045 is subdivided in some tables into—

1. Computers and peripheral equipment (selling primarily to business customers).

- a. Computers and peripheral equipment sold for resale.
 - b. Computers and peripheral equipment sold for end use.
2. Computer software (prepackaged, off-the-shelf).

Commercial equipment, n.e.c. (SIC 5046). Establishments primarily engaged in the wholesale distribution of commercial and related machines and equipment, not elsewhere classified, such as commercial cooking and food service equipment; partitions, shelving, lockers, and store fixtures; electrical signs; and balances and scales, except laboratory.

SIC 5046 is subdivided in some tables into—

1. Restaurant and hotel equipment and supplies.
2. Store machines and equipment.

Medical, dental, and hospital equipment and supplies (SIC 5047). Establishments primarily engaged in the wholesale distribution of surgical and other medical instruments, apparatus, and equipment; dentist equipment; artificial limbs; operating room and hospital equipment; X-ray machines; and other electromedical equipment and apparatus used by physicians and in hospitals. Also included in this industry are establishments primarily engaged in the wholesale distribution of professional supplies used by medical and dental practitioners.

SIC 5047 is subdivided in some tables into—

1. Medical and hospital equipment.
2. Dental equipment and supplies.

Ophthalmic Goods (SIC 5048). Establishments primarily engaged in the wholesale distribution of professional equipment and goods used, prescribed, or sold by ophthalmologists, optometrists, and opticians, including ophthalmic frames, lenses, and sunglass lenses.

Professional equipment and supplies, n.e.c. (SIC 5049). Establishments primarily engaged in the wholesale distribution of professional equipment and supplies, not elsewhere classified, such as drafting instruments, laboratory equipment, and scientific instruments.

SIC 5049 is subdivided in some tables into—

1. Religious and school supplies.
2. Other professional equipment and supplies, n.e.c. Establishments primarily engaged in selling specialty lines of professional equipment and supplies not mentioned above, such as veterinarian equipment and supplies, drafting supplies, and scientific equipment.

Metals and minerals, except petroleum (SIC 505)

Metals service centers and offices (SIC 5051). Establishments primarily engaged in marketing semifinished metal products, except precious metals. Establishments in

this industry may operate with warehouses (metals service centers) or without warehouses (metals sales offices). Establishments primarily engaged in marketing precious metals are classified in Industry 5092.

SIC 5051 is subdivided in some tables into—

1. Ferrous metals service centers and offices.
 - a. Ferrous metals service centers.
 - b. Ferrous metals sales offices.
2. Nonferrous metals service centers and offices.
 - a. Nonferrous metals service centers.
 - b. Nonferrous metals sales offices.

Coal and other minerals and ores (SIC 5052). Establishments primarily engaged in the wholesale distribution of coal and coke; copper, iron, lead, and other metallic ores, including precious metal ores; and crude nonmetallic minerals (including concentrates), except crude petroleum. Establishments primarily engaged in the wholesale distribution of nonmetallic minerals used in construction, such as sand and gravel, are classified in Industry 5032. Establishments primarily engaged in the wholesale distribution of crude petroleum are classified in Industry Group 517.

SIC 5052 is subdivided in some tables into—

1. Coal.
2. Other minerals and ores.

Electrical goods (SIC 506)

This industry group includes establishments primarily engaged in the wholesale distribution of electrical generating, distributing, and wiring equipment. It also includes household appliances, whether electrically, manually, or mechanically powered. This industry group does not include electrical commercial and industrial machines, in which electricity does the work directly, e.g., heating, turning a shaft, or ionizing a substance, or electrically powered commercial and industrial machines which are classified in Industry Group 504 or 508.

Electrical apparatus and equipment, wiring supplies, and construction materials (SIC 5063). Establishments primarily engaged in the wholesale distribution of electrical power equipment for the generation, transmission, distribution, or control of electric energy; electrical construction materials for outside power transmission lines and for electrical systems and electric light fixtures and bulbs. Construction contractors primarily engaged in installing electrical systems and equipment from their own stock are classified in Construction, Industry 1731.

Electrical appliances, television and radio sets (SIC 5064). Establishments primarily engaged in the wholesale distribution of radio and television receiving sets, other household electronic sound or video equipment, self-contained air-conditioning room units, and household

electrical appliances. Also included are establishments primarily engaged in the wholesale distribution of household gas and electric laundry equipment and refrigerators and freezers.

Electronic parts and equipment, n.e.c. (SIC 5065).

Establishments primarily engaged in the wholesale distribution of electronic parts and electronic communications equipment, not elsewhere classified, such as telephone and telegraph equipment; radio and television broadcasting and communications equipment; and intercommunications equipment. Establishments primarily engaged in the wholesale distribution of radio and television receiving sets, phonographs, CD-players, and other household sound or video equipment are classified in Industry 5064.

SIC 5065 is subdivided in some tables into—

1. Communications equipment.
2. Other electronic parts and equipment.

Hardware, and plumbing and heating equipment and supplies (SIC 507)

Hardware (SIC 5072). Establishments primarily engaged in the wholesale distribution of cutlery and general hardware, including hand saws; saw blades; brads, staples, and tacks; and bolts, nuts, rivets, and screws. Establishments primarily engaged in the wholesale distribution of nails, noninsulated wire, and screening are classified in Industry 5051.

Plumbing and heating equipment and supplies (hydronics) (SIC 5074). Establishments primarily engaged in the wholesale distribution of hydronic plumbing and heating equipment and supplies. Construction contractors primarily engaged in installing plumbing and heating equipment from their own stock are classified in Construction, Industry 1711.

Warm air heating and air-conditioning equipment and supplies (SIC 5075). Establishments primarily engaged in the wholesale distribution of warm air heating and air-conditioning equipment and supplies. Construction contractors primarily engaged in installing warm air heating and air-conditioning equipment are classified in Construction, Industry 1711.

Refrigeration equipment and supplies (SIC 5078). Establishments primarily engaged in the wholesale distribution of refrigeration equipment and supplies. Construction contractors primarily engaged in installation of refrigeration equipment from their own stock are classified in Construction, Industry 1711.

Machinery, equipment, and supplies (SIC 508)

Construction and mining (except petroleum) machinery and equipment (SIC 5082). Establishments primarily engaged in the wholesale distribution of construction or mining cranes, excavating machinery and equipment, power

shovels, road construction and maintenance machinery, tractor-mounting equipment, and other specialized machinery and equipment used in the construction, mining, and logging industries. Establishments engaged in marketing oil well machinery and equipment are classified in Industry 5084.

Farm and garden machinery and equipment (SIC 5083).

Establishments primarily engaged in the wholesale distribution of agricultural machinery and equipment for use in preparation and maintenance of the soil, the planting and harvesting of crops, and other operations and processes pertaining to work on the farm, lawn, or garden; and dairy and other livestock equipment.

SIC 5083 is subdivided in some tables into—

1. Farm machinery and equipment—farm dealers.
2. Farm machinery and equipment—wholesale distributors.
3. Lawn and garden machinery and equipment.

Industrial machinery and equipment (SIC 5084). Establishments primarily engaged in the wholesale distribution of industrial machinery and equipment, not elsewhere classified.

SIC 5084 is subdivided in some tables into—

1. Food-processing machinery and equipment.
2. General-purpose industrial machinery, equipment, and parts.
3. Metalworking machinery and equipment.
4. Materials handling equipment.
5. Oil well, oil refinery, and pipeline machinery, equipment, and supplies.
6. Other industrial machinery and equipment. Establishments primarily engaged in selling special purpose industrial machinery not elsewhere classified, including printing machinery, paper and paper products machinery, smelting and metal refining machinery and equipment, cigar and cigarette machinery, and similar special industry machinery.

Industrial supplies (SIC 5085). Establishments primarily engaged in the wholesale distribution of industrial supplies, not elsewhere classified.

SIC 5085 is subdivided in some tables into—

1. General-line industrial supplies.
2. Mechanical power transmission equipment.
3. Hydraulic and pneumatic (fluid-power) parts, accessories, and supplies.
4. Welding supplies.
5. Industrial containers and supplies.
6. Industrial valves and fittings, except fluid-power.

7. Other industrial supplies—Establishments primarily engaged in selling a specialty line of industrial materials and supplies not elsewhere classified, such as abrasives, mechanical rubber goods, ropes, cordage, and industrial diamonds.

Service establishment equipment and supplies (SIC 5087). Establishments primarily engaged in the wholesale distribution of equipment and supplies for barber shops, beauty parlors, power laundries, dry-cleaning plants, upholsterers, undertakers, and related personal service establishments.

SIC 5087 is subdivided in some tables into—

1. Beauty and barber equipment and supplies.
2. Custodial (janitors') equipment and supplies.
3. Laundry and dry-cleaning equipment and supplies.
4. Other service establishment equipment and supplies—Establishments primarily engaged in selling a specialty line of service establishment supplies, such as upholsterers' equipment and supplies, seamstresses' supplies, tailors' supplies, undertakers' supplies, municipality equipment and supplies, and shoe repair supplies.

Transportation equipment and supplies, except motor vehicles (SIC 5088). Establishments primarily engaged in the wholesale distribution of transportation equipment and supplies. Establishments primarily engaged in the wholesale distribution of motor vehicles and motor vehicle parts are classified in Industry Group 501, and those distributing pleasure boats are classified in Industry 5091.

SIC 5088 is subdivided in some tables into—

1. Aircraft and aeronautical equipment and supplies.
2. Marine machinery, equipment, and supplies.
3. Other transportation equipment and supplies—Establishments primarily engaged in selling equipment and supplies used in the operation, maintenance, and repair of railroads, streetcars, buses, tramways, aerial hoists, and horsedrawn vehicles.

Miscellaneous durable goods (SIC 509)

Sporting and recreational goods and supplies (SIC 5091). Establishments primarily engaged in the wholesale distribution of sporting goods and accessories; billiard and pool supplies; sporting firearms and ammunition; and marine pleasure craft, equipment and supplies. Establishments primarily engaged in the wholesale distribution of motor vehicles and trailers are classified in Industry 5012; those distributing self-propelled golf carts are classified in Industry 5088; and those distributing athletic apparel and footwear are classified in Industry Group 513.

Toys and hobby goods and supplies (SIC 5092). Establishments primarily engaged in the wholesale distribution of games, toys, hobby goods and supplies, and related goods, such as fireworks and playing cards.

Scrap and waste materials (SIC 5093). Establishments primarily engaged in assembling, breaking up, sorting, and wholesale distribution of scrap and waste materials. This industry includes auto wreckers engaged in dismantling automobiles for scrap. However, those engaged in dismantling automobiles for the purpose of selling secondhand parts at retail are classified in Industry 5015.

SIC 5093 is subdivided in some tables into—

1. Iron and steel scrap processors and dealers.
 - a. Iron and steel scrap processors (using power processing equipment).
 - b. Iron and steel scrap dealers (not using power processing equipment).
2. Nonferrous recyclable materials.

Jewelry, watches, precious stones, and precious metals (SIC 5094). Establishments primarily engaged in the wholesale distribution of jewelry, precious stones and metals, costume jewelry, watches, clocks, silverware, and jewelers' findings. Establishments primarily engaged in the wholesale distribution of precious metal ores are classified in Industry 5052.

SIC 5094 is subdivided in some tables into—

1. Jewelry, watches, diamonds, precious stones, and silverware.
2. Precious metals (excluding ores).

Durable goods, n.e.c. (SIC 5099). Establishments primarily engaged in the wholesale distribution of durable goods, not elsewhere classified, such as musical instruments and forest products, except lumber.

SIC 5099 is subdivided in some tables into—

1. Musical instruments and supplies.
2. Forest products, except lumber.
3. General merchandise—durable.
4. Compact disks, prerecorded audio tapes, and phonograph records.
5. Fire extinguishers and fire safety equipment.
6. Other durable goods.

Nondurable Goods (SIC Major Group 51)

This major group includes establishments primarily engaged in the wholesale distribution of nondurable goods.

Paper and paper products (SIC 511)

Printing and writing paper (SIC 5111). Establishments primarily engaged in the wholesale distribution of printing and writing paper, including envelope paper; fine paper; and groundwood paper.

Stationery and office supplies (SIC 5112). Establishments primarily engaged in the wholesale distribution of stationery and office supplies, including computer and photocopy supplies, envelopes, typewriter paper, file cards and folders, pens, pencils, social stationery, and greeting cards.

Industrial and personal service paper (SIC 5113). Establishments primarily engaged in the wholesale distribution of wrapping and other coarse paper, paperboard, and converted paper and related disposable plastic products, such as bags, boxes, dishes, eating utensils, napkins, and shipping supplies.

Drugs, drug proprietaries, and druggists' sundries (SIC 512)

Drugs, drug proprietaries, and druggists' sundries (SIC 5122). Establishments primarily engaged in the wholesale distribution of prescription drugs, proprietary drugs, druggists' sundries, and toiletries. Establishments primarily engaged in the wholesale distribution of surgical, dental, and hospital equipment are classified in Industry 5047.

SIC 5122 is subdivided in some tables into—

1. General-line drugs—These are wholesalers who reported a substantial portion of their sales in "drugs and pharmaceuticals" and a combination of "proprietary (patent) medicines," "cosmetics," "perfumes," and "other toiletries and druggists' sundries."
2. Specialty-line drugs, pharmaceuticals, cosmetics, and toiletries. These are wholesale establishments engaged in selling limited lines among the above products.

Apparel, piece goods, and notions (SIC 513)

Piece goods, notions, and other dry goods (SIC 5131). Establishments primarily engaged in the wholesale distribution of piece goods or yard goods of natural or man-made fibers, notions (sewing and hair accessories, etc.), and other dry goods. Converters who buy fabric goods (except knit goods) in the grey, have them finished on contract, and sell at wholesale are included here. Converters of knit goods are classified in Manufacturing, Industry Group 225. This industry does not include establishments primarily engaged in the wholesale distribution of homefurnishings which are classified in Industry 5023.

SIC 5131 is subdivided in some tables into—

1. Piece goods.
 - a. Piece goods—jobbers.

b. Piece goods—converters.

2. Notions and other dry goods.

Men's and boys' clothing and furnishings (SIC 5136). Establishments primarily engaged in the wholesale distribution of men's and boys' apparel and furnishings, sportswear, hosiery, underwear, nightwear, and work clothing.

Women's, children's, and infants' clothing and accessories (SIC 5137). Establishments primarily engaged in the wholesale distribution of women's, children's, and infants' clothing and accessories, including hosiery, lingerie, millinery, and furs.

Footwear (SIC 5139). Establishments primarily engaged in the wholesale distribution of footwear (including athletic) made of leather, rubber, and other materials.

Groceries and related products (SIC 514)

Groceries, general-line (SIC 5141). Establishments primarily engaged in the wholesale distribution of a general line of groceries. Establishments primarily engaged in roasting coffee, blending tea, or grinding and packaging spices are classified in Manufacturing Major Group 20.

SIC 5141 is subdivided in some tables into—

1. Voluntary.
2. Retail cooperative.
3. Other general-line.

Packaged frozen foods (SIC 5142). Establishments primarily engaged in the wholesale distribution of packaged quick-frozen vegetables, juices, meats, fish, poultry, pastries, and other "deep freeze" products. Establishments primarily engaged in the wholesale distribution of frozen dairy products are classified in Industry 5143, and those distributing frozen poultry, fish, and meat which are not packaged are classified in Industries 5144, 5146, and 5147, respectively.

Dairy products, except dried or canned (SIC 5143). Establishments primarily engaged in the wholesale distribution of dairy products, such as butter, cheese, ice cream and ices, and fluid milk and cream. This industry does not include establishments primarily engaged in pasteurizing and bottling milk, which are classified in Manufacturing, Industry Group 202. Establishments primarily engaged in the wholesale distribution of dried or canned dairy products are classified in Industry 5149.

SIC 5143 is subdivided in some tables into—

1. Raw milk.
2. Dairy products, except raw milk.

Poultry and poultry products (SIC 5144). Establishments primarily engaged in the wholesale distribution of poultry and poultry products, except canned and packaged frozen products. This industry does not include establishments primarily engaged in the killing and dressing of poultry, which are classified in Manufacturing, Industry 2015. Establishments primarily engaged in the wholesale distribution of packaged frozen poultry are classified in Industry 5142, and those distributing canned poultry are classified in Industry 5149.

SIC 5144 is subdivided in some tables into—

1. Live poultry.
2. Poultry and poultry products, except live.

Confectionery (SIC 5145). Establishments primarily engaged in the wholesale distribution of confectionery and related products, such as candy, chewing gum, fountain fruits, salted or roasted nuts, popcorn, fountain syrups, and potato, corn, and similar chips.

Fish and seafoods (SIC 5146). Establishments primarily engaged in the wholesale distribution (but not packaging) of fresh, cured, or frozen fish and seafoods, except canned or packaged frozen. The preparation of fresh or frozen packaged fish and other seafood, and the shucking and packing of fresh oysters in nonsealed containers, are classified in Manufacturing, Industry 2092. Establishments primarily engaged in the wholesale distribution of canned seafood are classified in Industry 5149, and those distributing packaged frozen foods are classified in Industry 5142.

Meats and meat products (SIC 5147). Establishments primarily engaged in the wholesale distribution of fresh, cured, and processed (but not canned) meats and lard. Establishments primarily engaged in the wholesale distribution of frozen packaged meats are classified in Industry 5142, and those distributing canned meats are classified in Industry 5149.

SIC 5147 is subdivided in some tables into—

1. Meats and meat products, except boxed beef.
2. Packaging boxed beef.

Fresh fruits and vegetables (SIC 5148). Establishments primarily engaged in the wholesale distribution of fresh fruits and vegetables.

Groceries and related products, n.e.c. (SIC 5149). Establishments primarily engaged in the wholesale distribution of groceries and related products, not elsewhere classified. Establishments primarily engaged in the wholesale distribution of soft drinks, and in bottling and distributing natural spring and mineral waters, are classified in this industry, but establishments primarily engaged in bottling soft drinks are classified in Manufacturing, Major Group 20. This industry does not include establishments primarily

engaged in the wholesale distribution of farm-product raw materials classified in Industry Group 515, nor those distributing beer, wine, and distilled alcoholic beverages of Industry Group 518.

SIC 5149 is subdivided in some tables into—

1. Coffee, tea, and spices.
2. Bread and baked goods.
3. Soft drinks.
4. Canned goods.
5. Food and beverage basic materials.
6. Other grocery specialties.

Farm-product raw materials (SIC 515)

Grain and field beans (SIC 5153). Establishments primarily engaged in buying and/or marketing grain (such as corn, wheat, oats, barley, and unpolished rice), dry beans, soybeans, and other inedible beans. Country grain elevators primarily engaged in buying or receiving grain from farmers are included, as well as terminal elevators and other merchants marketing grain. Establishments primarily engaged in the wholesale distribution of field and garden seeds are classified in Industry 5191.

Livestock (SIC 5154). Establishments primarily engaged in buying and/or marketing cattle, hogs, sheep, and goats. This industry also includes the operation of livestock auction markets.

Farm-product raw materials, n.e.c. (SIC 5159). Establishments primarily engaged in buying and/or marketing farm products, not elsewhere classified. Establishments primarily engaged in the wholesale distribution of milk are classified in Industry 5143, and those distributing live poultry are classified in Industry 5144.

SIC 5159 is subdivided in some tables into—

1. Hides, skins, and pelts.
2. Leaf tobacco.
3. Wool, wool tops, and mohair.
4. Cotton.
5. Other farm-product raw materials.

Chemicals and allied products (SIC 516)

Plastics materials and basic forms and shapes (SIC 5162). Establishments primarily engaged in the wholesale distribution of plastics materials, and of unsupported plastics film, sheets, sheeting, rods, tubes, and other basic forms and shapes.

Chemicals and allied products, n.e.c. (SIC 5169). Establishments primarily engaged in the wholesale distribution of chemicals and allied products, not elsewhere classified,

such as acids, industrial and heavy chemicals, dyestuffs, industrial salts, rosin, and turpentine. Establishments primarily engaged in the wholesale distribution of ammunition are classified in Industry Group 509; those distributing agricultural chemicals and pesticides are classified in Industry 5191; those distributing drugs are classified in Industry 5122; and those distributing pigments, paints, and varnishes are classified in Industry 5198.

SIC 5169 is subdivided in some tables into—

1. Industrial gases, except LP.
2. Other chemicals and allied products.

Petroleum and petroleum products (SIC 517)

This industry group includes establishments primarily engaged in the wholesale distribution of crude petroleum and petroleum products. Included are establishments primarily engaged in the distribution of liquefied petroleum gas. Establishments primarily engaged in the transmission and/or distribution of natural gas are classified in Utilities, Industry Group 492.

Petroleum bulk stations and terminals (SIC 5171). Establishments primarily engaged in the wholesale distribution of crude petroleum and petroleum products from bulk liquid storage facilities. These establishments have a bulk liquid storage capacity of 10,000 gallons or more.

SIC 5171 is subdivided in some tables into—

1. Petroleum bulk stations and terminals, except LP.
2. Liquefied petroleum gas bulk stations and terminals.

Petroleum and petroleum products wholesalers, except bulk stations and terminals (SIC 5172). Establishments primarily engaged in the wholesale distribution of crude petroleum and petroleum products. These establishments do not have a bulk liquid storage capacity of 10,000 gallons or more. Included are packaged and bottled petroleum products distributors, truck jobbers, and others marketing petroleum and its products at wholesale.

Beer, wine, and distilled alcoholic beverages (SIC 518)

Beer and ale (SIC 5181). Establishments primarily engaged in the wholesale distribution of beer, ale, porter, and other fermented malt beverages.

Wine and distilled alcoholic beverages (SIC 5182). Establishments primarily engaged in the wholesale distribution of distilled spirits, including neutral spirits and ethyl alcohol used in blended wines and distilled liquors.

SIC 5182 is subdivided in some tables into—

1. Wine and distilled alcoholic beverages—licensed.
2. Wine and distilled alcoholic beverages—State operated.

Miscellaneous nondurable goods (SIC 519)

Farm supplies (SIC 5191). Establishments primarily engaged in the wholesale distribution of animal feeds, fertilizers, agricultural chemicals, pesticides, seeds, and other farm supplies, except grains. Establishments primarily engaged in the wholesale distribution of pet food are classified in Industry 5149, and those distributing pet supplies are classified in Industry 5199.

SIC 5191 is subdivided in some tables into—

1. Farm supplies—farm dealers.
2. Farm supplies—wholesale distributors.

Books, periodicals, and newspapers (SIC 5192). Establishments primarily engaged in the wholesale distribution of books, periodicals, and newspapers.

Flowers, nursery stock, and florists' supplies (SIC 5193). Establishments primarily engaged in the wholesale distribution of flowers, nursery stock, and florists' supplies.

Tobacco and tobacco products (SIC 5194). Establishments primarily engaged in the wholesale distribution of tobacco and its products. Leaf tobacco wholesalers are classified in Industry 5159, and establishments primarily engaged in stemming and redrying tobacco are classified in Manufacturing, Industry 2141.

Paints, varnishes, and supplies (SIC 5198). Establishments primarily engaged in the wholesale distribution of paints, varnishes, wallpaper, and supplies. Establishments selling to the general public and known as retail in the trade are classified in Retail Trade, Industry 5231.

Nondurable goods, n.e.c. (SIC 5199). Establishments primarily engaged in the wholesale distribution of nondurable goods, not elsewhere classified, such as art goods, industrial yarns, textile bags, and bagging and burlap.

SIC 5199 is subdivided in some tables into—

1. Art goods.
2. General merchandise—nondurable.
3. Textile bags and bagging.
4. Specialty advertising (sale of merchandise).
5. Other nondurable goods.

TYPE-OF-OPERATION CLASSIFICATIONS

In addition to being classified by kind of business, each wholesale establishment was classified for the census by type of operation according to the ownership of the business, ownership of the goods sold, or character of the principal transactions. Establishments in wholesale trade are grouped into the following three major types of operation and related subgroups:

Merchant wholesalers. Establishments primarily engaged in buying and selling merchandise on their own account. Included here are such types of establishments as wholesale merchants or jobbers, industrial distributors, voluntary group wholesalers, importers, exporters, cash and carry wholesalers, retailer cooperative warehouses, terminal and country grain elevators, farm products assemblers, wholesale cooperative associations, and petroleum bulk plants and terminals operated by nonrefining companies.

Wholesale distributors and jobbers. Establishments primarily engaged in buying and selling merchandise in the domestic market not manufactured by the parent company.

Importers. Establishments buying and selling goods at wholesale on their own account, whose principal source of purchases was foreign.

Exporters. Establishments primarily engaged in purchasing goods in the United States and selling them to foreign customers.

Terminal grain elevators. Grain elevators primarily engaged in buying and selling grain received from country grain elevators and grain marketing establishments. They have sizable space for grain storage, and products are received primarily by rail or barge rather than by truck.

Country grain elevators. Grain elevators, cooperative or other, buying and receiving grain directly from farmers by truck and selling at wholesale.

Assemblers of farm products, except country grain elevators. Establishments primarily engaged in purchasing directly from farmers and assembling and marketing farm products at wholesale.

Manufacturers' sales branches and offices. Establishments maintained by manufacturing, refining, and mining companies apart from their plants or mines for marketing their products at wholesale. Branch stores selling to household consumers and individual users are classified in retail trade. Sales branches and offices located at plants and administrative offices are included when separate records are available.

Manufacturers' sales branches. A branch with a stock of merchandise for sale. Included are refiner—marketers owned and operated by petroleum refining companies primarily for marketing their products.

Manufacturers' sales offices. An office without a stock of merchandise for sale.

Agents, brokers, and commission merchants. Establishments whose operators are in business for themselves and are primarily engaged in selling or buying goods for others. Included here are such types of operations as auction companies, import agents, export agents, selling agents, merchandise brokers, and commission merchants. "Sales" as shown in census publications for agents, brokers, and commission merchants represent the gross sales (or purchase) value of the goods in the transactions negotiated.

Auction companies. Wholesale establishments primarily engaged in selling merchandise on an agency basis by auction.

Brokers (representing buyers or sellers). Wholesale establishments primarily engaged in selling or buying merchandise in the domestic market on a brokerage basis but not receiving the goods on consignment.

Commission merchants. Wholesale establishments operating in the domestic market receiving goods for sale on consignment.

Import agents. Merchandise agents and brokers in the domestic market buying merchandise from or selling merchandise for foreign firms.

Export agents. Merchandise agents and brokers in the domestic market selling to or buying for foreign customers.

Manufacturers' agents. Wholesale establishments in the domestic market selling for a limited number of manufacturers on a continuing agency basis.



Appendix C. Kind-of-Business Titles and Reporting-Form Numbers

[Listed below are wholesale kind-of-business titles and their corresponding reporting-form numbers. Requests for copies of any of these forms, including the inquiries used to classify establishment by kind of business, should be directed to the Services Division, Bureau of the Census, Washington, DC 20233]

SIC code	Title	Standard form CB-	Short form CB-	SIC code	Title	Standard form CB-	Short form CB-
DURABLE GOODS				DURABLE GOODS—Con.			
501	Motor vehicles and motor vehicle parts and supplies:			509	Miscellaneous durable goods:		
5012	Automobiles and other motor vehicles -----	5012	5003	5091	Sporting and recreational goods and supplies -----	5091	5003
5013	Motor vehicle supplies and new parts -----	5013	5003	5092	Toys and hobby goods and supplies -----	5091	5003
5014	Tires and tubes -----	5013	5003	5093	Scrap and waste materials -----	5093	5003
5015	Motor vehicle parts, used -----	5013	5003	5094	Jewelry, watches, precious stones, and precious metals -----	5094	5003
				5099	Durable goods, n.e.c. -----	5099	5003
DURABLE GOODS				NONDURABLE GOODS			
502	Furniture and homefurnishings:			511	Paper and paper products:		
5021	Furniture -----	5020	5001	5111	Printing and writing paper -----	5110	5102
5023	Homefurnishings -----	5020	5001	5112	Stationery and office supplies -----	5110	5102
				5113	Industrial and personal service paper -----	5110	5102
503	Lumber and other construction materials:			512	Drugs, drug proprietaries, and druggists' sundries:		
5031	Lumber, plywood, millwork, and wood panels -----	5030	5001	5122	Drugs, drug proprietaries, and druggists' sundries -----	5122	5102
5032	Brick, stone, and related construction materials -----	5030	5001				
5033	Roofing, siding, and insulation materials -----	5030	5001	513	Apparel, piece goods, and notions:		
5039	Construction materials, n.e.c. -----	5030	5001	5131	Piece goods, notions, and other dry goods -----	5131	5102
				5136	Men's and boys' clothing and furnishings -----	5136	5102
504	Professional and commercial equipment and supplies:			5137	Women's, children's, and infants' clothing and accessories -----	5136	5102
5043	Photographic equipment and supplies -----	5043	5003	5139	Footwear -----	5136	5102
5044	Office equipment -----	5045	5002				
5045	Computers and computer peripheral equipment and software -----	5045	5002	514	Groceries and related products:		
5046	Commercial equipment, n.e.c. -----	5043	5002	5141	Groceries, general line -----	5141	5101
5047	Medical, dental, and hospital equipment and supplies -----	5047	5002	5142	Packaged frozen foods -----	5142	5101
5048	Ophthalmic goods -----	5047	5002	5143	Dairy products, except dried or canned -----	5143	5101
5049	Professional equipment and supplies, n.e.c. -----	5047	5002	5144	Poultry and poultry products -----	5144	5101
				5145	Confectionery -----	5145	5101
505	Metals and minerals, except petroleum:			5146	Fish and seafoods -----	5146	5101
5051	Metals service centers and offices -----	5051	5003	5147	Meats and meat products -----	5147	5101
5052	Coal and other minerals and ores -----	5052	5003	5148	Fresh fruits and vegetables -----	5148	5101
				5149	Groceries and related products, n.e.c. -----	5141	5101
				515	Farm-product raw materials:		
506	Electrical goods:			5153	Grain and field beans -----	5150	5103
5063	Electrical apparatus and equipment, wiring supplies, and construction materials -----	5060	5001	5154	Livestock -----	5150	5103
5064	Electrical appliances, television and radio sets -----	5060	5001	5159	Farm-product raw materials, n.e.c. -----	5150	5103
5065	Electronic parts and equipment, n.e.c. -----	5060	5001				
				516	Chemicals and allied products:		
				5162	Plastics materials and basic forms and shapes -----	5160	5102
				5169	Chemicals and allied products, n.e.c. -----	5160	5102
507	Hardware, and plumbing and heating equipment and supplies:			517	Petroleum and petroleum products:		
5072	Hardware -----	5070	5001	5171	Petroleum bulk stations and terminals -----	5170	1NA
5074	Plumbing and heating equipment and supplies (hydronics) -----	5070	5001	5172	Petroleum and petroleum products wholesalers, except bulk stations and terminals -----	5170	1NA
5075	Warm air heating and air-conditioning equipment and supplies -----	5070	5001				
5078	Refrigeration equipment and supplies -----	5070	5001	518	Beer, wine, and distilled alcoholic beverages:		
				5181	Beer and ale -----	5180	5103
				5182	Wine and distilled alcoholic beverages -----	5180	5103
508	Machinery, equipment, and supplies:			519	Miscellaneous nondurable goods:		
5082	Construction and mining (except petroleum) machinery and equipment -----	5082	5002	5191	Farm supplies -----	5191	5102
5083	Farm and garden machinery and equipment -----	5083	5002	5192	Books, periodicals, and newspapers -----	5192	5102
5084	Industrial machinery and equipment -----	5084	5002	5193	Flowers, nursery stock, and florists' supplies -----	5192	5102
5085	Industrial supplies -----	5085	5002	5194	Tobacco and tobacco products -----	5194	5102
5087	Service establishment equipment and supplies -----	5087	5002	5198	Paints, varnishes, and supplies -----	5198	5102
5088	Transportation equipment and supplies, except motor vehicles -----	5088	5002	5199	Nondurable goods, n.e.c. -----	5199	5102

¹Petroleum wholesalers were all sent form CB-5170.

Appendix D. Metropolitan Areas

(Titles and definitions shown for MSA's, CMSA's, and PMSA's are those established by the Office of Management and Budget, as of June 30, 1993)

ALABAMA

Anniston, AL MSA

Calhoun County, AL

Birmingham, AL MSA

Blount County, AL
Jefferson County, AL
St. Clair County, AL
Shelby County, AL

Columbus, GA-AL MSA

Russell County, AL
Chattahoochee County, GA
Harris County, GA
Muscogee County, GA

Decatur, AL MSA

Lawrence County, AL
Morgan County, AL

Dothan, AL MSA

Dale County, AL
Houston County, AL

Florence, AL MSA

Colbert County, AL
Lauderdale County, AL

Gadsden, AL MSA

Etowah County, AL

Huntsville, AL MSA

Limestone County, AL
Madison County, AL

Mobile, AL MSA

Baldwin County, AL
Mobile County, AL

Montgomery, AL MSA

Autauga County, AL
Elmore County, AL
Montgomery County, AL

Tuscaloosa, AL MSA

Tuscaloosa County, AL

Appendix E.

Percent of Sales Data Based on Administrative Records and Estimation for the State: 1992

[For meaning of abbreviations and symbols and for more information on reliability of data, see introductory text. For explanation of terms and comparability of 1987 and 1992 censuses, see appendix A]

SIC code	Kind of business	Percent of sales‡ —		SIC code	Kind of business	Percent of sales‡ —	
		From administrative records ¹	Estimated ²			From administrative records ¹	Estimated ²
	Wholesale trade -----	5.3	5.3		Wholesale trade —Con.		
50	Durable goods -----	6.5	6.0	50	Durable goods —Con.		
				509	Miscellaneous durable goods -----	10.1	5.8
				5091	Sporting and recreational goods and supplies -----	1.9	1.8
				5092	Toys and hobby goods and supplies -----	14.8	3.7
501	Motor vehicles and motor vehicle parts and supplies -----	7.1	2.8	5093	Scrap and waste materials -----	7.1	4.8
5012	Automobiles and other motor vehicles -----	7.7	2.4	5094	Jewelry, watches, precious stones, and precious metals -----	17.0	9.0
5013	Motor vehicle supplies and new parts -----	9.4	2.6	5099	Durable goods, n.e.c. -----	19.2	10.6
5014	Tires and tubes -----	1.6	3.6				
5015	Motor vehicle parts, used -----	12.6	7.1	51	Nondurable goods -----	4.0	4.5
502	Furniture and homefurnishings -----	8.9	6.6	511	Paper and paper products -----	2.4	2.4
5021	Furniture -----	8.2	9.1	5111	Printing and writing paper -----	.2	2.6
5023	Homefurnishings -----	9.5	4.8	5112	Stationery and office supplies -----	2.3	3.8
				5113	Industrial and personal service paper -----	3.8	.2
503	Lumber and other construction materials -----	6.5	5.9	512	Drugs, drug proprietaries, and druggists' sundries -----	2.8	.1
5031	Lumber, plywood, millwork, and wood panels -----	6.5	4.2	5122	Drugs, drug proprietaries, and druggists' sundries -----	2.8	.1
5032	Brick, stone, and related construction materials -----	4.7	9.5	513	Apparel, piece goods, and notions -----	2.8	8.3
5033	Roofing, siding, and insulation materials -----	2.8	7.5	5131	Piece goods, notions, and other dry goods -----	5.9	2.6
5039	Construction materials, n.e.c. -----	14.4	10.5	5136	Men's and boys' clothing and furnishings -----	4.4	10.2
504	Professional and commercial equipment and supplies -----	4.2	7.7	5137	Women's, children's, and infants' clothing and accessories -----	1.2	12.3
5043	Photographic equipment and supplies -----	5.5	—	5139	Footwear -----	1.1	—
5044	Office equipment -----	3.8	3.1	514	Groceries and related products -----	1.0	2.8
5045	Computers and computer peripheral equipment and software -----	3.5	11.6	5141	Groceries, general line -----	.2	1.0
5046	Commercial equipment, n.e.c. -----	9.7	3.8	5142	Packaged frozen foods -----	.3	4.2
5047	Medical, dental, and hospital equipment and supplies -----	4.8	2.3	5143	Dairy products, except dried or canned -----	.5	1.0
5048	Ophthalmic goods -----	14.9	15.7	5144	Poultry and poultry products -----	2.4	15.5
5049	Professional equipment and supplies, n.e.c. -----	2.2	11.7	5145	Confectionery -----	.7	9.5
505	Metals and minerals, except petroleum -----	5.0	3.4	5146	Fish and seafoods -----	14.6	9.0
5051	Metals service centers and offices -----	3.5	3.5	5147	Meats and meat products -----	.4	2.2
5052	Coal and other minerals and ores -----	17.7	2.6	5148	Fresh fruits and vegetables -----	2.2	7.1
				5149	Groceries and related products, n.e.c. -----	1.3	2.2
506	Electrical goods -----	1.9	6.7	515	Farm-product raw materials -----	11.2	6.5
5063	Electrical apparatus and equipment, wiring supplies, and construction materials -----	2.7	7.3	5153	Grain and field beans -----	9.5	13.1
5064	Electrical appliances, television and radio sets -----	4.8	44.7	5154	Livestock -----	5.4	7.9
5065	Electronic parts and equipment, n.e.c. -----	1.1	3.4	5159	Farm-product raw materials, n.e.c. -----	15.0	4.1
507	Hardware, and plumbing and heating equipment and supplies -----	9.2	6.4	516	Chemicals and allied products -----	1.4	18.8
5072	Hardware -----	7.3	8.9	5162	Plastics materials and basic forms and shapes -----	3.0	16.8
5074	Plumbing and heating equipment and supplies (hydronics) -----	10.2	1.7	5169	Chemicals and allied products, n.e.c. -----	1.2	19.0
5075	Warm air heating and air-conditioning equipment and supplies -----	9.9	8.4	517	Petroleum and petroleum products -----	7.7	4.2
5078	Refrigeration equipment and supplies -----	6.4	12.0	5171	Petroleum bulk stations and terminals -----	5.9	4.3
				5172	Petroleum and petroleum products wholesalers, except bulk stations and terminals -----	17.5	3.2
508	Machinery, equipment, and supplies -----	9.2	9.5	518	Beer, wine, and distilled alcoholic beverages -----	3.3	1.2
5082	Construction and mining (except petroleum) machinery and equipment -----	20.0	2.4	5181	Beer and ale -----	3.9	—
5083	Farm and garden machinery and equipment -----	15.9	6.1	5182	Wine and distilled alcoholic beverages -----	1.9	4.3
5084	Industrial machinery and equipment -----	4.8	14.7	519	Miscellaneous nondurable goods -----	6.0	8.1
5085	Industrial supplies -----	4.1	9.5	5191	Farm supplies -----	6.7	18.8
5087	Service establishment equipment and supplies -----	15.4	9.1	5192	Books, periodicals, and newspapers -----	.1	2.4
5088	Transportation equipment and supplies, except motor vehicles -----	2.9	12.2	5193	Flowers, nursery stock, and florists' supplies -----	6.5	2.4
				5194	Tobacco and tobacco products -----	2.7	—
				5198	Paints, varnishes, and supplies -----	19.5	4.8
				5199	Nondurable goods, n.e.c. -----	16.1	6.1

¹Includes sales information obtained from administrative records of other Federal agencies.

²Includes sales information which was imputed based on historic company ratios or administrative records, or on industry averages.

Appendix F. Geographic Notes

ALABAMA

Arab is in Cullman and Marshall Counties; it annexed into Cullman County in July 1988.

Birmingham is in Jefferson and Shelby Counties; it annexed into Shelby County in February 1986, but this change was not submitted to the Bureau of the Census until March 1988. In January 1987, Roosevelt City disincorporated and was annexed by Birmingham.

Boaz is in Etowah and Marshall Counties.

Childersburg is in Shelby and Talladega Counties; it annexed into Shelby County in November 1990.

Decatur is in Limestone and Morgan Counties; it annexed into Limestone County in October 1986, but this change was not submitted to the Bureau of the Census until February 1987.

Dothan is in Dale, Henry, and Houston Counties; it annexed into Henry County in August 1990.

Enterprise is in Coffee and Dale Counties.

Glencoe is in Calhoun and Etowah Counties.

Haleyville is in Marion and Winston Counties; it annexed into Marion County in November 1987.

Hoover is in Jefferson and Shelby Counties.

Huntsville is in Limestone and Madison Counties.

Leeds is in Jefferson, St. Clair, and Shelby Counties.

Madison is in Limestone and Madison Counties.

Oxford is in Calhoun and Talladega Counties.

Phenix City is in Lee and Russell Counties.

Piedmont is in Calhoun and Cherokee Counties.

Prattville is in Autauga and Elmore Counties.

Southside is in Calhoun and Etowah Counties.

Sumiton is in Jefferson and Walker Counties.

Tallassee is in Elmore and Tallapoosa Counties.

Vestavia Hills is in Jefferson and Shelby Counties; it annexed into Shelby County in August 1990.

Winfield is in Fayette and Marion Counties.

Appendix G.

Establishments in Business Any Time During Year and Establishments in Business at End of Year for the State: 1992 and 1987

[For meaning of abbreviations and symbols, see introductory text. For explanation of terms and comparability of 1987 and 1992 censuses, see appendix A]

SIC code	Kind of business	Establishments in business —			
		Any time during year		At end of year	
		1992	1987	1992	1987
	Wholesale trade	7 066	6 671	6 611	6 291
50	Durable goods	4 846	4 563	4 534	4 304
501	Motor vehicles and automotive parts and supplies	854	848	777	793
5012	Automobiles and other motor vehicles	191	143	176	138
5013	Motor vehicle supplies and new parts	434	505	391	470
5014	Tires and tubes	88	81	81	74
5015	Motor vehicle parts, used	141	119	129	111
502	Furniture and homefurnishings	192	176	172	161
5021	Furniture	103	93	90	86
5023	Homefurnishings	89	83	82	75
503	Lumber and other construction materials	384	369	360	347
5031	Lumber, plywood, millwork, and wood panels	210	203	196	192
5032	Brick, stone, and related construction materials	77	62	76	57
5033	Roofing, siding, and insulation materials	42	38	37	37
5039	Construction materials, n.e.c.	55	66	51	61
504	Professional and commercial equipment and supplies	611	575	575	548
5043	Photographic equipment and supplies	10	8	10	7
5044	Office equipment	139	208	130	201
5045	Computers and computer peripheral equipment and software	202	138	187	132
5046	Commercial equipment, n.e.c.	56	62	50	59
5047	Medical, dental, and hospital equipment and supplies	151	98	146	94
5048	Ophthalmic goods	18	17	17	14
5049	Professional equipment and supplies, n.e.c.	35	44	35	41
505	Metals and minerals, except petroleum	208	200	202	192
5051	Metals service centers and offices	184	175	181	169
5052	Coal and other minerals and ores	24	25	21	23
506	Electrical goods	517	463	496	446
5063	Electrical apparatus and equipment, wiring supplies, and construction materials	278	261	264	251
5064	Electrical appliances, television and radio sets	40	47	37	45
5065	Electronic parts and equipment, n.e.c.	199	155	195	150
507	Hardware, and plumbing and heating equipment and supplies	390	338	365	327
5072	Hardware	139	109	129	108
5074	Plumbing and heating equipment and supplies (hydronics)	122	110	114	105
5075	Warm air heating and air-conditioning equipment and supplies	105	95	99	92
5078	Refrigeration equipment and supplies	24	24	23	22
508	Machinery, equipment, and supplies	1 172	1 112	1 102	1 051
5082	Construction and mining (except petroleum) machinery and equipment	122	98	112	92
5083	Farm and garden machinery and equipment	168	180	159	170
5084	Industrial machinery and equipment	423	360	394	339
5085	Industrial supplies	320	313	305	297
5087	Service establishment equipment and supplies	107	135	102	131
5088	Transportation equipment and supplies, except motor vehicles	32	26	30	22
509	Miscellaneous durable goods	518	482	485	439
5091	Sporting and recreational goods and supplies	69	55	67	49
5092	Toys and hobby goods and supplies	25	13	20	12
5093	Scrap and waste materials	175	141	163	134
5094	Jewelry, watches, precious stones, and precious metals	36	53	34	45
5099	Durable goods, n.e.c.	213	220	201	199
51	Nondurable goods	2 220	2 108	2 077	1 987
511	Paper and paper products	237	181	224	173
5111	Printing and writing paper	31	26	30	24
5112	Stationery and office supplies	163	106	153	103
5113	Industrial and personal service paper	43	49	41	46
512	Drugs, drug proprietaries, and druggists sundries	72	59	65	56
5122	Drugs, drug proprietaries, and druggists sundries	72	59	65	56
513	Apparel, piece goods, and notions	121	99	104	93
5131	Piece goods, notions, and other dry goods	33	34	28	34
5136	Men's and boys' clothing and furnishings	33	26	30	24
5137	Women's, children's, and infants' clothing and accessories	44	28	36	25
5139	Footwear	11	11	10	10

SIC code	Kind of business	Establishments in business —			
		Any time during year		At end of year	
		1992	1987	1992	1987
51	Nondurable goods — Con.				
514	Groceries and related products	473	464	443	420
5141	Groceries, general line	43	52	40	49
5142	Packaged frozen foods	35	35	35	34
5143	Dairy products, except dried or canned	33	44	31	38
5144	Poultry and poultry products	28	29	23	21
5145	Confectionery	45	44	44	41
5146	Fish and seafoods	55	46	52	40
5147	Meats and meat products	30	35	27	32
5148	Fresh fruits and vegetables	54	51	50	45
5149	Groceries and related products, n.e.c.	150	128	141	120
515	Farm-product raw materials	119	148	107	137
5153	Grain and field beans	29	57	26	53
5154	Livestock	43	50	39	46
5159	Farm-product raw materials, n.e.c.	47	41	42	38
516	Chemicals and allied products	160	135	149	130
5162	Plastics materials and basic forms and shapes	30	22	29	21
5169	Chemicals and allied products, n.e.c.	130	113	120	109
517	Petroleum and petroleum products	340	344	326	333
5171	Petroleum bulk stations and terminals	277	263	267	256
5172	Petroleum and petroleum products wholesalers, except bulk stations and terminals	63	81	59	77
518	Beer, wine, and distilled alcoholic beverages	79	69	77	67
5181	Beer and ale	49	54	48	53
5182	Wine and distilled alcoholic beverages	30	15	29	14
519	Miscellaneous nondurable goods	619	609	582	578
5191	Farm supplies	303	332	287	311
5192	Books, periodicals, and newspapers	38	40	35	39
5193	Flowers, nursery stock, and florists' supplies	81	64	76	63
5194	Tobacco and tobacco products	21	28	20	26
5198	Paints, varnishes and supplies	44	47	42	43
5199	Nondurable goods, n.e.c.	132	98	122	96

Publication Program

1992 CENSUS OF WHOLESALE TRADE

Publications of the 1992 Census of Wholesale Trade, containing data on wholesale trade establishments with payroll in the United States, are described below. Publications order forms for specific reports may be obtained from any Department of Commerce district office or from Data User Services Division, Customer Services, Bureau of the Census, Washington, DC 20233-8300. The first results were issued in press releases. Final detailed statistics are issued in separate paperbound reports and compact disc-read only memory (CD-ROM).

Final Reports

Geographic area series—52 reports (WC92-A-1 to -52)

A separate paperbound report containing data for establishments with payroll is published for each State, the District of Columbia, and the United States. Each report presents general statistics for establishments with payroll, on number of establishments, sales, payroll, employment, operating expenses, and inventories. At the State level, data also are presented separately for the following types of wholesale operations: merchant wholesalers; manufacturers' sales branches and offices; and agents, brokers, and commission merchants. Less type-of-operation detail is shown below the State level. For States, MA's, and counties and places with 200 wholesale establishments or more, statistics are presented by kind of business. Greater kind-of-business detail is shown for larger areas. In addition, data are shown for all places with 2,500 inhabitants or more and all counties (with no kind-of-business detail). For each State, the District of Columbia, and the United States, 1992 data are provided on sales and employees per establishment, sales and payroll per employee, payroll as a percent of operating expenses, and operating expenses and end-of-year inventories as percentages of sales. Comparative statistics showing percent changes in sales and payroll between 1987 and 1992 also are shown by kind of business.

Subject series—4 reports (WC92-S-1 to -4)

The *Establishment and Firm Size* report (WC92-S-1) presents data for establishments with payroll, based on size of establishment, size of company or firm, and legal form of organization. Establishment statistics are presented by sales size and by employment size; statistics for firms by sales size (including concentration by largest firms), by employment size, and by number of establishments operated (single units and multiunits). Statistics are presented by kind of business on the number of establishments, sales, payroll, and employment for the United States.

The *Measures of Value Produced, Capital Expenditures, Depreciable Assets, and Operating Expenses* report (WC92-S-2) presents data on measures of value produced, capital expenditures, depreciable assets, and operating expenses for firms with payroll

for the United States by major kinds of business. Measures of value produced include gross margin, value added, and net income produced at market prices and factor costs. Operating expenses include annual payroll, supplemental labor costs, purchased services, etc. Sales, purchases, and beginning and ending inventories data also are provided.

The *Commodity Line Sales* report (WC92-S-3) presents data on major categories of commodities sold by wholesale kinds of business for the United States. Data for 15 selected MA's and 15 selected States will be available on electronic media only. Tables present data for each kind of business and show, for each commodity line, the number of establishments handling the line and their sales of the line; the percentage of total sales of the kind of business accounted for by each of the lines carried; and, for establishments actually handling a specific line, the percentage of total sales represented by sales of that line. Summary statistics also are provided for the broad commodity line categories, including counts of establishments and the amount and percentage of the line sold by various kinds of wholesale businesses.

The *Miscellaneous Subjects* report (WC92-S-4) contains data by kind of business on employment by principal activity; sales by class of customer; inventory valuation methods; commissions and gross selling value of business conducted for others by agents and brokers; gross margins, gross profits, and their components; and on petroleum bulk stations and terminals. Data are presented for the United States as a whole; for petroleum bulk stations and terminals, States, and counties.

Electronic Media

All data included in the printed reports are available on CD-ROM. The CD-ROM's provide the same information found in the final reports as well as additional information not published in the final reports, such as commodity line sales data for States (WC92-S-3). Electronic media products are available for users who wish to summarize, rearrange, or process large amounts of data. These products, with corresponding technical documentation, are sold by Data User Services Division, Customer Services, Bureau of the Census, Washington, DC 20233-8300.

OTHER ECONOMIC CENSUS REPORTS

Data on retail trade, service industries, transportation, communications, utilities, financial, insurance, real estate, construction industries, manufactures, mineral industries, enterprise statistics, minority-owned business enterprises, and women-owned businesses also are available from the 1992 Economic Census. A separate series of reports covers the census of outlying areas: Puerto Rico, Virgin Islands of the United States, Guam, and the Northern Marianas. Separate announcements describing these reports are available free of charge from Data User Services Division, Customer Services, Bureau of the Census, Washington, DC 20233-8300.