

1992


Census of

Service Industries

SC92-A-50

GEOGRAPHIC AREA SERIES

Wisconsin



1992 Census of Service Industries

SC92-A-50

GEOGRAPHIC AREA SERIES

Wisconsin

Issued December 1994



U.S. Department of Commerce
Ronald H. Brown, Secretary
David J. Barram, Deputy Secretary
Economics and Statistics Administration
Everett M. Ehrlich, Under Secretary
for Economic Affairs
BUREAU OF THE CENSUS
Martha Farnsworth Riche, Director

Acknowledgments

Many persons participated in the various activities of the 1992 Census of Service Industries. The overall planning and review of the census operations were performed by the Economic Census Staff of the Economic Planning and Coordination Division.

This report was prepared in the Services Division. **Bobby E. Russell**, Assistant Chief for Census Programs, was responsible for the overall planning, management, and coordination of the census of service industries. Planning and implementation were under the direction of **Jack B. Moody**, Chief, Service Census Branch, with primary staff assistance by **Jack R. Drago**, **Barbara S. Tinari**, **Kirk K. Degler**, **Joseph R. Fuller**, **Susan G. Baker**, **Deborah M. Stempowski**, **Brian D. Gregory**, **Theresa L. Steele**, **Chris E. Blackburn**, **Gary R. Rice**, **M. Craig Schadt**, **Arthur B. Stewart**, **Sandra K. Byrd**, and **Evelyn D. Butler**.

Systems and procedures for mailout, receipt, correspondence, data input, industry classification, other clerical processing, administrative record processing, quality control, and the associated electronic computer programs, were developed in the Economic Planning and Coordination Division.

Mailout preparation and receipt operations, clerical and analytical review activities, data keying, and geocoding review were performed by the staff of the Data Preparation Division, **Judith N. Petty**, Acting Chief.

Geographic coding procedures and associated computer programs were developed by the staff of the Geography Division.

The computer processing systems were developed and coordinated in the Economic Statistical Methods and Programming Division, **Charles P. Pautler, Jr.**, Chief. **H. Ray Dennis**, Assistant Chief for Business Programs, was responsible for design and implementation of the computer systems. The computer programs were prepared under the supervision of **William C. Wester**, Chief, Business Census Branch, and **Steven G. McCraith**, Chief, Utilities and Financial Census Branch, assisted by **Jeffrey S. Rosen**, **Barbara L. Lambert**, **Jacqueline R. Sellers**, and **Tsung C. Chu**. Additional programming assistance was provided by **Robert S. Jewett**.

Computer processing was performed in the Computer Services Division, **Marvin D. Raines**, Chief.

The staff of the Administrative and Publications Services Division, **Walter C. Odom**, Chief, performed planning, design, composition, editorial review, and printing planning and procurement for publications and report forms. **Margaret A. Smith** provided publication coordination and editing.

Special acknowledgment is also due the many businesses whose cooperation has contributed to the publication of these data.

If you have any questions concerning the statistics in this report, call 301-457-2689.



**Economics and Statistics
Administration**

Everett M. Ehrlich, Under Secretary
for Economic Affairs



BUREAU OF THE CENSUS

Martha Farnsworth Riche, Director
Harry A. Scarr, Deputy Director

Paula J. Schneider, Principal Associate
Director for Programs

Thomas L. Mesenbourg, Acting Associate
Director for Economic Programs

Thomas L. Mesenbourg, Assistant Director
for Economic Programs

**ECONOMIC PLANNING AND COORDINATION
DIVISION**

John P. Govoni, Chief

SERVICES DIVISION

Carole A. Ambler, Chief

Introduction to the Economic Census

PURPOSES AND USES OF THE ECONOMIC CENSUS

The economic census is the major source of facts about the structure and functioning of the Nation's economy. It provides essential information for government, business, industry, and the general public.

The economic census furnishes an important part of the framework for such composite measures as the gross domestic product, input/output measures, production and price indexes, and other statistical series that measure short-term changes in economic conditions.

Policymaking agencies of the Federal Government use the data, especially in monitoring economic activity and providing assistance to business.

State and local governments use the data to assess business activities and tax bases within their jurisdictions and to develop programs to attract business.

Trade associations study trends in their own and competing industries and keep their members informed of market changes.

Individual businesses use the data to locate potential markets and to analyze their own production and sales performance relative to industry or area averages.

AUTHORITY AND SCOPE

Title 13 of the United States Code (sections 131, 191, and 224) directs the Census Bureau to take the economic census every 5 years, covering years ending in 2 and 7. The 1992 Economic Census consists of the following eight censuses:

- Census of Retail Trade
- Census of Wholesale Trade
- Census of Service Industries
- Census of Financial, Insurance, and Real Estate Industries
- Census of Transportation, Communications, and Utilities
- Census of Manufactures
- Census of Mineral Industries
- Census of Construction Industries

Special programs also cover enterprise statistics and minority-owned and women-owned businesses. (The 1992 Census of Agriculture and 1992 Census of Governments are conducted separately.) The next economic census is scheduled to be taken in 1998 covering the year 1997.

AVAILABILITY OF THE DATA

The results of the economic census are available in printed reports for sale by the U.S. Government Printing Office and on compact discs for sale by the Census Bureau. Order forms for all types of products are available on request from Customer Services, Bureau of the Census, Washington, DC 20233-8300. A more complete description of publications being issued from this census is on the inside back cover of this document.

Census facts are also widely disseminated by trade associations, business journals, and newspapers. Volumes containing census statistics are available in most major public and college libraries. Finally, State data centers in every State as well as business and industry data centers in many States also supply economic census statistics.

WHAT'S NEW IN 1992

The 1992 Economic Census covers more of the economy than any previous census. New for 1992 are data on communications, utilities, financial, insurance, and real estate, as well as coverage of more transportation industries. The economic, agriculture, and governments censuses now collectively cover nearly 98 percent of all economic activity.

Among other changes, new 1992 definitions affect the boundaries of about a third of all metropolitan areas. Also, the Survey of Women-Owned Businesses has now been expanded to include all corporations.

HISTORICAL INFORMATION

The economic census has been taken as an integrated program at 5-year intervals since 1967 and before that for 1963, 1958, and 1954. Prior to that time, the individual subcomponents of the economic census were taken separately at varying intervals.

The economic census traces its beginnings to the 1810 Decennial Census, when questions on manufacturing were included with those for population. Coverage of economic activities was expanded for 1840 and subsequent censuses to include mining and some commercial activities. In 1902, Congress established a permanent Census Bureau and directed that a census of manufactures be taken every 5 years. The 1905 Manufactures Census was the first time a census was taken apart from the regular every-10-year population census.

The first census of business was taken in 1930, covering 1929. Initially it covered retail and wholesale trade and construction industries, but it was broadened in 1933 to include some of the service trades.

The 1954 Economic Census was the first census to be fully integrated—providing comparable census data across economic sectors, using consistent time periods, concepts, definitions, classifications, and reporting units. It was the first census to be taken by mail, using lists of firms provided by the administrative records of other Federal agencies. Since 1963, administrative records also have been used to provide basic statistics for very small firms, reducing or eliminating the need to send them census questionnaires. The Enterprise Statistics Program, which publishes combined data from the economic census, was made possible with the implementation of the integrated census program in 1954.

The range of industries covered in the economic censuses has continued to expand. The census of construction industries began on a regular basis in 1967, and the scope of service industries was broadened in 1967, 1977, and 1987. The census of transportation began in 1963 as a set of surveys covering travel, transportation of commodities, and trucks, but expanded in 1987 to cover business establishments in several transportation industries. For 1992, these statistics are incorporated into a broadened census of transportation, communications, and utilities. Also new for 1992 is the census of financial, insurance, and real estate industries. This is part of a gradual expansion in coverage of industries previously subjected to government regulation.

The Survey of Minority-Owned Business Enterprises was first conducted as a special project in 1969 and was incorporated into the economic census in 1972 along with the Survey of Women-Owned Businesses.

An economic census has also been taken in Puerto Rico since 1909, in the Virgin Islands of the United States and Guam since 1958, and in the Commonwealth of the Northern Mariana Islands since 1982.

Statistical reports from the 1987 and earlier censuses provide historical figures for the study of long-term time series and are available in some large libraries. All of the census data published since 1967 are still available for sale on microfiche from the Census Bureau.

AVAILABILITY OF MORE FREQUENT ECONOMIC DATA

While the census provides complete enumerations every 5 years, there are many needs for more frequent data as well. The Census Bureau conducts a number of monthly, quarterly, and annual surveys, with the results appearing in publication series such as Current Business Reports (retail and wholesale trade and service industries), the Annual Survey of Manufactures, Current Industrial Reports, and the Quarterly Financial Report. Most of these surveys, while providing more frequent observations, yield less kind-of-business and geographic detail than the census. The County Business Patterns program offers annual statistics on the number of establishments, employment, and payroll classified by industry within each county.

SOURCES FOR MORE INFORMATION

More information about the scope, coverage, classification system, data items, and publications for each of the economic censuses and related surveys is published in the *Guide to the 1992 Economic Census and Related Statistics*. More information on the methodology, procedures, and history of the census will be published in the *History of the 1992 Economic Census*. Contact Customer Services for information on availability.

Census of Service Industries

GENERAL

The 1992 Census of Service Industries, part of the 1992 Economic Census, covered service industries as defined in Division I of the *Standard Industrial Classification Manual: 1987*¹ (SIC), except Elementary and Secondary Schools (SIC 821), Colleges, Universities, Professional Schools, and Junior Colleges (SIC 822), Labor Unions and Similar Labor Organizations (SIC 863), Political Organizations (SIC 865), Religious Organizations (SIC 866), and Private Households (SIC 881). The census also excluded governmental establishments classified in the covered industries, except for government-operated hospitals which were included.

Data are presented for establishments in the following classifications:

SIC code	Title
70	Hotels, rooming houses, camps, and other lodging places
72	Personal services
73	Business services
75	Automotive repair, services, and parking
76	Miscellaneous repair services
78	Motion pictures
79	Amusement and recreation services
80	Health services
81	Legal services
823, 4, 9	Selected educational services
83	Social services
84	Museums, art galleries, and botanical and zoological gardens
861, 2, 4, 9	Selected membership organizations
87	Engineering, accounting, research, management, and related services
89	Services, not elsewhere classified

This series of reports presents data for service establishments of firms subject to Federal income tax and (in separate tables) of firms which are exempt from Federal income tax under provisions of the Internal Revenue Code. Only establishments with some payroll during the year are included. For a more detailed explanation, see appendix A.

¹*Standard Industrial Classification Manual: 1987*. For sale by Superintendent of Documents, U.S. Government Printing Office, Washington, DC 20402. Stock No. 041-001-00314-2.

Many of the "kinds of business or operation" included in this report are not thought of as commercial businesses, and the terms (such as "business," "establishment," and "firm") used to describe them may not be descriptive of such services, particularly for not-for-profit and professional services. However, these terms are applied to all "kinds of business or operation" in order to maintain conformity in the measures of the production and delivery of goods and services and in the presentation of data.

The basic tabulations in this report do not include data for establishments which are auxiliary (primary function is providing a service, such as warehousing or bookkeeping) to service establishments within the same organization. Data for auxiliaries are presented in a subsequent report issued as part of the 1992 Enterprise Statistics reports.

For the 1992 Census of Service Industries, large- and medium-size firms, plus all firms known to operate more than one establishment, were sent questionnaires to be completed and returned to the Census Bureau by mail. For most very small firms, including those with no paid employees, data from existing administrative records of other Federal agencies were used instead. These records provided basic information on location, kind of business, receipts, payroll, number of employees, and legal form of organization. In addition, more detailed information for selected kinds of business was obtained on the various questionnaires.

Appendix A gives a more detailed explanation of census coverage and methodology.

CENSUS DISCLOSURE RULES

In accordance with Federal law governing census reports, no data are published that would disclose the operations of an individual establishment or business. However, the number of establishments in a kind-of-business classification is not considered a disclosure, so this information may be released even though other information is withheld.

GEOGRAPHIC AREAS COVERED

This report series presents data for the following areas:

1. The United States as a whole.
2. Each State and the District of Columbia.

3. Each consolidated metropolitan statistical area (CMSA) and primary metropolitan statistical area (PMSA) defined by the Office of Management and Budget (OMB) as of June 30, 1993. A CMSA is an area used to facilitate the presentation and analysis of data for large concentrations of metropolitan populations. It includes two or more contiguous PMSA's which have a population of at least 1,000,000² and which meet specific criteria of urban character and of social and economic integration.
4. Each metropolitan statistical area (MSA) defined by the OMB as of June 30, 1993. An MSA is an integrated economic and social unit with a population nucleus of at least 50,000 inhabitants.² Each MSA consists of one or more counties meeting standards of metropolitan character; in New England, cities and towns rather than counties are the component geographic units.
5. The area within the State outside metropolitan areas (MA's).
6. Each county or county equivalent.³ Counties are the primary divisions of States, except in Louisiana where they are called parishes and in Alaska where they are called boroughs and census areas. Maryland, Missouri, Nevada, and Virginia have one place or more that is independent of any county organization and constitutes primary divisions of their States. These places are treated as counties and as places.
7. Each consolidated city.³ Consolidated cities are consolidated governments which consist of separately incorporated municipalities.
8. Each municipality of 2,500 inhabitants or more incorporated as a city, borough, village, or town.^{2 3}

For the economic census, boroughs and census areas in Alaska and boroughs in New York are not included in this category.
9. Special economic urban areas (SEUA's), which include townships in Michigan, New Jersey, and Pennsylvania, and towns in New York, Wisconsin, and the six New England States with 10,000 inhabitants or more.²

DOLLAR VALUES

All dollar values presented in this report are expressed in current dollars, i.e., 1992 data are expressed in 1992 dollars and 1987 data in 1987 dollars. Consequently, when making comparisons to prior years, users of the data should consider the inflation that has occurred.

RELIABILITY OF DATA

All data compiled in this report originated from either census questionnaires or administrative records of other Federal agencies and, therefore, are not subject to sampling errors. However, the data are subject to nonsampling

²According to the 1990 Census of Population or subsequent special census.

³Those defined as of January 1, 1992.

errors. Nonsampling errors can be attributed to many sources: inability to identify all cases in the actual universe; definition and classification difficulties; differences in the interpretation of questions; errors in recording or coding the data obtained; and other errors of collection, response, coverage, processing, and estimation for missing or misreported data.

The accuracy of these tabulated data is determined by the joint effects of the various nonsampling errors. No direct measurement of these effects has been obtained except for estimation for missing or misreported data; however, precautionary steps were taken in all phases of the collection, processing, and tabulation of the data in an effort to minimize the effects of nonsampling errors.

The Bureau of the Census obtains on computer tape limited information extracted from administrative records of other Federal agencies. This information is used in conjunction with other information available to the Census Bureau to develop estimates for nonemployers, small employers, and other establishments for which responses were not received in time for publication. For an indication of the extent that data included in these reports were obtained from the administrative records of other Federal agencies and from estimation, rather than reports directly from respondents, see appendix E. Also, see appendix A for a more detailed explanation of census coverage and methodology.

SPECIAL TABULATIONS

Special tabulations of data collected in the 1992 Census of Service Industries may be obtained, depending on availability of time and personnel, on diskette, computer tape, or in tabular form. The data will be in summary form and subject to the same rules prohibiting disclosure of confidential information (including name, address, kind of business, or other data for individual business establishments or companies) as are the regular publications.

Special tabulations are prepared on a cost basis. A request for a cost estimate, as well as exact specifications on the type and format of the data to be provided, should be directed to the Chief, Services Division, Bureau of the Census, Washington, DC 20233.

To discuss a special tabulation before submitting specifications, call 1-800-541-8345.

ABBREVIATIONS AND SYMBOLS

The following abbreviations and symbols are used in this publication:

- * See kind-of-business descriptions for SIC 72 and SIC 7384 in appendix A for treatment of plant outlets.
- Represents zero.
- (D) Withheld to avoid disclosing data for individual companies; data are included in broader kind-of-business totals.

(IC)	Independent city.	Symbol	Employment Size
(NA)	Not available.		
(X)	Not applicable.	AA	0–19
CMSA	Consolidated metropolitan statistical area.	BB	20–99
MA	Metropolitan area.	CC	100–249
MSA	Metropolitan statistical area.	EE	250–499
n.e.c.	Not elsewhere classified.	FF	500–999
PMSA	Primary metropolitan statistical area.	GG	1,000–2,499
pt.	Part.	HH	2,500–4,999
r	Revised.	II	5,000–9,999
SIC	Standard Industrial Classification.	JJ	10,000–24,999

The following symbols are used in this publication to show employment size ranges for employment data that have been withheld to avoid disclosing data for individual companies (employment size range codes are provided for the first time in the 1992 Economic Census):

KK	25,000–49,999
LL	50,000–99,999
MM	100,000 or more

Users' Guide for Locating Statistics in This Report by Table Number

Information shown in tables	Table																
	1a	1b	2a	2b	3a	3b	4	5	6	7a	7b	8a	8b	9	10		
GEOGRAPHIC AREAS																	
The State	X	X	X	X	X	X	X									X	X
CMSA's and MSA's in the State											X	X					
PMSA's in the State											X	X					
Area of the State not in any CMSA, PMSA, or MSA													X	X			
Counties in the State							X		X								X
Places in the State							X	X								X	
DATA ITEMS																	
Establishments	X	X			X	X	X	X	X	X	X	X	X	X			
Receipts	X				X	X	X	X	X	X	X	X	X	X	X		X
Revenue		X									X		X				
Expenses						X							X				
Annual payroll	X	X			X	X	X	X	X	X	X	X	X	X			
First-quarter payroll	X	X					X	X	X	X	X	X	X	X			
Paid employees for pay period including March 12, 1992	X	X			X	X	X	X	X	X	X	X	X	X			
1987 to 1992 comparative statistics					X	X											
Receipts per establishment			X														
Revenue per establishment				X													
Expenses per establishment				X													
Receipts per employee			X														
Revenue per employee				X													
Expenses per employee				X													
Annual payroll per employee			X	X													
Employees per establishment			X	X													
Counties ranked by volume of receipts																	X
Places ranked by volume of receipts															X		

Users' Guide for Locating Statistics in the 1992 Census of Service Industries Reports

Report and geographic area	Information shown in reports by kind of business or industry category										
	Number of establishments	Receipts/Revenue (\$1,000)	Payroll (\$1,000)	Number of employees	Selected ratios	Receipts/revenue lines	Receipts size and employment size of establishments and firms	Concentration ratios of largest firms	Single units and multi-units	Legal form of organization	Selected topics
GEOGRAPHIC AREA SERIES											
United States	X	X	X	X	X						
State	X	X	X	X	X						
CMSA, PMSA, MSA	X	X	X	X							
County	X	X	X	X							
Place	X	X	X	X							
NONEMPLOYER STATISTICS SERIES											
United States	X	X									
State	X	X									
CMSA, PMSA, MSA	X	X									
County	X	X									
Place	X	X									
ESTABLISHMENT AND FIRM SIZE (INCLUDING LEGAL FORM OF ORGANIZATION)											
United States	X	X	X	X			X	X	X	X	
CAPITAL EXPENDITURES, DEPRECIABLE ASSETS, AND OPERATING EXPENSES											
United States		X	X								X
RECEIPTS/REVENUE LINES											
United States	X	X				X					
State	X	X				X					
CMSA, PMSA, MSA	X	X				X					
HOTELS, MOTELS, AND OTHER LODGING PLACES											
United States	X	X	X	X		X					X
State	X	X	X	X		X					X
CMSA, PMSA, MSA	X	X				X					X

Report and geographic area	Information shown in reports by kind of business or industry category										
	Number of establishments	Receipts/Revenue (\$1,000)	Payroll (\$1,000)	Number of employees	Selected ratios	Receipts/revenue lines	Receipts size and employment size of establishments and firms	Concentration ratios of largest firms	Single units and multi-units	Legal form of organization	Selected topics
ZIP CODES											
United States	X	X	X	X							
State	X	X	X	X							
MISCELLANEOUS SUBJECTS											
United States	X	X	X	X							X
State	X	X									X
CMSA, PMSA, MSA	X	X									X

Contents

Wisconsin

[Page numbers listed here omit the prefix that appears as part of the number of each page]

	Page
Introduction to the Economic Census	III
Census of Service Industries	V
Users' Guide for Locating Statistics in This Report by Table Number	VIII
Users' Guide for Locating Statistics in the 1992 Census of Service Industries Reports ...	IX
Summary of Findings	2

FIGURES

1. Percent Change in Receipts and Annual Payroll for Establishments of Firms Subject to Federal Income Tax: 1987 to 1992	3
2. Annual Payroll per Employee for Establishments of Firms Subject to Federal Income Tax: 1992 and 1987	4
Maps	5

TABLES

1a. Summary Statistics for Firms Subject to Federal Income Tax for the State: 1992 ..	7
1b. Summary Statistics for Firms Exempt From Federal Income Tax for the State: 1992	11
2a. Selected Ratios for Firms Subject to Federal Income Tax for the State: 1992	12
2b. Selected Ratios for Firms Exempt From Federal Income Tax for the State: 1992 ..	15
3a. Comparative Statistics for Firms Subject to Federal Income Tax for the State: 1992 and 1987	15
3b. Comparative Statistics for Firms Exempt From Federal Income Tax for the State: 1992 and 1987	19
4. Summary Statistics for Firms Subject to Federal Income Tax for Counties and for Places With 2,500 Inhabitants or More: 1992	20
5. Summary Statistics for Firms Subject to Federal Income Tax for Places With 350 Establishments or More: 1992	28
6. Summary Statistics for Firms Subject to Federal Income Tax for Counties With 350 Establishments or More: 1992	50
7a. Summary Statistics for Firms Subject to Federal Income Tax for Metropolitan Areas: 1992	71
7b. Summary Statistics for Firms Exempt From Federal Income Tax for Metropolitan Areas: 1992	105
8a. Summary Statistics for Firms Subject to Federal Income Tax for the Area Outside Metropolitan Areas: 1992	114
8b. Summary Statistics for Firms Exempt From Federal Income Tax for the Area Outside Metropolitan Areas: 1992	117
9. Places With 2,500 Inhabitants or More Ranked by Volume of Receipts of Firms Subject to Federal Income Tax: 1992	118
10. Counties Ranked by Volume of Receipts of Firms Subject to Federal Income Tax: 1992	119

APPENDIXES

A. General Explanation	A-1
B. Sample Report Form and Instructions	B-1
C. Kind-of-Business Titles and Reporting-Form Numbers	C-1
D. Metropolitan Areas	D-1
E. Percent of Receipts/Revenue Based on Administrative Records and Estimation for the State: 1992	E-1
F. Geographic Notes	F-1
G. Establishments in Business Any Time During Year and Establishments in Business at End of Year for the State: 1992 and 1987	G-1

Publication Program

Inside back cover

Summary of Findings

FIRMS SUBJECT TO FEDERAL INCOME TAX

Data from the 1992 Census of Service Industries show that Wisconsin's 31,965 service industries establishments of firms with payroll that were subject to Federal income tax had receipts totaling \$15.6 billion. The 1992 data represent an increase of 55.4 percent in receipts for the State since 1987.

For establishments with payroll in 1992, receipts of offices and clinics of medical doctors totaled \$2.4 billion, compared with \$1.8 billion in 1987. Other leading service kinds of business in 1992 were legal services with \$1.1 billion in receipts, computer programming, data processing, and other computer related services with \$815.0 million, and engineering services with \$750.9 million.

There were 316,797 paid employees (full- and part-time) working in service industries in the State as of mid-March 1992, compared with 265,298 employees in 1987. Large employers included help supply services with 29,390 employees, offices and clinics of doctors of medicine with 27,386 employees, and nursing and personal care facilities with 24,444 employees.

ORGANIZATIONS EXEMPT FROM FEDERAL INCOME TAX

Data for the census show that Wisconsin's 4,769 service industries establishments of firms and other organizations with payroll that were exempt from Federal income tax had revenue totaling \$8.7 billion and expenses of \$8.1 billion in 1992. The 1992 data represent an increase of 72.8 percent in expenses since 1987.

For establishments with payroll in 1992, revenue of hospitals totaled \$5.2 billion, compared with \$3.2 billion in 1987. Other leading classifications in 1992 were clinics of doctors of medicine and dentists with revenue of \$638.8 million, and nursing and personal care facilities with \$505.0 million.

There were 184,912 paid employees (full- and part-time) as of mid-March 1992, compared with 148,537 employees in 1987. Hospitals had 94,916 employees; nursing and personal care facilities, 20,453 employees; and job training and vocational rehabilitation services, 12,358 employees.

Figure 1. Percent Change in Receipts and Annual Payroll for Establishments of Firms Subject to Federal Income Tax: 1987 to 1992

(Includes only establishments with payroll. For meaning of abbreviations and symbols, see introductory text)

Receipts 
Payroll 

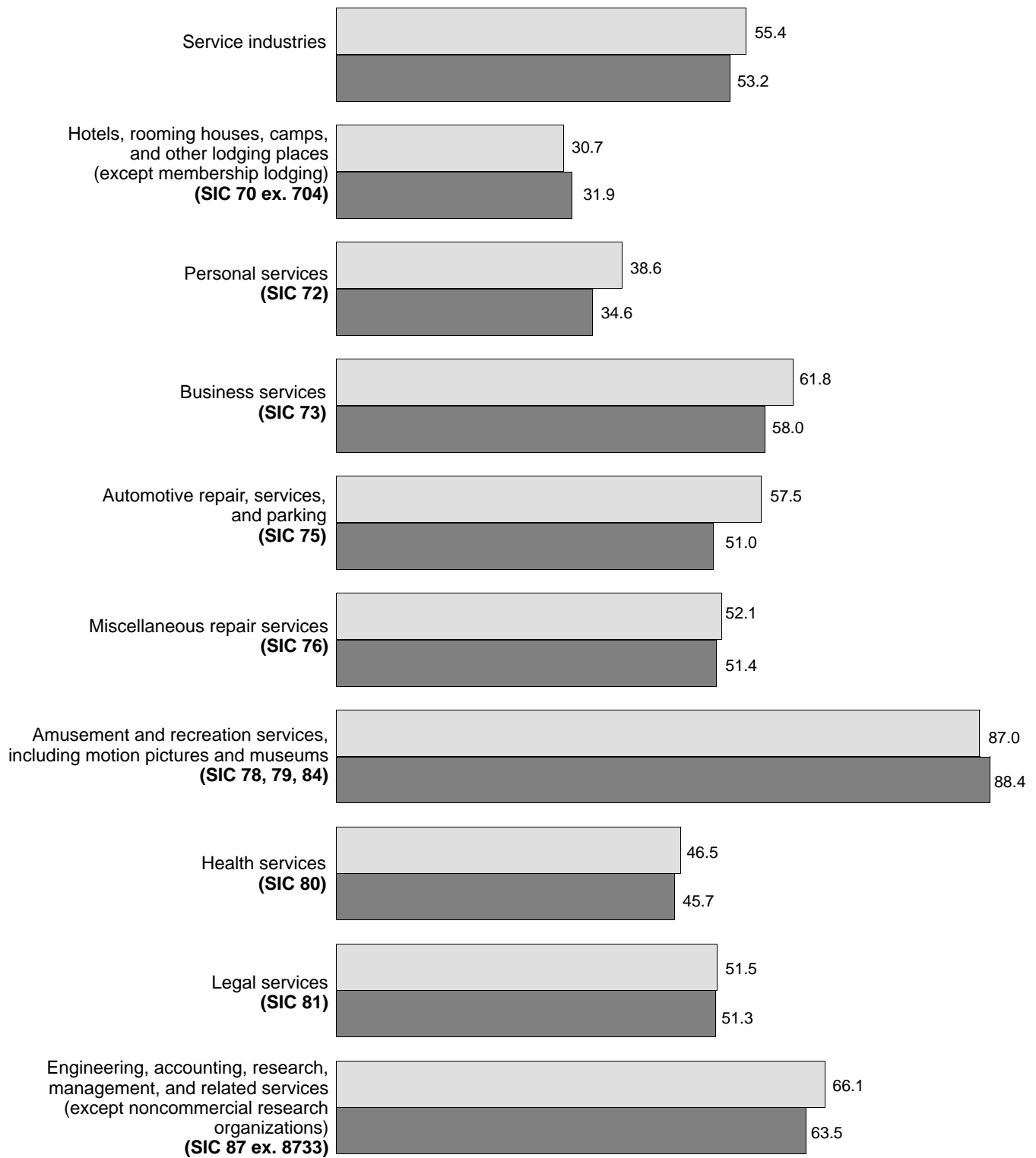




Figure 2. **Annual Payroll per Employee for Establishments of Firms Subject to Federal Income Tax: 1992 and 1987**

(In dollars. For meaning of abbreviations and symbols, see introductory text)

1992 
1987 

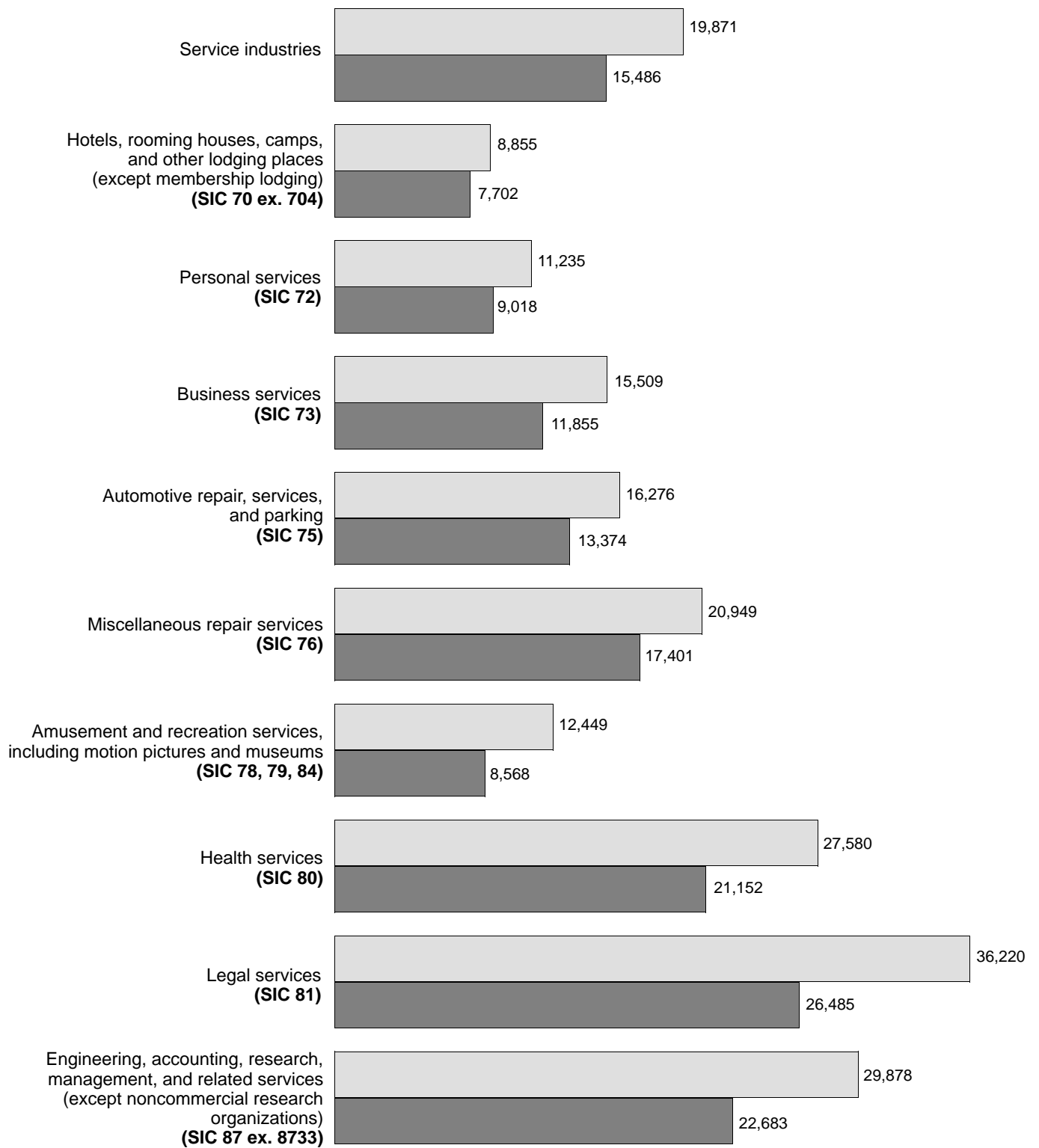




Table 1a. Summary Statistics for Firms Subject to Federal Income Tax for the State: 1992

[Includes only establishments with payroll. For meaning of abbreviations and symbols, see introductory text. For explanation of terms and comparability of 1987 and 1992 censuses, see appendix A]

SIC code	Kind of business or operation	Establishments (number)	Receipts (\$1,000)	Annual payroll (\$1,000)	First-quarter payroll (\$1,000)	Paid employees for pay period including March 12 (number)
	Total	31 965	15 576 691	6 295 117	1 371 591	316 797
70 ex. 704	Hotels, rooming houses, camps, and other lodging places (except membership lodging)	1 245	744 049	192 578	41 879	21 749
	Hotels and motels	1 022	696 911	182 366	40 549	20 905
7011	Hotels	290	376 263	108 294	24 771	11 302
7011 pt.	Hotels, 25 guestrooms or more	133	352 644	103 487	23 958	10 638
7011 pt.	Hotels, less than 25 guestrooms	157	23 619	4 807	813	664
7011 pt.	Motels, motor hotels, and tourist courts	732	320 648	74 072	15 778	9 603
7011 pt.	Motels, tourist courts	629	226 313	49 347	10 056	6 324
7011 pt.	Motor hotels	103	94 335	24 725	5 722	3 279
702, 3	Other lodging places	223	47 138	10 212	1 330	844
702	Rooming and boarding houses	40	7 612	1 833	401	268
703	Camps and recreational vehicle parks	183	39 526	8 379	929	576
7032	Sporting and recreational camps	75	17 228	4 325	493	339
7033	Recreational vehicle parks and campsites	108	22 298	4 054	436	237
72	Personal services	4 581	852 127	298 135	70 964	26 537
721	Laundry, cleaning, and garment services	844	274 753	94 155	22 210	7 113
7211	Power laundries, family and commercial*	37	15 974	7 475	1 511	597
7213	Linen supply*	16	60 841	20 598	5 104	1 088
7215	Coin-operated laundries and drycleaning	242	31 456	6 412	1 447	785
7215 pt.	Coin-operated laundries and drycleaning stores	229	26 212	5 402	1 240	743
7215 pt.	Coin-operated laundry routes	13	5 244	1 010	207	42
7216	Drycleaning plants, except rug cleaning*	270	63 964	24 995	5 540	2 362
7217	Carpet and upholstery cleaning	151	22 642	6 709	1 480	698
7218	Industrial laundries*	25	69 581	24 742	6 349	1 239
7212, 9	Other laundry, cleaning, and garment services*	103	10 295	3 224	779	344
7212	Garment pressing, and agents for laundries and drycleaners	48	4 062	1 361	313	144
7219	Laundry and garment services, n.e.c.*	55	6 233	1 863	466	200
722	Photographic studios, portrait	289	56 657	14 145	2 893	1 149
723, 4	Beauty and barber shops	2 536	275 344	120 563	28 263	12 111
723	Beauty shops	2 385	265 039	116 469	27 285	11 766
724	Barber shops	151	10 305	4 094	978	345
725	Shoe repair shops and shoeshine parlors	40	3 335	707	170	82
726	Funeral service and crematories	405	157 640	42 001	9 549	1 686
729	Miscellaneous personal services	467	84 398	26 564	7 879	4 396
7291	Tax return preparation services	194	22 115	9 254	3 971	2 503
7299	Miscellaneous personal services, n.e.c.	273	62 283	17 310	3 908	1 893
7299 pt.	Massage parlors, tanning salons, and saunas	94	5 869	1 675	381	369
7299 pt.	Other personal services	179	56 414	15 635	3 527	1 524
7299 pt.	Diet and weight reducing services	72	31 030	7 720	1 740	884
7299 pt.	Formal wear rental	31	15 985	5 242	1 172	383
7299 pt.	Other personal services, n.e.c.	76	9 399	2 673	615	257
73	Business services	4 768	3 080 564	1 268 637	286 641	81 802
731	Advertising	333	217 415	89 201	20 363	2 980
7311	Advertising agencies	265	167 349	76 050	17 504	2 231
7312	Outdoor advertising services	25	23 123	5 763	1 295	228
7313	Radio, television, publishers' advertising representatives	25	12 928	4 267	830	184
7313 pt.	Radio, television advertising representatives	13	7 953	3 050	594	129
7313 pt.	Publishers' advertising representatives	12	4 975	1 217	236	55
7319	Advertising, n.e.c.	18	14 015	3 121	734	337
732	Consumer credit reporting agencies, mercantile reporting agencies, and adjustment and collection agencies	117	69 140	23 330	5 357	1 215
7322	Adjustment and collection services	100	43 762	18 563	4 031	955
7323	Credit reporting services	17	25 378	4 767	1 326	260
733	Mailing, reproduction, commercial art and photography, and stenographic services	521	279 202	80 191	18 017	3 509
7331	Direct mail advertising services	52	113 217	22 989	5 226	1 009
7331 pt.	Mailing list compilers, brokers, and managers	10	6 655	2 267	482	164
7331 pt.	Direct mail advertising services, except mailing list services	42	106 562	20 722	4 744	845
7334	Photocopying and duplicating services	55	37 898	10 503	2 483	554
7334 pt.	Blueprinting and photocopying services	55	37 898	10 503	2 483	554
7334 pt.	Duplicating services, except printing and photocopying	—	—	—	—	—
7335, 6	Commercial photography, art, and graphics	308	106 295	36 988	8 216	1 412
7335	Commercial photography	85	27 211	8 774	1 870	379
7336	Commercial art and graphic design	223	79 084	28 214	6 346	1 033
7336 pt.	Commercial art	58	15 070	4 253	1 046	216
7336 pt.	Graphic arts and related design	165	64 014	23 961	5 300	817
7338	Secretarial and court reporting services	106	21 792	9 711	2 092	534
734	Services to dwellings and other buildings	1 126	220 397	109 313	24 752	14 694
7342	Disinfecting and pest control services	68	25 969	10 790	2 187	483
7349	Building cleaning and maintenance services, n.e.c.	1 058	194 428	98 523	22 565	14 211
735	Miscellaneous equipment rental and leasing	297	201 044	41 875	9 159	2 018
7352	Medical equipment rental and leasing	50	41 768	7 577	1 640	338
7353	Heavy construction equipment rental and leasing	32	33 455	6 783	1 353	229
7353 pt.	Rental and leasing of heavy construction equipment without operators	20	26 142	5 134	1 035	180
7353 pt.	Rental and leasing of heavy construction equipment with operators	12	7 313	1 649	318	49
7359	Equipment rental and leasing, n.e.c.	215	125 821	27 515	6 166	1 451
7359 pt.	Equipment rental	186	95 735	22 470	5 092	1 267
7359 pt.	Rent-to-own	58	28 144	5 438	1 358	318
7359 pt.	Equipment rental, except rent-to-own	128	67 591	17 032	3 734	949
7359 pt.	Equipment leasing, except finance leasing	29	30 086	5 045	1 074	184

Table 1a. Summary Statistics for Firms Subject to Federal Income Tax for the State: 1992—Con.

[Includes only establishments with payroll. For meaning of abbreviations and symbols, see introductory text. For explanation of terms and comparability of 1987 and 1992 censuses, see appendix A]

SIC code	Kind of business or operation	Establishments (number)	Receipts (\$1,000)	Annual payroll (\$1,000)	First-quarter payroll (\$1,000)	Paid employees for pay period including March 12 (number)
73	Business services—Con.					
736	Personnel supply services -----	499	615 636	387 586	82 329	31 086
7361	Employment agencies -----	175	69 184	35 551	6 941	1 696
7363	Help supply services -----	324	546 452	352 035	75 388	29 390
7363 pt.	Temporary help supply -----	270	479 934	304 043	65 164	26 804
7363 pt.	Help supply, except temporary -----	54	66 518	47 992	10 224	2 586
7363 pt.	Employee leasing -----	35	53 995	39 902	8 556	2 102
7363 pt.	Other help supply services -----	19	12 523	8 090	1 668	484
737	Computer programming, data processing, and other computer related services -----	747	815 046	301 047	72 781	9 318
7371, 2, 3	Computer programming, prepackaged software, and integrated systems -----	479	343 673	143 125	32 312	3 672
7371	Computer programming services -----	309	171 543	88 002	20 317	2 349
7372	Prepackaged software -----	94	77 472	25 798	5 296	684
7373	Computer integrated systems -----	76	94 658	29 325	6 699	639
7374, 5, 6	Data processing services -----	133	364 939	125 304	31 632	4 554
7374, 5	Computer processing, information retrieval -----	127	(D)	(D)	(D)	HH
7374	Computer processing and data preparation and processing services -----	119	325 994	112 120	27 581	4 093
7375	Information retrieval services -----	8	(D)	(D)	(D)	EE
7376	Computer facilities management services -----	6	(D)	(D)	(D)	CC
7377, 8, 9	Computer rental and leasing, maintenance, and related services, n.e.c. -----	135	106 434	32 618	8 837	1 092
7377	Computer rental and leasing -----	9	1 542	320	80	15
7378	Computer maintenance and repair -----	53	72 050	18 863	5 062	611
7379	Computer related services, n.e.c. -----	73	32 842	13 435	3 695	466
7379 pt.	Computer consultants -----	55	26 856	12 502	3 545	424
7379 pt.	Miscellaneous computer services, n.e.c. -----	18	5 986	933	150	42
738	Miscellaneous business services -----	1 128	662 684	236 094	53 883	16 982
7381, 2	Detective agencies and protective services -----	180	113 685	64 447	15 372	5 896
7381	Detective, guard, and armored car services -----	145	75 050	50 864	12 023	5 298
7381 pt.	Detective agencies and guard services -----	136	66 914	46 730	11 029	4 991
7381 pt.	Armored car services -----	9	8 136	4 134	994	307
7382	Security systems services -----	35	38 635	13 583	3 349	598
7383	News syndicates -----	7	(D)	(D)	(D)	BB
7384	Photofinishing laboratories* -----	98	85 041	22 639	5 228	1 468
7384 pt.	Photofinishing laboratories, except "one-hour" (mini) labs* -----	62	76 441	20 400	4 713	1 240
7384 pt.	One-hour (mini) photofinishing* -----	36	8 600	2 239	515	228
7389	Business services, n.e.c. -----	843	(D)	(D)	(D)	II
7389 pt.	Sign painting shops -----	64	11 717	3 656	795	208
7389 pt.	Interior designing -----	85	25 467	3 770	797	260
7389 pt.	Telephone answering services -----	31	13 425	6 521	1 482	686
7389 pt.	Other business services -----	663	(D)	(D)	(D)	II
7389 pt.	Water softening and conditioning services -----	74	43 523	12 165	2 748	526
7389 pt.	Packaging and labeling services -----	51	82 638	26 679	5 832	1 752
7389 pt.	Trading stamp services -----	1	(D)	(D)	(D)	AA
7389 pt.	Miscellaneous business services -----	537	280 008	94 953	21 312	6 149
7389 pt.	Convention and trade show services -----	35	16 593	6 355	1 518	495
7389 pt.	Private mail centers -----	25	12 384	3 291	713	302
7389 pt.	Miscellaneous business services, n.e.c. -----	477	251 031	85 307	19 081	5 352
75	Automotive repair, services, and parking -----	3 156	1 157 143	258 912	61 626	15 908
751	Automotive rental and leasing, without drivers -----	203	283 333	33 815	7 961	1 668
7513	Truck rental and leasing, without drivers -----	99	154 066	19 720	4 767	805
7513 pt.	Truck rental, without drivers -----	48	81 143	9 668	2 320	397
7513 pt.	Truck leasing, except finance leasing -----	51	72 923	10 052	2 447	408
7514, 5	Passenger car rental and leasing -----	95	128 233	13 815	3 138	839
7514	Passenger car rental -----	67	63 678	10 122	2 183	694
7515	Passenger car leasing -----	28	64 555	3 693	955	145
7519	Utility trailer and recreational vehicle rental -----	9	1 034	280	56	24
752	Automobile parking -----	77	22 986	3 565	911	327
7521 pt.	Parking lots -----	59	12 168	1 828	459	179
7521 pt.	Parking structures -----	18	10 818	1 737	452	148
753	Automotive repair shops -----	2 444	731 706	185 003	43 715	9 784
7532	Top, body, and upholstery repair shops and paint shops -----	840	257 066	72 752	17 465	3 640
7532 pt.	Top and body repair shops -----	795	246 098	68 352	16 177	3 463
7532 pt.	Paint shops -----	45	10 968	4 400	1 288	177
7538	General automotive repair shops -----	1 168	324 249	74 066	17 472	4 265
7538 pt.	General automotive repair shops, except diesel -----	1 049	269 624	58 891	13 890	3 548
7538 pt.	Diesel repair shops -----	119	54 625	15 175	3 582	717
7533, 4, 6, 7, 9	Other automotive repair shops -----	436	150 391	38 185	8 778	1 879
7533	Automotive exhaust system repair shops -----	106	45 639	11 204	2 509	526
7534	Tire retreading and repair shops -----	19	14 156	3 186	730	152
7536	Automotive glass replacement shops -----	85	30 241	7 177	1 672	343
7537	Automotive transmission repair shops -----	86	22 194	6 296	1 528	321
7539	Automotive repair shops, n.e.c. -----	140	38 161	10 322	2 339	537
7539 pt.	Radiator repair -----	44	9 289	2 320	513	129
7539 pt.	Brake, front end, and wheel alignment -----	58	21 027	5 512	1 277	274
7539 pt.	Automotive electrical and fuel system services -----	29	6 506	2 020	446	105
7539 pt.	Carburetor repair shops -----	12	3 602	1 233	273	56
7539 pt.	Automotive electrical repair shops -----	17	2 904	787	173	49
7539 pt.	Other automotive repair shops, n.e.c. -----	9	1 339	470	103	29
754	Automotive services, except repair -----	432	119 118	36 529	9 039	4 129
7542	Carwashes -----	259	63 325	21 994	5 532	2 941
7549	Automotive services, except repair and carwashes -----	173	55 793	14 535	3 507	1 188
7549 pt.	Lubrication shops -----	93	28 800	7 034	1 716	648
7549 pt.	Other automotive services -----	80	26 993	7 501	1 791	540
7549 pt.	Towing services -----	44	11 657	3 727	908	292
7549 pt.	Other automotive services, n.e.c. -----	36	15 336	3 774	883	248

Table 1a. Summary Statistics for Firms Subject to Federal Income Tax for the State: 1992—Con.

[Includes only establishments with payroll. For meaning of abbreviations and symbols, see introductory text. For explanation of terms and comparability of 1987 and 1992 censuses, see appendix A]

SIC code	Kind of business or operation	Establishments (number)	Receipts (\$1,000)	Annual payroll (\$1,000)	First-quarter payroll (\$1,000)	Paid employees for pay period including March 12 (number)
76	Miscellaneous repair services	1 430	524 006	151 272	35 297	7 221
762	Electrical repair shops	361	160 565	47 182	11 630	2 450
7622	Radio and television repair shops	116	34 951	9 717	2 503	519
7623, 9	Other electrical and electronic repair shops	245	125 614	37 465	9 127	1 931
7623	Refrigeration and air-conditioning service and repair shops	63	20 374	5 358	1 218	200
7629	Electrical and electronic repair shops, n.e.c.	182	105 240	32 107	7 909	1 731
763	Watch, clock, and jewelry repair	25	3 464	1 098	338	80
764	Reupholstery and furniture repair	120	13 433	3 638	778	304
769	Miscellaneous repair and related services	924	346 544	99 354	22 551	4 387
7692	Welding repair	125	34 462	11 542	2 349	418
7694	Armature rewinding shops	55	47 675	12 585	3 052	512
7699	Repair shops and related services, n.e.c.	744	264 407	75 227	17 150	3 457
7699 pt.	Farm machinery and equipment repair	61	13 419	2 914	605	183
7699 pt.	Lawnmower and other small gasoline engine repair	66	16 700	3 545	785	223
7699 pt.	Sewer and septic tank cleaning services	104	28 909	8 806	1 832	388
7699 pt.	Other repair and related services, n.e.c.	513	205 379	59 962	13 928	2 663
78, 79, 84	Amusement and recreation services, including motion pictures and museums	2 304	996 093	297 107	54 123	23 865
781, 2	Motion picture production, distribution, and services	102	64 910	15 117	3 269	670
7812 pt.	Motion picture production, except for television	49	25 783	8 677	1 805	283
7812 pt.	Motion picture and tape production for television	24	6 081	1 621	342	90
7819	Services allied to motion picture production	16	5 999	1 422	352	74
7822 pt.	Motion picture film and tape distributors	9	25 577	2 850	641	205
7822 pt.	Motion picture film exchanges	3	(D)	(D)	(D)	AA
7822 pt.	Video tape wholesalers	6	(D)	(D)	(D)	CC
7822 pt.	Film and tape distribution for television	1	(D)	(D)	(D)	AA
7829	Services allied to motion picture distribution	3	(D)	(D)	(D)	AA
783	Motion picture theaters	153	81 822	9 341	2 266	1 892
7832	Motion picture theaters, except drive-in	140	80 390	9 129	2 254	1 889
7833	Drive-in motion picture theaters	13	1 432	212	12	3
784	Video tape rental	346	70 254	13 679	3 324	2 105
792	Theatrical producers (except motion picture), bands, orchestras, and entertainers	135	32 338	9 558	1 666	1 014
7922	Theatrical producers (except motion picture) and miscellaneous theatrical services	51	17 570	4 687	916	527
7922 pt.	Producers of live theatrical productions	18	4 438	1 398	235	186
7922 pt.	Producers of radio and television shows, except tape producers	3	1 393	712	172	20
7922 pt.	Artists' and entertainers' managers or agents, concert bureaus, booking agents	19	9 453	1 632	351	210
7922 pt.	Other theatrical services	11	2 286	945	158	111
7929	Bands, orchestras, actors, and other entertainers and entertainment groups	84	14 768	4 871	750	487
7929 pt.	Dance groups and artists	3	(D)	(D)	(D)	AA
7929 pt.	Symphony orchestras, opera companies, and chamber music organizations	—	—	—	—	—
7929 pt.	Other music and entertainment presentations	81	(D)	(D)	(D)	EE
7929 pt.	Other music groups and artists	44	9 324	2 736	450	186
7929 pt.	Other entertainers and entertainment groups	37	(D)	(D)	(D)	EE
793	Bowling centers	363	115 356	29 466	8 455	5 035
79 ex. 792, 3, 84	Commercial sports and other amusement and recreation services, including museums	1 205	631 413	219 946	35 143	13 149
794	Commercial sports	72	154 211	112 776	14 464	2 681
7941	Professional sports clubs, managers, promoters	23	67 728	95 746	10 933	911
7941 pt.	Baseball clubs	7	(D)	(D)	(D)	EE
7941 pt.	Football clubs	1	(D)	(D)	(D)	BB
7941 pt.	Other professional sports clubs	5	(D)	(D)	(D)	CC
7941 pt.	Managers and promoters	10	7 506	1 098	263	420
7948	Racing, including track operation	49	86 483	17 030	3 531	1 770
7948 pt.	Auto racetrack operation	18	9 774	1 290	120	24
7948 pt.	Horse racetrack operation	—	—	—	—	—
7948 pt.	Dog racetrack operation	5	72 554	14 733	3 223	1 685
7948 pt.	Racing stables and racing, n.e.c.	26	4 155	1 007	188	61
79 ex. 792, 3, 4; 84	Other amusement and recreation services, including museums	1 133	477 202	107 170	20 679	10 468
791	Dance studios, schools, and halls	89	8 832	2 056	511	409
7991	Physical fitness facilities	161	49 674	13 340	3 252	2 197
7991 pt.	Physical fitness centers, except gymnasiums and athletic clubs	142	38 979	10 349	2 534	1 680
7991 pt.	Gymnasiums and athletic clubs	19	10 695	2 991	718	517
7992	Public golf courses	137	56 433	16 256	2 056	1 004
7993	Coin-operated amusement devices	129	59 962	10 803	2 176	665
7996	Amusement parks	12	17 507	4 685	242	80
7997	Membership sports and recreation clubs	164	83 408	25 922	4 332	2 201
7999, 84	Amusement and recreation services, including museums, n.e.c.	441	201 386	34 108	8 110	3 912
7999 pt.	Concession operators of amusement devices and rides	30	5 270	952	51	39
7999 pt.	Carnivals, circuses, and fairs	19	6 162	1 526	303	188
7999 pt.	Carnivals and circuses	14	4 123	1 048	214	157
7999 pt.	Fairs	5	2 039	478	89	31
7999 pt., 84	Other recreation and amusements, including museums	392	189 954	31 630	7 756	3 685
84	Museums, art galleries, and botanical and zoological gardens	16	3 007	583	53	25
841	Museums and art galleries	11	1 899	268	22	17
842	Arboreta and botanical or zoological gardens	5	1 108	315	31	8
7999 pt.	Roller skating rinks	40	7 009	1 698	430	409
7999 pt.	Ice skating rinks	5	1 323	102	22	11
7999 pt.	Other amusement and recreation services, n.e.c.	331	178 615	29 247	7 251	3 240

SERVICE INDUSTRIES—GEOGRAPHIC AREA SERIES

Table 1a. Summary Statistics for Firms Subject to Federal Income Tax for the State: 1992—Con.

[Includes only establishments with payroll. For meaning of abbreviations and symbols, see introductory text. For explanation of terms and comparability of 1987 and 1992 censuses, see appendix A]

SIC code	Kind of business or operation	Establishments (number)	Receipts (\$1,000)	Annual payroll (\$1,000)	First-quarter payroll (\$1,000)	Paid employees for pay period including March 12 (number)
80	Health services	7 219	4 737 210	2 343 521	495 437	84 972
801	Offices and clinics of doctors of medicine	2 546	2 415 679	1 326 160	266 281	27 386
8011 pt.	Offices of doctors of medicine	2 458	2 297 426	1 259 130	252 530	25 970
8011 pt.	General medical clinics	88	118 253	67 030	13 751	1 416
802	Offices and clinics of dentists	2 235	718 189	293 681	61 724	13 155
8021 pt.	Offices of dentists	2 212	692 908	283 129	59 287	12 809
8021 pt.	Dental clinics	23	25 281	10 552	2 437	346
803	Offices and clinics of doctors of osteopathy	96	36 056	17 183	4 080	555
8031 pt.	Offices of osteopathic physicians	91	34 962	16 449	3 895	530
8031 pt.	Osteopathic clinics	5	1 094	734	185	25
804	Offices and clinics of other health practitioners	1 471	358 022	126 131	27 554	6 331
8041	Offices and clinics of chiropractors	665	142 761	46 829	9 775	2 295
8042	Offices and clinics of optometrists	347	94 432	24 995	5 462	1 536
8043	Offices and clinics of podiatrists	119	27 720	9 869	1 837	430
8049	Offices and clinics of health practitioners, n.e.c.	340	93 109	44 438	10 480	2 070
805	Nursing and personal care facilities	299	689 612	348 659	83 119	24 444
8051	Skilled nursing care facilities	218	637 876	322 177	77 242	22 518
8052	Intermediate care facilities	54	36 121	19 883	4 306	1 346
8059	Nursing and personal care facilities, n.e.c.	27	15 615	6 599	1 571	580
806	Hospitals	8	57 052	18 826	4 671	1 031
8062	General medical and surgical hospitals	1	(D)	(D)	(D)	CC
8063, 9	Specialty hospitals	7	(D)	(D)	(D)	FF
8063	Psychiatric hospitals	6	(D)	(D)	(D)	FF
8069	Specialty hospitals, except psychiatric	1	(D)	(D)	(D)	AA
807, 8, 9	Other health services	564	462 600	212 881	48 008	12 070
807	Medical and dental laboratories	204	187 906	74 762	17 355	3 077
8071	Medical laboratories	84	145 760	54 026	12 516	2 097
8072	Dental laboratories	120	42 146	20 736	4 839	980
808	Home health care services	124	128 281	74 237	17 607	6 147
809	Miscellaneous health and allied services, n.e.c.	236	146 413	63 882	13 046	2 846
8092	Kidney dialysis centers	5	10 294	2 983	514	93
8093	Specialty outpatient facilities, n.e.c.	147	94 046	46 043	9 392	1 604
8099	Health and allied services, n.e.c.	84	42 073	14 856	3 140	1 149
81	Legal services	2 116	1 081 121	472 310	93 812	13 040
823, 4, 9	Selected educational services	204	64 141	19 652	3 834	1 126
823	Libraries	2	(D)	(D)	(D)	AA
824	Vocational schools	48	30 242	8 053	1 622	370
8243	Data processing schools	16	3 379	1 538	337	57
8244	Business and secretarial schools	2	(D)	(D)	(D)	AA
8249	Vocational schools, n.e.c.	30	(D)	(D)	(D)	EE
829	Schools and educational services, n.e.c.	154	(D)	(D)	(D)	FF
83	Social services	1 376	271 760	120 550	27 361	11 549
835	Child day care services	641	89 423	42 089	9 692	5 153
832, 3, 6, 9	Other social services	735	182 337	78 461	17 669	6 396
832	Individual and family social services	153	35 026	15 344	3 301	906
833	Job training and vocational rehabilitation services	38	11 435	4 986	1 192	205
836	Residential care	516	127 064	54 879	12 389	5 003
839	Social services, n.e.c.	28	8 812	3 252	787	282
87 ex. 8733	Engineering, accounting, research, management, and related services (except noncommercial research organizations)	3 412	2 004 658	846 701	195 954	28 339
871	Engineering, architectural, and surveying services	1 032	918 125	388 398	88 125	10 679
8711	Engineering services	645	750 872	316 237	72 380	8 273
8712	Architectural services	241	133 827	57 376	12 767	1 742
8713	Surveying services	146	33 426	14 785	2 978	664
872	Accounting, auditing, and bookkeeping services	1 261	511 179	220 041	53 292	8 980
873 ex. 8733	Research, development, and testing services (except noncommercial research organizations)	171	205 940	82 504	19 149	3 519
8731	Commercial physical and biological research	33	79 706	28 172	6 766	759
8731 pt.	Commercial physical research	18	(D)	(D)	(D)	EE
8731 pt.	Commercial medical and biological research	15	(D)	(D)	(D)	EE
8732	Commercial economic, sociological, and educational research	67	32 687	13 572	2 875	1 317
8734	Testing laboratories	71	93 547	40 760	9 508	1 443
874	Management and public relations services	948	369 414	155 758	35 388	5 161
8741	Management services	230	143 427	67 426	16 075	2 393
8742	Management consulting services	460	151 252	60 523	13 098	1 698
8743	Public relations services	82	(D)	(D)	(D)	EE
8744	Facilities support management services	8	(D)	(D)	(D)	BB
8748	Business consulting services, n.e.c.	168	39 716	14 576	3 130	643
89	Services, n.e.c.	154	63 819	25 742	4 663	689
8999 pt.	Scientific and related consulting services, except environmental	29	19 550	11 265	2 090	179
8999 pt.	Other services	125	44 269	14 477	2 573	510
8999 pt.	Environmental consulting	49	34 592	10 722	1 924	285
8999 pt.	Authors, composers, and other arts-related services	22	2 421	1 078	252	48
8999 pt.	Other services, n.e.c.	54	7 256	2 677	397	177

Table 1b. Summary Statistics for Firms Exempt From Federal Income Tax for the State: 1992

[Includes only establishments with payroll. For meaning of abbreviations and symbols, see introductory text. For explanation of terms and comparability of 1987 and 1992 censuses, see appendix A]

SIC code	Kind of business or operation	Establishments (number)	Revenue (\$1,000)	Annual payroll (\$1,000)	First-quarter payroll (\$1,000)	Paid employees for pay period including March 12 (number)
	Total	4 769	8 653 629	3 534 095	839 736	184 912
7032, 704	Camps and membership lodging	74	20 102	5 742	987	417
7032	Sporting and recreational camps	49	17 151	5 401	887	347
704	Organization hotels and lodging houses, on membership basis	25	2 951	341	100	70
792, 7991 pt., 7997, 7999 pt., 84	Selected amusement, recreation, and related services	334	231 636	79 619	15 755	5 083
792	Theatrical producers (except motion picture), bands, orchestras, and entertainers	86	41 906	19 515	4 569	1 592
7922	Theatrical producers (except motion picture) and miscellaneous theatrical services	37	16 538	8 174	1 831	530
7922 pt.	Producers of live theatrical productions	28	13 891	7 419	1 674	466
7922 pt.	Producers of radio and television shows, except tape	-	-	-	-	-
7922 pt.	Artists' and entertainers' managers or agents, concert bureaus, booking agents	1	(D)	(D)	(D)	AA
7922 pt.	Other theatrical services	8	(D)	(D)	(D)	BB
7929	Bands, orchestras, actors, and other entertainers and entertainment groups	49	25 368	11 341	2 738	1 062
7929 pt.	Dance groups and artists	10	4 671	2 330	604	207
7929 pt.	Symphony orchestras, opera companies, and chamber music organizations	24	19 514	8 674	2 045	814
7929 pt.	Other music groups and artists	14	(D)	(D)	(D)	BB
7929 pt.	Other entertainers and entertainment groups	1	(D)	(D)	(D)	AA
7991 pt., 7997	Gymnasiums, athletic clubs, and membership sports and recreation clubs	152	121 606	41 282	7 404	2 384
7991 pt.	Gymnasiums and athletic clubs	1	(D)	(D)	(D)	AA
7997	Membership sports and recreation clubs	151	(D)	(D)	(D)	GG
7999 pt.	Fairs	29	25 167	3 259	404	177
84	Museums, art galleries, and botanical and zoological gardens	67	42 957	15 563	3 378	930
841	Museums and art galleries	62	(D)	(D)	(D)	FF
842	Arboreta and botanical or zoological gardens	5	(D)	(D)	(D)	BB
8011 pt.; 8021 pt.; 805, 6, 8, 9	Selected health services	629	6 550 881	2 843 895	679 021	127 930
8011 pt., 8021 pt.	Clinics of doctors of medicine and dentists	85	638 823	252 453	55 728	6 383
8011 pt.	General medical clinics	83	(D)	(D)	(D)	II
8021 pt.	Dental clinics	2	(D)	(D)	(D)	AA
805	Nursing and personal care facilities	190	504 970	284 024	69 049	20 453
8051	Skilled nursing care facilities	132	455 323	259 400	63 198	18 685
8052	Intermediate care facilities	52	46 040	23 196	5 428	1 641
8059	Nursing and personal care facilities, n.e.c.	6	3 607	1 428	423	127
806	Hospitals	149	5 205 751	2 209 839	530 337	94 916
8062	General medical and surgical hospitals	129	4 709 713	1 957 097	469 200	84 779
8062 pt.	General medical and surgical hospitals, nongovernment	120	4 006 356	1 669 834	401 906	74 865
8062 pt.	General medical and surgical hospitals, government	9	703 357	287 263	67 294	9 914
8063, 9	Specialty hospitals	20	496 038	252 742	61 137	10 137
8063	Psychiatric hospitals	12	292 229	163 712	40 461	6 228
8063 pt.	Psychiatric hospitals, nongovernment	5	35 144	17 584	4 324	768
8063 pt.	Psychiatric hospitals, government	7	257 085	146 128	36 137	5 460
8069	Specialty hospitals, except psychiatric	8	203 809	89 030	20 676	3 909
8069 pt.	Specialty hospitals, except psychiatric; nongovernment	7	(D)	(D)	(D)	HH
8069 pt.	Specialty hospitals, except psychiatric; government	1	(D)	(D)	(D)	GG
808, 9	Other health services	205	201 337	97 579	23 907	6 178
808	Home health care services	56	84 983	48 794	12 227	3 801
809	Miscellaneous health and allied services, n.e.c.	149	116 354	48 785	11 680	2 377
8092	Kidney dialysis centers	1	(D)	(D)	(D)	AA
8093	Specialty outpatient facilities, n.e.c.	110	53 159	27 739	6 693	1 384
8099	Health and allied services, n.e.c.	38	(D)	(D)	(D)	FF
8111 pt.	Legal aid societies and similar legal services	15	10 252	5 501	1 337	206
823, 4, 9	Selected educational services	93	19 810	6 706	2 016	535
823	Libraries	10	1 892	462	114	45
824	Vocational schools	14	5 898	2 279	974	137
8243	Data processing schools	-	-	-	-	-
8244	Business and secretarial schools	1	(D)	(D)	(D)	AA
8249	Vocational schools, n.e.c.	13	(D)	(D)	(D)	CC
829	Schools and educational services, n.e.c.	69	12 020	3 965	928	353
83	Social services	2 123	1 060 173	398 109	94 753	35 763
835	Child day care services	475	73 695	40 560	9 913	4 905
832, 3, 6, 9	Other social services	1 648	986 478	357 549	84 840	30 858
832	Individual and family social services	739	236 704	110 213	26 909	8 131
833	Job training and vocational rehabilitation services	180	228 255	102 785	23 293	12 358
836	Residential care	386	186 594	83 711	20 099	6 594
839	Social services, n.e.c.	343	334 925	60 840	14 539	3 775
861, 2, 4, 9	Selected membership organizations	1 407	706 331	176 840	41 830	14 280
861	Business associations	351	183 925	49 805	11 575	1 883
864	Civic, social, and fraternal associations	755	217 325	71 352	17 100	9 116
862, 9	Other membership organizations	301	305 081	55 683	13 155	3 281
862	Professional membership organizations	108	107 442	28 333	6 626	1 207
869	Membership organizations, n.e.c.	193	197 639	27 350	6 529	2 074

SERVICE INDUSTRIES—GEOGRAPHIC AREA SERIES

WISCONSIN WI-11

Table 1b. Summary Statistics for Firms Exempt From Federal Income Tax for the State: 1992—Con.

[Includes only establishments with payroll. For meaning of abbreviations and symbols, see introductory text. For explanation of terms and comparability of 1987 and 1992 censuses, see appendix A]

SIC code	Kind of business or operation	Establishments (number)	Revenue (\$1,000)	Annual payroll (\$1,000)	First-quarter payroll (\$1,000)	Paid employees for pay period including March 12 (number)
873, 4 ex. 8744	Research, testing, and consulting services, except facilities support management services -----	94	54 444	17 683	4 037	698
873	Research, development, and testing services -----	47	20 156	7 867	1 675	374
8731	Commercial physical and biological research -----	2	(D)	(D)	(D)	BB
8732	Commercial economic, sociological, and educational research -----	14	(D)	(D)	(D)	BB
8733	Noncommercial research organizations -----	24	11 056	4 427	1 081	196
8734	Testing laboratories -----	7	2 432	1 187	277	59
874 ex. 8744	Management and public relations services, except facilities support management services -----	47	34 288	9 816	2 362	324
8741	Management services -----	15	23 216	5 482	1 316	151
8742	Management consulting services -----	10	3 082	1 194	309	45
8743	Public relations services -----	6	1 651	860	196	51
8748	Business consulting services, n.e.c. -----	16	6 339	2 280	541	77

Table 2a. Selected Ratios for Firms Subject to Federal Income Tax for the State: 1992

[Includes only establishments with payroll. For meaning of abbreviations and symbols, see introductory text. For explanation of terms and comparability of 1987 and 1992 censuses, see appendix A]

SIC code	Kind of business or operation	Receipts		Annual payroll per employee ¹ (dollars)	Employees per establishment ¹ (number)
		Per establishment (dollars)	Per employee ¹ (dollars)		
	Total -----	487 305	49 169	19 871	10
70 ex. 704	Hotels, rooming houses, camps, and other lodging places (except membership lodging) -----	597 630	34 211	8 855	17
7011	Hotels and motels -----	681 909	33 337	8 724	20
7011 pt.	Hotels -----	1 297 459	33 292	9 582	39
7011 pt.	Hotels, 25 guestrooms or more -----	2 651 459	33 149	9 728	80
7011 pt.	Hotels, less than 25 guestrooms -----	150 439	35 571	7 239	4
7011 pt.	Motels, motor hotels, and tourist courts -----	438 044	33 390	7 713	13
7011 pt.	Motels, tourist courts -----	359 798	35 786	7 803	10
7011 pt.	Motor hotels -----	915 874	28 769	7 540	32
702, 3	Other lodging places -----	211 381	55 851	12 100	4
702	Rooming and boarding houses -----	190 300	28 403	6 840	7
703	Camps and recreational vehicle parks -----	215 989	68 622	14 547	3
72	Personal services -----	186 013	32 111	11 235	6
721	Laundry, cleaning, and garment services -----	325 537	38 627	13 237	8
7211	Power laundries, family and commercial* -----	431 730	26 757	12 521	16
7213	Linen supply* -----	3 802 563	55 920	18 932	68
7215	Coin-operated laundries and drycleaning -----	129 983	40 071	8 168	3
7216	Drycleaning plants, except rug cleaning* -----	236 904	27 080	10 582	9
7217	Carpet and upholstery cleaning -----	149 947	32 438	9 612	5
7218	Industrial laundriers* -----	2 783 240	56 159	19 969	50
7212, 9	Other laundry, cleaning, and garment services* -----	99 951	29 927	9 372	3
7212	Garment pressing, and agents for laundries and drycleaners -----	84 625	28 208	9 451	3
7219	Laundry and garment services, n.e.c.* -----	113 327	31 165	9 315	4
722	Photographic studios, portrait -----	196 045	49 310	12 311	4
723, 4	Beauty and barber shops -----	108 574	22 735	9 955	5
723	Beauty shops -----	111 127	22 526	9 899	5
724	Barber shops -----	68 245	29 870	11 867	2
725	Shoe repair shops and shoeshine parlors -----	83 375	40 671	8 622	2
726	Funeral service and crematories -----	389 235	93 499	24 912	4
729	Miscellaneous personal services -----	180 724	19 199	6 043	9
7291	Tax return preparation services -----	113 995	8 835	3 697	13
7299	Miscellaneous personal services, n.e.c. -----	228 143	32 902	9 144	7
73	Business services -----	646 091	37 659	15 509	17
731	Advertising -----	652 898	72 958	29 933	9
7311	Advertising agencies -----	631 506	75 011	34 088	8
7312	Outdoor advertising services -----	924 920	101 417	25 276	9
7313	Radio, television, publishers' advertising representatives -----	517 120	70 261	23 190	7
7319	Advertising, n.e.c. -----	778 611	41 588	9 261	19
732	Consumer credit reporting agencies, mercantile reporting agencies, and adjustment and collection agencies -----	590 940	56 905	19 202	10
7322	Adjustment and collection services -----	437 620	45 824	19 438	10
7323	Credit reporting services -----	1 492 824	97 608	18 335	15
733	Mailing, reproduction, commercial art and photography, and stenographic services -----	535 896	79 567	22 853	7
7331	Direct mail advertising services -----	2 177 250	112 207	22 784	19
7334	Photocopying and duplicating services -----	689 055	68 408	18 958	10
7335, 6	Commercial photography, art, and graphics -----	345 114	75 280	26 195	5
7335	Commercial photography -----	320 129	71 797	23 150	4
7336	Commercial art and graphic design -----	354 637	76 558	27 313	5
7338	Secretarial and court reporting services -----	205 585	40 809	18 185	5
734	Services to dwellings and other buildings -----	195 734	14 999	7 439	13
7342	Disinfecting and pest control services -----	381 897	53 766	22 340	7
7349	Building cleaning and maintenance services, n.e.c. -----	183 769	13 682	6 933	13

See footnotes at end of table.

Table 2a. **Selected Ratios for Firms Subject to Federal Income Tax for the State: 1992** — Con.

[Includes only establishments with payroll. For meaning of abbreviations and symbols, see introductory text. For explanation of terms and comparability of 1987 and 1992 censuses, see appendix A]

SIC code	Kind of business or operation	Receipts		Annual payroll per employee ¹ (dollars)	Employees per establishment ¹ (number)
		Per establishment (dollars)	Per employee ¹ (dollars)		
73	Business services—Con.				
735	Miscellaneous equipment rental and leasing -----	676 916	99 625	20 751	7
7352	Medical equipment rental and leasing -----	835 360	123 574	22 417	7
7353	Heavy construction equipment rental and leasing -----	1 045 469	146 092	29 620	7
7359	Equipment rental and leasing, n.e.c. -----	585 214	86 713	18 963	7
736	Personnel supply services -----	1 233 739	19 804	12 468	62
7361	Employment agencies -----	395 337	40 792	20 962	10
7363	Help supply services -----	1 686 580	18 593	11 978	91
7363 pt.	Temporary help supply -----	1 777 533	17 905	11 343	99
7363 pt.	Help supply, except temporary -----	1 231 815	25 722	18 558	48
737	Computer programming, data processing, and other computer related services -----	1 091 092	87 470	32 308	12
7371, 2, 3	Computer programming, prepackaged software, and integrated systems -----	717 480	93 593	38 977	8
7371	Computer programming services -----	555 155	73 028	37 464	8
7372	Prepackaged software -----	824 170	113 263	37 716	7
7373	Computer integrated systems -----	1 245 500	148 135	45 892	8
7374, 5, 6	Data processing services -----	2 743 902	80 136	27 515	34
7374, 5	Computer processing, information retrieval -----	(D)	(D)	(D)	(D)
7376	Computer facilities management services -----	(D)	(D)	(D)	(D)
7377, 8, 9	Computer rental and leasing, maintenance, and related services, n.e.c. -----	788 400	97 467	29 870	8
7377	Computer rental and leasing -----	171 333	102 800	21 333	2
7378	Computer maintenance and repair -----	1 359 434	117 921	30 872	12
7379	Computer related services, n.e.c. -----	449 890	70 476	28 830	6
738	Miscellaneous business services -----	587 486	39 023	13 903	15
7381, 2	Detective agencies and protective services -----	631 583	19 282	10 931	33
7381	Detective, guard, and armored car services -----	517 586	14 166	9 601	37
7382	Security systems services -----	1 103 857	64 607	22 714	17
7383	News syndicates -----	(D)	(D)	(D)	(D)
7384	Photofinishing laboratories* -----	867 765	57 930	15 422	15
7389	Business services, n.e.c. -----	(D)	(D)	(D)	(D)
7389 pt.	Sign painting shops -----	183 078	56 332	17 577	3
7389 pt.	Interior designing -----	299 612	97 950	14 500	2
7389 pt.	Telephone answering services -----	433 065	19 570	9 506	22
7389 pt.	Other business services -----	(D)	(D)	(D)	(D)
75	Automotive repair, services, and parking -----	366 649	72 740	16 276	5
751	Automotive rental and leasing, without drivers -----	1 395 729	169 864	20 273	8
7513	Truck rental and leasing, without drivers -----	1 556 222	191 386	24 497	8
7514, 5	Passenger car rental and leasing -----	1 349 821	152 840	16 466	9
7514	Passenger car rental -----	950 418	91 755	14 585	10
7515	Passenger car leasing -----	2 305 536	445 207	25 469	5
7519	Utility trailer and recreational vehicle rental -----	114 889	43 083	11 667	3
752	Automobile parking -----	298 519	70 294	10 902	4
753	Automotive repair shops -----	299 389	74 786	18 909	4
7532	Top, body, and upholstery repair shops and paint shops -----	306 031	70 623	19 987	4
7532 pt.	Top and body repair shops -----	309 557	71 065	19 738	4
7532 pt.	Paint shops -----	243 733	61 966	24 859	4
7538	General automotive repair shops -----	277 610	76 026	17 366	4
7538 pt.	General automotive repair shops, except diesel -----	257 030	75 993	16 598	3
7538 pt.	Diesel repair shops -----	459 034	76 185	21 165	6
7533, 4, 6, 7, 9	Other automotive repair shops -----	344 933	80 038	20 322	4
7533	Automotive exhaust system repair shops -----	430 557	86 766	21 300	5
7534	Tire retreading and repair shops -----	745 053	93 132	20 961	8
7536	Automotive glass replacement shops -----	355 776	88 166	20 924	4
7537	Automotive transmission repair shops -----	258 070	69 140	19 614	4
7539	Automotive repair shops, n.e.c. -----	272 579	71 063	19 222	4
7539 pt.	Radiator repair -----	211 114	72 008	17 984	3
7539 pt.	Brake, front end, and wheel alignment -----	362 534	76 741	20 117	5
7539 pt.	Automotive electrical and fuel system services -----	224 345	61 962	19 238	4
7539 pt.	Other automotive repair shops, n.e.c. -----	148 778	46 172	16 207	3
754	Automotive services, except repair -----	275 736	28 849	8 847	10
7542	Carwashes -----	244 498	21 532	7 478	11
7549	Automotive services, except repair and carwashes -----	322 503	46 964	12 235	7
76	Miscellaneous repair services -----	366 438	72 567	20 949	5
762	Electrical repair shops -----	444 778	65 537	19 258	7
7622	Radio and television repair shops -----	301 302	67 343	18 723	4
7623, 9	Other electrical and electronic repair shops -----	512 710	65 051	19 402	8
7623	Refrigeration and air-conditioning service and repair shops -----	323 397	101 870	26 790	3
7629	Electrical and electronic repair shops, n.e.c. -----	578 242	60 797	18 548	10
763	Watch, clock, and jewelry repair -----	138 560	43 300	13 725	3
764	Reupholstery and furniture repair -----	111 942	44 188	11 967	3
769	Miscellaneous repair and related services -----	375 048	78 993	22 647	5
7692	Welding repair -----	275 696	82 445	27 612	3
7694	Armature rewinding shops -----	866 818	93 115	24 580	9
7699	Repair shops and related services, n.e.c. -----	355 386	76 485	21 761	5
78, 79, 84	Amusement and recreation services, including motion pictures and museums -----	432 332	41 739	12 449	10
781, 2	Motion picture production, distribution, and services -----	636 373	96 881	22 563	7
783	Motion picture theaters -----	534 784	43 246	4 937	12
7832	Motion picture theaters, except drive-in -----	574 214	42 557	4 833	13
7833	Drive-in motion picture theaters -----	110 154	477 333	70 667	-
784	Video tape rental -----	203 046	33 375	6 498	6

See footnotes at end of table.

SERVICE INDUSTRIES—GEOGRAPHIC AREA SERIES

WISCONSIN WI-13

Table 2a. **Selected Ratios for Firms Subject to Federal Income Tax for the State: 1992** — Con.

[Includes only establishments with payroll. For meaning of abbreviations and symbols, see introductory text. For explanation of terms and comparability of 1987 and 1992 censuses, see appendix A]

SIC code	Kind of business or operation	Receipts		Annual payroll per employee ¹ (dollars)	Employees per establishment ¹ (number)
		Per establishment (dollars)	Per employee ¹ (dollars)		
78, 79, 84	Amusement and recreation services, including motion pictures and museums—Con.				
792	Theatrical producers (except motion picture), bands, orchestras, and entertainers -----	239 541	31 892	9 426	8
7922	Theatrical producers (except motion picture) and miscellaneous theatrical services -----	344 510	33 340	8 894	10
7929	Bands, orchestras, actors, and other entertainers and entertainment groups -----	175 810	30 324	10 002	6
793	Bowling centers -----	317 785	22 911	5 852	14
79 ex. 792, 3, 4	Commercial sports and other amusement and recreation services, including museums -----	523 994	48 020	16 727	11
794	Commercial sports -----	2 141 819	57 520	42 065	37
7941	Professional sports clubs, managers, promoters -----	2 944 696	74 345	105 100	40
7948	Racing, including track operation -----	1 764 959	48 860	9 621	36
79 ex. 792, 3, 4; 84	Other amusement and recreation services, including museums -----	421 184	45 587	10 238	9
791	Dance studios, schools, and halls -----	99 236	21 594	5 027	5
7991	Physical fitness facilities -----	308 534	22 610	6 072	14
7992	Public golf courses -----	411 920	56 208	16 191	7
7993	Coin-operated amusement devices -----	464 822	90 168	16 245	5
7996	Amusement parks -----	1 458 917	218 838	58 563	7
7997	Membership sports and recreation clubs -----	508 585	37 896	11 777	13
7999, 84	Amusement and recreation services, including museums, n.e.c. -----	456 658	51 479	8 719	9
7999 pt.	Concession operators of amusement devices and rides -----	175 667	135 128	24 410	1
7999 pt.	Carnivals, circuses, and fairs -----	324 316	32 777	8 117	10
7999 pt., 84	Other recreation and amusements, including museums -----	484 577	51 548	8 583	9
80	Health services -----	656 214	55 750	27 580	12
801	Offices and clinics of doctors of medicine -----	948 813	88 209	48 425	11
8011 pt.	Offices of doctors of medicine -----	934 673	88 465	48 484	11
8011 pt.	General medical clinics -----	1 343 784	83 512	47 338	16
802	Offices and clinics of dentists -----	321 337	54 594	22 325	6
803	Offices and clinics of doctors of osteopathy -----	375 583	64 966	30 960	6
804	Offices and clinics of other health practitioners -----	243 387	56 551	19 923	4
8041	Offices and clinics of chiropractors -----	214 678	62 205	20 405	3
8042	Offices and clinics of optometrists -----	272 138	61 479	16 273	4
8043	Offices and clinics of podiatrists -----	232 941	64 465	22 951	4
8049	Offices and clinics of health practitioners, n.e.c. -----	273 850	44 980	21 468	6
805	Nursing and personal care facilities -----	2 306 395	28 212	14 264	82
8051	Skilled nursing care facilities -----	2 928 037	28 327	14 308	103
8052	Intermediate care facilities -----	668 907	26 836	14 772	25
8059	Nursing and personal care facilities, n.e.c. -----	578 333	26 922	11 378	21
806	Hospitals -----	7 131 500	55 337	18 260	129
8062	General medical and surgical hospitals -----	(D)	(D)	(D)	(D)
8063, 9	Specialty hospitals -----	(D)	(D)	(D)	(D)
807, 8, 9	Other health services -----	820 213	38 326	17 637	21
807	Medical and dental laboratories -----	921 108	61 068	24 297	15
8071	Medical laboratories -----	1 735 238	69 509	25 763	25
8072	Dental laboratories -----	351 217	43 006	21 159	8
808	Home health care services -----	1 034 524	20 869	12 077	50
809	Miscellaneous health and allied services, n.e.c. -----	620 394	51 445	22 446	12
8092	Kidney dialysis centers -----	2 058 800	110 688	32 075	19
8093	Specialty outpatient facilities, n.e.c. -----	639 769	58 632	28 705	11
8099	Health and allied services, n.e.c. -----	500 869	36 617	12 930	14
81	Legal services -----	510 927	82 908	36 220	6
823, 4, 9	Selected educational services -----	314 417	56 964	17 453	6
823	Libraries -----	(D)	(D)	(D)	(D)
824	Vocational schools -----	630 042	81 735	21 765	8
829	Schools and educational services, n.e.c. -----	(D)	(D)	(D)	(D)
83	Social services -----	197 500	23 531	10 438	8
835	Child day care services -----	139 505	17 354	8 168	8
832, 3, 6, 9	Other social services -----	248 078	28 508	12 267	9
87 ex. 8733	Engineering, accounting, research, management, and related services (except noncommercial research organizations) -----	587 532	70 738	29 878	8
871	Engineering, architectural, and surveying services -----	889 656	85 975	36 370	10
8711	Engineering services -----	1 164 143	90 762	38 225	13
8712	Architectural services -----	555 299	76 824	32 937	7
8713	Surveying services -----	228 945	50 340	22 267	5
872	Accounting, auditing, and bookkeeping services -----	405 376	56 924	24 503	7
873 ex. 8733	Research, development, and testing services (except noncommercial research organizations) -----	1 204 327	58 522	23 445	21
8731	Commercial physical and biological research -----	2 415 333	105 014	37 117	23
8732	Commercial economic, sociological, and educational research -----	487 866	24 819	10 305	20
8734	Testing laboratories -----	1 317 563	64 828	28 247	20
874	Management and public relations services -----	389 677	71 578	30 180	5
8741	Management services -----	623 596	59 936	28 176	10
8742	Management consulting services -----	328 809	89 077	35 644	4
8743	Public relations services -----	(D)	(D)	(D)	(D)
8744	Facilities support management services -----	(D)	(D)	(D)	(D)
8748	Business consulting services, n.e.c. -----	236 405	61 767	22 669	4
89	Services, n.e.c. -----	414 409	92 626	37 361	4

¹Based on number of employees for pay period including March 12.

Table 2b. Selected Ratios for Firms Exempt From Federal Income Tax for the State: 1992

[Includes only establishments with payroll. For meaning of abbreviations and symbols, see introductory text. For explanation of terms and comparability of 1987 and 1992 censuses, see appendix A]

SIC code	Kind of business or operation	Revenue		Expenses		Annual payroll per employee ¹ (dollars)	Employees per establishment ¹ (number)
		Per establishment (dollars)	Per employee ¹ (dollars)	Per establishment (dollars)	Per employee ¹ (dollars)		
	Total	1 814 558	46 799	1 690 109	43 589	19 112	39
7032, 704	Camps and membership lodging	271 649	48 206	260 973	46 312	13 770	6
792, 7991 pt., 7997, 7999 pt., 84	Selected amusement, recreation, and related services	693 521	45 571	656 195	43 118	15 664	15
8011 pt.; 8021 pt.; 805, 6, 8, 9	Selected health services	10 414 755	51 207	9 985 725	49 097	22 230	203
8011 pt., 8021 pt., 805	Clinics of doctors of medicine and dentists	7 515 565	100 082	7 245 988	96 492	39 551	75
	Nursing and personal care facilities	2 657 737	24 689	2 690 968	24 998	13 887	108
806	Hospitals	34 937 926	54 846	33 293 295	52 264	23 282	637
8062	General medical and surgical hospitals	36 509 403	55 553	34 684 767	52 776	23 085	657
8063, 9	Specialty hospitals	24 801 900	48 933	24 318 300	47 979	24 933	507
808, 9	Other health services	982 132	32 589	942 083	31 260	15 795	30
8111 pt.	Legal aid societies and similar legal services	683 467	49 767	653 933	47 617	26 704	14
823, 4, 9	Selected educational services	213 011	37 028	214 828	37 344	12 535	6
83	Social services	499 375	29 644	421 587	25 027	11 132	17
835	Child day care services	155 147	15 024	150 017	14 528	8 269	10
832, 3, 6, 9	Other social services	598 591	31 968	499 862	26 696	11 587	19
832	Individual and family social services	320 303	29 111	326 664	29 689	13 555	11
833	Job training and vocational rehabilitation services	1 268 083	18 470	1 237 944	18 031	8 317	69
836	Residential care	483 404	28 298	473 935	27 743	12 695	17
839	Social services, n.e.c.	976 458	88 722	514 863	46 781	16 117	11
861, 2, 4, 9	Selected membership organizations	502 012	49 463	399 263	39 339	12 384	10
861	Business associations	524 003	97 677	497 470	92 731	26 450	5
864	Civic, social, and fraternal associations	287 848	23 840	259 053	21 455	7 827	12
862, 9	Other membership organizations	1 013 558	92 984	636 432	58 386	16 971	11
873, 4 ex. 8744	Research, testing, and consulting services, except facilities support management services	579 191	78 000	574 989	77 434	25 334	7
873	Research, development, and testing services	428 851	53 893	461 489	57 995	21 035	8
874 ex. 8744	Management and public relations services, except facilities support management services	729 532	105 827	688 489	99 873	30 296	7

¹Based on number of employees for pay period including March 12.

Table 3a. Comparative Statistics for Firms Subject to Federal Income Tax for the State: 1992 and 1987

[Includes only establishments with payroll. For meaning of abbreviations and symbols, see introductory text. For explanation of terms and comparability of 1987 and 1992 censuses, see appendix A]

SIC code	Kind of business or operation	Establishments		Receipts			Annual payroll			Paid employees for pay period including March 12	
		1992 (number)	1987 (number)	1992 (\$1,000)	1987 (\$1,000)	Percent change 1987 to 1992	1992 (\$1,000)	1987 (\$1,000)	Percent change 1987 to 1992	1992 (number)	1987 (number)
	Total	31 965	28 126	15 576 691	10 025 695	55.4	6 295 117	4 108 477	53.2	316 797	265 298
70 ex. 704	Hotels, rooming houses, camps, and other lodging places (except membership lodging)	1 245	1 260	744 049	569 272	30.7	192 578	145 987	31.9	21 749	18 955
7011	Hotels and motels	1 022	1 028	696 911	526 985	32.2	182 366	137 558	32.6	20 905	18 174
7011 pt.	Hotels	290	356	376 263	335 794	12.1	108 294	93 354	16.0	11 302	11 506
7011 pt.	Hotels, 25 guestrooms or more	133	211	352 644	321 051	9.8	103 487	90 619	14.2	10 638	11 023
7011 pt.	Hotels, less than 25 guestrooms	157	145	23 619	14 743	60.2	4 807	2 735	75.8	664	483
7011 pt.	Motels, motor hotels, and tourist courts	732	672	320 648	191 191	67.7	74 072	44 204	67.6	9 603	6 668
7011 pt.	Motels, tourist courts	629	585	226 313	125 221	80.7	49 347	27 707	78.1	6 324	4 237
7011 pt.	Motor hotels	103	87	94 335	65 970	43.0	24 725	16 497	49.9	3 279	2 431
702, 3	Other lodging places	223	232	47 138	42 287	11.5	10 212	8 429	21.2	844	781
702	Rooming and boarding houses	40	38	7 612	7 012	8.6	1 833	1 477	24.1	268	192
703	Camps and recreational vehicle parks	183	194	39 526	35 275	12.1	8 379	6 952	20.5	576	589

Table 3a. Comparative Statistics for Firms Subject to Federal Income Tax for the State: 1992 and 1987 — Con.

[Includes only establishments with payroll. For meaning of abbreviations and symbols, see introductory text. For explanation of terms and comparability of 1987 and 1992 censuses, see appendix A]

SIC code	Kind of business or operation	Establishments		Receipts			Annual payroll			Paid employees for pay period including March 12	
		1992 (number)	1987 (number)	1992 (\$1,000)	1987 (\$1,000)	Percent change 1987 to 1992	1992 (\$1,000)	1987 (\$1,000)	Percent change 1987 to 1992	1992 (number)	1987 (number)
80	Health services	7 219	6 830	4 737 210	3 233 611	46.5	2 343 521	1 608 372	45.7	84 972	76 038
801	Offices and clinics of doctors of medicine ---	2 546	2 615	2 415 679	1 799 602	34.2	1 326 160	984 758	34.7	27 386	27 210
8011 pt.	Offices of doctors of medicine	2 458	2 541	2 297 426	1 723 045	33.3	1 259 130	950 420	32.5	25 970	25 823
8011 pt.	General medical clinics	88	74	118 253	76 557	54.5	67 030	34 338	95.2	1 416	1 387
802	Offices and clinics of dentists	2 235	2 252	718 189	489 889	46.6	293 681	196 718	49.3	13 155	11 851
803	Offices and clinics of doctors of osteopathy --	96	76	36 056	20 379	76.9	17 183	10 239	67.8	555	448
804	Offices and clinics of other health practitioners	1 471	1 136	358 022	195 056	83.5	126 131	65 382	92.9	6 331	4 103
8041	Offices and clinics of chiropractors	665	465	142 761	67 874	110.3	46 829	21 743	115.4	2 295	1 507
8042	Offices and clinics of optometrists	347	353	94 432	75 423	25.2	24 995	21 869	14.3	1 536	1 392
8043	Offices and clinics of podiatrists	119	127	27 720	20 296	36.6	9 869	7 415	33.1	430	405
8049	Offices and clinics of health practitioners, n.e.c.	340	191	93 109	31 463	195.9	44 438	14 355	209.6	2 070	799
805	Nursing and personal care facilities	299	272	689 612	481 306	43.3	348 659	237 906	46.6	24 444	23 811
8051	Skilled nursing care facilities	218	212	637 876	434 892	46.7	322 177	213 703	50.8	22 518	21 261
8052	Intermediate care facilities	54	35	36 121	24 995	44.5	19 883	13 717	45.0	1 346	1 634
8059	Nursing and personal care facilities, n.e.c. -	27	25	15 615	12 706	22.9	6 599	6 406	3.0	580	583
806	Hospitals	8	6	57 052	26 296	117.0	18 826	12 100	55.6	1 031	796
807, 8, 9	Other health services	564	473	462 600	221 083	109.2	212 881	101 269	110.2	12 070	7 819
807	Medical and dental laboratories	204	204	187 906	77 627	142.1	74 762	32 636	129.1	3 077	1 857
8071	Medical laboratories	84	69	145 760	46 939	210.5	54 026	17 472	209.2	2 097	942
8072	Dental laboratories	120	135	42 146	37 997	10.9	20 736	18 046	14.9	980	1 123
808	Home health care services	124	97	128 281	61 665	108.0	74 237	34 353	116.1	6 147	4 313
809	Miscellaneous health and allied services, n.e.c.	236	172	146 413	81 791	79.0	63 882	34 280	86.4	2 846	1 649
8092	Kidney dialysis centers	5	4	10 294	(D)	(D)	2 983	(D)	(D)	93	BB
8093	Specialty outpatient facilities, n.e.c.	147	101	94 046	53 467	75.9	46 043	24 578	87.3	1 604	1 084
8099	Health and allied services, n.e.c.	84	67	42 073	(D)	(D)	14 856	(D)	(D)	1 149	FF
81	Legal services	2 116	2 015	1 081 121	713 545	51.5	472 310	312 120	51.3	13 040	11 785
823, 4, 9	Selected educational services	204	147	64 141	38 272	67.6	19 652	12 715	54.6	1 126	995
823	Libraries	2	2	(D)	(D)	(D)	(D)	(D)	(D)	AA	AA
824	Vocational schools	48	33	30 242	(D)	(D)	8 053	(D)	(D)	370	EE
829	Schools and educational services, n.e.c.	154	112	(D)	(D)	(D)	(D)	(D)	(D)	FF	FF
83	Social services	1 376	708	271 760	104 203	160.8	120 550	44 115	173.3	11 549	4 933
835	Child day care services	641	381	89 423	35 496	151.9	42 089	15 666	168.7	5 153	2 496
832, 3, 6, 9	Other social services	735	327	182 337	77 420	135.5	78 461	37 162	111.1	6 396	2 770
87 ex. 8733	Engineering, accounting, research, management, and related services (except noncommercial research organizations)	3 412	2 849	2 004 658	1 207 133	66.1	846 701	517 807	63.5	28 339	22 828
871	Engineering, architectural, and surveying services	1 032	838	918 125	485 559	89.1	388 398	211 922	83.3	10 679	7 805
8711	Engineering services	645	486	750 872	374 657	100.4	316 237	162 158	95.0	8 273	5 656
8712	Architectural services	241	215	133 827	84 377	58.6	57 376	37 744	52.0	1 742	1 499
8713	Surveying services	146	137	33 426	26 525	26.0	14 785	12 020	23.0	664	650
872	Accounting, auditing, and bookkeeping services	1 261	1 127	511 179	377 309	35.5	220 041	160 877	36.8	8 980	7 932
873 ex. 8733	Research, development, and testing services (except noncommercial research organizations)	171	150	205 940	105 475	95.3	82 504	44 237	86.5	3 519	2 374
8731	Commercial physical and biological research	33	39	79 706	65 541	21.6	28 172	28 259	-3	759	1 174
8732	Commercial economic, sociological, and educational research	67	63	32 687	14 859	120.0	13 572	5 362	153.1	1 317	507
8734	Testing laboratories	71	48	93 547	17 766	426.6	40 760	7 734	427.0	1 443	485
874	Management and public relations services ---	948	734	369 414	238 790	54.7	155 758	100 771	54.6	5 161	4 717
8741	Management services	230	223	143 427	97 450	47.2	67 426	47 282	42.6	2 393	2 260
8742	Management consulting services	460	354	151 252	99 109	52.6	60 523	36 609	65.3	1 698	1 582
8743	Public relations services	82	72	(D)	(D)	(D)	(D)	(D)	(D)	EE	EE
8744	Facilities support management services ---	8	2	(D)	(D)	(D)	(D)	(D)	(D)	BB	BB
8748	Business consulting services, n.e.c.	168	83	39 716	21 501	84.7	14 576	8 292	75.8	643	468
89	Services, n.e.c.	154	223	63 819	29 363	117.3	25 742	13 993	84.0	689	521

Table 3b. Comparative Statistics for Firms Exempt From Federal Income Tax for the State: 1992 and 1987

[Includes only establishments with payroll. For meaning of abbreviations and symbols, see introductory text. For explanation of terms and comparability of 1987 and 1992 censuses, see appendix A]

SIC code	Kind of business or operation	Establishments		Expenses			Annual payroll			Paid employees for pay period including March 12	
		1992 (number)	1987 (number)	1992 (\$1,000)	1987 (\$1,000)	Percent change 1987 to 1992	1992 (\$1,000)	1987 (\$1,000)	Percent change 1987 to 1992	1992 (number)	1987 (number)
	Total -----	4 769	3 862	8 060 132	4 665 082	72.8	3 534 095	2 177 271	62.3	184 912	148 537
7032, 704	Camps and membership lodging -----	74	76	19 312	16 155	19.5	5 742	4 503	27.5	417	465
792, 7991 pt., 7997, 7999 pt., 84	Selected amusement, recreation, and related services -----	334	254	219 169	123 175	77.9	79 619	46 514	71.2	5 083	3 843
792	Theatrical producers (except motion picture), bands, orchestras, and entertainers -----	86	53	43 278	22 569	91.8	19 515	10 595	84.2	1 592	881
7991 pt., 7997	Gymnasiums, athletic clubs, and membership sports and recreation clubs -----	152	124	112 765	62 061	81.7	41 282	25 349	62.9	2 384	2 132
7999 pt. 84	Fairs -----	29	23	23 929	11 167	114.3	3 259	1 866	74.7	177	185
	Museums, art galleries, and botanical and zoological gardens -----	67	54	39 197	27 378	43.2	15 563	8 704	78.8	930	645
8011 pt.; 8021 pt.; 805, 6, 8, 9	Selected health services -----	629	478	6 281 021	3 609 442	74.0	2 843 895	1 743 722	63.1	127 930	103 513
8011 pt., 8021 pt.	Clinics of doctors of medicine and dentists -----	85	32	615 909	(D)	(D)	252 453	(D)	(D)	6 383	GG
805	Nursing and personal care facilities -----	190	153	511 284	330 930	54.5	284 024	184 956	53.6	20 453	16 542
806	Hospitals -----	149	156	4 960 701	3 091 651	60.5	2 209 839	1 492 160	48.1	94 916	81 978
808, 9	Other health services -----	205	137	193 127	(D)	(D)	97 579	(D)	(D)	6 178	HH
808	Home health care services -----	56	33	81 482	(D)	(D)	48 794	(D)	(D)	3 801	GG
809	Miscellaneous health and allied services, n.e.c. -----	149	104	111 645	64 552	73.0	48 785	27 952	74.5	2 377	2 069
8111 pt.	Legal aid societies and similar legal services -----	15	15	9 809	5 660	73.3	5 501	3 137	75.4	206	154
823, 4, 9	Selected educational services -----	93	61	19 979	24 331	-17.9	6 706	12 908	-48.0	535	555
83	Social services -----	2 123	1 606	895 030	493 835	81.2	398 109	228 287	74.4	35 763	26 909
835	Child day care services -----	475	376	71 258	39 734	79.3	40 560	22 603	79.4	4 905	3 390
832, 3, 6, 9	Other social services -----	1 648	1 230	823 772	454 101	81.4	357 549	205 684	73.8	30 858	23 519
861, 2, 4, 9	Selected membership organizations -----	1 407	1 315	561 763	361 956	55.2	176 840	125 971	40.4	14 280	12 403
861	Business associations -----	351	287	174 612	94 032	85.7	49 805	30 983	60.7	1 883	1 572
864	Civic, social, and fraternal associations -----	755	737	195 585	136 675	43.1	71 352	54 237	31.6	9 116	8 472
862, 9	Other membership organizations -----	301	291	191 566	131 249	46.0	55 683	40 751	36.6	3 281	2 359
873, 4 ex. 8744	Research, testing, and consulting services, except facilities support management services -----	94	57	54 049	30 528	77.0	17 683	12 229	44.6	698	695
873	Research, development, and testing services -----	47	37	21 690	21 819	-6	7 867	8 439	-6.8	374	491
8731	Commercial physical and biological research -----	2	-	(D)	-	(D)	(D)	-	(D)	BB	-
8732	Commercial economic, sociological, and educational research -----	14	7	(D)	1 451	(D)	(D)	646	(D)	BB	33
8733	Noncommercial research organizations -----	24	19	12 900	12 420	3.9	4 427	4 651	-4.8	196	245
8734	Testing laboratories -----	7	11	2 456	7 948	-69.1	1 187	3 142	-62.2	59	213
874 ex. 8744	Management and public relations services, except facilities support management services -----	47	20	32 359	8 709	271.6	9 816	3 790	159.0	324	204

Places With 2,500 Inhabitants or More: 1992 —Con.

appendix A. For information on geographic areas followed by ▲, see appendix F]

Selected kind-of-business or operation groups —Con.														
Miscellaneous repair services (SIC 76)		Amusement and recreation services, including motion pictures and museums (SIC 78, 79, 84)		Health services (SIC 80)		Legal services (SIC 81)		Selected educational services (SIC 823, 4, 9)		Social services (SIC 83)		Engineering, accounting, research, management, and related services (except noncommercial research organizations) (SIC 87 ex. 8733)		
Number	Receipts (\$1,000)	Number	Receipts (\$1,000)	Number	Receipts (\$1,000)	Number	Receipts (\$1,000)	Number	Receipts (\$1,000)	Number	Receipts (\$1,000)	Number	Receipts (\$1,000)	
17	4 159	45	32 461	58	34 537	15	5 928	—	—	10	612	36	20 328	1
3	322	7	1 169	24	13 103	8	3 248	—	—	3	(D)	12	12 323	2
—	—	1	(D)	6	6 470	—	—	—	—	1	(D)	1	(D)	3
2	(D)	6	1 392	15	5 127	4	(D)	—	—	1	(D)	7	(D)	4
5	1 384	8	1 247	3	(D)	2	(D)	—	—	1	(D)	3	505	5
7	(D)	23	(D)	10	(D)	1	(D)	—	—	4	188	13	(D)	6
8	1 146	15	1 945	16	4 424	5	1 209	1	(D)	3	(D)	6	1 504	7
11	1 970	15	11 599	27	12 286	7	1 243	—	—	10	909	15	1 708	8
5	(D)	8	(D)	17	10 767	7	1 243	—	—	7	(D)	10	1 562	9
6	(D)	7	(D)	10	1 519	—	—	—	—	3	(D)	5	146	10
29	12 183	41	28 360	127	88 333	30	8 791	3	(D)	39	9 739	56	75 646	11
1	(D)	5	1 140	9	5 090	3	586	—	—	5	(D)	5	466	12
19	10 345	21	11 328	95	76 270	24	7 578	2	(D)	29	(D)	36	69 834	13
3	(D)	2	(D)	6	1 409	—	—	—	—	—	—	3	(D)	14
6	(D)	13	(D)	17	5 564	3	627	1	(D)	5	(D)	12	(D)	15
5	1 010	6	802	19	8 675	5	1 255	—	—	4	101	9	1 011	16
4	(D)	4	(D)	14	5 283	5	1 255	—	—	4	101	9	1 011	17
1	(D)	2	(D)	5	3 392	—	—	—	—	—	—	—	—	18
6	1 679	7	(D)	16	3 801	12	2 026	1	(D)	12	1 011	9	2 371	19
5	1 282	7	752	23	5 237	7	1 515	—	—	6	543	9	1 026	20
—	—	2	(D)	6	2 301	2	(D)	—	—	4	(D)	2	(D)	21
5	1 282	5	(D)	17	2 936	5	(D)	—	—	2	(D)	7	(D)	22
10	1 835	20	5 100	26	9 380	7	1 196	1	(D)	8	1 149	13	1 316	23
21	10 593	69	35 762	104	43 017	41	10 314	3	(D)	27	5 563	58	15 947	24
—	(D)	10	(D)	20	8 276	9	1 759	—	—	—	—	—	(D)	25
3	(D)	2	(D)	3	993	—	—	—	—	2	(D)	10	1 519	26
1	(D)	2	(D)	17	6 824	10	3 752	—	—	—	—	1	(D)	27
3	(D)	23	7 925	29	13 116	9	2 251	—	—	4	605	17	8 480	28
3	(D)	—	—	—	—	—	—	2	(D)	6	1 216	13	3 799	29
—	—	—	—	—	—	—	—	—	—	—	—	—	(D)	30
1	(D)	5	(D)	13	3 365	7	1 593	—	—	9	(D)	4	707	31
10	(D)	27	9 331	22	10 443	6	959	1	(D)	6	839	11	(D)	32
5	818	15	4 471	14	12 509	7	961	—	—	3	(D)	10	1 315	33
34	14 737	51	13 178	91	53 388	21	7 056	2	(D)	40	7 634	63	13 697	34
5	3 363	8	1 657	11	2 925	1	(D)	—	—	4	(D)	14	2 263	35
8	1 122	7	1 527	22	14 353	4	1 240	—	—	3	1 566	2	(D)	36
—	—	1	(D)	2	(D)	—	—	—	—	1	(D)	2	(D)	37
—	—	—	—	—	—	—	—	—	—	—	—	—	(D)	38
6	(D)	15	3 534	37	26 708	13	5 293	1	(D)	18	3 838	27	4 913	39
15	(D)	20	(D)	19	(D)	3	(D)	1	(D)	14	(D)	18	5 941	40
147	62 741	157	71 407	542	330 256	154	42 072	33	10 953	120	32 892	440	314 241	41
19	10 709	27	14 919	117	58 805	42	10 713	15	(D)	17	(D)	119	196 708	42
1	(D)	2	(D)	18	3 492	—	—	—	—	3	(D)	8	1 401	43
3	358	4	771	25	6 424	16	3 114	2	(D)	3	169	30	15 125	44
3	(D)	10	3 290	19	6 372	4	692	1	(D)	6	446	23	4 759	45
16	10 237	15	12 733	45	60 517	15	4 392	—	—	8	(D)	40	13 896	46
—	—	—	—	1	(D)	—	—	—	—	—	—	—	(D)	47
3	199	3	440	11	3 798	1	(D)	1	(D)	2	(D)	5	(D)	48
4	786	8	4 880	12	4 158	—	—	—	—	2	(D)	5	(D)	49
19	12 678	10	4 823	41	21 682	5	2 021	3	(D)	10	1 811	40	7 534	50
6	1 485	11	3 531	45	27 561	14	1 975	2	(D)	13	3 086	19	3 312	51
7	1 034	8	3 627	13	10 598	1	(D)	1	(D)	5	(D)	18	3 437	52
4	(D)	5	1 122	9	2 327	—	—	—	—	2	(D)	6	1 581	53
33	11 384	29	11 150	140	109 074	47	17 533	3	(D)	36	7 255	86	53 115	54
29	(D)	25	(D)	46	(D)	9	(D)	5	651	13	(D)	41	12 254	55
12	2 273	33	7 986	59	29 520	18	3 273	2	(D)	13	888	20	2 866	56
3	1 487	3	(D)	10	6 276	5	620	—	—	—	—	2	(D)	57
—	—	5	491	12	(D)	5	807	1	(D)	1	(D)	1	(D)	58
4	280	11	4 313	17	10 564	4	994	—	—	4	334	8	1 157	59
5	506	14	(D)	20	(D)	4	852	1	(D)	8	(D)	9	1 443	60
7	(D)	9	1 432	9	7 164	6	1 053	—	—	2	(D)	8	1 214	61
—	—	—	—	—	—	—	—	—	—	—	—	—	(D)	62
7	(D)	9	1 432	9	7 164	6	1 053	—	—	2	(D)	8	1 214	63
37	13 139	76	22 512	250	183 256	44	16 335	6	1 169	38	5 843	85	40 504	64
4	1 034	4	(D)	12	8 054	1	(D)	—	—	4	(D)	3	(D)	65
6	4 101	7	(D)	22	11 418	6	(D)	—	—	4	(D)	9	(D)	66
1	(D)	2	(D)	9	9 053	—	—	—	—	—	—	—	(D)	67
7	2 731	10	1 798	62	70 133	16	5 762	4	(D)	11	(D)	22	17 057	68
—	—	2	(D)	4	(D)	—	—	—	—	1	(D)	—	(D)	69
11	2 841	30	6 584	112	67 918	19	8 379	2	(D)	11	1 700	30	8 951	70
8	(D)	21	5 204	29	(D)	2	(D)	—	—	7	(D)	20	(D)	71
27	7 127	37	9 305	78	40 644	18	6 866	4	(D)	30	(D)	36	9 885	72
9	2 445	17	(D)	25	(D)	8	(D)	1	(D)	13	1 936	12	5 358	73
2	(D)	2	(D)	4	1 645	—	—	—	—	—	—	—	(D)	74
9	3 088	14	3 481	44	28 230	9	4 381	2	(D)	15	1 499	20	(D)	75
7	(D)	4	(D)	5	(D)	1	(D)	—	—	2	(D)	3	(D)	76

SERVICE INDUSTRIES—GEOGRAPHIC AREA SERIES

WISCONSIN WI-27

Table 5. Summary Statistics for Firms Subject to Federal Income Tax for Places With 350 Establishments or More: 1992

[Includes only establishments with payroll. For meaning of abbreviations and symbols, see introductory text. For explanation of terms and comparability of 1987 and 1992 censuses, see appendix A. For information on geographic areas followed by ▲, see appendix F]

SIC code	Geographic area and kind of business or operation	Establishments (number)	Receipts (\$1,000)	Annual payroll (\$1,000)	First-quarter payroll (\$1,000)	Paid employees for pay period including March 12 (number)
	APPLETON ▲					
	Total	712	410 443	175 747	37 745	8 305
70 ex. 704	Hotels, rooming houses, camps, and other lodging places (except membership lodging)	10	16 089	4 072	935	459
7011	Hotels and motels	10	16 089	4 072	935	459
7011 pt.	Hotels	2	(D)	(D)	(D)	EE
7011 pt.	Motels, motor hotels, and tourist courts	8	(D)	(D)	(D)	CC
702, 3	Other lodging places	—	—	—	—	—
72	Personal services	100	26 505	8 405	2 096	730
721	Laundry, cleaning, and garment services	24	13 093	3 591	866	241
7211	Power laundries, family and commercial*	—	—	—	—	—
7213	Linen supply*	1	(D)	(D)	(D)	CC
7215	Coin-operated laundries and drycleaning	3	(D)	(D)	(D)	AA
7216	Drycleaning plants, except rug cleaning*	5	817	400	95	41
7217	Carpet and upholstery cleaning	3	(D)	(D)	(D)	BB
7218	Industrial laundriers*	1	(D)	(D)	(D)	AA
7212, 9	Other laundry, cleaning, and garment services*	11	(D)	(D)	(D)	BB
722	Photographic studios, portrait	8	(D)	(D)	(D)	BB
723, 4	Beauty and barber shops	53	6 665	3 096	731	292
723	Beauty shops	50	(D)	(D)	(D)	EE
724	Barber shops	3	(D)	(D)	(D)	AA
725	Shoe repair shops and shoeshine parlors	—	—	—	—	—
726	Funeral service and crematories	3	(D)	(D)	(D)	BB
729	Miscellaneous personal services	12	(D)	(D)	(D)	CC
73	Business services	137	78 576	35 305	7 612	2 538
731	Advertising	10	7 724	2 049	467	79
732	Consumer credit reporting agencies, mercantile reporting agencies, and adjustment and collection agencies	3	(D)	(D)	(D)	AA
733	Mailing, reproduction, commercial art and photography, and stenographic services	19	10 095	3 337	732	156
734	Services to dwellings and other buildings	32	8 077	4 669	1 040	645
735	Miscellaneous equipment rental and leasing	6	3 225	562	120	23
736	Personnel supply services	18	15 105	8 369	1 696	673
737	Computer programming, data processing, and other computer related services	15	14 604	6 816	1 576	192
7371, 2, 3	Computer programming, prepackaged software, and integrated systems	7	(D)	(D)	(D)	BB
7374, 5, 6	Data processing services	2	(D)	(D)	(D)	BB
7377, 8, 9	Computer rental and leasing, maintenance, and related services, n.e.c.	6	(D)	(D)	(D)	BB
738	Miscellaneous business services	34	(D)	(D)	(D)	FF
75	Automotive repair, services, and parking	64	23 180	5 761	1 267	513
751	Automotive rental and leasing, without drivers	9	5 472	818	176	55
752	Automobile parking	1	(D)	(D)	(D)	AA
753	Automotive repair shops	45	15 037	4 232	927	223
7532	Top, body, and upholstery repair shops and paint shops	15	3 851	1 035	192	57
7538	General automotive repair shops	19	5 669	1 496	340	90
7533, 4, 6, 7, 9	Other automotive repair shops	11	5 517	1 701	395	76
754	Automotive services, except repair	9	(D)	(D)	(D)	CC
76	Miscellaneous repair services	28	7 934	2 397	573	107
762	Electrical repair shops	8	1 906	594	128	28
7622	Radio and television repair shops	4	(D)	(D)	(D)	AA
7623, 9	Other electrical and electronic repair shops	4	(D)	(D)	(D)	AA
763	Watch, clock, and jewelry repair	2	(D)	(D)	(D)	AA
764	Reupholstery and furniture repair	2	(D)	(D)	(D)	AA
769	Miscellaneous repair and related services	16	5 693	1 744	429	72
78, 79, 84	Amusement and recreation services, including motion pictures and museums	41	29 317	4 053	926	468
781, 2	Motion picture production, distribution, and services	2	(D)	(D)	(D)	AA
783	Motion picture theaters	4	(D)	(D)	(D)	BB
784	Video tape rental	7	(D)	(D)	(D)	BB
792	Theatrical producers (except motion picture), bands, orchestras, and entertainers	7	(D)	(D)	(D)	BB
793	Bowling centers	3	1 333	311	101	66
79 ex. 792, 3, 84	Commercial sports and other amusement and recreation services, including museums	18	19 469	2 444	505	237
80	Health services	197	147 651	77 789	15 603	2 171
801	Offices and clinics of doctors of medicine	71	95 554	55 613	10 723	1 118
802	Offices and clinics of dentists	72	25 384	11 522	2 467	498
803	Offices and clinics of doctors of osteopathy	2	(D)	(D)	(D)	AA
804	Offices and clinics of other health practitioners	28	7 664	2 681	555	97
805	Nursing and personal care facilities	4	(D)	(D)	(D)	EE
806	Hospitals	—	—	—	—	—
807, 8, 9	Other health services	20	(D)	(D)	(D)	CC
81	Legal services	37	21 439	7 044	1 492	210
823, 4, 9	Selected educational services	5	1 775	757	130	35

Table 5. Summary Statistics for Firms Subject to Federal Income Tax for Places With 350 Establishments or More: 1992 — Con.

[Includes only establishments with payroll. For meaning of abbreviations and symbols, see introductory text. For explanation of terms and comparability of 1987 and 1992 censuses, see appendix A. For information on geographic areas followed by ▲, see appendix F]

SIC code	Geographic area and kind of business or operation	Establishments (number)	Receipts (\$1,000)	Annual payroll (\$1,000)	First-quarter payroll (\$1,000)	Paid employees for pay period including March 12 (number)
	APPLETON ▲—Con.					
83	Social services	20	3 692	1 322	310	168
835	Child day care services	11	2 076	740	170	108
832, 3, 6, 9	Other social services	9	1 616	582	140	60
87 ex. 8733	Engineering, accounting, research, management, and related services (except noncommercial research organizations)	68	53 041	28 455	6 726	886
871	Engineering, architectural, and surveying services	18	26 797	14 411	3 276	332
872	Accounting, auditing, and bookkeeping services	30	19 029	10 786	2 650	338
873 ex. 8733	Research, development, and testing services (except noncommercial research organizations)	4	(D)	(D)	(D)	CC
874	Management and public relations services	16	(D)	(D)	(D)	BB
89	Services, n.e.c.	5	1 244	387	75	20
	BROOKFIELD					
	Total	629	615 464	237 319	54 186	9 067
70 ex. 704	Hotels, rooming houses, camps, and other lodging places (except membership lodging)	9	(D)	(D)	(D)	FF
7011	Hotels and motels	8	31 776	8 094	1 917	804
7011 pt.	Hotels	3	21 414	5 693	1 404	531
7011 pt.	Motels, motor hotels, and tourist courts	5	10 362	2 401	513	273
702, 3	Other lodging places	1	(D)	(D)	(D)	AA
72	Personal services	62	14 177	5 089	1 167	404
721	Laundry, cleaning, and garment services	9	1 891	533	103	46
7211	Power laundries, family and commercial*	1	(D)	(D)	(D)	AA
7213	Linen supply*	—	—	—	—	—
7215	Coin-operated laundries and drycleaning	—	—	—	—	—
7216	Drycleaning plants, except rug cleaning*	5	979	349	75	32
7217	Carpet and upholstery cleaning	3	(D)	(D)	(D)	AA
7218	Industrial laundries*	—	—	—	—	—
7212, 9	Other laundry, cleaning, and garment services*	—	—	—	—	—
722	Photographic studios, portrait	4	(D)	(D)	(D)	BB
723, 4	Beauty and barber shops	38	6 003	2 983	674	255
723	Beauty shops	38	6 003	2 983	674	255
724	Barber shops	—	—	—	—	—
725	Shoe repair shops and shoeshine parlors	—	—	—	—	—
726	Funeral service and crematories	3	(D)	(D)	(D)	AA
729	Miscellaneous personal services	8	3 476	975	227	62
73	Business services	173	230 961	103 071	25 093	3 914
731	Advertising	20	19 957	9 617	2 280	248
732	Consumer credit reporting agencies, mercantile reporting agencies, and adjustment and collection agencies	10	11 286	4 767	984	217
733	Mailing, reproduction, commercial art and photography, and stenographic services	16	10 911	2 501	552	124
734	Services to dwellings and other buildings	19	12 282	4 744	1 032	375
735	Miscellaneous equipment rental and leasing	2	(D)	(D)	(D)	AA
736	Personnel supply services	19	33 424	24 738	5 559	1 043
737	Computer programming, data processing, and other computer related services	51	121 759	48 386	12 633	1 144
7371, 2, 3	Computer programming, prepackaged software, and integrated systems	36	38 753	17 040	3 746	391
7374, 5, 6	Data processing services	5	(D)	(D)	(D)	FF
7377, 8, 9	Computer rental and leasing, maintenance, and related services, n.e.c.	10	(D)	(D)	(D)	CC
738	Miscellaneous business services	36	(D)	(D)	(D)	FF
75	Automotive repair, services, and parking	26	14 216	2 867	636	135
751	Automotive rental and leasing, without drivers	2	(D)	(D)	(D)	AA
752	Automobile parking	—	—	—	—	—
753	Automotive repair shops	21	11 153	2 231	480	99
7532	Top, body, and upholstery repair shops and paint shops	2	(D)	(D)	(D)	AA
7538	General automotive repair shops	14	9 253	1 698	372	75
7533, 4, 6, 7, 9	Other automotive repair shops	5	(D)	(D)	(D)	AA
754	Automotive services, except repair	3	(D)	(D)	(D)	BB
76	Miscellaneous repair services	19	10 709	3 429	794	104
762	Electrical repair shops	6	2 931	894	210	28
7622	Radio and television repair shops	1	(D)	(D)	(D)	AA
7623, 9	Other electrical and electronic repair shops	5	(D)	(D)	(D)	BB
763	Watch, clock, and jewelry repair	1	(D)	(D)	(D)	AA
764	Reupholstery and furniture repair	4	524	198	40	9
769	Miscellaneous repair and related services	8	(D)	(D)	(D)	BB

Table 5. Summary Statistics for Firms Subject to Federal Income Tax for Places With 350 Establishments or More: 1992 — Con.

[Includes only establishments with payroll. For meaning of abbreviations and symbols, see introductory text. For explanation of terms and comparability of 1987 and 1992 censuses, see appendix A. For information on geographic areas followed by ▲, see appendix F]

SIC code	Geographic area and kind of business or operation	Establishments (number)	Receipts (\$1,000)	Annual payroll (\$1,000)	First-quarter payroll (\$1,000)	Paid employees for pay period including March 12 (number)
	BROOKFIELD—Con.					
78, 79, 84	Amusement and recreation services, including motion pictures and museums -----	27	14 919	4 273	941	371
781, 2	Motion picture production, distribution, and services -----	4	3 419	1 452	243	38
783	Motion picture theaters -----	2	(D)	(D)	(D)	BB
784	Video tape rental -----	2	(D)	(D)	(D)	BB
792	Theatrical producers (except motion picture), bands, orchestras, and entertainers -----	3	(D)	(D)	(D)	AA
793	Bowling centers -----	2	(D)	(D)	(D)	BB
79 ex. 792, 3; 84	Commercial sports and other amusement and recreation services, including museums -----	14	8 064	2 256	555	232
80	Health services -----	117	58 805	31 246	6 223	1 052
801	Offices and clinics of doctors of medicine -----	48	24 676	15 439	2 742	246
802	Offices and clinics of dentists -----	35	11 605	5 802	1 117	230
803	Offices and clinics of doctors of osteopathy -----	1	(D)	(D)	(D)	AA
804	Offices and clinics of other health practitioners -----	24	6 468	1 855	429	86
805	Nursing and personal care facilities -----	1	(D)	(D)	(D)	CC
806	Hospitals -----	—	—	—	—	—
807, 8, 9	Other health services -----	8	(D)	(D)	(D)	CC
81	Legal services -----	42	10 713	5 183	965	158
823, 4, 9	Selected educational services -----	15	(D)	(D)	(D)	BB
83	Social services -----	17	(D)	(D)	(D)	EE
835	Child day care services -----	7	(D)	(D)	(D)	BB
832, 3, 6, 9	Other social services -----	10	5 850	2 866	633	227
87 ex. 8733	Engineering, accounting, research, management, and related services (except noncommercial research organizations) -----	119	196 708	57 450	13 443	1 633
871	Engineering, architectural, and surveying services -----	33	118 644	27 423	6 522	587
872	Accounting, auditing, and bookkeeping services -----	34	(D)	(D)	(D)	EE
873 ex. 87333	Research, development, and testing services (except noncommercial research organizations) -----	6	(D)	(D)	(D)	CC
874	Management and public relations services -----	46	44 118	15 237	3 558	383
89	Services, n.e.c. -----	3	(D)	(D)	(D)	CC
	EAU CLAIRE ▲					
	Total -----	473	282 299	116 296	24 331	5 388
70 ex. 704	Hotels, rooming houses, camps, and other lodging places (except membership lodging) -----	17	16 153	4 582	1 019	576
7011	Hotels and motels -----	17	16 153	4 582	1 019	576
7011 pt.	Hotels -----	3	(D)	(D)	(D)	CC
7011 pt.	Motels, motor hotels, and tourist courts -----	14	(D)	(D)	(D)	EE
702, 3	Other lodging places -----	—	—	—	—	—
72	Personal services -----	83	16 270	5 180	1 321	498
721	Laundry, cleaning, and garment services -----	23	(D)	(D)	(D)	CC
7211	Power laundries, family and commercial* -----	2	(D)	(D)	(D)	AA
7213	Linen supply* -----	—	—	—	—	—
7215	Coin-operated laundries and drycleaning -----	9	(D)	(D)	(D)	BB
7216	Drycleaning plants, except rug cleaning* -----	8	(D)	(D)	(D)	BB
7217	Carpet and upholstery cleaning -----	1	(D)	(D)	(D)	AA
7218	Industrial launderers* -----	2	(D)	(D)	(D)	BB
7212, 9	Other laundry, cleaning, and garment services* -----	1	(D)	(D)	(D)	AA
722	Photographic studios, portrait -----	6	1 000	228	43	19
723, 4	Beauty and barber shops -----	42	5 254	2 234	526	224
723	Beauty shops -----	41	(D)	(D)	(D)	CC
724	Barber shops -----	1	(D)	(D)	(D)	AA
725	Shoe repair shops and shoeshine parlors -----	1	(D)	(D)	(D)	AA
726	Funeral service and crematories -----	4	(D)	(D)	(D)	AA
729	Miscellaneous personal services -----	7	(D)	(D)	(D)	BB
73	Business services -----	77	31 433	16 709	3 165	1 070
731	Advertising -----	5	1 399	336	77	12
732	Consumer credit reporting agencies, mercantile reporting agencies, and adjustment and collection agencies -----	5	(D)	(D)	(D)	BB
733	Mailing, reproduction, commercial art and photography, and stenographic services -----	4	761	300	64	14
734	Services to dwellings and other buildings -----	19	3 903	1 661	352	170
735	Miscellaneous equipment rental and leasing -----	8	1 937	557	134	34
736	Personnel supply services -----	4	(D)	(D)	(D)	FF
737	Computer programming, data processing, and other computer related services -----	12	(D)	(D)	(D)	CC
7371, 2, 3	Computer programming, prepackaged software, and integrated systems -----	9	(D)	(D)	(D)	BB
7374, 5, 6	Data processing services -----	2	(D)	(D)	(D)	BB
7377, 8, 9	Computer rental and leasing, maintenance, and related services, n.e.c. -----	1	(D)	(D)	(D)	AA
738	Miscellaneous business services -----	20	(D)	(D)	(D)	CC

Table 5. Summary Statistics for Firms Subject to Federal Income Tax for Places With 350 Establishments or More: 1992 — Con.

[Includes only establishments with payroll. For meaning of abbreviations and symbols, see introductory text. For explanation of terms and comparability of 1987 and 1992 censuses, see appendix A. For information on geographic areas followed by ▲, see appendix F]

SIC code	Geographic area and kind of business or operation	Establishments (number)	Receipts (\$1,000)	Annual payroll (\$1,000)	First-quarter payroll (\$1,000)	Paid employees for pay period including March 12 (number)
EAU CLAIRE ▲—Con.						
75	Automotive repair, services, and parking	47	15 926	3 716	928	255
751	Automotive rental and leasing, without drivers	5	4 786	722	173	29
752	Automobile parking	—	—	—	—	—
753	Automotive repair shops	37	9 961	2 620	662	180
7532	Top, body, and upholstery repair shops and paint shops	8	2 801	879	228	68
7538	General automotive repair shops	18	3 843	919	247	70
7533, 4, 6, 7, 9	Other automotive repair shops	11	3 317	822	187	42
754	Automotive services, except repair	5	1 179	374	93	46
76	Miscellaneous repair services	16	(D)	(D)	(D)	BB
762	Electrical repair shops	7	1 654	428	109	33
7622	Radio and television repair shops	3	(D)	(D)	(D)	AA
7623, 9	Other electrical and electronic repair shops	4	(D)	(D)	(D)	AA
763	Watch, clock, and jewelry repair	—	—	—	—	—
764	Reupholstery and furniture repair	—	—	—	—	—
769	Miscellaneous repair and related services	9	(D)	(D)	(D)	BB
78, 79, 84	Amusement and recreation services, including motion pictures and museums	29	10 560	2 317	456	300
781, 2	Motion picture production, distribution, and services	—	—	—	—	—
783	Motion picture theaters	6	(D)	(D)	(D)	BB
784	Video tape rental	5	(D)	(D)	(D)	BB
792	Theatrical producers (except motion picture), bands, orchestras, and entertainers	1	(D)	(D)	(D)	AA
793	Bowling centers	1	(D)	(D)	(D)	AA
79 ex. 792, 3; 84	Commercial sports and other amusement and recreation services, including museums	16	5 151	1 701	319	201
80	Health services	97	71 305	37 645	7 572	1 064
801	Offices and clinics of doctors of medicine	38	37 859	22 267	4 325	341
802	Offices and clinics of dentists	26	13 107	5 848	1 112	226
803	Offices and clinics of doctors of osteopathy	—	—	—	—	—
804	Offices and clinics of other health practitioners	22	7 253	3 239	695	133
805	Nursing and personal care facilities	2	(D)	(D)	(D)	EE
806	Hospitals	—	—	—	—	—
807, 8, 9	Other health services	9	(D)	(D)	(D)	CC
81	Legal services	37	20 502	10 140	1 549	218
823, 4, 9	Selected educational services	5	(D)	(D)	(D)	BB
83	Social services	15	9 457	5 252	1 198	457
835	Child day care services	7	(D)	(D)	(D)	CC
832, 3, 6, 9	Other social services	8	(D)	(D)	(D)	EE
87 ex. 8733	Engineering, accounting, research, management, and related services (except noncommercial research organizations)	49	83 017	28 529	6 761	830
871	Engineering, architectural, and surveying services	8	12 679	6 717	1 436	203
872	Accounting, auditing, and bookkeeping services	21	(D)	(D)	(D)	CC
873 ex. 8733	Research, development, and testing services (except noncommercial research organizations)	2	(D)	(D)	(D)	EE
874	Management and public relations services	18	(D)	(D)	(D)	BB
89	Services, n.e.c.	1	(D)	(D)	(D)	AA
GREEN BAY						
	Total	851	528 509	268 472	50 380	10 499
70 ex. 704	Hotels, rooming houses, camps, and other lodging places (except membership lodging)	13	22 696	6 455	1 626	928
7011	Hotels and motels	12	(D)	(D)	(D)	FF
7011 pt.	Hotels	5	(D)	(D)	(D)	FF
7011 pt.	Motels, motor hotels, and tourist courts	7	(D)	(D)	(D)	EE
702, 3	Other lodging places	1	(D)	(D)	(D)	AA
72	Personal services	113	24 507	9 491	2 205	860
721	Laundry, cleaning, and garment services	23	6 954	3 119	769	265
7211	Power laundries, family and commercial*	4	998	452	108	47
7213	Linen supply*	—	—	—	—	—
7215	Coin-operated laundries and drycleaning	2	(D)	(D)	(D)	AA
7216	Drycleaning plants, except rug cleaning*	7	(D)	(D)	(D)	BB
7217	Carpet and upholstery cleaning	7	(D)	(D)	(D)	BB
7218	Industrial launderers*	1	(D)	(D)	(D)	CC
7212, 9	Other laundry, cleaning, and garment services*	2	(D)	(D)	(D)	AA
722	Photographic studios, portrait	9	2 162	497	99	54
723, 4	Beauty and barber shops	58	7 876	3 270	749	323
723	Beauty shops	55	(D)	(D)	(D)	EE
724	Barber shops	3	(D)	(D)	(D)	AA
725	Shoe repair shops and shoeshine parlors	2	(D)	(D)	(D)	AA
726	Funeral service and crematories	6	4 101	1 223	221	44
729	Miscellaneous personal services	15	(D)	(D)	(D)	CC

SERVICE INDUSTRIES—GEOGRAPHIC AREA SERIES

Table 5. Summary Statistics for Firms Subject to Federal Income Tax for Places With 350 Establishments or More: 1992 — Con.

[Includes only establishments with payroll. For meaning of abbreviations and symbols, see introductory text. For explanation of terms and comparability of 1987 and 1992 censuses, see appendix A. For information on geographic areas followed by ▲, see appendix F]

SIC code	Geographic area and kind of business or operation	Establishments (number)	Receipts (\$1,000)	Annual payroll (\$1,000)	First-quarter payroll (\$1,000)	Paid employees for pay period including March 12 (number)
	GREEN BAY—Con.					
73	Business services	142	84 363	38 587	8 370	2 482
731	Advertising	6	6 213	2 191	570	95
732	Consumer credit reporting agencies, mercantile reporting agencies, and adjustment and collection agencies	4	4 209	994	267	60
733	Mailing, reproduction, commercial art and photography, and stenographic services	15	1 944	669	126	42
734	Services to dwellings and other buildings	23	3 234	1 738	387	277
735	Miscellaneous equipment rental and leasing	17	9 861	2 307	491	110
736	Personnel supply services	24	27 524	18 635	3 609	1 172
737	Computer programming, data processing, and other computer related services	17	16 366	5 257	1 403	233
7371, 2, 3	Computer programming, prepackaged software, and integrated systems	10	3 872	1 331	443	44
7374, 5, 6	Data processing services	5	(D)	(D)	(D)	CC
7377, 8, 9	Computer rental and leasing, maintenance, and related services, n.e.c.	2	(D)	(D)	(D)	BB
738	Miscellaneous business services	36	15 012	6 796	1 517	493
75	Automotive repair, services, and parking	90	42 135	9 105	2 205	738
751	Automotive rental and leasing, without drivers	12	14 735	1 992	441	110
752	Automobile parking	1	(D)	(D)	(D)	AA
753	Automotive repair shops	56	18 073	4 040	958	244
7532	Top, body, and upholstery repair shops and paint shops	21	4 979	1 069	282	70
7538	General automotive repair shops	25	9 564	2 080	474	131
7533, 4, 6, 7, 9	Other automotive repair shops	10	3 530	891	202	43
754	Automotive services, except repair	21	(D)	(D)	(D)	EE
76	Miscellaneous repair services	49	20 020	6 150	1 592	290
762	Electrical repair shops	12	6 772	1 737	451	84
7622	Radio and television repair shops	4	539	243	63	17
7623, 9	Other electrical and electronic repair shops	8	6 233	1 494	388	67
763	Watch, clock, and jewelry repair	1	(D)	(D)	(D)	AA
764	Reupholstery and furniture repair	5	(D)	(D)	(D)	AA
769	Miscellaneous repair and related services	31	(D)	(D)	(D)	CC
78, 79, 84	Amusement and recreation services, including motion pictures and museums	48	29 884	38 411	4 051	387
781, 2	Motion picture production, distribution, and services	4	(D)	(D)	(D)	BB
783	Motion picture theaters	2	(D)	(D)	(D)	BB
784	Video tape rental	9	2 604	410	100	52
792	Theatrical producers (except motion picture), bands, orchestras, and entertainers	3	194	51	11	8
793	Bowling centers	4	(D)	(D)	(D)	CC
79 ex. 792, 3; 84	Commercial sports and other amusement and recreation services, including museums	26	20 862	36 328	3 567	165
80	Health services	196	182 846	102 472	18 188	2 782
801	Offices and clinics of doctors of medicine	72	112 778	72 044	11 430	1 138
802	Offices and clinics of dentists	52	23 776	11 215	2 138	419
803	Offices and clinics of doctors of osteopathy	2	(D)	(D)	(D)	BB
804	Offices and clinics of other health practitioners	37	10 057	3 575	757	181
805	Nursing and personal care facilities	11	18 381	9 027	2 283	686
806	Hospitals	—	—	—	—	—
807, 8, 9	Other health services	22	(D)	(D)	(D)	EE
81	Legal services	60	24 223	13 440	2 302	358
823, 4, 9	Selected educational services	6	(D)	(D)	(D)	BB
83	Social services	46	8 087	3 511	771	341
835	Child day care services	22	3 685	1 641	381	213
832, 3, 6, 9	Other social services	24	4 402	1 870	390	128
87 ex. 8733	Engineering, accounting, research, management, and related services (except noncommercial research organizations)	84	88 035	40 052	8 944	1 290
871	Engineering, architectural, and surveying services	30	55 630	24 791	5 344	676
872	Accounting, auditing, and bookkeeping services	29	18 033	8 857	2 156	321
873 ex. 8733	Research, development, and testing services (except noncommercial research organizations)	10	(D)	(D)	(D)	CC
874	Management and public relations services	15	(D)	(D)	(D)	CC
89	Services, n.e.c.	4	(D)	(D)	(D)	AA

Table 5. Summary Statistics for Firms Subject to Federal Income Tax for Places With 350 Establishments or More: 1992 — Con.

[Includes only establishments with payroll. For meaning of abbreviations and symbols, see introductory text. For explanation of terms and comparability of 1987 and 1992 censuses, see appendix A. For information on geographic areas followed by ▲, see appendix F]

SIC code	Geographic area and kind of business or operation	Establishments (number)	Receipts (\$1,000)	Annual payroll (\$1,000)	First-quarter payroll (\$1,000)	Paid employees for pay period including March 12 (number)
JANESVILLE						
	Total	389	155 607	70 919	15 768	4 242
70 ex. 704	Hotels, rooming houses, camps, and other lodging places (except membership lodging)	12	7 980	1 968	493	304
7011	Hotels and motels	12	7 980	1 968	493	304
7011 pt.	Hotels	3	3 856	911	235	144
7011 pt.	Motels, motor hotels, and tourist courts	9	4 124	1 057	258	160
702, 3	Other lodging places	—	—	—	—	—
72	Personal services	68	10 579	3 874	971	448
721	Laundry, cleaning, and garment services	11	1 628	487	112	56
7211	Power laundries, family and commercial*	—	—	—	—	—
7213	Linen supply*	—	—	—	—	—
7215	Coin-operated laundries and drycleaning	2	(D)	(D)	(D)	AA
7216	Drycleaning plants, except rug cleaning*	5	(D)	(D)	(D)	BB
7217	Carpet and upholstery cleaning	2	(D)	(D)	(D)	AA
7218	Industrial laundriers*	—	—	—	—	—
7212, 9	Other laundry, cleaning, and garment services*	2	(D)	(D)	(D)	AA
722	Photographic studios, portrait	9	1 298	322	72	38
723, 4	Beauty and barber shops	34	4 572	2 132	534	216
723	Beauty shops	33	(D)	(D)	(D)	CC
724	Barber shops	1	(D)	(D)	(D)	AA
725	Shoe repair shops and shoeshine parlors	—	—	—	—	—
726	Funeral service and crematories	3	1 748	523	100	29
729	Miscellaneous personal services	11	1 333	410	153	109
73	Business services	68	28 732	14 600	3 659	1 223
731	Advertising	3	(D)	(D)	(D)	BB
732	Consumer credit reporting agencies, mercantile reporting agencies, and adjustment and collection agencies	2	(D)	(D)	(D)	BB
733	Mailing, reproduction, commercial art and photography, and stenographic services	5	(D)	(D)	(D)	AA
734	Services to dwellings and other buildings	17	2 476	1 303	337	252
735	Miscellaneous equipment rental and leasing	6	2 422	733	117	26
736	Personnel supply services	8	(D)	(D)	(D)	EE
737	Computer programming, data processing, and other computer related services	11	(D)	(D)	(D)	EE
7371, 2, 3	Computer programming, prepackaged software, and integrated systems	7	(D)	(D)	(D)	BB
7374, 5, 6	Data processing services	4	(D)	(D)	(D)	EE
7377, 8, 9	Computer rental and leasing, maintenance, and related services, n.e.c.	—	—	—	—	—
738	Miscellaneous business services	16	(D)	(D)	(D)	CC
75	Automotive repair, services, and parking	44	12 903	3 416	800	189
751	Automotive rental and leasing, without drivers	2	(D)	(D)	(D)	AA
752	Automobile parking	—	—	—	—	—
753	Automotive repair shops	30	(D)	(D)	(D)	CC
7532	Top, body, and upholstery repair shops and paint shops	10	4 471	1 246	305	62
7538	General automotive repair shops	10	2 426	587	129	28
7533, 4, 6, 7, 9	Other automotive repair shops	10	(D)	(D)	(D)	BB
754	Automotive services, except repair	12	(D)	(D)	(D)	BB
76	Miscellaneous repair services	15	3 650	895	211	55
762	Electrical repair shops	6	(D)	(D)	(D)	BB
7622	Radio and television repair shops	4	1 343	358	83	18
7623, 9	Other electrical and electronic repair shops	2	(D)	(D)	(D)	AA
763	Watch, clock, and jewelry repair	1	(D)	(D)	(D)	AA
764	Reupholstery and furniture repair	2	(D)	(D)	(D)	AA
769	Miscellaneous repair and related services	6	(D)	(D)	(D)	AA
78, 79, 84	Amusement and recreation services, including motion pictures and museums	23	8 660	2 084	516	236
781, 2	Motion picture production, distribution, and services	—	—	—	—	—
783	Motion picture theaters	2	(D)	(D)	(D)	AA
784	Video tape rental	6	(D)	(D)	(D)	BB
792	Theatrical producers (except motion picture), bands, orchestras, and entertainers	—	—	—	—	—
793	Bowling centers	4	2 206	648	186	99
79 ex. 792, 3, 84	Commercial sports and other amusement and recreation services, including museums	11	4 116	1 054	263	96
80	Health services	77	58 233	32 816	7 014	1 321
801	Offices and clinics of doctors of medicine	14	31 686	19 217	4 299	519
802	Offices and clinics of dentists	27	13 019	7 019	1 250	198
803	Offices and clinics of doctors of osteopathy	—	—	—	—	—
804	Offices and clinics of other health practitioners	22	6 110	2 564	436	118
805	Nursing and personal care facilities	3	(D)	(D)	(D)	BB
806	Hospitals	—	—	—	—	—
807, 8, 9	Other health services	11	(D)	(D)	(D)	EE
81	Legal services	33	12 152	5 564	882	161
823, 4, 9	Selected educational services	4	676	258	58	22

Table 5. Summary Statistics for Firms Subject to Federal Income Tax for Places With 350 Establishments or More: 1992 — Con.

[Includes only establishments with payroll. For meaning of abbreviations and symbols, see introductory text. For explanation of terms and comparability of 1987 and 1992 censuses, see appendix A. For information on geographic areas followed by ▲, see appendix F]

SIC code	Geographic area and kind of business or operation	Establishments (number)	Receipts (\$1,000)	Annual payroll (\$1,000)	First-quarter payroll (\$1,000)	Paid employees for pay period including March 12 (number)
JANESVILLE—Con.						
83	Social services	16	2 770	1 325	290	129
835	Child day care services	8	1 097	478	122	77
832, 3, 6, 9	Other social services	8	1 673	847	168	52
87 ex. 8733	Engineering, accounting, research, management, and related services (except noncommercial research organizations)	29	9 272	4 119	874	154
871	Engineering, architectural, and surveying services	4	1 815	908	203	29
872	Accounting, auditing, and bookkeeping services	16	6 418	2 740	637	113
873 ex. 8733	Research, development, and testing services (except noncommercial research organizations)	—	—	—	—	—
874	Management and public relations services	9	1 039	471	34	12
89	Services, n.e.c.	—	—	—	—	—
KENOSHA						
	Total	652	251 614	95 874	20 757	5 334
70 ex. 704	Hotels, rooming houses, camps, and other lodging places (except membership lodging)	7	(D)	(D)	(D)	CC
7011	Hotels and motels	7	(D)	(D)	(D)	CC
7011 pt.	Hotels	1	(D)	(D)	(D)	BB
7011 pt.	Motels, motor hotels, and tourist courts	6	(D)	(D)	(D)	BB
702, 3	Other lodging places	—	—	—	—	—
72	Personal services	86	12 542	4 820	1 052	440
721	Laundry, cleaning, and garment services	24	2 298	842	161	108
7211	Power laundries, family and commercial*	1	(D)	(D)	(D)	AA
7213	Linen supply*	—	—	—	—	—
7215	Coin-operated laundries and drycleaning	9	(D)	(D)	(D)	BB
7216	Drycleaning plants, except rug cleaning*	9	1 024	435	88	55
7217	Carpet and upholstery cleaning	3	(D)	(D)	(D)	AA
7218	Industrial laundriers*	1	(D)	(D)	(D)	AA
7212, 9	Other laundry, cleaning, and garment services*	1	(D)	(D)	(D)	AA
722	Photographic studios, portrait	4	733	183	38	27
723, 4	Beauty and barber shops	45	6 741	2 913	663	250
723	Beauty shops	44	(D)	(D)	(D)	CC
724	Barber shops	1	(D)	(D)	(D)	AA
725	Shoe repair shops and shoeshine parlors	1	(D)	(D)	(D)	AA
726	Funeral service and crematories	4	(D)	(D)	(D)	BB
729	Miscellaneous personal services	8	(D)	(D)	(D)	BB
73	Business services	56	12 186	5 142	1 246	538
731	Advertising	3	716	196	50	17
732	Consumer credit reporting agencies, mercantile reporting agencies, and adjustment and collection agencies	3	(D)	(D)	(D)	AA
733	Mailing, reproduction, commercial art and photography, and stenographic services	3	(D)	(D)	(D)	AA
734	Services to dwellings and other buildings	16	1 287	500	115	86
735	Miscellaneous equipment rental and leasing	2	(D)	(D)	(D)	AA
736	Personnel supply services	7	(D)	(D)	(D)	CC
737	Computer programming, data processing, and other computer related services	5	904	380	102	18
7371, 2, 3	Computer programming, prepackaged software, and integrated systems	2	(D)	(D)	(D)	AA
7374, 5, 6	Data processing services	2	(D)	(D)	(D)	AA
7377, 8, 9	Computer rental and leasing, maintenance, and related services, n.e.c.	1	(D)	(D)	(D)	AA
738	Miscellaneous business services	17	(D)	(D)	(D)	CC
75	Automotive repair, services, and parking	67	19 593	4 703	1 108	293
751	Automotive rental and leasing, without drivers	4	1 119	179	44	15
752	Automobile parking	—	—	—	—	—
753	Automotive repair shops	58	16 753	4 074	939	216
7532	Top, body, and upholstery repair shops and paint shops	15	4 842	1 373	334	65
7538	General automotive repair shops	26	7 169	1 732	401	100
7533, 4, 6, 7, 9	Other automotive repair shops	17	4 742	969	204	51
754	Automotive services, except repair	5	1 721	450	125	62
76	Miscellaneous repair services	20	4 696	1 379	327	85
762	Electrical repair shops	5	(D)	(D)	(D)	BB
7622	Radio and television repair shops	1	(D)	(D)	(D)	AA
7623, 9	Other electrical and electronic repair shops	4	(D)	(D)	(D)	AA
763	Watch, clock, and jewelry repair	—	—	—	—	—
764	Reupholstery and furniture repair	2	(D)	(D)	(D)	AA
769	Miscellaneous repair and related services	13	(D)	(D)	(D)	BB

Table 5. Summary Statistics for Firms Subject to Federal Income Tax for Places With 350 Establishments or More: 1992 — Con.

[Includes only establishments with payroll. For meaning of abbreviations and symbols, see introductory text. For explanation of terms and comparability of 1987 and 1992 censuses, see appendix A. For information on geographic areas followed by ▲, see appendix F]

SIC code	Geographic area and kind of business or operation	Establishments (number)	Receipts (\$1,000)	Annual payroll (\$1,000)	First-quarter payroll (\$1,000)	Paid employees for pay period including March 12 (number)
KENOSHA—Con.						
78, 79, 84	Amusement and recreation services, including motion pictures and museums	41	51 465	9 986	2 397	1 082
781, 2	Motion picture production, distribution, and services	1	(D)	(D)	(D)	AA
783	Motion picture theaters	3	(D)	(D)	(D)	BB
784	Video tape rental	12	(D)	(D)	(D)	BB
792	Theatrical producers (except motion picture), bands, orchestras, and entertainers	—	—	—	—	—
793	Bowling centers	3	(D)	(D)	(D)	BB
79 ex. 792, 3; 84	Commercial sports and other amusement and recreation services, including museums	22	46 081	8 795	2 100	918
80	Health services	255	115 144	55 474	11 660	2 103
801	Offices and clinics of doctors of medicine	129	59 958	31 979	6 474	686
802	Offices and clinics of dentists	71	20 342	8 110	1 578	372
803	Offices and clinics of doctors of osteopathy	2	(D)	(D)	(D)	AA
804	Offices and clinics of other health practitioners	34	(D)	(D)	(D)	CC
805	Nursing and personal care facilities	9	(D)	(D)	(D)	FF
806	Hospitals	—	—	—	—	—
807, 8, 9	Other health services	10	(D)	(D)	(D)	BB
81	Legal services	43	9 673	3 774	843	162
823, 4, 9	Selected educational services	2	(D)	(D)	(D)	AA
83	Social services	22	5 141	2 725	603	243
835	Child day care services	9	1 533	898	182	113
832, 3, 6, 9	Other social services	13	3 608	1 827	421	130
87 ex. 8733	Engineering, accounting, research, management, and related services (except noncommercial research organizations)	52	15 281	6 468	1 238	208
871	Engineering, architectural, and surveying services	11	(D)	(D)	(D)	BB
872	Accounting, auditing, and bookkeeping services	25	(D)	(D)	(D)	CC
873 ex. 8733	Research, development, and testing services (except noncommercial research organizations)	—	—	—	—	—
874	Management and public relations services	16	(D)	(D)	(D)	AA
89	Services, n.e.c.	1	(D)	(D)	(D)	AA
LA CROSSE						
	Total	463	225 006	85 349	19 536	4 948
70 ex. 704	Hotels, rooming houses, camps, and other lodging places (except membership lodging)	20	18 152	4 504	975	554
7011	Hotels and motels	18	(D)	(D)	(D)	FF
7011 pt.	Hotels	4	(D)	(D)	(D)	CC
7011 pt.	Motels, motor hotels, and tourist courts	14	(D)	(D)	(D)	EE
702, 3	Other lodging places	2	(D)	(D)	(D)	AA
72	Personal services	79	29 009	10 865	2 660	837
721	Laundry, cleaning, and garment services	14	13 979	5 042	1 250	262
7211	Power laundries, family and commercial*	—	—	—	—	—
7213	Linen supply*	1	(D)	(D)	(D)	CC
7215	Coin-operated laundries and drycleaning	8	(D)	(D)	(D)	BB
7216	Drycleaning plants, except rug cleaning*	3	(D)	(D)	(D)	BB
7217	Carpet and upholstery cleaning	2	(D)	(D)	(D)	AA
7218	Industrial laundriers*	—	—	—	—	—
7212, 9	Other laundry, cleaning, and garment services*	—	—	—	—	—
722	Photographic studios, portrait	12	(D)	(D)	(D)	BB
723, 4	Beauty and barber shops	36	4 752	1 863	461	240
723	Beauty shops	35	(D)	(D)	(D)	CC
724	Barber shops	1	(D)	(D)	(D)	AA
725	Shoe repair shops and shoeshine parlors	3	(D)	(D)	(D)	AA
726	Funeral service and crematories	7	2 151	796	155	38
729	Miscellaneous personal services	7	(D)	(D)	(D)	CC
73	Business services	83	40 851	14 225	3 213	1 028
731	Advertising	6	7 646	1 573	357	58
732	Consumer credit reporting agencies, mercantile reporting agencies, and adjustment and collection agencies	4	3 337	1 016	253	69
733	Mailing, reproduction, commercial art and photography, and stenographic services	11	(D)	(D)	(D)	BB
734	Services to dwellings and other buildings	15	2 593	1 642	360	283
735	Miscellaneous equipment rental and leasing	10	(D)	(D)	(D)	BB
736	Personnel supply services	5	(D)	(D)	(D)	CC
737	Computer programming, data processing, and other computer related services	10	9 820	4 593	1 018	162
7371, 2, 3	Computer programming, prepackaged software, and integrated systems	6	(D)	(D)	(D)	CC
7374, 5, 6	Data processing services	2	(D)	(D)	(D)	BB
7377, 8, 9	Computer rental and leasing, maintenance, and related services, n.e.c.	2	(D)	(D)	(D)	AA
738	Miscellaneous business services	22	7 316	2 098	478	199

SERVICE INDUSTRIES—GEOGRAPHIC AREA SERIES

WISCONSIN WI-35

Table 5. Summary Statistics for Firms Subject to Federal Income Tax for Places With 350 Establishments or More: 1992 — Con.

[Includes only establishments with payroll. For meaning of abbreviations and symbols, see introductory text. For explanation of terms and comparability of 1987 and 1992 censuses, see appendix A. For information on geographic areas followed by ▲, see appendix F]

SIC code	Geographic area and kind of business or operation	Establishments (number)	Receipts (\$1,000)	Annual payroll (\$1,000)	First-quarter payroll (\$1,000)	Paid employees for pay period including March 12 (number)
LA CROSSE—Con.						
75	Automotive repair, services, and parking	45	13 579	3 086	698	218
751	Automotive rental and leasing, without drivers	5	(D)	(D)	(D)	BB
752	Automobile parking	1	(D)	(D)	(D)	AA
753	Automotive repair shops	32	9 613	2 376	530	122
7532	Top, body, and upholstery repair shops and paint shops	13	4 311	1 237	259	57
7538	General automotive repair shops	7	1 654	316	74	19
7533, 4, 6, 7, 9	Other automotive repair shops	12	3 648	823	197	46
754	Automotive services, except repair	7	(D)	(D)	(D)	BB
76	Miscellaneous repair services	17	6 490	1 834	420	100
762	Electrical repair shops	6	(D)	(D)	(D)	BB
7622	Radio and television repair shops	1	(D)	(D)	(D)	AA
7623, 9	Other electrical and electronic repair shops	5	(D)	(D)	(D)	BB
763	Watch, clock, and jewelry repair	—	—	—	—	—
764	Reupholstery and furniture repair	—	—	—	—	—
769	Miscellaneous repair and related services	11	(D)	(D)	(D)	BB
78, 79, 84	Amusement and recreation services, including motion pictures and museums	34	12 694	2 953	813	566
781, 2	Motion picture production, distribution, and services	1	(D)	(D)	(D)	AA
783	Motion picture theaters	3	(D)	(D)	(D)	BB
784	Video tape rental	3	1 122	171	39	35
792	Theatrical producers (except motion picture), bands, orchestras, and entertainers	3	(D)	(D)	(D)	BB
793	Bowling centers	3	848	220	74	40
79 ex. 792, 3; 84	Commercial sports and other amusement and recreation services, including museums	21	6 480	1 556	493	371
80	Health services	81	63 810	29 255	6 354	862
801	Offices and clinics of doctors of medicine	11	38 282	18 389	3 931	441
802	Offices and clinics of dentists	42	13 634	6 420	1 320	228
803	Offices and clinics of doctors of osteopathy	—	—	—	—	—
804	Offices and clinics of other health practitioners	19	6 128	2 276	581	115
805	Nursing and personal care facilities	—	—	—	—	—
806	Hospitals	—	—	—	—	—
807, 8, 9	Other health services	9	5 766	2 170	522	78
81	Legal services	34	16 529	7 788	1 656	252
823, 4, 9	Selected educational services	3	(D)	(D)	(D)	BB
83	Social services	11	1 124	516	138	58
835	Child day care services	4	217	87	20	12
832, 3, 6, 9	Other social services	7	907	429	118	46
87 ex. 8733	Engineering, accounting, research, management, and related services (except noncommercial research organizations)	53	20 909	9 781	2 431	432
871	Engineering, architectural, and surveying services	17	8 901	4 826	1 149	153
872	Accounting, auditing, and bookkeeping services	23	9 314	3 622	889	197
873 ex. 8733	Research, development, and testing services (except noncommercial research organizations)	3	(D)	(D)	(D)	BB
874	Management and public relations services	10	(D)	(D)	(D)	BB
89	Services, n.e.c.	3	(D)	(D)	(D)	AA
MADISON						
	Total	1 667	1 327 007	555 964	126 645	23 336
70 ex. 704	Hotels, rooming houses, camps, and other lodging places (except membership lodging)	50	58 143	16 089	3 523	1 903
7011	Hotels and motels	42	55 401	15 277	3 330	1 773
7011 pt.	Hotels	11	(D)	(D)	(D)	GG
7011 pt.	Motels, motor hotels, and tourist courts	31	(D)	(D)	(D)	FF
702, 3	Other lodging places	8	2 742	812	193	130
72	Personal services	196	63 257	23 602	5 648	1 773
721	Laundry, cleaning, and garment services	31	30 048	10 740	2 600	626
7211	Power laundries, family and commercial*	1	(D)	(D)	(D)	AA
7213	Linen supply*	2	(D)	(D)	(D)	EE
7215	Coin-operated laundries and drycleaning	4	598	75	14	11
7216	Drycleaning plants, except rug cleaning*	7	5 544	2 384	503	185
7217	Carpet and upholstery cleaning	10	1 295	472	91	37
7218	Industrial launderers*	1	(D)	(D)	(D)	BB
7212, 9	Other laundry, cleaning, and garment services*	6	(D)	(D)	(D)	AA
722	Photographic studios, portrait	12	2 789	627	138	100
723, 4	Beauty and barber shops	110	20 233	9 025	2 059	669
723	Beauty shops	95	18 352	8 118	1 843	615
724	Barber shops	15	1 881	907	216	54
725	Shoe repair shops and shoeshine parlors	5	(D)	(D)	(D)	BB
726	Funeral service and crematories	5	3 405	939	214	31
729	Miscellaneous personal services	33	(D)	(D)	(D)	EE

Table 5. Summary Statistics for Firms Subject to Federal Income Tax for Places With 350 Establishments or More: 1992 — Con.

[Includes only establishments with payroll. For meaning of abbreviations and symbols, see introductory text. For explanation of terms and comparability of 1987 and 1992 censuses, see appendix A. For information on geographic areas followed by ▲, see appendix F]

SIC code	Geographic area and kind of business or operation	Establishments (number)	Receipts (\$1,000)	Annual payroll (\$1,000)	First-quarter payroll (\$1,000)	Paid employees for pay period including March 12 (number)
MADISON—Con.						
73	Business services	331	231 640	97 355	22 251	5 772
731	Advertising	29	22 094	10 355	2 421	286
732	Consumer credit reporting agencies, mercantile reporting agencies, and adjustment and collection agencies	4	5 243	1 752	464	75
733	Mailing, reproduction, commercial art and photography, and stenographic services	60	24 087	8 246	1 737	391
734	Services to dwellings and other buildings	55	13 085	6 515	1 389	855
735	Miscellaneous equipment rental and leasing	13	19 915	3 972	988	151
736	Personnel supply services	24	(D)	(D)	(D)	GG
737	Computer programming, data processing, and other computer related services	64	78 640	30 757	7 401	897
7371, 2, 3	Computer programming, prepackaged software, and integrated systems	40	(D)	(D)	(D)	EE
7374, 5, 6	Data processing services	15	(D)	(D)	(D)	EE
7377, 8, 9	Computer rental and leasing, maintenance, and related services, n.e.c.	9	(D)	(D)	(D)	BB
738	Miscellaneous business services	82	(D)	(D)	(D)	GG
75	Automotive repair, services, and parking	114	56 117	13 970	3 311	844
751	Automotive rental and leasing, without drivers	11	15 738	1 628	416	117
752	Automobile parking	1	(D)	(D)	(D)	AA
753	Automotive repair shops	78	31 415	8 820	1 995	398
7532	Top, body, and upholstery repair shops and paint shops	19	7 334	2 336	531	106
7538	General automotive repair shops	37	12 870	3 562	822	162
7533, 4, 6, 7, 9	Other automotive repair shops	22	11 211	2 922	642	130
754	Automotive services, except repair	24	(D)	(D)	(D)	EE
76	Miscellaneous repair services	49	18 010	5 870	1 304	248
762	Electrical repair shops	15	3 788	1 313	320	63
7622	Radio and television repair shops	6	(D)	(D)	(D)	BB
7623, 9	Other electrical and electronic repair shops	9	(D)	(D)	(D)	BB
763	Watch, clock, and jewelry repair	2	(D)	(D)	(D)	AA
764	Reupholstery and furniture repair	6	571	148	35	13
769	Miscellaneous repair and related services	26	(D)	(D)	(D)	CC
78, 79, 84	Amusement and recreation services, including motion pictures and museums	115	54 398	13 915	3 220	1 511
781, 2	Motion picture production, distribution, and services	10	4 597	1 487	388	75
783	Motion picture theaters	12	(D)	(D)	(D)	CC
784	Video tape rental	18	5 302	1 233	294	155
792	Theatrical producers (except motion picture), bands, orchestras, and entertainers	12	(D)	(D)	(D)	CC
793	Bowling centers	8	5 032	1 434	413	184
79 ex. 792, 3; 84	Commercial sports and other amusement and recreation services, including museums	55	27 477	6 920	1 598	791
80	Health services	306	403 018	184 718	40 734	4 850
801	Offices and clinics of doctors of medicine	105	274 591	127 885	28 404	2 407
802	Offices and clinics of dentists	76	35 552	16 752	2 977	543
803	Offices and clinics of doctors of osteopathy	1	(D)	(D)	(D)	AA
804	Offices and clinics of other health practitioners	59	16 507	5 750	1 286	241
805	Nursing and personal care facilities	24	21 293	10 419	2 510	716
806	Hospitals	1	(D)	(D)	(D)	CC
807, 8, 9	Other health services	40	(D)	(D)	(D)	FF
81	Legal services	142	128 232	56 518	11 758	1 411
823, 4, 9	Selected educational services	15	4 458	1 625	365	111
83	Social services	74	16 032	7 105	1 645	685
835	Child day care services	36	7 445	3 524	817	376
832, 3, 6, 9	Other social services	38	8 587	3 581	828	309
87 ex. 8733	Engineering, accounting, research, management, and related services (except noncommercial research organizations)	260	290 584	134 006	32 590	4 195
871	Engineering, architectural, and surveying services	83	134 615	65 254	15 667	1 706
872	Accounting, auditing, and bookkeeping services	55	55 164	25 173	6 225	878
873 ex. 8733	Research, development, and testing services (except noncommercial research organizations)	29	66 463	29 978	7 283	1 186
874	Management and public relations services	93	34 342	13 601	3 415	425
89	Services, n.e.c.	15	3 118	1 191	296	33

Table 5. Summary Statistics for Firms Subject to Federal Income Tax for Places With 350 Establishments or More: 1992 — Con.

[Includes only establishments with payroll. For meaning of abbreviations and symbols, see introductory text. For explanation of terms and comparability of 1987 and 1992 censuses, see appendix A. For information on geographic areas followed by ▲, see appendix F]

SIC code	Geographic area and kind of business or operation	Establishments (number)	Receipts (\$1,000)	Annual payroll (\$1,000)	First-quarter payroll (\$1,000)	Paid employees for pay period including March 12 (number)
MILWAUKEE ▲						
	Total	3 789	2 963 601	1 235 871	262 026	49 209
70 ex. 704	Hotels, rooming houses, camps, and other lodging places (except membership lodging)	43	93 926	26 846	6 477	2 564
7011	Hotels and motels	35	92 302	26 508	6 407	2 541
7011 pt.	Hotels	18	76 180	22 138	5 370	1 991
7011 pt.	Hotels, 25 guestrooms or more	17	(D)	(D)	(D)	GG
7011 pt.	Hotels, less than 25 guestrooms	1	(D)	(D)	(D)	AA
7011 pt.	Motels, motor hotels, and tourist courts	17	16 122	4 370	1 037	550
7011 pt.	Motels, tourist courts	11	6 442	1 606	410	207
7011 pt.	Motor hotels	6	9 680	2 764	627	343
702, 3	Other lodging places	8	1 624	338	70	23
702	Rooming and boarding houses	5	(D)	(D)	(D)	AA
703	Camps and recreational vehicle parks	3	(D)	(D)	(D)	AA
72	Personal services	447	122 067	42 224	10 594	3 318
721	Laundry, cleaning, and garment services	105	52 434	17 337	4 164	1 229
7211	Power laundries, family and commercial*	3	(D)	(D)	(D)	BB
7213	Linen supply*	3	12 515	4 559	1 096	240
7215	Coin-operated laundries and drycleaning	36	12 578	2 658	603	176
7216	Drycleaning plants, except rug cleaning*	30	11 788	5 709	1 148	473
7217	Carpet and upholstery cleaning	20	7 419	2 225	575	176
7218	Industrial laundriers*	1	(D)	(D)	(D)	BB
7212, 9	Other laundry, cleaning, and garment services*	12	(D)	(D)	(D)	BB
7212	Garment pressing, and agents for laundries and drycleaners	4	222	53	14	8
7219	Laundry and garment services, n.e.c.*	8	(D)	(D)	(D)	BB
722	Photographic studios, portrait	22	7 656	2 144	503	159
723, 4	Beauty and barber shops	233	23 656	10 288	2 416	1 053
723	Beauty shops	216	22 738	9 925	2 335	1 018
724	Barber shops	17	918	363	81	35
725	Shoe repair shops and shoeshine parlors	5	355	58	14	8
726	Funeral service and crematories	47	24 924	8 396	2 241	269
729	Miscellaneous personal services	35	13 042	4 001	1 256	600
7291	Tax return preparation services	14	3 100	1 674	716	459
7299	Miscellaneous personal services, n.e.c.	21	9 942	2 327	540	141
73	Business services	707	710 592	276 896	63 485	15 724
731	Advertising	66	58 364	27 213	5 853	653
7311	Advertising agencies	57	50 651	25 423	5 522	573
7312	Outdoor advertising services	2	(D)	(D)	(D)	BB
7313	Radio, television, publishers' advertising representatives	6	(D)	(D)	(D)	BB
7319	Advertising, n.e.c.	1	(D)	(D)	(D)	AA
732	Consumer credit reporting agencies, mercantile reporting agencies, and adjustment and collection agencies	11	15 750	3 226	773	143
7322	Adjustment and collection services	8	(D)	(D)	(D)	BB
7323	Credit reporting services	3	(D)	(D)	(D)	BB
733	Mailing, reproduction, commercial art and photography, and stenographic services	113	129 760	29 725	6 929	1 149
7331	Direct mail advertising services	12	(D)	(D)	(D)	FF
7334	Photocopying and duplicating services	9	(D)	(D)	(D)	CC
7335, 6	Commercial photography, art, and graphics	74	24 718	7 385	1 758	277
7335	Commercial photography	25	7 546	2 523	605	103
7336	Commercial art and graphic design	49	17 172	4 862	1 153	174
7338	Secretarial and court reporting services	18	(D)	(D)	(D)	CC
734	Services to dwellings and other buildings	154	36 618	20 528	4 891	2 607
7342	Disinfecting and pest control services	11	3 069	1 351	321	72
7349	Building cleaning and maintenance services, n.e.c.	143	33 549	19 177	4 570	2 535
735	Miscellaneous equipment rental and leasing	41	31 491	7 718	1 701	423
7352	Medical equipment rental and leasing	2	(D)	(D)	(D)	AA
7353	Heavy construction equipment rental and leasing	1	(D)	(D)	(D)	AA
7359	Equipment rental and leasing, n.e.c.	38	30 527	7 464	1 637	406
736	Personnel supply services	87	110 076	55 476	11 527	4 833
7361	Employment agencies	26	7 642	3 989	850	167
7363	Help supply services	61	102 434	51 487	10 677	4 666
7363 pt.	Temporary help supply	48	92 280	45 443	9 259	4 255
7363 pt.	Help supply, except temporary	13	10 154	6 044	1 418	411
737	Computer programming, data processing, and other computer related services	88	143 321	63 936	15 492	1 413
7371, 2, 3	Computer programming, prepackaged software, and integrated systems	56	76 171	29 772	6 823	530
7371	Computer programming services	37	(D)	(D)	(D)	EE
7372	Prepackaged software	8	(D)	(D)	(D)	BB
7373	Computer integrated systems	11	41 329	13 788	3 126	175
7374, 5, 6	Data processing services	18	63 162	33 093	8 424	839
7374, 5	Computer processing, information retrieval	17	(D)	(D)	(D)	FF
7376	Computer facilities management services	1	(D)	(D)	(D)	CC
7377, 8, 9	Computer rental and leasing, maintenance, and related services, n.e.c.	14	3 988	1 071	245	44
7377	Computer rental and leasing	—	—	—	—	—
7378	Computer maintenance and repair	4	1 421	797	197	23
7379	Computer related services, n.e.c.	10	2 567	274	48	21

Table 5. Summary Statistics for Firms Subject to Federal Income Tax for Places With 350 Establishments or More: 1992 — Con.

[Includes only establishments with payroll. For meaning of abbreviations and symbols, see introductory text. For explanation of terms and comparability of 1987 and 1992 censuses, see appendix A. For information on geographic areas followed by ▲, see appendix F]

SIC code	Geographic area and kind of business or operation	Establishments (number)	Receipts (\$1,000)	Annual payroll (\$1,000)	First-quarter payroll (\$1,000)	Paid employees for pay period including March 12 (number)
MILWAUKEE ▲— Con.						
73	Business services—Con.					
738	Miscellaneous business services	147	185 212	69 074	16 319	4 503
7381, 2	Detective agencies and protective services	37	45 049	25 380	6 218	2 185
7381	Detective, guard, and armored car services	28	27 880	19 660	4 742	1 976
7382	Security systems services	9	17 189	5 720	1 476	209
7383	News syndicates	3	(D)	(D)	(D)	BB
7384	Photofinishing laboratories*	11	12 297	3 060	771	171
7389	Business services, n.e.c.	96	(D)	(D)	(D)	GG
7389 pt.	Sign painting shops	7	(D)	(D)	(D)	AA
7389 pt.	Interior designing	9	3 335	652	134	37
7389 pt.	Telephone answering services	1	(D)	(D)	(D)	BB
7389 pt.	Other business services	79	118 382	38 237	8 753	2 025
75	Automotive repair, services, and parking	421	210 438	45 978	11 236	2 667
751	Automotive rental and leasing, without drivers	39	77 562	8 961	2 159	450
7513	Truck rental and leasing, without drivers	13	(D)	(D)	(D)	CC
7514, 5	Passenger car rental and leasing	20	53 493	6 121	1 495	316
7514	Passenger car rental	13	33 223	4 679	1 071	264
7515	Passenger car leasing	7	20 270	1 442	424	52
7519	Utility trailer and recreational vehicle rental	6	(D)	(D)	(D)	AA
752	Automobile parking	71	21 364	3 314	859	293
753	Automotive repair shops	249	88 653	26 593	6 460	1 287
7532	Top, body, and upholstery repair shops and paint shops	67	22 635	8 156	2 122	385
7532 pt.	Top and body repair shops	58	20 129	7 152	1 874	335
7532 pt.	Paint shops	9	2 506	1 004	248	50
7538	General automotive repair shops	128	40 209	11 312	2 652	584
7538 pt.	General automotive repair shops, except diesel	119	33 993	9 066	2 176	497
7538 pt.	Diesel repair shops	9	6 216	2 246	476	87
7533, 4, 6, 7, 9	Other automotive repair shops	54	25 809	7 125	1 686	318
7533	Automotive exhaust system repair shops	17	10 911	2 875	615	119
7534	Tire retreading and repair shops	2	(D)	(D)	(D)	AA
7536	Automotive glass replacement shops	9	3 112	806	198	40
7537	Automotive transmission repair shops	10	5 452	1 898	481	76
7539	Automotive repair shops, n.e.c.	16	(D)	(D)	(D)	BB
7539 pt.	Radiator repair	4	856	274	66	14
7539 pt.	Brake, front end, and wheel alignment	5	3 346	642	177	38
7539 pt.	Automotive electrical and fuel system services	6	1 867	536	133	28
7539 pt.	Other automotive repair shops, n.e.c.	1	(D)	(D)	(D)	AA
754	Automotive services, except repair	62	22 859	7 110	1 758	637
7542	Carwashes	28	6 635	2 723	705	311
7549	Automotive services, except repair and carwashes	34	16 224	4 387	1 053	326
76	Miscellaneous repair services	121	41 789	13 084	3 071	633
762	Electrical repair shops	39	9 838	2 977	677	157
7622	Radio and television repair shops	14	3 815	1 286	298	75
7623, 9	Other electrical and electronic repair shops	25	6 023	1 691	379	82
7623	Refrigeration and air-conditioning service and repair shops	5	(D)	(D)	(D)	AA
7629	Electrical and electronic repair shops, n.e.c.	20	(D)	(D)	(D)	BB
763	Watch, clock, and jewelry repair	6	336	124	30	12
764	Reupholstery and furniture repair	19	3 466	988	210	70
769	Miscellaneous repair and related services	57	28 149	8 995	2 154	394
7692	Welding repair	1	(D)	(D)	(D)	AA
7694	Armature rewinding shops	4	(D)	(D)	(D)	BB
7699	Repair shops and related services, n.e.c.	52	(D)	(D)	(D)	EE
78, 79, 84	Amusement and recreation services, including motion pictures and museums	188	183 641	82 629	12 650	2 705
781, 2	Motion picture production, distribution, and services	24	13 946	3 943	902	144
783	Motion picture theaters	13	14 171	1 835	428	258
7832	Motion picture theaters, except drive-in	13	14 171	1 835	428	258
7833	Drive-in motion picture theaters	—	—	—	—	—
784	Video tape rental	27	8 683	1 929	431	231
792	Theatrical producers (except motion picture), bands, orchestras, and entertainers	28	10 624	2 498	465	241
7922	Theatrical producers (except motion picture) and miscellaneous theatrical services	12	7 082	1 278	258	136
7929	Bands, orchestras, actors, and other entertainers and entertainment groups	16	3 542	1 220	207	105
793	Bowling centers	32	13 617	4 285	1 207	653
79 ex. 792, 3, 84	Commercial sports and other amusement and recreation services, including museums	64	122 600	68 139	9 217	1 178
794	Commercial sports	5	(D)	(D)	(D)	EE
7941	Professional sports clubs, managers, promoters	5	(D)	(D)	(D)	EE
7948	Racing, including track operation	—	—	—	—	—
79 ex. 792, 3, 4, 84	Other amusement and recreation services, including museums	59	(D)	(D)	(D)	FF
791	Dance studios, schools, and halls	8	557	191	36	32
7991	Physical fitness facilities	10	5 263	1 128	280	133
7992	Public golf courses	—	—	—	—	—
7993	Coin-operated amusement devices	11	5 809	1 093	261	73
7996	Amusement parks	—	—	—	—	—
7997	Membership sports and recreation clubs	1	(D)	(D)	(D)	AA
7999, 84	Amusement and recreation services, including museums, n.e.c.	29	(D)	(D)	(D)	FF
7999 pt.	Concession operators of amusement devices and rides	2	(D)	(D)	(D)	AA
7999 pt.	Carnivals, circuses, and fairs	2	(D)	(D)	(D)	AA
7999 pt., 84	Other recreation and amusements, including museums	25	(D)	(D)	(D)	FF

Table 5. Summary Statistics for Firms Subject to Federal Income Tax for Places With 350 Establishments or More: 1992 — Con.

[Includes only establishments with payroll. For meaning of abbreviations and symbols, see introductory text. For explanation of terms and comparability of 1987 and 1992 censuses, see appendix A. For information on geographic areas followed by ▲, see appendix F]

SIC code	Geographic area and kind of business or operation	Establishments (number)	Receipts (\$1,000)	Annual payroll (\$1,000)	First-quarter payroll (\$1,000)	Paid employees for pay period including March 12 (number)
MILWAUKEE ▲—Con.						
80	Health services	896	682 715	356 534	71 414	10 552
801	Offices and clinics of doctors of medicine	453	370 799	223 546	40 349	3 191
8011 pt.	Offices of doctors of medicine	444	357 495	216 695	39 300	3 062
8011 pt.	General medical clinics	9	13 304	6 851	1 049	129
802	Offices and clinics of dentists	217	64 820	22 263	4 893	1 018
803	Offices and clinics of doctors of osteopathy	11	5 256	2 428	517	58
804	Offices and clinics of other health practitioners	113	25 543	10 329	2 268	503
8041	Offices and clinics of chiropractors	36	6 921	2 232	421	110
8042	Offices and clinics of optometrists	21	5 176	1 712	359	97
8043	Offices and clinics of podiatrists	15	3 038	1 143	249	51
8049	Offices and clinics of health practitioners, n.e.c.	41	10 408	5 242	1 239	245
805	Nursing and personal care facilities	32	115 807	59 170	14 299	3 865
8051	Skilled nursing care facilities	25	107 669	54 863	13 226	3 505
8052	Intermediate care facilities	5	(D)	(D)	(D)	CC
8059	Nursing and personal care facilities, n.e.c.	2	(D)	(D)	(D)	CC
806	Hospitals	1	(D)	(D)	(D)	AA
8062	General medical and surgical hospitals	—	—	—	—	—
8063, 9	Specialty hospitals	1	(D)	(D)	(D)	AA
807, 8, 9	Other health services	69	(D)	(D)	(D)	GG
807	Medical and dental laboratories	29	52 081	17 591	4 226	775
8071	Medical laboratories	15	47 468	15 374	3 676	655
8072	Dental laboratories	14	4 613	2 217	550	120
808	Home health care services	7	16 859	9 605	2 401	619
809	Miscellaneous health and allied services, n.e.c.	33	(D)	(D)	(D)	FF
8092	Kidney dialysis centers	2	(D)	(D)	(D)	AA
8093	Specialty outpatient facilities, n.e.c.	18	14 742	6 278	1 429	267
8099	Health and allied services, n.e.c.	13	(D)	(D)	(D)	CC
81	Legal services	441	494 701	223 635	43 231	4 855
823, 4, 9	Selected educational services	22	(D)	(D)	(D)	CC
823	Libraries	—	—	—	—	—
824	Vocational schools	7	1 488	407	101	65
829	Schools and educational services, n.e.c.	15	(D)	(D)	(D)	CC
83	Social services	106	34 251	15 501	3 383	1 256
835	Child day care services	50	9 343	4 276	918	421
832, 3, 6, 9	Other social services	56	24 908	11 225	2 465	835
87 ex. 8733	Engineering, accounting, research, management, and related services (except noncommercial research organizations)	380	379 575	148 612	35 643	4 690
871	Engineering, architectural, and surveying services	105	162 191	60 691	14 380	1 585
8711	Engineering services	64	135 348	50 161	11 881	1 239
8712	Architectural services	35	26 266	10 281	2 457	327
8713	Surveying services	6	577	249	42	19
872	Accounting, auditing, and bookkeeping services	105	129 612	51 498	12 400	1 682
873 ex. 8733	Research, development, and testing services (except noncommercial research organizations)	15	8 110	3 739	891	262
8731	Commercial physical and biological research	—	—	—	—	—
8732	Commercial economic, sociological, and educational research	11	5 188	2 201	515	204
8734	Testing laboratories	4	2 922	1 538	376	58
874	Management and public relations services	155	79 662	32 684	7 972	1 161
8741	Management services	38	25 762	10 796	2 704	487
8742	Management consulting services	76	32 232	13 489	3 242	357
8743	Public relations services	22	14 181	5 447	1 336	168
8744	Facilities support management services	1	(D)	(D)	(D)	AA
8748	Business consulting services, n.e.c.	18	(D)	(D)	(D)	CC
89	Services, n.e.c.	17	(D)	(D)	(D)	BB
OSHKOSH						
	Total	425	166 333	69 034	14 581	4 330
70 ex. 704	Hotels, rooming houses, camps, and other lodging places (except membership lodging)	11	15 418	4 607	1 002	531
7011	Hotels and motels	10	(D)	(D)	(D)	FF
7011 pt.	Hotels	2	(D)	(D)	(D)	EE
7011 pt.	Motels, motor hotels, and tourist courts	8	(D)	(D)	(D)	CC
702, 3	Other lodging places	1	(D)	(D)	(D)	AA

Table 5. Summary Statistics for Firms Subject to Federal Income Tax for Places With 350 Establishments or More: 1992 — Con.

[Includes only establishments with payroll. For meaning of abbreviations and symbols, see introductory text. For explanation of terms and comparability of 1987 and 1992 censuses, see appendix A. For information on geographic areas followed by ▲, see appendix F.]

SIC code	Geographic area and kind of business or operation	Establishments (number)	Receipts (\$1,000)	Annual payroll (\$1,000)	First-quarter payroll (\$1,000)	Paid employees for pay period including March 12 (number)
	OSHKOSH—Con.					
72	Personal services -----	82	10 855	4 374	1 036	396
721	Laundry, cleaning, and garment services -----	19	(D)	(D)	(D)	BB
7211	Power laundries, family and commercial* -----	—	—	—	—	—
7213	Linen supply* -----	—	—	—	—	—
7215	Coin-operated laundries and drycleaning -----	3	(D)	(D)	(D)	AA
7216	Drycleaning plants, except rug cleaning* -----	5	(D)	(D)	(D)	BB
7217	Carpet and upholstery cleaning -----	4	(D)	(D)	(D)	AA
7218	Industrial laundriers* -----	1	(D)	(D)	(D)	AA
7212, 9	Other laundry, cleaning, and garment services* -----	6	(D)	(D)	(D)	AA
722	Photographic studios, portrait -----	5	380	64	14	8
723, 4	Beauty and barber shops -----	41	4 851	2 252	545	232
723	Beauty shops -----	40	(D)	(D)	(D)	CC
724	Barber shops -----	1	(D)	(D)	(D)	AA
725	Shoe repair shops and shoeshine parlors -----	1	(D)	(D)	(D)	AA
726	Funeral service and crematories -----	7	2 705	902	195	42
729	Miscellaneous personal services -----	9	(D)	(D)	(D)	BB
73	Business services -----	75	31 068	14 607	3 076	1 340
731	Advertising -----	7	(D)	(D)	(D)	BB
732	Consumer credit reporting agencies, mercantile reporting agencies, and adjustment and collection agencies -----	3	475	231	50	12
733	Mailing, reproduction, commercial art and photography, and stenographic services -----	14	3 870	1 028	247	62
734	Services to dwellings and other buildings -----	16	2 727	1 440	278	154
735	Miscellaneous equipment rental and leasing -----	5	(D)	(D)	(D)	BB
736	Personnel supply services -----	8	9 245	6 009	1 107	703
737	Computer programming, data processing, and other computer related services -----	5	1 883	703	133	22
7371, 2, 3	Computer programming, prepackaged software, and integrated systems -----	3	(D)	(D)	(D)	AA
7374, 5, 6	Data processing services -----	1	(D)	(D)	(D)	AA
7377, 8, 9	Computer rental and leasing, maintenance, and related services, n.e.c. -----	1	(D)	(D)	(D)	AA
738	Miscellaneous business services -----	17	5 921	2 784	657	250
75	Automotive repair, services, and parking -----	41	12 427	3 816	935	246
751	Automotive rental and leasing, without drivers -----	5	846	162	30	13
752	Automobile parking -----	—	—	—	—	—
753	Automotive repair shops -----	30	10 143	3 201	796	160
7532	Top, body, and upholstery repair shops and paint shops -----	10	2 098	752	163	39
7538	General automotive repair shops -----	16	7 092	2 200	565	107
7533, 4, 6, 7, 9	Other automotive repair shops -----	4	953	249	68	14
754	Automotive services, except repair -----	6	1 438	453	109	73
76	Miscellaneous repair services -----	11	2 841	1 580	389	134
762	Electrical repair shops -----	4	(D)	(D)	(D)	CC
7622	Radio and television repair shops -----	—	—	—	—	—
7623, 9	Other electrical and electronic repair shops -----	4	(D)	(D)	(D)	CC
763	Watch, clock, and jewelry repair -----	1	(D)	(D)	(D)	AA
764	Reupholstery and furniture repair -----	2	(D)	(D)	(D)	AA
769	Miscellaneous repair and related services -----	4	868	189	41	17
78, 79, 84	Amusement and recreation services, including motion pictures and museums -----	30	6 584	1 283	280	208
781, 2	Motion picture production, distribution, and services -----	1	(D)	(D)	(D)	AA
783	Motion picture theaters -----	2	(D)	(D)	(D)	BB
784	Video tape rental -----	6	858	190	52	37
792	Theatrical producers (except motion picture), bands, orchestras, and entertainers -----	3	(D)	(D)	(D)	AA
793	Bowling centers -----	4	1 285	341	99	79
79 ex. 792, 3, 84	Commercial sports and other amusement and recreation services, including museums -----	14	2 677	643	100	64
80	Health services -----	112	67 918	32 120	6 383	1 125
801	Offices and clinics of doctors of medicine -----	46	35 789	17 312	3 451	365
802	Offices and clinics of dentists -----	33	12 717	6 020	1 123	210
803	Offices and clinics of doctors of osteopathy -----	1	(D)	(D)	(D)	AA
804	Offices and clinics of other health practitioners -----	22	6 355	2 166	385	106
805	Nursing and personal care facilities -----	1	(D)	(D)	(D)	CC
806	Hospitals -----	—	—	—	—	—
807, 8, 9	Other health services -----	9	(D)	(D)	(D)	CC
81	Legal services -----	19	8 379	2 879	566	119
823, 4, 9	Selected educational services -----	2	(D)	(D)	(D)	AA
83	Social services -----	11	1 700	777	131	68
835	Child day care services -----	5	626	370	71	39
832, 3, 6, 9	Other social services -----	6	1 074	407	60	29

Table 5. Summary Statistics for Firms Subject to Federal Income Tax for Places With 350 Establishments or More: 1992 — Con.

[Includes only establishments with payroll. For meaning of abbreviations and symbols, see introductory text. For explanation of terms and comparability of 1987 and 1992 censuses, see appendix A. For information on geographic areas followed by ▲, see appendix F]

SIC code	Geographic area and kind of business or operation	Establishments (number)	Receipts (\$1,000)	Annual payroll (\$1,000)	First-quarter payroll (\$1,000)	Paid employees for pay period including March 12 (number)
	OSHKOSH—Con.					
87 ex. 8733	Engineering, accounting, research, management, and related services (except noncommercial research organizations) -----	30	8 951	2 922	764	155
871	Engineering, architectural, and surveying services -----	7	1 487	535	119	20
872	Accounting, auditing, and bookkeeping services -----	17	6 806	2 174	603	115
873 ex. 8733	Research, development, and testing services (except noncommercial research organizations) -----	1	(D)	(D)	(D)	AA
874	Management and public relations services -----	5	(D)	(D)	(D)	AA
89	Services, n.e.c. -----	1	(D)	(D)	(D)	AA
	RACINE					
	Total -----	670	332 673	145 507	31 054	8 141
70 ex. 704	Hotels, rooming houses, camps, and other lodging places (except membership lodging) -----	6	(D)	(D)	(D)	BB
7011	Hotels and motels -----	5	3 215	601	108	93
7011 pt. 7011 pt.	Hotels -----	—	—	—	—	—
	Motels, motor hotels, and tourist courts -----	5	3 215	601	108	93
702, 3	Other lodging places -----	1	(D)	(D)	(D)	AA
72	Personal services -----	101	18 522	6 738	1 637	714
721	Laundry, cleaning, and garment services -----	23	4 057	1 519	345	150
7211	Power laundries, family and commercial* -----	1	(D)	(D)	(D)	AA
7213	Linen supply* -----	—	—	—	—	—
7215	Coin-operated laundries and drycleaning -----	3	(D)	(D)	(D)	BB
7216	Drycleaning plants, except rug cleaning* -----	11	(D)	(D)	(D)	BB
7217	Carpet and upholstery cleaning -----	7	(D)	(D)	(D)	BB
7218	Industrial laundries* -----	—	—	—	—	—
7212, 9	Other laundry, cleaning, and garment services* -----	1	(D)	(D)	(D)	AA
722	Photographic studios, portrait -----	4	914	255	59	33
723, 4	Beauty and barber shops -----	54	6 506	2 887	680	273
723	Beauty shops -----	48	5 983	2 738	645	261
724	Barber shops -----	6	523	149	35	12
725	Shoe repair shops and shoeshine parlors -----	—	—	—	—	—
726	Funeral service and crematories -----	8	4 201	1 053	201	28
729	Miscellaneous personal services -----	12	2 844	1 024	352	230
73	Business services -----	113	80 270	38 492	8 613	3 660
731	Advertising -----	4	(D)	(D)	(D)	BB
732	Consumer credit reporting agencies, mercantile reporting agencies, and adjustment and collection agencies -----	4	(D)	(D)	(D)	BB
733	Mailing, reproduction, commercial art and photography, and stenographic services -----	14	(D)	(D)	(D)	BB
734	Services to dwellings and other buildings -----	27	10 236	4 794	1 096	538
735	Miscellaneous equipment rental and leasing -----	8	(D)	(D)	(D)	BB
736	Personnel supply services -----	15	(D)	(D)	(D)	GG
737	Computer programming, data processing, and other computer related services -----	11	2 348	1 039	259	59
7371, 2, 3	Computer programming, prepackaged software, and integrated systems -----	6	(D)	(D)	(D)	BB
7374, 5, 6	Data processing services -----	2	(D)	(D)	(D)	AA
7377, 8, 9	Computer rental and leasing, maintenance, and related services, n.e.c. -----	3	(D)	(D)	(D)	AA
738	Miscellaneous business services -----	30	33 566	11 568	2 514	824
75	Automotive repair, services, and parking -----	61	22 742	6 938	1 623	387
751	Automotive rental and leasing, without drivers -----	4	(D)	(D)	(D)	AA
752	Automobile parking -----	—	—	—	—	—
753	Automotive repair shops -----	45	17 083	5 497	1 262	252
7532	Top, body, and upholstery repair shops and paint shops -----	14	8 000	3 086	697	128
7538	General automotive repair shops -----	21	4 651	1 159	285	66
7533, 4, 6, 7, 9	Other automotive repair shops -----	10	4 432	1 252	280	58
754	Automotive services, except repair -----	12	(D)	(D)	(D)	CC
76	Miscellaneous repair services -----	24	8 657	2 708	657	123
762	Electrical repair shops -----	5	(D)	(D)	(D)	BB
7622	Radio and television repair shops -----	—	—	—	—	—
7623, 9	Other electrical and electronic repair shops -----	5	(D)	(D)	(D)	BB
763	Watch, clock, and jewelry repair -----	—	—	—	—	—
764	Reupholstery and furniture repair -----	2	(D)	(D)	(D)	AA
769	Miscellaneous repair and related services -----	17	6 770	2 190	531	96
78, 79, 84	Amusement and recreation services, including motion pictures and museums -----	30	9 477	1 724	406	250
781, 2	Motion picture production, distribution, and services -----	—	—	—	—	—
783	Motion picture theaters -----	3	(D)	(D)	(D)	BB
784	Video tape rental -----	11	(D)	(D)	(D)	BB
792	Theatrical producers (except motion picture), bands, orchestras, and entertainers -----	—	—	—	—	—
793	Bowling centers -----	6	2 092	517	140	81
79 ex. 792, 3, 84	Commercial sports and other amusement and recreation services, including museums -----	10	2 737	665	125	77

Table 5. Summary Statistics for Firms Subject to Federal Income Tax for Places With 350 Establishments or More: 1992 — Con.

[Includes only establishments with payroll. For meaning of abbreviations and symbols, see introductory text. For explanation of terms and comparability of 1987 and 1992 censuses, see appendix A. For information on geographic areas followed by ▲, see appendix F]

SIC code	Geographic area and kind of business or operation	Establishments (number)	Receipts (\$1,000)	Annual payroll (\$1,000)	First-quarter payroll (\$1,000)	Paid employees for pay period including March 12 (number)
RACINE—Con.						
80	Health services	175	127 459	58 866	12 279	1 647
801	Offices and clinics of doctors of medicine	94	95 658	44 823	9 126	919
802	Offices and clinics of dentists	43	11 309	4 535	937	191
803	Offices and clinics of doctors of osteopathy	1	(D)	(D)	(D)	AA
804	Offices and clinics of other health practitioners	26	9 316	4 032	886	157
805	Nursing and personal care facilities	1	(D)	(D)	(D)	BB
806	Hospitals	—	—	—	—	—
807, 8, 9	Other health services	10	(D)	(D)	(D)	EE
81	Legal services	64	22 767	12 564	2 021	331
823, 4, 9	Selected educational services	4	(D)	(D)	(D)	AA
83	Social services	28	8 627	3 860	1 041	330
835	Child day care services	6	1 235	698	236	113
832, 3, 6, 9	Other social services	22	7 392	3 162	805	217
87 ex. 8733	Engineering, accounting, research, management, and related services (except noncommercial research organizations)	61	29 140	12 540	2 569	583
871	Engineering, architectural, and surveying services	16	(D)	(D)	(D)	BB
872	Accounting, auditing, and bookkeeping services	21	8 090	3 002	728	123
873 ex. 8733	Research, development, and testing services (except noncommercial research organizations)	2	(D)	(D)	(D)	BB
874	Management and public relations services	22	12 599	6 092	1 110	283
89	Services, n.e.c.	3	(D)	(D)	(D)	AA
SHEBOYGAN						
	Total	370	231 825	100 227	22 898	4 665
70 ex. 704	Hotels, rooming houses, camps, and other lodging places (except membership lodging)	6	(D)	(D)	(D)	CC
7011	Hotels and motels	6	(D)	(D)	(D)	CC
7011 pt.	Hotels	1	(D)	(D)	(D)	BB
7011 pt.	Motels, motor hotels, and tourist courts	5	(D)	(D)	(D)	BB
702, 3	Other lodging places	—	—	—	—	—
72	Personal services	64	8 769	3 231	824	417
721	Laundry, cleaning, and garment services	7	614	157	31	27
7211	Power laundries, family and commercial*	—	—	—	—	—
7213	Linen supply*	1	(D)	(D)	(D)	AA
7215	Coin-operated laundries and drycleaning	2	(D)	(D)	(D)	AA
7216	Drycleaning plants, except rug cleaning*	2	(D)	(D)	(D)	AA
7217	Carpet and upholstery cleaning	2	(D)	(D)	(D)	AA
7218	Industrial launderers*	—	—	—	—	—
7212, 9	Other laundry, cleaning, and garment services*	—	—	—	—	—
722	Photographic studios, portrait	4	(D)	(D)	(D)	AA
723, 4	Beauty and barber shops	39	4 158	1 799	418	193
723	Beauty shops	37	(D)	(D)	(D)	CC
724	Barber shops	2	(D)	(D)	(D)	AA
725	Shoe repair shops and shoeshine parlors	—	—	—	—	—
726	Funeral service and crematories	6	(D)	(D)	(D)	BB
729	Miscellaneous personal services	8	(D)	(D)	(D)	CC
73	Business services	43	29 397	15 145	3 650	877
731	Advertising	2	(D)	(D)	(D)	BB
732	Consumer credit reporting agencies, mercantile reporting agencies, and adjustment and collection agencies	2	(D)	(D)	(D)	AA
733	Mailing, reproduction, commercial art and photography, and stenographic services	3	(D)	(D)	(D)	BB
734	Services to dwellings and other buildings	16	3 407	1 739	409	235
735	Miscellaneous equipment rental and leasing	1	(D)	(D)	(D)	AA
736	Personnel supply services	6	(D)	(D)	(D)	EE
737	Computer programming, data processing, and other computer related services	3	(D)	(D)	(D)	CC
7371, 2, 3	Computer programming, prepackaged software, and integrated systems	3	(D)	(D)	(D)	CC
7374, 5, 6	Data processing services	—	—	—	—	—
7377, 8, 9	Computer rental and leasing, maintenance, and related services, n.e.c.	—	—	—	—	—
738	Miscellaneous business services	10	(D)	(D)	(D)	BB
75	Automotive repair, services, and parking	31	9 802	1 910	459	140
751	Automotive rental and leasing, without drivers	3	2 555	350	89	17
752	Automobile parking	—	—	—	—	—
753	Automotive repair shops	21	(D)	(D)	(D)	BB
7532	Top, body, and upholstery repair shops and paint shops	5	2 002	570	134	30
7538	General automotive repair shops	10	2 529	367	90	26
7533, 4, 6, 7, 9	Other automotive repair shops	6	(D)	(D)	(D)	AA
754	Automotive services, except repair	7	(D)	(D)	(D)	BB

Table 5. Summary Statistics for Firms Subject to Federal Income Tax for Places With 350 Establishments or More: 1992 — Con.

[Includes only establishments with payroll. For meaning of abbreviations and symbols, see introductory text. For explanation of terms and comparability of 1987 and 1992 censuses, see appendix A. For information on geographic areas followed by ▲, see appendix F]

SIC code	Geographic area and kind of business or operation	Establishments (number)	Receipts (\$1,000)	Annual payroll (\$1,000)	First-quarter payroll (\$1,000)	Paid employees for pay period including March 12 (number)
SHEBOYGAN—Con.						
76	Miscellaneous repair services -----	19	10 345	1 780	465	103
762	Electrical repair shops -----	3	(D)	(D)	(D)	BB
7622	Radio and television repair shops -----	1	(D)	(D)	(D)	AA
7623, 9	Other electrical and electronic repair shops -----	2	(D)	(D)	(D)	BB
763	Watch, clock, and jewelry repair -----	—	—	—	—	—
764	Reupholstery and furniture repair -----	2	(D)	(D)	(D)	AA
769	Miscellaneous repair and related services -----	14	(D)	(D)	(D)	BB
78, 79, 84	Amusement and recreation services, including motion pictures and museums -----	21	11 328	2 621	614	319
781, 2	Motion picture production, distribution, and services -----	3	(D)	(D)	(D)	CC
783	Motion picture theaters -----	2	(D)	(D)	(D)	BB
784	Video tape rental -----	2	(D)	(D)	(D)	AA
792	Theatrical producers (except motion picture), bands, orchestras, and entertainers -----	2	(D)	(D)	(D)	AA
793	Bowling centers -----	5	(D)	(D)	(D)	CC
79 ex. 792, 3, 84	Commercial sports and other amusement and recreation services, including museums -----	7	641	136	30	25
80	Health services -----	95	76 270	36 534	7 601	1 492
801	Offices and clinics of doctors of medicine -----	30	45 809	20 875	4 405	628
802	Offices and clinics of dentists -----	26	10 444	5 812	1 045	201
803	Offices and clinics of doctors of osteopathy -----	1	(D)	(D)	(D)	AA
804	Offices and clinics of other health practitioners -----	23	(D)	(D)	(D)	BB
805	Nursing and personal care facilities -----	4	(D)	(D)	(D)	EE
806	Hospitals -----	—	—	—	—	—
807, 8, 9	Other health services -----	11	4 765	2 497	442	139
81	Legal services -----	24	7 578	2 627	551	116
823, 4, 9	Selected educational services -----	2	(D)	(D)	(D)	AA
83	Social services -----	29	(D)	(D)	(D)	EE
835	Child day care services -----	7	(D)	(D)	(D)	CC
832, 3, 6, 9	Other social services -----	22	(D)	(D)	(D)	CC
87 ex. 8733	Engineering, accounting, research, management, and related services (except noncommercial research organizations) -----	36	69 834	33 083	7 982	807
871	Engineering, architectural, and surveying services -----	16	(D)	(D)	(D)	FF
872	Accounting, auditing, and bookkeeping services -----	9	6 296	2 984	718	125
873 ex. 8733	Research, development, and testing services (except noncommercial research organizations) -----	1	(D)	(D)	(D)	AA
874	Management and public relations services -----	10	(D)	(D)	(D)	AA
89	Services, n.e.c. -----	—	—	—	—	—
WAUKESHA						
	Total -----	662	379 824	145 141	31 519	6 398
70 ex. 704	Hotels, rooming houses, camps, and other lodging places (except membership lodging) -----	7	6 531	1 566	353	218
7011	Hotels and motels -----	6	(D)	(D)	(D)	CC
7011 pt.	Hotels -----	2	(D)	(D)	(D)	BB
7011 pt.	Motels, motor hotels, and tourist courts -----	4	(D)	(D)	(D)	CC
702, 3	Other lodging places -----	1	(D)	(D)	(D)	BB
72	Personal services -----	71	11 771	4 540	1 085	482
721	Laundry, cleaning, and garment services -----	22	4 105	1 469	342	153
7211	Power laundries, family and commercial* -----	2	(D)	(D)	(D)	BB
7213	Linen supply* -----	1	(D)	(D)	(D)	BB
7215	Coin-operated laundries and drycleaning -----	5	263	66	17	13
7216	Drycleaning plants, except rug cleaning* -----	7	1 314	424	101	48
7217	Carpet and upholstery cleaning -----	4	604	132	28	16
7218	Industrial laundriers* -----	—	—	—	—	—
7212, 9	Other laundry, cleaning, and garment services* -----	3	(D)	(D)	(D)	AA
722	Photographic studios, portrait -----	6	1 003	253	57	23
723, 4	Beauty and barber shops -----	29	4 009	1 939	469	205
723	Beauty shops -----	28	(D)	(D)	(D)	CC
724	Barber shops -----	1	(D)	(D)	(D)	AA
725	Shoe repair shops and shoeshine parlors -----	1	(D)	(D)	(D)	AA
726	Funeral service and crematories -----	3	1 908	606	126	22
729	Miscellaneous personal services -----	10	(D)	(D)	(D)	BB

Table 5. Summary Statistics for Firms Subject to Federal Income Tax for Places With 350 Establishments or More: 1992 — Con.

[Includes only establishments with payroll. For meaning of abbreviations and symbols, see introductory text. For explanation of terms and comparability of 1987 and 1992 censuses, see appendix A. For information on geographic areas followed by ▲, see appendix F]

SIC code	Geographic area and kind of business or operation	Establishments (number)	Receipts (\$1,000)	Annual payroll (\$1,000)	First-quarter payroll (\$1,000)	Paid employees for pay period including March 12 (number)
WAUKESHA—Con.						
73	Business services	140	108 250	35 697	8 438	1 899
731	Advertising	4	(D)	(D)	(D)	AA
732	Consumer credit reporting agencies, mercantile reporting agencies, and adjustment and collection agencies	3	3 258	1 473	298	88
733	Mailing, reproduction, commercial art and photography, and stenographic services	16	5 099	1 911	435	119
734	Services to dwellings and other buildings	33	6 386	2 699	562	299
735	Miscellaneous equipment rental and leasing	8	6 568	1 156	264	70
736	Personnel supply services	14	27 280	7 044	1 908	508
737	Computer programming, data processing, and other computer related services	25	34 617	13 832	3 184	436
7371, 2, 3	Computer programming, prepackaged software, and integrated systems	17	24 493	9 619	2 110	202
7374, 5, 6	Data processing services	1	(D)	(D)	(D)	BB
7377, 8, 9	Computer rental and leasing, maintenance, and related services, n.e.c.	7	(D)	(D)	(D)	CC
738	Miscellaneous business services	37	(D)	(D)	(D)	EE
75	Automotive repair, services, and parking	65	42 511	8 615	2 051	436
751	Automotive rental and leasing, without drivers	2	(D)	(D)	(D)	BB
752	Automobile parking	—	—	—	—	—
753	Automotive repair shops	52	17 771	5 209	1 270	243
7532	Top, body, and upholstery repair shops and paint shops	12	5 947	1 947	469	82
7538	General automotive repair shops	27	7 264	1 992	512	105
7533, 4, 6, 7, 9	Other automotive repair shops	13	4 560	1 270	289	56
754	Automotive services, except repair	11	(D)	(D)	(D)	BB
76	Miscellaneous repair services	33	11 384	3 427	888	159
762	Electrical repair shops	7	2 400	665	184	36
7622	Radio and television repair shops	2	(D)	(D)	(D)	BB
7623, 9	Other electrical and electronic repair shops	5	(D)	(D)	(D)	AA
763	Watch, clock, and jewelry repair	—	—	—	—	—
764	Reupholstery and furniture repair	3	257	49	14	5
769	Miscellaneous repair and related services	23	8 727	2 713	690	118
78, 79, 84	Amusement and recreation services, including motion pictures and museums	29	11 150	2 089	553	292
781, 2	Motion picture production, distribution, and services	1	(D)	(D)	(D)	AA
783	Motion picture theaters	2	(D)	(D)	(D)	BB
784	Video tape rental	6	(D)	(D)	(D)	BB
792	Theatrical producers (except motion picture), bands, orchestras, and entertainers	2	(D)	(D)	(D)	AA
793	Bowling centers	9	3 210	882	281	140
79 ex. 792, 3; 84	Commercial sports and other amusement and recreation services, including museums	9	3 140	685	134	69
80	Health services	140	109 074	54 982	10 399	1 655
801	Offices and clinics of doctors of medicine	60	59 715	32 059	5 568	620
802	Offices and clinics of dentists	37	14 698	5 826	1 271	224
803	Offices and clinics of doctors of osteopathy	1	(D)	(D)	(D)	AA
804	Offices and clinics of other health practitioners	25	6 870	2 614	545	112
805	Nursing and personal care facilities	3	(D)	(D)	(D)	EE
806	Hospitals	—	—	—	—	—
807, 8, 9	Other health services	14	(D)	(D)	(D)	CC
81	Legal services	47	17 533	7 394	1 608	241
823, 4, 9	Selected educational services	3	(D)	(D)	(D)	AA
83	Social services	36	7 255	3 049	722	314
835	Child day care services	13	3 522	1 420	337	181
832, 3, 6, 9	Other social services	23	3 733	1 629	385	133
87 ex. 8733	Engineering, accounting, research, management, and related services (except noncommercial research organizations)	86	53 115	23 285	5 380	689
871	Engineering, architectural, and surveying services	35	34 289	15 066	3 478	404
872	Accounting, auditing, and bookkeeping services	26	11 003	6 006	1 374	191
873 ex. 8733	Research, development, and testing services (except noncommercial research organizations)	4	1 949	570	106	24
874	Management and public relations services	21	5 874	1 643	422	70
89	Services, n.e.c.	5	(D)	(D)	(D)	AA

Table 5. Summary Statistics for Firms Subject to Federal Income Tax for Places With 350 Establishments or More: 1992 — Con.

[Includes only establishments with payroll. For meaning of abbreviations and symbols, see introductory text. For explanation of terms and comparability of 1987 and 1992 censuses, see appendix A. For information on geographic areas followed by ▲, see appendix F]

SIC code	Geographic area and kind of business or operation	Establishments (number)	Receipts (\$1,000)	Annual payroll (\$1,000)	First-quarter payroll (\$1,000)	Paid employees for pay period including March 12 (number)
WAUSAU						
	Total	394	191 481	89 753	19 061	3 571
70 ex. 704	Hotels, rooming houses, camps, and other lodging places (except membership lodging)	7	5 347	1 074	240	144
7011	Hotels and motels	7	5 347	1 074	240	144
7011 pt.	Hotels	3	(D)	(D)	(D)	BB
7011 pt.	Motels, motor hotels, and tourist courts	4	(D)	(D)	(D)	BB
702, 3	Other lodging places	—	—	—	—	—
72	Personal services	52	8 616	2 853	694	261
721	Laundry, cleaning, and garment services	9	1 440	376	108	40
7211	Power laundries, family and commercial*	—	—	—	—	—
7213	Linen supply*	—	—	—	—	—
7215	Coin-operated laundries and drycleaning	4	(D)	(D)	(D)	AA
7216	Drycleaning plants, except rug cleaning*	5	(D)	(D)	(D)	BB
7217	Carpet and upholstery cleaning	—	—	—	—	—
7218	Industrial launderers*	—	—	—	—	—
7212, 9	Other laundry, cleaning, and garment services*	—	—	—	—	—
722	Photographic studios, portrait	6	1 359	213	41	28
723, 4	Beauty and barber shops	30	3 068	1 289	320	140
723	Beauty shops	29	(D)	(D)	(D)	CC
724	Barber shops	1	(D)	(D)	(D)	AA
725	Shoe repair shops and shoeshine parlors	—	—	—	—	—
726	Funeral service and crematories	4	2 387	844	167	28
729	Miscellaneous personal services	3	362	131	58	25
73	Business services	46	13 918	5 000	1 198	416
731	Advertising	7	(D)	(D)	(D)	BB
732	Consumer credit reporting agencies, mercantile reporting agencies, and adjustment and collection agencies	3	(D)	(D)	(D)	BB
733	Mailing, reproduction, commercial art and photography, and stenographic services	1	(D)	(D)	(D)	AA
734	Services to dwellings and other buildings	10	1 136	526	161	151
735	Miscellaneous equipment rental and leasing	6	1 784	274	76	20
736	Personnel supply services	2	(D)	(D)	(D)	AA
737	Computer programming, data processing, and other computer related services	8	3 647	1 509	377	85
7371, 2, 3	Computer programming, prepackaged software, and integrated systems	2	(D)	(D)	(D)	AA
7374, 5, 6	Data processing services	5	(D)	(D)	(D)	BB
7377, 8, 9	Computer rental and leasing, maintenance, and related services, n.e.c.	1	(D)	(D)	(D)	AA
738	Miscellaneous business services	9	1 886	807	162	60
75	Automotive repair, services, and parking	28	8 624	2 305	600	197
751	Automotive rental and leasing, without drivers	1	(D)	(D)	(D)	AA
752	Automobile parking	—	—	—	—	—
753	Automotive repair shops	23	7 015	1 731	464	113
7532	Top, body, and upholstery repair shops and paint shops	10	2 546	704	163	38
7538	General automotive repair shops	9	2 532	629	190	49
7533, 4, 6, 7, 9	Other automotive repair shops	4	1 937	398	111	26
754	Automotive services, except repair	4	(D)	(D)	(D)	BB
76	Miscellaneous repair services	12	5 482	1 864	566	91
762	Electrical repair shops	5	(D)	(D)	(D)	BB
7622	Radio and television repair shops	3	(D)	(D)	(D)	BB
7623, 9	Other electrical and electronic repair shops	2	(D)	(D)	(D)	BB
763	Watch, clock, and jewelry repair	—	—	—	—	—
764	Reupholstery and furniture repair	1	(D)	(D)	(D)	AA
769	Miscellaneous repair and related services	6	(D)	(D)	(D)	BB
78, 79, 84	Amusement and recreation services, including motion pictures and museums	22	4 836	1 147	247	172
781, 2	Motion picture production, distribution, and services	—	—	—	—	—
783	Motion picture theaters	2	(D)	(D)	(D)	BB
784	Video tape rental	2	(D)	(D)	(D)	AA
792	Theatrical producers (except motion picture), bands, orchestras, and entertainers	2	(D)	(D)	(D)	AA
793	Bowling centers	2	(D)	(D)	(D)	BB
79 ex. 792, 3, 84	Commercial sports and other amusement and recreation services, including museums	14	2 583	625	114	95
80	Health services	129	98 446	55 104	11 120	1 660
801	Offices and clinics of doctors of medicine	43	65 209	40 334	7 951	740
802	Offices and clinics of dentists	55	17 172	6 632	1 330	320
803	Offices and clinics of doctors of osteopathy	—	—	—	—	—
804	Offices and clinics of other health practitioners	18	(D)	(D)	(D)	BB
805	Nursing and personal care facilities	2	(D)	(D)	(D)	CC
806	Hospitals	—	—	—	—	—
807, 8, 9	Other health services	11	(D)	(D)	(D)	EE
81	Legal services	42	23 526	11 926	2 465	287
823, 4, 9	Selected educational services	4	(D)	(D)	(D)	AA

Table 5. Summary Statistics for Firms Subject to Federal Income Tax for Places With 350 Establishments or More: 1992 — Con.

[Includes only establishments with payroll. For meaning of abbreviations and symbols, see introductory text. For explanation of terms and comparability of 1987 and 1992 censuses, see appendix A. For information on geographic areas followed by ▲, see appendix F]

SIC code	Geographic area and kind of business or operation	Establishments (number)	Receipts (\$1,000)	Annual payroll (\$1,000)	First-quarter payroll (\$1,000)	Paid employees for pay period including March 12 (number)
WAUSAU—Con.						
83	Social services	8	1 038	360	56	32
835	Child day care services	2	(D)	(D)	(D)	AA
832, 3, 6, 9	Other social services	6	(D)	(D)	(D)	BB
87 ex. 8733	Engineering, accounting, research, management, and related services (except noncommercial research organizations)	41	21 218	7 920	1 831	290
871	Engineering, architectural, and surveying services	17	8 295	3 525	748	117
872	Accounting, auditing, and bookkeeping services	14	11 328	3 450	876	144
873 ex. 8733	Research, development, and testing services (except noncommercial research organizations)	2	(D)	(D)	(D)	AA
874	Management and public relations services	8	(D)	(D)	(D)	BB
89	Services, n.e.c.	3	(D)	(D)	(D)	AA
WAUWATOSA						
	Total	963	571 257	297 104	65 449	15 095
70 ex. 704	Hotels, rooming houses, camps, and other lodging places (except membership lodging)	8	14 245	3 696	1 047	479
7011	Hotels and motels	8	14 245	3 696	1 047	479
7011 pt.	Hotels	2	(D)	(D)	(D)	CC
7011 pt.	Motels, motor hotels, and tourist courts	6	(D)	(D)	(D)	CC
702, 3	Other lodging places	—	—	—	—	—
72	Personal services	70	13 999	5 325	1 234	429
721	Laundry, cleaning, and garment services	17	2 078	758	163	77
7211	Power laundries, family and commercial*	1	(D)	(D)	(D)	BB
7213	Linen supply*	—	—	—	—	—
7215	Coin-operated laundries and drycleaning	4	195	24	5	5
7216	Drycleaning plants, except rug cleaning*	7	939	402	74	41
7217	Carpet and upholstery cleaning	1	(D)	(D)	(D)	AA
7218	Industrial laundriers*	—	—	—	—	—
7212, 9	Other laundry, cleaning, and garment services*	4	(D)	(D)	(D)	AA
722	Photographic studios, portrait	8	1 365	358	83	25
723, 4	Beauty and barber shops	34	5 696	2 780	669	239
723	Beauty shops	34	5 696	2 780	669	239
724	Barber shops	—	—	—	—	—
725	Shoe repair shops and shoeshine parlors	1	(D)	(D)	(D)	AA
726	Funeral service and crematories	1	(D)	(D)	(D)	BB
729	Miscellaneous personal services	9	(D)	(D)	(D)	BB
73	Business services	146	158 455	83 819	19 566	8 103
731	Advertising	16	6 333	2 897	549	88
732	Consumer credit reporting agencies, mercantile reporting agencies, and adjustment and collection agencies	—	—	—	—	—
733	Mailing, reproduction, commercial art and photography, and stenographic services	11	5 882	1 853	471	65
734	Services to dwellings and other buildings	21	15 079	9 592	2 465	1 180
735	Miscellaneous equipment rental and leasing	3	(D)	(D)	(D)	AA
736	Personnel supply services	46	94 485	53 799	12 457	5 735
737	Computer programming, data processing, and other computer related services	26	20 430	6 490	1 393	250
7371, 2, 3	Computer programming, prepackaged software, and integrated systems	17	9 139	3 116	675	120
7374, 5, 6	Data processing services	2	(D)	(D)	(D)	CC
7377, 8, 9	Computer rental and leasing, maintenance, and related services, n.e.c.	7	(D)	(D)	(D)	BB
738	Miscellaneous business services	23	(D)	(D)	(D)	FF
75	Automotive repair, services, and parking	20	13 590	3 081	772	185
751	Automotive rental and leasing, without drivers	5	8 225	1 344	334	56
752	Automobile parking	—	—	—	—	—
753	Automotive repair shops	8	3 155	1 015	251	53
7532	Top, body, and upholstery repair shops and paint shops	3	(D)	(D)	(D)	AA
7538	General automotive repair shops	4	1 422	452	113	22
7533, 4, 6, 7, 9	Other automotive repair shops	1	(D)	(D)	(D)	AA
754	Automotive services, except repair	7	2 210	722	187	76
76	Miscellaneous repair services	23	15 316	7 072	1 752	421
762	Electrical repair shops	10	10 022	5 627	1 415	349
7622	Radio and television repair shops	2	(D)	(D)	(D)	BB
7623, 9	Other electrical and electronic repair shops	8	(D)	(D)	(D)	EE
763	Watch, clock, and jewelry repair	3	(D)	(D)	(D)	AA
764	Reupholstery and furniture repair	1	(D)	(D)	(D)	AA
769	Miscellaneous repair and related services	9	4 976	1 310	308	59

Table 5. Summary Statistics for Firms Subject to Federal Income Tax for Places With 350 Establishments or More: 1992 — Con.

[Includes only establishments with payroll. For meaning of abbreviations and symbols, see introductory text. For explanation of terms and comparability of 1987 and 1992 censuses, see appendix A. For information on geographic areas followed by ▲, see appendix F]

SIC code	Geographic area and kind of business or operation	Establishments (number)	Receipts (\$1,000)	Annual payroll (\$1,000)	First-quarter payroll (\$1,000)	Paid employees for pay period including March 12 (number)
WAUWATOSA—Con.						
78, 79, 84	Amusement and recreation services, including motion pictures and museums	18	6 962	1 997	478	151
781, 2	Motion picture production, distribution, and services	3	(D)	(D)	(D)	AA
783	Motion picture theaters	1	(D)	(D)	(D)	AA
784	Video tape rental	4	1 612	309	74	36
792	Theatrical producers (except motion picture), bands, orchestras, and entertainers	4	(D)	(D)	(D)	BB
793	Bowling centers	1	(D)	(D)	(D)	BB
79 ex. 792, 3; 84	Commercial sports and other amusement and recreation services, including museums	5	1 694	300	55	31
80	Health services	451	267 900	154 518	32 457	3 981
801	Offices and clinics of doctors of medicine	246	169 503	108 348	21 502	1 831
802	Offices and clinics of dentists	96	37 419	15 755	3 578	590
803	Offices and clinics of doctors of osteopathy	14	4 524	2 630	658	56
804	Offices and clinics of other health practitioners	55	12 763	5 302	1 239	246
805	Nursing and personal care facilities	1	(D)	(D)	(D)	AA
806	Hospitals	—	—	—	—	—
807, 8, 9	Other health services	39	(D)	(D)	(D)	GG
81	Legal services	56	12 398	5 270	1 086	195
823, 4, 9	Selected educational services	8	(D)	(D)	(D)	BB
83	Social services	33	8 489	3 821	853	267
835	Child day care services	16	3 275	1 536	335	134
832, 3, 6, 9	Other social services	17	5 214	2 285	518	133
87 ex. 8733	Engineering, accounting, research, management, and related services (except noncommercial research organizations)	126	56 391	27 698	6 047	837
871	Engineering, architectural, and surveying services	30	20 037	10 624	2 257	264
872	Accounting, auditing, and bookkeeping services	49	15 121	7 534	1 691	239
873 ex. 8733	Research, development, and testing services (except noncommercial research organizations)	4	1 310	501	89	37
874	Management and public relations services	43	19 923	9 039	2 010	297
89	Services, n.e.c.	4	(D)	(D)	(D)	AA
WEST ALLIS						
	Total	651	360 370	138 564	30 021	7 310
70 ex. 704	Hotels, rooming houses, camps, and other lodging places (except membership lodging)	1	(D)	(D)	(D)	AA
7011	Hotels and motels	1	(D)	(D)	(D)	AA
7011 pt.	Hotels	—	—	—	—	—
7011 pt.	Motels, motor hotels, and tourist courts	1	(D)	(D)	(D)	AA
702, 3	Other lodging places	—	—	—	—	—
72	Personal services	90	21 678	7 276	1 700	471
721	Laundry, cleaning, and garment services	12	(D)	(D)	(D)	CC
7211	Power laundries, family and commercial*	—	—	—	—	—
7213	Linen supply*	—	—	—	—	—
7215	Coin-operated laundries and drycleaning	1	(D)	(D)	(D)	AA
7216	Drycleaning plants, except rug cleaning*	2	(D)	(D)	(D)	AA
7217	Carpet and upholstery cleaning	3	(D)	(D)	(D)	AA
7218	Industrial laundriers*	1	(D)	(D)	(D)	CC
7212, 9	Other laundry, cleaning, and garment services*	5	(D)	(D)	(D)	AA
722	Photographic studios, portrait	8	2 103	562	95	16
723, 4	Beauty and barber shops	59	5 355	2 019	496	229
723	Beauty shops	56	(D)	(D)	(D)	CC
724	Barber shops	3	(D)	(D)	(D)	BB
725	Shoe repair shops and shoeshine parlors	1	(D)	(D)	(D)	AA
726	Funeral service and crematories	4	2 396	707	156	19
729	Miscellaneous personal services	6	(D)	(D)	(D)	BB
73	Business services	131	117 559	55 565	11 918	3 370
731	Advertising	5	2 238	796	183	36
732	Consumer credit reporting agencies, mercantile reporting agencies, and adjustment and collection agencies	3	(D)	(D)	(D)	BB
733	Mailing, reproduction, commercial art and photography, and stenographic services	16	6 652	2 422	557	125
734	Services to dwellings and other buildings	24	3 335	1 346	292	147
735	Miscellaneous equipment rental and leasing	7	(D)	(D)	(D)	BB
736	Personnel supply services	23	30 371	21 541	4 534	1 504
737	Computer programming, data processing, and other computer related services	22	37 831	15 020	3 225	523
7371, 2, 3	Computer programming, prepackaged software, and integrated systems	11	21 333	10 017	1 998	186
7374, 5, 6	Data processing services	6	10 705	3 495	860	289
7377, 8, 9	Computer rental and leasing, maintenance, and related services, n.e.c.	5	5 793	1 508	367	48
738	Miscellaneous business services	31	24 027	11 092	2 430	928

WI-48 WISCONSIN

SERVICE INDUSTRIES—GEOGRAPHIC AREA SERIES

Table 5. Summary Statistics for Firms Subject to Federal Income Tax for Places With 350 Establishments or More: 1992 — Con.

[Includes only establishments with payroll. For meaning of abbreviations and symbols, see introductory text. For explanation of terms and comparability of 1987 and 1992 censuses, see appendix A. For information on geographic areas followed by ▲, see appendix F]

SIC code	Geographic area and kind of business or operation	Establishments (number)	Receipts (\$1,000)	Annual payroll (\$1,000)	First-quarter payroll (\$1,000)	Paid employees for pay period including March 12 (number)
	WEST ALLIS — Con.					
75	Automotive repair, services, and parking	77	45 825	9 327	2 152	474
751	Automotive rental and leasing, without drivers	7	20 178	2 343	461	90
752	Automobile parking	—	—	—	—	—
753	Automotive repair shops	56	19 345	5 559	1 363	262
7532	Top, body, and upholstery repair shops and paint shops	16	6 623	2 364	581	94
7538	General automotive repair shops	22	6 985	1 593	399	82
7533, 4, 6, 7, 9	Other automotive repair shops	18	5 737	1 602	383	86
754	Automotive services, except repair	14	6 302	1 425	328	122
76	Miscellaneous repair services	34	16 105	5 576	1 243	232
762	Electrical repair shops	14	(D)	(D)	(D)	BB
7622	Radio and television repair shops	8	2 483	1 199	325	54
7623, 9	Other electrical and electronic repair shops	6	(D)	(D)	(D)	BB
763	Watch, clock, and jewelry repair	—	—	—	—	—
764	Reupholstery and furniture repair	3	(D)	(D)	(D)	BB
769	Miscellaneous repair and related services	17	10 887	3 693	757	132
78, 79, 84	Amusement and recreation services, including motion pictures and museums	43	37 172	5 292	1 316	513
781, 2	Motion picture production, distribution, and services	5	(D)	(D)	(D)	BB
783	Motion picture theaters	3	(D)	(D)	(D)	BB
784	Video tape rental	13	4 182	762	196	84
792	Theatrical producers (except motion picture), bands, orchestras, and entertainers	4	(D)	(D)	(D)	BB
793	Bowling centers	3	1 942	627	180	89
79 ex. 792, 3; 84	Commercial sports and other amusement and recreation services, including museums	15	9 692	2 206	532	196
80	Health services	161	79 474	37 250	7 948	1 518
801	Offices and clinics of doctors of medicine	53	29 577	17 666	3 556	283
802	Offices and clinics of dentists	58	15 036	6 152	1 320	329
803	Offices and clinics of doctors of osteopathy	8	2 262	822	234	52
804	Offices and clinics of other health practitioners	21	5 533	2 358	533	88
805	Nursing and personal care facilities	4	3 031	1 584	425	123
806	Hospitals	1	(D)	(D)	(D)	CC
807, 8, 9	Other health services	16	(D)	(D)	(D)	FF
81	Legal services	27	13 114	4 507	666	128
823, 4, 9	Selected educational services	7	1 168	543	101	32
83	Social services	20	4 739	1 919	416	177
835	Child day care services	13	3 051	1 261	255	131
832, 3, 6, 9	Other social services	7	1 688	658	161	46
87 ex. 8733	Engineering, accounting, research, management, and related services (except noncommercial research organizations)	57	22 577	10 879	2 528	390
871	Engineering, architectural, and surveying services	16	3 968	1 849	477	78
872	Accounting, auditing, and bookkeeping services	23	9 679	4 661	1 143	151
873 ex. 8733	Research, development, and testing services (except noncommercial research organizations)	5	3 983	1 697	357	70
874	Management and public relations services	13	4 947	2 672	551	91
89	Services, n.e.c.	3	(D)	(D)	(D)	AA

Table 6. Summary Statistics for Firms Subject to Federal Income Tax for Counties With 350 Establishments or More: 1992

[Includes only establishments with payroll. For meaning of abbreviations and symbols, see introductory text. For explanation of terms and comparability of 1987 and 1992 censuses, see appendix A. For information on geographic areas followed by ▲, see appendix F]

SIC code	Geographic area and kind of business or operation	Establishments (number)	Receipts (\$1,000)	Annual payroll (\$1,000)	First-quarter payroll (\$1,000)	Paid employees for pay period including March 12 (number)
	BROWN COUNTY (Coextensive with Green Bay, WI MSA; see table 7a.)					
	DANE COUNTY (Coextensive with Madison, WI MSA; see table 7a.)					
	DODGE COUNTY					
	Total -----	353	96 103	34 742	7 663	2 135
70 ex. 704	Hotels, rooming houses, camps, and other lodging places (except membership lodging) -----	10	2 797	545	112	72
7011	Hotels and motels -----	9	(D)	(D)	(D)	BB
7011 pt.	Hotels -----	1	(D)	(D)	(D)	AA
7011 pt.	Motels, motor hotels, and tourist courts -----	8	(D)	(D)	(D)	BB
702, 3	Other lodging places -----	1	(D)	(D)	(D)	AA
72	Personal services -----	66	7 513	2 284	539	238
721	Laundry, cleaning, and garment services -----	10	1 106	393	86	54
7211	Power laundries, family and commercial* -----	—	—	—	—	—
7213	Linen supply* -----	—	—	—	—	—
7215	Coin-operated laundries and drycleaning -----	4	(D)	(D)	(D)	BB
7216	Drycleaning plants, except rug cleaning* -----	5	722	309	67	31
7217	Carpet and upholstery cleaning -----	—	—	—	—	—
7218	Industrial launderers* -----	—	—	—	—	—
7212, 9	Other laundry, cleaning, and garment services* -----	1	(D)	(D)	(D)	AA
722	Photographic studios, portrait -----	1	(D)	(D)	(D)	AA
723, 4	Beauty and barber shops -----	36	2 452	908	249	125
723	Beauty shops -----	33	2 304	823	230	119
724	Barber shops -----	3	148	85	19	6
725	Shoe repair shops and shoeshine parlors -----	2	(D)	(D)	(D)	AA
726	Funeral service and crematories -----	10	3 180	849	174	35
729	Miscellaneous personal services -----	7	(D)	(D)	(D)	AA
73	Business services -----	35	8 296	3 700	738	287
731	Advertising -----	1	(D)	(D)	(D)	AA
732	Consumer credit reporting agencies, mercantile reporting agencies, and adjustment and collection agencies -----	1	(D)	(D)	(D)	AA
733	Mailing, reproduction, commercial art and photography, and stenographic services -----	1	(D)	(D)	(D)	AA
734	Services to dwellings and other buildings -----	10	1 052	288	72	84
735	Miscellaneous equipment rental and leasing -----	4	1 411	531	127	28
736	Personnel supply services -----	5	1 991	1 424	197	109
737	Computer programming, data processing, and other computer related services -----	5	1 589	691	168	31
7371, 2, 3	Computer programming, prepackaged software, and integrated systems -----	3	(D)	(D)	(D)	BB
7374, 5, 6	Data processing services -----	1	(D)	(D)	(D)	AA
7377, 8, 9	Computer rental and leasing, maintenance, and related services, n.e.c. -----	1	(D)	(D)	(D)	AA
738	Miscellaneous business services -----	8	1 728	570	129	26
75	Automotive repair, services, and parking -----	32	9 289	1 815	428	113
751	Automotive rental and leasing, without drivers -----	1	(D)	(D)	(D)	AA
752	Automobile parking -----	—	—	—	—	—
753	Automotive repair shops -----	29	7 963	1 633	383	93
7532	Top, body, and upholstery repair shops and paint shops -----	11	3 217	774	171	38
7538	General automotive repair shops -----	13	4 025	692	173	42
7533, 4, 6, 7, 9	Other automotive repair shops -----	5	721	167	39	13
754	Automotive services, except repair -----	2	(D)	(D)	(D)	AA
76	Miscellaneous repair services -----	18	3 667	869	195	47
762	Electrical repair shops -----	5	484	100	17	6
7622	Radio and television repair shops -----	1	(D)	(D)	(D)	AA
7623, 9	Other electrical and electronic repair shops -----	4	(D)	(D)	(D)	AA
763	Watch, clock, and jewelry repair -----	1	(D)	(D)	(D)	AA
764	Reupholstery and furniture repair -----	1	(D)	(D)	(D)	AA
769	Miscellaneous repair and related services -----	11	(D)	(D)	(D)	BB
78, 79, 84	Amusement and recreation services, including motion pictures and museums -----	37	9 788	2 154	449	278
781, 2	Motion picture production, distribution, and services -----	—	—	—	—	—
783	Motion picture theaters -----	1	(D)	(D)	(D)	AA
784	Video tape rental -----	5	(D)	(D)	(D)	BB
792	Theatrical producers (except motion picture), bands, orchestras, and entertainers -----	1	(D)	(D)	(D)	AA
793	Bowling centers -----	12	1 852	464	118	79
79 ex. 792, 3, 84	Commercial sports and other amusement and recreation services, including museums -----	18	5 461	1 444	265	144

Table 6. Summary Statistics for Firms Subject to Federal Income Tax for Counties With 350 Establishments or More: 1992 — Con.

[Includes only establishments with payroll. For meaning of abbreviations and symbols, see introductory text. For explanation of terms and comparability of 1987 and 1992 censuses, see appendix A. For information on geographic areas followed by ▲, see appendix F]

SIC code	Geographic area and kind of business or operation	Establishments (number)	Receipts (\$1,000)	Annual payroll (\$1,000)	First-quarter payroll (\$1,000)	Paid employees for pay period including March 12 (number)
DODGE COUNTY—Con.						
80	Health services -----	90	40 660	18 494	4 019	738
801	Offices and clinics of doctors of medicine -----	47	22 523	11 451	2 431	305
802	Offices and clinics of dentists -----	20	7 261	2 447	509	131
803	Offices and clinics of doctors of osteopathy -----	2	(D)	(D)	(D)	AA
804	Offices and clinics of other health practitioners -----	17	(D)	(D)	(D)	BB
805	Nursing and personal care facilities -----	2	(D)	(D)	(D)	CC
806	Hospitals -----	—	—	—	—	—
807, 8, 9	Other health services -----	2	(D)	(D)	(D)	BB
81	Legal services -----	19	4 697	1 180	321	84
823, 4, 9	Selected educational services -----	—	—	—	—	—
83	Social services -----	22	2 332	1 050	235	137
835	Child day care services -----	11	866	438	106	70
832, 3, 6, 9	Other social services -----	11	1 466	612	129	67
87 ex. 8733	Engineering, accounting, research, management, and related services (except noncommercial research organizations) -----	24	7 064	2 651	627	141
871	Engineering, architectural, and surveying services -----	8	2 718	986	209	40
872	Accounting, auditing, and bookkeeping services -----	12	2 631	1 199	320	82
873 ex. 8733	Research, development, and testing services (except noncommercial research organizations) -----	—	—	—	—	—
874	Management and public relations services -----	4	1 715	466	98	19
89	Services, n.e.c. -----	—	—	—	—	—
EAU CLAIRE COUNTY						
	Total -----	634	344 722	134 869	28 468	6 556
70 ex. 704	Hotels, rooming houses, camps, and other lodging places (except membership lodging) -----	23	17 020	4 775	1 043	592
7011	Hotels and motels -----	22	(D)	(D)	(D)	FF
7011 pt.	Hotels -----	3	(D)	(D)	(D)	CC
7011 pt.	Motels, motor hotels, and tourist courts -----	19	(D)	(D)	(D)	EE
702, 3	Other lodging places -----	1	(D)	(D)	(D)	AA
72	Personal services -----	104	21 085	7 062	1 828	642
721	Laundry, cleaning, and garment services -----	28	9 912	2 793	725	190
7211	Power laundries, family and commercial* -----	3	(D)	(D)	(D)	BB
7213	Linen supply* -----	—	—	—	—	—
7215	Coin-operated laundries and drycleaning -----	11	633	135	31	39
7216	Drycleaning plants, except rug cleaning* -----	8	(D)	(D)	(D)	BB
7217	Carpet and upholstery cleaning -----	2	(D)	(D)	(D)	AA
7218	Industrial launderers* -----	3	(D)	(D)	(D)	BB
7212, 9	Other laundry, cleaning, and garment services* -----	1	(D)	(D)	(D)	AA
722	Photographic studios, portrait -----	6	1 000	228	43	19
723, 4	Beauty and barber shops -----	53	6 690	2 838	694	295
723	Beauty shops -----	51	(D)	(D)	(D)	EE
724	Barber shops -----	2	(D)	(D)	(D)	AA
725	Shoe repair shops and shoeshine parlors -----	1	(D)	(D)	(D)	AA
726	Funeral service and crematories -----	6	2 195	691	169	24
729	Miscellaneous personal services -----	10	(D)	(D)	(D)	CC
73	Business services -----	98	36 131	18 273	3 536	1 245
731	Advertising -----	5	1 399	336	77	12
732	Consumer credit reporting agencies, mercantile reporting agencies, and adjustment and collection agencies -----	6	1 247	456	104	29
733	Mailing, reproduction, commercial art and photography, and stenographic services -----	6	(D)	(D)	(D)	BB
734	Services to dwellings and other buildings -----	28	5 036	2 154	469	249
735	Miscellaneous equipment rental and leasing -----	10	(D)	(D)	(D)	BB
736	Personnel supply services -----	4	(D)	(D)	(D)	FF
737	Computer programming, data processing, and other computer related services -----	13	(D)	(D)	(D)	CC
7371, 2, 3	Computer programming, prepackaged software, and integrated systems -----	9	(D)	(D)	(D)	BB
7374, 5, 6	Data processing services -----	3	(D)	(D)	(D)	BB
7377, 8, 9	Computer rental and leasing, maintenance, and related services, n.e.c. -----	1	(D)	(D)	(D)	AA
738	Miscellaneous business services -----	26	(D)	(D)	(D)	CC
75	Automotive repair, services, and parking -----	82	25 552	6 207	1 542	397
751	Automotive rental and leasing, without drivers -----	7	(D)	(D)	(D)	BB
752	Automobile parking -----	—	—	—	—	—
753	Automotive repair shops -----	69	18 923	5 005	1 249	314
7532	Top, body, and upholstery repair shops and paint shops -----	20	6 660	1 977	485	131
7538	General automotive repair shops -----	31	(D)	(D)	(D)	CC
7533, 4, 6, 7, 9	Other automotive repair shops -----	18	(D)	(D)	(D)	BB
754	Automotive services, except repair -----	6	(D)	(D)	(D)	BB

Table 6. Summary Statistics for Firms Subject to Federal Income Tax for Counties With 350 Establishments or More: 1992 — Con.

[Includes only establishments with payroll. For meaning of abbreviations and symbols, see introductory text. For explanation of terms and comparability of 1987 and 1992 censuses, see appendix A. For information on geographic areas followed by ▲, see appendix F]

SIC code	Geographic area and kind of business or operation	Establishments (number)	Receipts (\$1,000)	Annual payroll (\$1,000)	First-quarter payroll (\$1,000)	Paid employees for pay period including March 12 (number)
EAU CLAIRE COUNTY — Con.						
76	Miscellaneous repair services -----	30	(D)	(D)	(D)	CC
762	Electrical repair shops -----	12	6 033	1 951	512	134
7622	Radio and television repair shops -----	4	895	293	76	21
7623, 9	Other electrical and electronic repair shops -----	8	5 138	1 658	436	113
763	Watch, clock, and jewelry repair -----	—	—	—	—	—
764	Reupholstery and furniture repair -----	—	—	—	—	—
769	Miscellaneous repair and related services -----	18	(D)	(D)	(D)	BB
78, 79, 84	Amusement and recreation services, including motion pictures and museums -----	44	13 374	2 746	550	365
781, 2	Motion picture production, distribution, and services -----	—	—	—	—	—
783	Motion picture theaters -----	6	(D)	(D)	(D)	BB
784	Video tape rental -----	7	1 227	174	52	39
792	Theatrical producers (except motion picture), bands, orchestras, and entertainers -----	4	(D)	(D)	(D)	AA
793	Bowling centers -----	2	(D)	(D)	(D)	AA
79 ex. 792, 3, 84	Commercial sports and other amusement and recreation services, including museums -----	25	7 193	1 957	376	243
80	Health services -----	113	77 550	40 172	7 991	1 207
801	Offices and clinics of doctors of medicine -----	42	39 756	23 173	4 415	361
802	Offices and clinics of dentists -----	31	14 659	6 296	1 190	254
803	Offices and clinics of doctors of osteopathy -----	—	—	—	—	—
804	Offices and clinics of other health practitioners -----	27	7 738	3 323	715	144
805	Nursing and personal care facilities -----	3	(D)	(D)	(D)	EE
806	Hospitals -----	—	—	—	—	—
807, 8, 9	Other health services -----	10	(D)	(D)	(D)	CC
81	Legal services -----	40	20 670	10 186	1 557	221
823, 4, 9	Selected educational services -----	8	(D)	(D)	(D)	CC
83	Social services -----	24	11 463	6 312	1 430	551
835	Child day care services -----	10	1 275	712	171	130
832, 3, 6, 9	Other social services -----	14	10 188	5 600	1 259	421
87 ex. 8733	Engineering, accounting, research, management, and related services (except noncommercial research organizations) -----	66	92 059	32 946	7 768	1 022
871	Engineering, architectural, and surveying services -----	15	(D)	(D)	(D)	EE
872	Accounting, auditing, and bookkeeping services -----	26	13 598	4 681	1 191	208
873 ex. 8733	Research, development, and testing services (except noncommercial research organizations) -----	4	(D)	(D)	(D)	EE
874	Management and public relations services -----	21	(D)	(D)	(D)	CC
89	Services, n.e.c. -----	2	(D)	(D)	(D)	AA
FOND DU LAC COUNTY						
	Total -----	506	207 766	83 054	18 167	4 730
70 ex. 704	Hotels, rooming houses, camps, and other lodging places (except membership lodging) -----	14	(D)	(D)	(D)	EE
7011	Hotels and motels -----	13	7 859	2 093	520	314
7011 pt.	Hotels -----	5	5 432	1 620	402	236
7011 pt.	Motels, motor hotels, and tourist courts -----	8	2 427	473	118	78
702, 3	Other lodging places -----	1	(D)	(D)	(D)	AA
72	Personal services -----	84	13 608	4 661	1 200	494
721	Laundry, cleaning, and garment services -----	12	3 582	1 006	251	122
7211	Power laundries, family and commercial* -----	1	(D)	(D)	(D)	BB
7213	Linen supply* -----	—	—	—	—	—
7215	Coin-operated laundries and drycleaning -----	4	276	52	12	16
7216	Drycleaning plants, except rug cleaning* -----	5	(D)	(D)	(D)	BB
7217	Carpet and upholstery cleaning -----	2	(D)	(D)	(D)	AA
7218	Industrial laundriers* -----	—	—	—	—	—
7212, 9	Other laundry, cleaning, and garment services* -----	—	—	—	—	—
722	Photographic studios, portrait -----	5	1 253	304	38	15
723, 4	Beauty and barber shops -----	47	5 749	2 451	625	280
723	Beauty shops -----	42	5 558	2 400	614	273
724	Barber shops -----	5	191	51	11	7
725	Shoe repair shops and shoeshine parlors -----	1	(D)	(D)	(D)	AA
726	Funeral service and crematories -----	8	2 235	730	220	31
729	Miscellaneous personal services -----	11	(D)	(D)	(D)	BB

Table 6. Summary Statistics for Firms Subject to Federal Income Tax for Counties With 350 Establishments or More: 1992 — Con.

[Includes only establishments with payroll. For meaning of abbreviations and symbols, see introductory text. For explanation of terms and comparability of 1987 and 1992 censuses, see appendix A. For information on geographic areas followed by ▲, see appendix F]

SIC code	Geographic area and kind of business or operation	Establishments (number)	Receipts (\$1,000)	Annual payroll (\$1,000)	First-quarter payroll (\$1,000)	Paid employees for pay period including March 12 (number)
FOND DU LAC COUNTY — Con.						
73	Business services	73	37 943	12 911	2 845	947
731	Advertising	4	2 625	578	120	30
732	Consumer credit reporting agencies, mercantile reporting agencies, and adjustment and collection agencies	4	932	334	71	19
733	Mailing, reproduction, commercial art and photography, and stenographic services	8	1 883	410	86	28
734	Services to dwellings and other buildings	17	2 444	978	192	112
735	Miscellaneous equipment rental and leasing	8	3 346	905	196	50
736	Personnel supply services	6	6 903	4 908	1 038	401
737	Computer programming, data processing, and other computer related services	5	357	144	29	9
7371, 2, 3	Computer programming, prepackaged software, and integrated systems	3	(D)	(D)	(D)	AA
7374, 5, 6	Data processing services	2	(D)	(D)	(D)	AA
7377, 8, 9	Computer rental and leasing, maintenance, and related services, n.e.c.	—	—	—	—	—
738	Miscellaneous business services	21	19 453	4 654	1 113	298
75	Automotive repair, services, and parking	61	23 543	5 369	1 228	347
751	Automotive rental and leasing, without drivers	5	3 937	496	118	20
752	Automobile parking	—	—	—	—	—
753	Automotive repair shops	46	16 483	3 675	806	184
7532	Top, body, and upholstery repair shops and paint shops	19	5 055	1 107	243	66
7538	General automotive repair shops	15	5 573	1 411	302	55
7533, 4, 6, 7, 9	Other automotive repair shops	12	5 855	1 157	261	63
754	Automotive services, except repair	10	3 123	1 198	304	143
76	Miscellaneous repair services	27	8 843	2 324	554	126
762	Electrical repair shops	4	723	265	66	10
7622	Radio and television repair shops	—	—	—	—	—
7623, 9	Other electrical and electronic repair shops	4	723	265	66	10
763	Watch, clock, and jewelry repair	1	(D)	(D)	(D)	AA
764	Reupholstery and furniture repair	4	(D)	(D)	(D)	AA
769	Miscellaneous repair and related services	18	7 736	1 990	468	109
78, 79, 84	Amusement and recreation services, including motion pictures and museums	40	8 416	2 322	582	387
781, 2	Motion picture production, distribution, and services	2	(D)	(D)	(D)	AA
783	Motion picture theaters	2	(D)	(D)	(D)	BB
784	Video tape rental	1	(D)	(D)	(D)	AA
792	Theatrical producers (except motion picture), bands, orchestras, and entertainers	2	(D)	(D)	(D)	AA
793	Bowling centers	10	2 826	728	231	163
79 ex. 792, 3; 84	Commercial sports and other amusement and recreation services, including museums	23	4 179	1 283	270	175
80	Health services	102	80 527	40 818	8 734	1 568
801	Offices and clinics of doctors of medicine	33	38 499	22 981	4 775	504
802	Offices and clinics of dentists	39	13 983	5 722	1 266	236
803	Offices and clinics of doctors of osteopathy	—	—	—	—	—
804	Offices and clinics of other health practitioners	19	(D)	(D)	(D)	BB
805	Nursing and personal care facilities	4	14 383	6 260	1 515	488
806	Hospitals	—	—	—	—	—
807, 8, 9	Other health services	7	(D)	(D)	(D)	CC
81	Legal services	31	8 332	4 261	770	156
823, 4, 9	Selected educational services	4	(D)	(D)	(D)	AA
83	Social services	21	2 329	925	232	118
835	Child day care services	13	834	343	79	54
832, 3, 6, 9	Other social services	8	1 495	582	153	64
87 ex. 8733	Engineering, accounting, research, management, and related services (except noncommercial research organizations)	48	15 875	7 269	1 492	267
871	Engineering, architectural, and surveying services	18	7 187	2 709	676	107
872	Accounting, auditing, and bookkeeping services	19	6 199	3 053	727	130
873 ex. 8733	Research, development, and testing services (except noncommercial research organizations)	1	(D)	(D)	(D)	AA
874	Management and public relations services	10	(D)	(D)	(D)	BB
89	Services, n.e.c.	1	(D)	(D)	(D)	AA

Table 6. Summary Statistics for Firms Subject to Federal Income Tax for Counties With 350 Establishments or More: 1992 — Con.

[Includes only establishments with payroll. For meaning of abbreviations and symbols, see introductory text. For explanation of terms and comparability of 1987 and 1992 censuses, see appendix A. For information on geographic areas followed by ▲, see appendix F]

SIC code	Geographic area and kind of business or operation	Establishments (number)	Receipts (\$1,000)	Annual payroll (\$1,000)	First-quarter payroll (\$1,000)	Paid employees for pay period including March 12 (number)
JEFFERSON COUNTY						
	Total	402	117 239	43 728	9 966	2 735
70 ex. 704	Hotels, rooming houses, camps, and other lodging places (except membership lodging)	14	4 050	1 284	253	151
7011	Hotels and motels	11	(D)	(D)	(D)	CC
7011 pt.	Hotels	1	(D)	(D)	(D)	AA
7011 pt.	Motels, motor hotels, and tourist courts	10	2 601	723	175	108
702, 3	Other lodging places	3	(D)	(D)	(D)	BB
72	Personal services	70	11 017	3 593	784	351
721	Laundry, cleaning, and garment services	10	3 281	1 043	239	95
7211	Power laundries, family and commercial*	—	—	—	—	—
7213	Linen supply*	—	—	—	—	—
7215	Coin-operated laundries and drycleaning	4	(D)	(D)	(D)	AA
7216	Drycleaning plants, except rug cleaning*	5	2 152	834	195	71
7217	Carpet and upholstery cleaning	1	(D)	(D)	(D)	AA
7218	Industrial laundrers*	—	—	—	—	—
7212, 9	Other laundry, cleaning, and garment services*	—	—	—	—	—
722	Photographic studios, portrait	4	445	60	8	4
723, 4	Beauty and barber shops	42	4 523	1 912	409	185
723	Beauty shops	40	(D)	(D)	(D)	CC
724	Barber shops	2	(D)	(D)	(D)	AA
725	Shoe repair shops and shoeshine parlors	2	(D)	(D)	(D)	AA
726	Funeral service and crematories	5	2 110	399	64	27
729	Miscellaneous personal services	7	(D)	(D)	(D)	BB
73	Business services	41	11 527	5 059	1 163	394
731	Advertising	2	(D)	(D)	(D)	AA
732	Consumer credit reporting agencies, mercantile reporting agencies, and adjustment and collection agencies	1	(D)	(D)	(D)	AA
733	Mailing, reproduction, commercial art and photography, and stenographic services	1	(D)	(D)	(D)	AA
734	Services to dwellings and other buildings	14	1 940	881	207	112
735	Miscellaneous equipment rental and leasing	3	(D)	(D)	(D)	AA
736	Personnel supply services	7	3 568	2 612	582	195
737	Computer programming, data processing, and other computer related services	4	583	107	43	10
7371, 2, 3	Computer programming, prepackaged software, and integrated systems	4	583	107	43	10
7374, 5, 6	Data processing services	—	—	—	—	—
7377, 8, 9	Computer rental and leasing, maintenance, and related services, n.e.c.	—	—	—	—	—
738	Miscellaneous business services	9	3 300	836	203	42
75	Automotive repair, services, and parking	50	12 491	2 615	632	164
751	Automotive rental and leasing, without drivers	3	(D)	(D)	(D)	BB
752	Automobile parking	—	—	—	—	—
753	Automotive repair shops	41	8 221	1 824	430	113
7532	Top, body, and upholstery repair shops and paint shops	18	3 957	1 095	254	65
7538	General automotive repair shops	19	3 470	542	135	39
7533, 4, 6, 7, 9	Other automotive repair shops	4	794	187	41	9
754	Automotive services, except repair	6	(D)	(D)	(D)	BB
76	Miscellaneous repair services	18	3 089	692	147	46
762	Electrical repair shops	2	(D)	(D)	(D)	AA
7622	Radio and television repair shops	1	(D)	(D)	(D)	AA
7623, 9	Other electrical and electronic repair shops	1	(D)	(D)	(D)	AA
763	Watch, clock, and jewelry repair	—	—	—	—	—
764	Reupholstery and furniture repair	1	(D)	(D)	(D)	AA
769	Miscellaneous repair and related services	15	(D)	(D)	(D)	BB
78, 79, 84	Amusement and recreation services, including motion pictures and museums	37	6 940	2 222	445	294
781, 2	Motion picture production, distribution, and services	2	(D)	(D)	(D)	AA
783	Motion picture theaters	3	(D)	(D)	(D)	AA
784	Video tape rental	7	800	209	58	50
792	Theatrical producers (except motion picture), bands, orchestras, and entertainers	3	(D)	(D)	(D)	BB
793	Bowling centers	7	1 827	370	110	71
79 ex. 792, 3; 84	Commercial sports and other amusement and recreation services, including museums	15	3 019	1 025	162	126
80	Health services	86	44 177	20 117	4 573	909
801	Offices and clinics of doctors of medicine	26	19 152	9 283	2 103	286
802	Offices and clinics of dentists	33	8 560	3 365	715	182
803	Offices and clinics of doctors of osteopathy	1	(D)	(D)	(D)	AA
804	Offices and clinics of other health practitioners	19	4 401	1 619	365	81
805	Nursing and personal care facilities	3	(D)	(D)	(D)	EE
806	Hospitals	—	—	—	—	—
807, 8, 9	Other health services	4	(D)	(D)	(D)	BB
81	Legal services	19	4 678	2 154	445	84
823, 4, 9	Selected educational services	3	(D)	(D)	(D)	AA

Table 6. Summary Statistics for Firms Subject to Federal Income Tax for Counties With 350 Establishments or More: 1992 — Con.

[Includes only establishments with payroll. For meaning of abbreviations and symbols, see introductory text. For explanation of terms and comparability of 1987 and 1992 censuses, see appendix A. For information on geographic areas followed by ▲, see appendix F]

SIC code	Geographic area and kind of business or operation	Establishments (number)	Receipts (\$1,000)	Annual payroll (\$1,000)	First-quarter payroll (\$1,000)	Paid employees for pay period including March 12 (number)
JEFFERSON COUNTY—Con.						
83	Social services	24	4 432	1 731	353	167
835	Child day care services	8	525	238	51	31
832, 3, 6, 9	Other social services	16	3 907	1 493	302	136
87 ex. 8733	Engineering, accounting, research, management, and related services (except noncommercial research organizations)	38	14 621	4 222	1 169	173
871	Engineering, architectural, and surveying services	11	(D)	(D)	(D)	AA
872	Accounting, auditing, and bookkeeping services	16	3 140	1 014	295	61
873 ex. 8733	Research, development, and testing services (except noncommercial research organizations)	3	(D)	(D)	(D)	BB
874	Management and public relations services	8	7 303	1 914	602	57
89	Services, n.e.c.	2	(D)	(D)	(D)	AA
KENOSHA COUNTY (Coextensive with Kenosha, WI PMSA; see table 7a.)						
LA CROSSE COUNTY						
	Total	632	271 063	101 614	23 177	6 668
70 ex. 704	Hotels, rooming houses, camps, and other lodging places (except membership lodging)	28	22 008	5 467	1 192	685
7011	Hotels and motels	24	(D)	(D)	(D)	FF
7011 pt.	Hotels	7	8 911	2 044	455	263
7011 pt.	Motels, motor hotels, and tourist courts	17	(D)	(D)	(D)	EE
702, 3	Other lodging places	4	(D)	(D)	(D)	AA
72	Personal services	114	35 444	12 822	3 088	1 014
721	Laundry, cleaning, and garment services	19	16 605	5 572	1 371	299
7211	Power laundries, family and commercial*	—	—	—	—	—
7213	Linen supply*	1	(D)	(D)	(D)	CC
7215	Coin-operated laundries and drycleaning	9	(D)	(D)	(D)	BB
7216	Drycleaning plants, except rug cleaning*	5	(D)	(D)	(D)	BB
7217	Carpet and upholstery cleaning	3	(D)	(D)	(D)	AA
7218	Industrial laundries*	1	(D)	(D)	(D)	AA
7212, 9	Other laundry, cleaning, and garment services*	—	—	—	—	—
722	Photographic studios, portrait	14	2 618	691	130	55
723, 4	Beauty and barber shops	57	(D)	(D)	(D)	EE
723	Beauty shops	55	(D)	(D)	(D)	EE
724	Barber shops	2	(D)	(D)	(D)	AA
725	Shoe repair shops and shoeshine parlors	3	(D)	(D)	(D)	AA
726	Funeral service and crematories	10	(D)	(D)	(D)	BB
729	Miscellaneous personal services	11	(D)	(D)	(D)	EE
73	Business services	103	(D)	(D)	(D)	GG
731	Advertising	6	7 646	1 573	357	58
732	Consumer credit reporting agencies, mercantile reporting agencies, and adjustment and collection agencies	4	3 337	1 016	253	69
733	Mailing, reproduction, commercial art and photography, and stenographic services	12	3 308	790	179	52
734	Services to dwellings and other buildings	22	(D)	(D)	(D)	EE
735	Miscellaneous equipment rental and leasing	13	6 621	1 358	325	65
736	Personnel supply services	7	5 518	3 765	825	716
737	Computer programming, data processing, and other computer related services	12	(D)	(D)	(D)	CC
7371, 2, 3	Computer programming, prepackaged software, and integrated systems	8	(D)	(D)	(D)	CC
7374, 5, 6	Data processing services	2	(D)	(D)	(D)	BB
7377, 8, 9	Computer rental and leasing, maintenance, and related services, n.e.c.	2	(D)	(D)	(D)	AA
738	Miscellaneous business services	27	10 832	3 186	752	249
75	Automotive repair, services, and parking	67	18 605	4 067	924	297
751	Automotive rental and leasing, without drivers	6	3 694	369	81	45
752	Automobile parking	1	(D)	(D)	(D)	AA
753	Automotive repair shops	49	12 887	3 083	689	166
7532	Top, body, and upholstery repair shops and paint shops	20	(D)	(D)	(D)	BB
7538	General automotive repair shops	12	(D)	(D)	(D)	BB
7533, 4, 6, 7, 9	Other automotive repair shops	17	(D)	(D)	(D)	BB
754	Automotive services, except repair	11	(D)	(D)	(D)	BB
76	Miscellaneous repair services	25	(D)	(D)	(D)	CC
762	Electrical repair shops	7	1 721	741	185	53
7622	Radio and television repair shops	1	(D)	(D)	(D)	AA
7623, 9	Other electrical and electronic repair shops	6	(D)	(D)	(D)	BB
763	Watch, clock, and jewelry repair	1	(D)	(D)	(D)	AA
764	Reupholstery and furniture repair	—	—	—	—	—
769	Miscellaneous repair and related services	17	(D)	(D)	(D)	BB

SERVICE INDUSTRIES—GEOGRAPHIC AREA SERIES

WISCONSIN WI-55

Table 6. Summary Statistics for Firms Subject to Federal Income Tax for Counties With 350 Establishments or More: 1992 — Con.

[Includes only establishments with payroll. For meaning of abbreviations and symbols, see introductory text. For explanation of terms and comparability of 1987 and 1992 censuses, see appendix A. For information on geographic areas followed by ▲, see appendix F]

SIC code	Geographic area and kind of business or operation	Establishments (number)	Receipts (\$1,000)	Annual payroll (\$1,000)	First-quarter payroll (\$1,000)	Paid employees for pay period including March 12 (number)
LA CROSSE COUNTY — Con.						
78, 79, 84	Amusement and recreation services, including motion pictures and museums	50	17 062	4 483	1 118	772
781, 2	Motion picture production, distribution, and services	1	(D)	(D)	(D)	AA
783	Motion picture theaters	4	2 465	279	70	51
784	Video tape rental	8	(D)	(D)	(D)	BB
792	Theatrical producers (except motion picture), bands, orchestras, and entertainers	3	(D)	(D)	(D)	BB
793	Bowling centers	4	(D)	(D)	(D)	BB
79 ex. 792, 3; 84	Commercial sports and other amusement and recreation services, including museums	30	9 332	2 756	715	505
80	Health services	106	75 102	34 429	7 463	1 199
801	Offices and clinics of doctors of medicine	14	(D)	(D)	(D)	EE
802	Offices and clinics of dentists	51	15 703	7 003	1 438	264
803	Offices and clinics of doctors of osteopathy	—	—	—	—	—
804	Offices and clinics of other health practitioners	28	(D)	(D)	(D)	CC
805	Nursing and personal care facilities	2	(D)	(D)	(D)	CC
806	Hospitals	—	—	—	—	—
807, 8, 9	Other health services	11	(D)	(D)	(D)	BB
81	Legal services	37	(D)	(D)	(D)	EE
823, 4, 9	Selected educational services	5	1 299	290	131	35
83	Social services	22	(D)	(D)	(D)	BB
835	Child day care services	10	(D)	(D)	(D)	BB
832, 3, 6, 9	Other social services	12	1 375	593	157	65
87 ex. 8733	Engineering, accounting, research, management, and related services (except noncommercial research organizations)	70	22 839	10 584	2 607	465
871	Engineering, architectural, and surveying services	20	(D)	(D)	(D)	CC
872	Accounting, auditing, and bookkeeping services	35	(D)	(D)	(D)	CC
873 ex. 8733	Research, development, and testing services (except noncommercial research organizations)	3	(D)	(D)	(D)	BB
874	Management and public relations services	12	(D)	(D)	(D)	BB
89	Services, n.e.c.	5	(D)	(D)	(D)	AA
MANITOWOC COUNTY						
	Total	405	132 612	53 995	12 185	3 342
70 ex. 704	Hotels, rooming houses, camps, and other lodging places (except membership lodging)	12	(D)	(D)	(D)	EE
7011	Hotels and motels	11	12 091	4 203	885	454
7011 pt.	Hotels	3	9 769	3 729	799	375
7011 pt.	Motels, motor hotels, and tourist courts	8	2 322	474	86	79
702, 3	Other lodging places	1	(D)	(D)	(D)	AA
72	Personal services	76	9 518	3 056	671	310
721	Laundry, cleaning, and garment services	11	1 488	360	80	49
7211	Power laundries, family and commercial*	—	—	—	—	—
7213	Linen supply*	—	—	—	—	—
7215	Coin-operated laundries and drycleaning	5	980	206	45	29
7216	Drycleaning plants, except rug cleaning*	4	(D)	(D)	(D)	AA
7217	Carpet and upholstery cleaning	1	(D)	(D)	(D)	AA
7218	Industrial launderers*	—	—	—	—	—
7212, 9	Other laundry, cleaning, and garment services*	1	(D)	(D)	(D)	AA
722	Photographic studios, portrait	4	791	144	34	15
723, 4	Beauty and barber shops	48	3 708	1 578	371	205
723	Beauty shops	46	(D)	(D)	(D)	CC
724	Barber shops	2	(D)	(D)	(D)	AA
725	Shoe repair shops and shoeshine parlors	—	—	—	—	—
726	Funeral service and crematories	8	3 371	942	171	31
729	Miscellaneous personal services	5	160	32	15	10
73	Business services	42	11 446	4 774	1 129	513
731	Advertising	5	1 329	411	101	25
732	Consumer credit reporting agencies, mercantile reporting agencies, and adjustment and collection agencies	1	(D)	(D)	(D)	AA
733	Mailing, reproduction, commercial art and photography, and stenographic services	3	(D)	(D)	(D)	AA
734	Services to dwellings and other buildings	10	2 307	1 341	311	235
735	Miscellaneous equipment rental and leasing	3	(D)	(D)	(D)	AA
736	Personnel supply services	3	2 063	1 447	342	144
737	Computer programming, data processing, and other computer related services	5	1 227	428	105	30
7371, 2, 3	Computer programming, prepackaged software, and integrated systems	2	(D)	(D)	(D)	AA
7374, 5, 6	Data processing services	2	(D)	(D)	(D)	BB
7377, 8, 9	Computer rental and leasing, maintenance, and related services, n.e.c.	1	(D)	(D)	(D)	AA
738	Miscellaneous business services	12	2 705	646	174	51

Table 6. Summary Statistics for Firms Subject to Federal Income Tax for Counties With 350 Establishments or More: 1992 — Con.

[Includes only establishments with payroll. For meaning of abbreviations and symbols, see introductory text. For explanation of terms and comparability of 1987 and 1992 censuses, see appendix A. For information on geographic areas followed by ▲, see appendix F]

SIC code	Geographic area and kind of business or operation	Establishments (number)	Receipts (\$1,000)	Annual payroll (\$1,000)	First-quarter payroll (\$1,000)	Paid employees for pay period including March 12 (number)
MANITOWOC COUNTY — Con.						
75	Automotive repair, services, and parking	49	11 000	2 426	566	168
751	Automotive rental and leasing, without drivers	1	(D)	(D)	(D)	AA
752	Automobile parking	—	—	—	—	—
753	Automotive repair shops	42	10 300	2 276	531	152
7532	Top, body, and upholstery repair shops and paint shops	20	4 276	689	186	48
7538	General automotive repair shops	19	4 696	1 162	262	83
7533, 4, 6, 7, 9	Other automotive repair shops	3	1 328	425	83	21
754	Automotive services, except repair	6	(D)	(D)	(D)	AA
76	Miscellaneous repair services	15	2 852	579	123	30
762	Electrical repair shops	3	(D)	(D)	(D)	AA
7622	Radio and television repair shops	2	(D)	(D)	(D)	AA
7623, 9	Other electrical and electronic repair shops	1	(D)	(D)	(D)	AA
763	Watch, clock, and jewelry repair	—	—	—	—	—
764	Reupholstery and furniture repair	3	299	60	6	3
769	Miscellaneous repair and related services	9	(D)	(D)	(D)	AA
78, 79, 84	Amusement and recreation services, including motion pictures and museums	28	3 293	717	178	152
781, 2	Motion picture production, distribution, and services	—	—	—	—	—
783	Motion picture theaters	2	(D)	(D)	(D)	BB
784	Video tape rental	2	(D)	(D)	(D)	AA
792	Theatrical producers (except motion picture), bands, orchestras, and entertainers	—	—	—	—	—
793	Bowling centers	7	838	259	99	67
79 ex. 792, 3; 84	Commercial sports and other amusement and recreation services, including museums	17	1 580	358	65	57
80	Health services	94	60 145	30 049	6 647	1 180
801	Offices and clinics of doctors of medicine	27	35 084	19 175	4 274	492
802	Offices and clinics of dentists	34	10 373	4 489	925	184
803	Offices and clinics of doctors of osteopathy	2	(D)	(D)	(D)	AA
804	Offices and clinics of other health practitioners	20	4 740	1 672	338	78
805	Nursing and personal care facilities	5	(D)	(D)	(D)	EE
806	Hospitals	—	—	—	—	—
807, 8, 9	Other health services	6	2 045	991	208	133
81	Legal services	29	8 972	2 286	544	123
823, 4, 9	Selected educational services	2	(D)	(D)	(D)	BB
83	Social services	25	(D)	(D)	(D)	CC
835	Child day care services	5	(D)	(D)	(D)	BB
832, 3, 6, 9	Other social services	20	2 321	913	225	128
87 ex. 8733	Engineering, accounting, research, management, and related services (except noncommercial research organizations)	33	9 701	4 461	1 097	238
871	Engineering, architectural, and surveying services	8	2 107	991	201	38
872	Accounting, auditing, and bookkeeping services	13	3 407	1 363	364	95
873 ex. 8733	Research, development, and testing services (except noncommercial research organizations)	4	3 456	1 843	466	88
874	Management and public relations services	8	731	264	66	17
89	Services, n.e.c.	—	—	—	—	—
MARATHON COUNTY (Coextensive with Wausau, WI MSA; see table 7a.)						
MILWAUKEE COUNTY						
Total		7 091	4 736 799	2 030 370	436 364	90 044
70 ex. 704	Hotels, rooming houses, camps, and other lodging places (except membership lodging)	69	126 405	35 905	8 566	3 501
7011	Hotels and motels	61	124 781	35 567	8 496	3 478
7011 pt.	Hotels	22	87 866	26 017	6 285	2 361
7011 pt.	Hotels, 25 guestrooms or more	20	(D)	(D)	(D)	GG
7011 pt.	Hotels, less than 25 guestrooms	2	(D)	(D)	(D)	AA
7011 pt.	Motels, motor hotels, and tourist courts	39	36 915	9 550	2 211	1 117
7011 pt.	Motels, tourist courts	26	14 774	3 368	808	382
7011 pt.	Motor hotels	13	22 141	6 182	1 403	735
702, 3	Other lodging places	8	1 624	338	70	23
702	Rooming and boarding houses	5	(D)	(D)	(D)	AA
703	Camps and recreational vehicle parks	3	(D)	(D)	(D)	AA

Table 6. Summary Statistics for Firms Subject to Federal Income Tax for Counties With 350 Establishments or More: 1992 — Con.

[Includes only establishments with payroll. For meaning of abbreviations and symbols, see introductory text. For explanation of terms and comparability of 1987 and 1992 censuses, see appendix A. For information on geographic areas followed by ▲, see appendix F]

SIC code	Geographic area and kind of business or operation	Establishments (number)	Receipts (\$1,000)	Annual payroll (\$1,000)	First-quarter payroll (\$1,000)	Paid employees for pay period including March 12 (number)
MILWAUKEE COUNTY — Con.						
72	Personal services	854	210 810	74 640	18 320	6 443
721	Laundry, cleaning, and garment services	169	74 548	25 068	5 953	1 835
7211	Power laundries, family and commercial*	8	(D)	(D)	(D)	CC
7213	Linen supply*	3	12 515	4 559	1 096	240
7215	Coin-operated laundries and drycleaning	47	13 282	2 745	622	194
7216	Drycleaning plants, except rug cleaning*	56	17 670	7 871	1 576	678
7217	Carpet and upholstery cleaning	29	7 850	2 341	593	192
7218	Industrial launderers*	2	(D)	(D)	(D)	CC
7212, 9	Other laundry, cleaning, and garment services*	24	(D)	(D)	(D)	BB
7212	Garment pressing, and agents for laundries and drycleaners	8	(D)	(D)	(D)	BB
7219	Laundry and garment services, n.e.c.*	16	(D)	(D)	(D)	BB
722	Photographic studios, portrait	54	16 430	5 066	1 113	317
723, 4	Beauty and barber shops	477	53 713	24 160	5 767	2 353
723	Beauty shops	440	50 939	22 980	5 482	2 240
724	Barber shops	37	2 774	1 180	285	113
725	Shoe repair shops and shoeshine parlors	8	659	143	35	16
726	Funeral service and crematories	67	36 861	11 468	2 958	366
729	Miscellaneous personal services	79	28 599	8 735	2 494	1 556
7291	Tax return preparation services	23	4 643	2 434	1 043	742
7299	Miscellaneous personal services, n.e.c.	56	23 956	6 301	1 451	814
73	Business services	1 295	1 116 828	477 725	108 380	30 930
731	Advertising	113	80 083	37 336	8 261	971
7311	Advertising agencies	90	66 810	33 904	7 604	830
7312	Outdoor advertising services	3	(D)	(D)	(D)	BB
7313	Radio, television, publishers' advertising representatives	12	(D)	(D)	(D)	BB
7319	Advertising, n.e.c.	8	(D)	(D)	(D)	AA
732	Consumer credit reporting agencies, mercantile reporting agencies, and adjustment and collection agencies	20	17 712	3 961	925	191
7322	Adjustment and collection services	16	(D)	(D)	(D)	CC
7323	Credit reporting services	4	(D)	(D)	(D)	BB
733	Mailing, reproduction, commercial art and photography, and stenographic services	160	149 204	36 090	8 472	1 450
7331	Direct mail advertising services	17	89 012	16 378	3 705	630
7334	Photocopying and duplicating services	15	19 407	5 339	1 347	265
7335, 6	Commercial photography, art, and graphics	102	32 966	10 446	2 515	409
7335	Commercial photography	30	8 259	2 739	652	116
7336	Commercial art and graphic design	72	24 707	7 707	1 863	293
7338	Secretarial and court reporting services	26	7 819	3 927	905	146
734	Services to dwellings and other buildings	277	67 537	37 337	8 952	4 685
7342	Disinfecting and pest control services	17	5 864	2 466	566	118
7349	Building cleaning and maintenance services, n.e.c.	260	61 673	34 871	8 386	4 567
735	Miscellaneous equipment rental and leasing	66	51 580	12 518	2 656	594
7352	Medical equipment rental and leasing	3	(D)	(D)	(D)	AA
7353	Heavy construction equipment rental and leasing	2	(D)	(D)	(D)	BB
7359	Equipment rental and leasing, n.e.c.	61	(D)	(D)	(D)	FF
736	Personnel supply services	190	274 243	157 881	34 066	13 644
7361	Employment agencies	63	21 849	10 608	2 258	601
7363	Help supply services	127	252 394	147 273	31 808	13 043
7363 pt.	Temporary help supply	106	230 265	132 989	28 690	12 242
7363 pt.	Help supply, except temporary	21	22 129	14 284	3 118	801
737	Computer programming, data processing, and other computer related services	206	232 750	97 599	22 901	2 651
7371, 2, 3	Computer programming, prepackaged software, and integrated systems	132	122 264	49 282	10 953	1 028
7371	Computer programming services	81	41 355	24 034	5 632	594
7372	Prepackaged software	30	33 273	9 940	1 860	213
7373	Computer integrated systems	21	47 636	15 308	3 461	221
7374, 5, 6	Data processing services	37	(D)	(D)	(D)	GG
7374, 5	Computer processing, information retrieval	35	(D)	(D)	(D)	GG
7376	Computer facilities management services	2	(D)	(D)	(D)	CC
7377, 8, 9	Computer rental and leasing, maintenance, and related services, n.e.c.	37	(D)	(D)	(D)	CC
7377	Computer rental and leasing	3	(D)	(D)	(D)	AA
7378	Computer maintenance and repair	11	(D)	(D)	(D)	BB
7379	Computer related services, n.e.c.	23	(D)	(D)	(D)	BB
738	Miscellaneous business services	263	243 719	95 003	22 147	6 744
7381, 2	Detective agencies and protective services	62	63 252	37 317	8 905	3 429
7381	Detective, guard, and armored car services	48	(D)	(D)	(D)	HH
7382	Security systems services	14	(D)	(D)	(D)	CC
7383	News syndicates	3	(D)	(D)	(D)	BB
7384	Photofinishing laboratories*	20	20 572	6 169	1 420	309
7389	Business services, n.e.c.	178	(D)	(D)	(D)	HH
7389 pt.	Sign painting shops	11	(D)	(D)	(D)	BB
7389 pt.	Interior designing	22	7 681	1 082	223	63
7389 pt.	Telephone answering services	3	(D)	(D)	(D)	BB
7389 pt.	Other business services	142	144 822	48 283	11 080	2 844

Table 6. Summary Statistics for Firms Subject to Federal Income Tax for Counties With 350 Establishments or More: 1992 — Con.

[Includes only establishments with payroll. For meaning of abbreviations and symbols, see introductory text. For explanation of terms and comparability of 1987 and 1992 censuses, see appendix A. For information on geographic areas followed by ▲, see appendix F]

SIC code	Geographic area and kind of business or operation	Establishments (number)	Receipts (\$1,000)	Annual payroll (\$1,000)	First-quarter payroll (\$1,000)	Paid employees for pay period including March 12 (number)
MILWAUKEE COUNTY — Con.						
75	Automotive repair, services, and parking	640	334 003	70 959	17 258	4 061
751	Automotive rental and leasing, without drivers	62	131 195	14 088	3 374	661
7513	Truck rental and leasing, without drivers	21	(D)	(D)	(D)	CC
7514, 5	Passenger car rental and leasing	35	95 246	9 168	2 180	446
7514	Passenger car rental	18	41 212	6 202	1 363	323
7515	Passenger car leasing	17	54 034	2 966	817	123
7519	Utility trailer and recreational vehicle rental	6	(D)	(D)	(D)	AA
752	Automobile parking	72	(D)	(D)	(D)	EE
753	Automotive repair shops	401	142 515	41 845	10 139	2 034
7532	Top, body, and upholstery repair shops and paint shops	111	37 421	13 059	3 309	607
7532 pt.	Top and body repair shops	99	34 689	11 991	3 048	554
7532 pt.	Paint shops	12	2 732	1 068	261	53
7538	General automotive repair shops	197	61 716	16 736	3 946	862
7538 pt.	General automotive repair shops, except diesel	181	53 265	13 829	3 306	740
7538 pt.	Diesel repair shops	16	8 451	2 907	640	122
7533, 4, 6, 7, 9	Other automotive repair shops	93	43 378	12 050	2 884	565
7533	Automotive exhaust system repair shops	27	16 499	4 080	889	178
7534	Tire retreading and repair shops	5	(D)	(D)	(D)	BB
7536	Automotive glass replacement shops	14	4 874	1 342	342	66
7537	Automotive transmission repair shops	16	7 677	2 560	642	110
7539	Automotive repair shops, n.e.c.	31	(D)	(D)	(D)	CC
7539 pt.	Radiator repair	8	(D)	(D)	(D)	BB
7539 pt.	Brake, front end, and wheel alignment	11	5 740	1 490	397	81
7539 pt.	Automotive electrical and fuel system services	11	(D)	(D)	(D)	BB
7539 pt.	Other automotive repair shops, n.e.c.	1	(D)	(D)	(D)	AA
754	Automotive services, except repair	105	(D)	(D)	(D)	GG
7542	Carwashes	48	(D)	(D)	(D)	FF
7549	Automotive services, except repair and carwashes	57	24 625	6 480	1 577	523
76	Miscellaneous repair services	234	126 217	42 290	9 659	1 772
762	Electrical repair shops	77	49 313	16 188	3 947	768
7622	Radio and television repair shops	30	8 442	3 219	783	172
7623, 9	Other electrical and electronic repair shops	47	40 871	12 969	3 164	596
7623	Refrigeration and air-conditioning service and repair shops	6	677	238	49	11
7629	Electrical and electronic repair shops, n.e.c.	41	40 194	12 731	3 115	585
763	Watch, clock, and jewelry repair	10	(D)	(D)	(D)	BB
764	Reupholstery and furniture repair	28	4 586	1 331	286	117
769	Miscellaneous repair and related services	119	(D)	(D)	(D)	FF
7692	Welding repair	7	(D)	(D)	(D)	BB
7694	Armature rewinding shops	5	8 555	2 302	609	84
7699	Repair shops and related services, n.e.c.	107	(D)	(D)	(D)	FF
78, 79, 84	Amusement and recreation services, including motion pictures and museums	342	270 066	98 607	16 614	4 532
781, 2	Motion picture production, distribution, and services	43	37 891	6 774	1 521	251
783	Motion picture theaters	23	22 883	2 756	646	423
7832	Motion picture theaters, except drive-in	22	(D)	(D)	(D)	EE
7833	Drive-in motion picture theaters	1	(D)	(D)	(D)	AA
784	Video tape rental	62	20 881	3 751	895	463
792	Theatrical producers (except motion picture), bands, orchestras, and entertainers	41	13 158	3 657	751	438
7922	Theatrical producers (except motion picture) and miscellaneous theatrical services	18	9 460	2 409	535	316
7929	Bands, orchestras, actors, and other entertainers and entertainment groups	23	3 698	1 248	216	122
793	Bowling centers	45	20 886	6 397	1 816	1 020
79 ex. 792, 3; 84	Commercial sports and other amusement and recreation services, including museums	128	154 367	75 272	10 985	1 937
794	Commercial sports	13	47 051	58 907	7 138	406
7941	Professional sports clubs, managers, promoters	10	(D)	(D)	(D)	EE
7948	Racing, including track operation	3	(D)	(D)	(D)	AA
79 ex. 792, 3, 4; 84	Other amusement and recreation services, including museums	115	107 316	16 365	3 847	1 531
791	Dance studios, schools, and halls	14	2 255	744	186	71
7991	Physical fitness facilities	26	19 449	4 429	1 103	522
7992	Public golf courses	2	(D)	(D)	(D)	AA
7993	Coin-operated amusement devices	15	8 173	1 725	419	99
7996	Amusement parks	—	—	—	—	—
7997	Membership sports and recreation clubs	3	(D)	(D)	(D)	BB
7999, 84	Amusement and recreation services, including museums, n.e.c.	55	76 239	9 261	2 100	804
7999 pt.	Concession operators of amusement devices and rides	3	(D)	(D)	(D)	AA
7999 pt.	Carnivals, circuses, and fairs	3	(D)	(D)	(D)	BB
7999 pt., 84	Other recreation and amusements, including museums	49	74 366	8 543	1 966	778

Table 6. Summary Statistics for Firms Subject to Federal Income Tax for Counties With 350 Establishments or More: 1992 — Con.

[Includes only establishments with payroll. For meaning of abbreviations and symbols, see introductory text. For explanation of terms and comparability of 1987 and 1992 censuses, see appendix A. For information on geographic areas followed by ▲, see appendix F]

SIC code	Geographic area and kind of business or operation	Establishments (number)	Receipts (\$1,000)	Annual payroll (\$1,000)	First-quarter payroll (\$1,000)	Paid employees for pay period including March 12 (number)
MILWAUKEE COUNTY — Con.						
80	Health services	1 985	1 380 572	723 795	149 521	23 346
801	Offices and clinics of doctors of medicine	940	699 395	423 606	79 302	6 868
8011 pt.	Offices of doctors of medicine	923	678 352	411 937	77 431	6 654
8011 pt.	General medical clinics	17	21 043	11 669	1 871	214
802	Offices and clinics of dentists	517	160 460	61 498	13 696	2 771
803	Offices and clinics of doctors of osteopathy	40	14 070	6 564	1 634	202
804	Offices and clinics of other health practitioners	272	66 640	25 130	5 629	1 174
8041	Offices and clinics of chiropractors	91	18 119	5 447	1 206	282
8042	Offices and clinics of optometrists	43	13 870	3 871	778	213
8043	Offices and clinics of podiatrists	40	8 680	3 334	669	127
8049	Offices and clinics of health practitioners, n.e.c.	98	25 971	12 478	2 976	552
805	Nursing and personal care facilities	51	212 074	109 922	26 724	6 932
8051	Skilled nursing care facilities	39	191 442	98 579	23 872	6 161
8052	Intermediate care facilities	7	(D)	(D)	(D)	FF
8059	Nursing and personal care facilities, n.e.c.	5	(D)	(D)	(D)	CC
806	Hospitals	4	(D)	(D)	(D)	EE
8062	General medical and surgical hospitals	—	—	—	—	—
8063, 9	Specialty hospitals	4	(D)	(D)	(D)	EE
807, 8, 9	Other health services	161	(D)	(D)	(D)	HH
807	Medical and dental laboratories	63	97 664	38 644	9 221	1 659
8071	Medical laboratories	30	86 774	33 172	7 968	1 389
8072	Dental laboratories	33	10 890	5 472	1 253	270
808	Home health care services	25	51 059	29 847	6 946	2 156
809	Miscellaneous health and allied services, n.e.c.	73	(D)	(D)	(D)	GG
8092	Kidney dialysis centers	2	(D)	(D)	(D)	AA
8093	Specialty outpatient facilities, n.e.c.	38	22 701	9 782	2 133	396
8099	Health and allied services, n.e.c.	33	(D)	(D)	(D)	FF
81	Legal services	600	542 111	242 796	47 014	5 475
823, 4, 9	Selected educational services	51	9 894	3 138	697	281
823	Libraries	—	—	—	—	—
824	Vocational schools	17	3 043	919	224	97
829	Schools and educational services, n.e.c.	34	6 851	2 219	473	184
83	Social services	214	67 791	29 660	6 564	2 348
835	Child day care services	104	22 299	9 714	2 125	995
832, 3, 6, 9	Other social services	110	45 492	19 946	4 439	1 353
87 ex. 8733	Engineering, accounting, research, management, and related services (except noncommercial research organizations)	773	537 108	225 864	52 783	7 191
871	Engineering, architectural, and surveying services	206	217 763	88 185	20 595	2 381
8711	Engineering services	141	176 239	70 923	16 801	1 852
8712	Architectural services	55	39 806	16 345	3 626	479
8713	Surveying services	10	1 718	917	168	50
872	Accounting, auditing, and bookkeeping services	257	174 029	73 731	17 511	2 468
873 ex. 8733	Research, development, and testing services (except noncommercial research organizations)	31	16 649	7 679	1 656	429
8731	Commercial physical and biological research	1	(D)	(D)	(D)	AA
8732	Commercial economic, sociological, and educational research	18	(D)	(D)	(D)	EE
8734	Testing laboratories	12	9 641	4 818	1 017	159
874	Management and public relations services	279	128 667	56 269	13 021	1 913
8741	Management services	74	45 728	21 265	5 230	815
8742	Management consulting services	138	54 211	24 576	5 325	656
8743	Public relations services	29	15 047	5 648	1 377	178
8744	Facilities support management services	2	(D)	(D)	(D)	AA
8748	Business consulting services, n.e.c.	36	(D)	(D)	(D)	EE
89	Services, n.e.c.	34	14 994	4 991	988	164
OUTAGAMIE COUNTY						
	Total	917	493 730	201 938	43 842	10 748
70 ex. 704	Hotels, rooming houses, camps, and other lodging places (except membership lodging)	17	(D)	(D)	(D)	FF
7011	Hotels and motels	16	24 735	5 857	1 354	664
7011 pt.	Hotels	3	(D)	(D)	(D)	EE
7011 pt.	Motels, motor hotels, and tourist courts	13	(D)	(D)	(D)	CC
702, 3	Other lodging places	1	(D)	(D)	(D)	AA

Table 6. Summary Statistics for Firms Subject to Federal Income Tax for Counties With 350 Establishments or More: 1992 — Con.

[Includes only establishments with payroll. For meaning of abbreviations and symbols, see introductory text. For explanation of terms and comparability of 1987 and 1992 censuses, see appendix A. For information on geographic areas followed by ▲, see appendix F]

SIC code	Geographic area and kind of business or operation	Establishments (number)	Receipts (\$1,000)	Annual payroll (\$1,000)	First-quarter payroll (\$1,000)	Paid employees for pay period including March 12 (number)
OUTAGAMIE COUNTY — Con.						
72	Personal services	137	32 080	10 265	2 516	901
721	Laundry, cleaning, and garment services	31	13 865	3 910	941	278
7211	Power laundries, family and commercial*	—	—	—	—	—
7213	Linen supply*	1	(D)	(D)	(D)	CC
7215	Coin-operated laundries and drycleaning	3	(D)	(D)	(D)	AA
7216	Drycleaning plants, except rug cleaning*	7	(D)	(D)	(D)	BB
7217	Carpet and upholstery cleaning	6	(D)	(D)	(D)	BB
7218	Industrial laundriers*	1	(D)	(D)	(D)	AA
7212, 9	Other laundry, cleaning, and garment services*	13	(D)	(D)	(D)	BB
722	Photographic studios, portrait	10	2 195	490	99	41
723, 4	Beauty and barber shops	79	9 505	4 126	971	409
723	Beauty shops	75	9 337	4 068	957	402
724	Barber shops	4	168	58	14	7
725	Shoe repair shops and shoeshine parlors	—	—	—	—	—
726	Funeral service and crematories	5	(D)	(D)	(D)	BB
729	Miscellaneous personal services	12	(D)	(D)	(D)	CC
73	Business services	156	98 618	43 004	9 307	3 464
731	Advertising	10	7 724	2 049	467	79
732	Consumer credit reporting agencies, mercantile reporting agencies, and adjustment and collection agencies	4	(D)	(D)	(D)	AA
733	Mailing, reproduction, commercial art and photography, and stenographic services	23	11 730	3 956	836	181
734	Services to dwellings and other buildings	33	9 310	5 212	1 159	725
735	Miscellaneous equipment rental and leasing	8	6 264	1 084	239	52
736	Personnel supply services	19	20 806	11 712	2 556	1 373
737	Computer programming, data processing, and other computer related services	17	15 731	7 251	1 627	212
7371, 2, 3	Computer programming, prepackaged software, and integrated systems	10	(D)	(D)	(D)	CC
7374, 5, 6	Data processing services	2	(D)	(D)	(D)	BB
7377, 8, 9	Computer rental and leasing, maintenance, and related services, n.e.c.	5	(D)	(D)	(D)	BB
738	Miscellaneous business services	42	(D)	(D)	(D)	FF
75	Automotive repair, services, and parking	105	41 292	9 339	2 098	725
751	Automotive rental and leasing, without drivers	11	(D)	(D)	(D)	BB
752	Automobile parking	1	(D)	(D)	(D)	AA
753	Automotive repair shops	80	28 368	7 139	1 617	377
7532	Top, body, and upholstery repair shops and paint shops	28	(D)	(D)	(D)	CC
7538	General automotive repair shops	36	13 074	3 092	731	173
7533, 4, 6, 7, 9	Other automotive repair shops	16	(D)	(D)	(D)	CC
754	Automotive services, except repair	13	(D)	(D)	(D)	EE
76	Miscellaneous repair services	44	11 877	3 625	826	172
762	Electrical repair shops	11	2 587	758	165	37
7622	Radio and television repair shops	4	(D)	(D)	(D)	AA
7623, 9	Other electrical and electronic repair shops	7	(D)	(D)	(D)	BB
763	Watch, clock, and jewelry repair	2	(D)	(D)	(D)	AA
764	Reupholstery and furniture repair	2	(D)	(D)	(D)	AA
769	Miscellaneous repair and related services	29	8 955	2 808	645	128
78, 79, 84	Amusement and recreation services, including motion pictures and museums	54	34 840	5 971	1 337	742
781, 2	Motion picture production, distribution, and services	1	(D)	(D)	(D)	AA
783	Motion picture theaters	3	(D)	(D)	(D)	BB
784	Video tape rental	8	(D)	(D)	(D)	BB
792	Theatrical producers (except motion picture), bands, orchestras, and entertainers	8	2 848	644	145	34
793	Bowling centers	8	2 732	572	180	111
79 ex. 792, 3, 84	Commercial sports and other amusement and recreation services, including museums	26	25 115	4 236	868	486
80	Health services	229	144 785	74 550	14 970	2 337
801	Offices and clinics of doctors of medicine	71	80 868	47 891	9 178	983
802	Offices and clinics of dentists	88	28 591	11 991	2 619	576
803	Offices and clinics of doctors of osteopathy	3	731	291	43	11
804	Offices and clinics of other health practitioners	38	10 601	3 832	769	153
805	Nursing and personal care facilities	7	15 080	6 764	1 294	398
806	Hospitals	—	—	—	—	—
807, 8, 9	Other health services	22	8 914	3 781	1 067	216
81	Legal services	48	25 874	8 861	1 940	288
823, 4, 9	Selected educational services	5	1 775	757	130	35
83	Social services	24	(D)	(D)	(D)	CC
835	Child day care services	13	(D)	(D)	(D)	CC
832, 3, 6, 9	Other social services	11	1 953	745	168	66

Table 6. Summary Statistics for Firms Subject to Federal Income Tax for Counties With 350 Establishments or More: 1992 — Con.

[Includes only establishments with payroll. For meaning of abbreviations and symbols, see introductory text. For explanation of terms and comparability of 1987 and 1992 censuses, see appendix A. For information on geographic areas followed by ▲, see appendix F]

SIC code	Geographic area and kind of business or operation	Establishments (number)	Receipts (\$1,000)	Annual payroll (\$1,000)	First-quarter payroll (\$1,000)	Paid employees for pay period including March 12 (number)
OUTAGAMIE COUNTY — Con.						
87 ex. 8733	Engineering, accounting, research, management, and related services (except noncommercial research organizations) -----	94	73 225	37 870	8 972	1 227
871	Engineering, architectural, and surveying services -----	25	41 373	20 114	4 627	520
872	Accounting, auditing, and bookkeeping services -----	41	22 795	13 196	3 157	435
873 ex. 8733	Research, development, and testing services (except noncommercial research organizations) -----	6	3 814	1 733	423	192
874	Management and public relations services -----	22	5 243	2 827	765	80
89	Services, n.e.c. -----	4	(D)	(D)	(D)	AA
OZAUKEE COUNTY						
Total -----		622	241 031	98 675	21 931	4 377
70 ex. 704	Hotels, rooming houses, camps, and other lodging places (except membership lodging) -----	8	2 671	589	133	102
7011	Hotels and motels -----	7	(D)	(D)	(D)	CC
7011 pt.	Hotels -----	3	(D)	(D)	(D)	BB
7011 pt.	Motels, motor hotels, and tourist courts -----	4	(D)	(D)	(D)	BB
702, 3	Other lodging places -----	1	(D)	(D)	(D)	AA
72	Personal services -----	78	15 198	5 612	1 305	461
721	Laundry, cleaning, and garment services -----	11	2 036	617	142	70
7211	Power laundries, family and commercial* -----	—	—	—	—	—
7213	Linen supply* -----	—	—	—	—	—
7215	Coin-operated laundries and drycleaning -----	2	(D)	(D)	(D)	AA
7216	Drycleaning plants, except rug cleaning* -----	7	1 868	595	137	64
7217	Carpet and upholstery cleaning -----	1	(D)	(D)	(D)	AA
7218	Industrial laundries* -----	—	—	—	—	—
7212, 9	Other laundry, cleaning, and garment services* -----	1	(D)	(D)	(D)	AA
722	Photographic studios, portrait -----	5	2 349	652	137	25
723, 4	Beauty and barber shops -----	44	6 922	3 578	826	290
723	Beauty shops -----	40	(D)	(D)	(D)	EE
724	Barber shops -----	4	(D)	(D)	(D)	AA
725	Shoe repair shops and shoeshine parlors -----	—	—	—	—	—
726	Funeral service and crematories -----	6	1 658	401	103	21
729	Miscellaneous personal services -----	12	2 233	364	97	55
73	Business services -----	115	59 418	22 276	4 868	867
731	Advertising -----	14	(D)	(D)	(D)	CC
732	Consumer credit reporting agencies, mercantile reporting agencies, and adjustment and collection agencies -----	2	(D)	(D)	(D)	AA
733	Mailing, reproduction, commercial art and photography, and stenographic services -----	14	2 366	862	217	39
734	Services to dwellings and other buildings -----	22	2 748	1 192	284	120
735	Miscellaneous equipment rental and leasing -----	1	(D)	(D)	(D)	AA
736	Personnel supply services -----	5	(D)	(D)	(D)	CC
737	Computer programming, data processing, and other computer related services -----	30	29 849	8 284	1 951	260
7371, 2, 3	Computer programming, prepackaged software, and integrated systems -----	21	(D)	(D)	(D)	CC
7374, 5, 6	Data processing services -----	4	(D)	(D)	(D)	BB
7377, 8, 9	Computer rental and leasing, maintenance, and related services, n.e.c. -----	5	(D)	(D)	(D)	AA
738	Miscellaneous business services -----	27	(D)	(D)	(D)	CC
75	Automotive repair, services, and parking -----	45	16 204	5 086	1 456	269
751	Automotive rental and leasing, without drivers -----	2	(D)	(D)	(D)	AA
752	Automobile parking -----	—	—	—	—	—
753	Automotive repair shops -----	39	12 289	4 243	1 254	202
7532	Top, body, and upholstery repair shops and paint shops -----	13	4 996	2 508	896	87
7538	General automotive repair shops -----	21	6 192	1 463	319	99
7533, 4, 6, 7, 9	Other automotive repair shops -----	5	1 101	272	39	16
754	Automotive services, except repair -----	4	(D)	(D)	(D)	BB
76	Miscellaneous repair services -----	28	9 393	3 180	722	131
762	Electrical repair shops -----	8	1 583	493	127	27
7622	Radio and television repair shops -----	1	(D)	(D)	(D)	AA
7623, 9	Other electrical and electronic repair shops -----	7	(D)	(D)	(D)	BB
763	Watch, clock, and jewelry repair -----	1	(D)	(D)	(D)	AA
764	Reupholstery and furniture repair -----	3	(D)	(D)	(D)	AA
769	Miscellaneous repair and related services -----	16	6 980	2 311	521	89
78, 79, 84	Amusement and recreation services, including motion pictures and museums -----	34	13 631	2 840	649	345
781, 2	Motion picture production, distribution, and services -----	2	(D)	(D)	(D)	AA
783	Motion picture theaters -----	2	(D)	(D)	(D)	BB
784	Video tape rental -----	2	(D)	(D)	(D)	AA
792	Theatrical producers (except motion picture), bands, orchestras, and entertainers -----	1	(D)	(D)	(D)	AA
793	Bowling centers -----	6	1 920	516	138	105
79 ex. 792, 3, 84	Commercial sports and other amusement and recreation services, including museums -----	21	7 835	1 706	347	170

Table 6. Summary Statistics for Firms Subject to Federal Income Tax for Counties With 350 Establishments or More: 1992 — Con.

[Includes only establishments with payroll. For meaning of abbreviations and symbols, see introductory text. For explanation of terms and comparability of 1987 and 1992 censuses, see appendix A. For information on geographic areas followed by ▲, see appendix F]

SIC code	Geographic area and kind of business or operation	Establishments (number)	Receipts (\$1,000)	Annual payroll (\$1,000)	First-quarter payroll (\$1,000)	Paid employees for pay period including March 12 (number)
OZAUKEE COUNTY—Con.						
80	Health services -----	152	88 486	44 709	9 980	1 592
801	Offices and clinics of doctors of medicine -----	60	33 145	18 678	4 122	355
802	Offices and clinics of dentists -----	39	13 215	5 026	1 088	242
803	Offices and clinics of doctors of osteopathy -----	4	1 048	322	71	13
804	Offices and clinics of other health practitioners -----	33	6 974	2 330	521	135
805	Nursing and personal care facilities -----	4	(D)	(D)	(D)	EE
806	Hospitals -----	—	—	—	—	—
807, 8, 9	Other health services -----	12	(D)	(D)	(D)	FF
81	Legal services -----	22	5 315	2 111	504	91
823, 4, 9	Selected educational services -----	7	(D)	(D)	(D)	AA
83	Social services -----	28	3 230	1 302	254	132
835	Child day care services -----	18	1 424	835	146	83
832, 3, 6, 9	Other social services -----	10	1 806	467	108	49
87 ex. 8733	Engineering, accounting, research, management, and related services (except noncommercial research organizations) -----	99	21 275	9 258	1 879	328
871	Engineering, architectural, and surveying services -----	27	6 859	3 246	645	107
872	Accounting, auditing, and bookkeeping services -----	36	(D)	(D)	(D)	BB
873 ex. 8733	Research, development, and testing services (except noncommercial research organizations) -----	1	(D)	(D)	(D)	BB
874	Management and public relations services -----	35	8 963	3 636	772	90
89	Services, n.e.c. -----	6	(D)	(D)	(D)	BB
RACINE COUNTY (Coextensive with Racine, WI PMSA; see table 7a.)						
ROCK COUNTY (Coextensive with Janesville-Beloit, WI MSA; see table 7a.)						
SHEBOYGAN COUNTY (Coextensive with Sheboygan, WI MSA; see table 7a.)						
WALWORTH COUNTY						
	Total -----	558	194 350	65 693	15 079	4 309
70 ex. 704	Hotels, rooming houses, camps, and other lodging places (except membership lodging) -----	31	(D)	(D)	(D)	FF
7011	Hotels and motels -----	28	28 591	8 862	1 832	663
7011 pt.	Hotels -----	15	26 780	8 531	1 773	623
7011 pt.	Motels, motor hotels, and tourist courts -----	13	1 811	331	59	40
702, 3	Other lodging places -----	3	(D)	(D)	(D)	AA
72	Personal services -----	85	9 708	2 875	661	311
721	Laundry, cleaning, and garment services -----	21	2 481	702	160	98
7211	Power laundries, family and commercial* -----	—	—	—	—	—
7213	Linen supply* -----	—	—	—	—	—
7215	Coin-operated laundries and drycleaning -----	8	844	210	54	35
7216	Drycleaning plants, except rug cleaning* -----	9	1 434	443	101	58
7217	Carpet and upholstery cleaning -----	4	203	49	5	5
7218	Industrial launderers* -----	—	—	—	—	—
7212, 9	Other laundry, cleaning, and garment services* -----	—	—	—	—	—
722	Photographic studios, portrait -----	3	343	61	12	6
723, 4	Beauty and barber shops -----	46	4 024	1 628	362	173
723	Beauty shops -----	45	(D)	(D)	(D)	CC
724	Barber shops -----	1	(D)	(D)	(D)	AA
725	Shoe repair shops and shoeshine parlors -----	—	—	—	—	—
726	Funeral service and crematories -----	7	2 516	443	106	20
729	Miscellaneous personal services -----	8	344	41	21	14
73	Business services -----	80	15 619	6 056	1 416	491
731	Advertising -----	2	(D)	(D)	(D)	AA
732	Consumer credit reporting agencies, mercantile reporting agencies, and adjustment and collection agencies -----	1	(D)	(D)	(D)	AA
733	Mailing, reproduction, commercial art and photography, and stenographic services -----	9	989	244	85	22
734	Services to dwellings and other buildings -----	20	2 142	844	150	120
735	Miscellaneous equipment rental and leasing -----	5	479	117	26	9
736	Personnel supply services -----	8	3 314	2 001	585	175
737	Computer programming, data processing, and other computer related services -----	13	3 347	1 132	259	39
7371, 2, 3	Computer programming, prepackaged software, and integrated systems -----	11	(D)	(D)	(D)	BB
7374, 5, 6	Data processing services -----	1	(D)	(D)	(D)	AA
7377, 8, 9	Computer rental and leasing, maintenance, and related services, n.e.c. -----	1	(D)	(D)	(D)	AA
738	Miscellaneous business services -----	22	4 383	1 248	238	116

Table 6. Summary Statistics for Firms Subject to Federal Income Tax for Counties With 350 Establishments or More: 1992 — Con.

[Includes only establishments with payroll. For meaning of abbreviations and symbols, see introductory text. For explanation of terms and comparability of 1987 and 1992 censuses, see appendix A. For information on geographic areas followed by ▲, see appendix F]

SIC code	Geographic area and kind of business or operation	Establishments (number)	Receipts (\$1,000)	Annual payroll (\$1,000)	First-quarter payroll (\$1,000)	Paid employees for pay period including March 12 (number)
WALWORTH COUNTY — Con.						
75	Automotive repair, services, and parking	38	17 767	4 232	1 006	222
751	Automotive rental and leasing, without drivers	1	(D)	(D)	(D)	AA
752	Automobile parking	—	—	—	—	—
753	Automotive repair shops	31	16 833	4 090	970	204
7532	Top, body, and upholstery repair shops and paint shops	10	13 524	3 282	721	138
7538	General automotive repair shops	16	2 560	636	201	56
7533, 4, 6, 7, 9	Other automotive repair shops	5	749	172	48	10
754	Automotive services, except repair	6	(D)	(D)	(D)	AA
76	Miscellaneous repair services	21	10 593	3 151	714	177
762	Electrical repair shops	3	160	60	12	4
7622	Radio and television repair shops	2	(D)	(D)	(D)	AA
7623, 9	Other electrical and electronic repair shops	1	(D)	(D)	(D)	AA
763	Watch, clock, and jewelry repair	—	—	—	—	—
764	Reupholstery and furniture repair	2	(D)	(D)	(D)	AA
769	Miscellaneous repair and related services	16	(D)	(D)	(D)	CC
78, 79, 84	Amusement and recreation services, including motion pictures and museums	69	35 762	8 304	1 837	726
781, 2	Motion picture production, distribution, and services	3	(D)	(D)	(D)	AA
783	Motion picture theaters	3	(D)	(D)	(D)	BB
784	Video tape rental	9	1 465	532	132	84
792	Theatrical producers (except motion picture), bands, orchestras, and entertainers	2	(D)	(D)	(D)	AA
793	Bowling centers	7	1 216	218	62	37
79 ex. 792, 3; 84	Commercial sports and other amusement and recreation services, including museums	45	31 057	7 270	1 580	564
80	Health services	104	43 017	17 688	4 103	951
801	Offices and clinics of doctors of medicine	31	17 099	7 954	1 839	233
802	Offices and clinics of dentists	33	7 488	2 631	598	148
803	Offices and clinics of doctors of osteopathy	3	1 019	213	54	14
804	Offices and clinics of other health practitioners	24	4 803	1 385	278	75
805	Nursing and personal care facilities	8	11 620	4 947	1 192	396
806	Hospitals	—	—	—	—	—
807, 8, 9	Other health services	5	988	558	142	85
81	Legal services	41	10 314	3 891	935	163
823, 4, 9	Selected educational services	3	(D)	(D)	(D)	AA
83	Social services	27	5 563	2 572	576	227
835	Child day care services	8	628	303	68	38
832, 3, 6, 9	Other social services	19	4 935	2 269	508	189
87 ex. 8733	Engineering, accounting, research, management, and related services (except noncommercial research organizations)	58	15 947	7 766	1 966	371
871	Engineering, architectural, and surveying services	21	6 227	3 500	789	108
872	Accounting, auditing, and bookkeeping services	22	4 726	1 812	488	111
873 ex. 8733	Research, development, and testing services (except noncommercial research organizations)	3	(D)	(D)	(D)	BB
874	Management and public relations services	12	(D)	(D)	(D)	CC
89	Services, n.e.c.	1	(D)	(D)	(D)	AA
WASHINGTON COUNTY						
	Total	542	197 130	67 851	15 062	4 717
70 ex. 704	Hotels, rooming houses, camps, and other lodging places (except membership lodging)	13	4 022	792	174	109
7011	Hotels and motels	10	(D)	(D)	(D)	CC
7011 pt.	Hotels	2	(D)	(D)	(D)	BB
7011 pt.	Motels, motor hotels, and tourist courts	8	(D)	(D)	(D)	BB
702, 3	Other lodging places	3	(D)	(D)	(D)	AA
72	Personal services	71	12 868	4 694	1 079	462
721	Laundry, cleaning, and garment services	15	3 790	1 366	301	106
7211	Power laundries, family and commercial*	—	—	—	—	—
7213	Linen supply*	—	—	—	—	—
7215	Coin-operated laundries and drycleaning	—	—	—	—	—
7216	Drycleaning plants, except rug cleaning*	5	796	316	66	33
7217	Carpet and upholstery cleaning	6	(D)	(D)	(D)	AA
7218	Industrial launderers*	3	(D)	(D)	(D)	BB
7212, 9	Other laundry, cleaning, and garment services*	1	(D)	(D)	(D)	AA
722	Photographic studios, portrait	5	643	111	14	8
723, 4	Beauty and barber shops	34	5 192	2 637	608	285
723	Beauty shops	33	(D)	(D)	(D)	EE
724	Barber shops	1	(D)	(D)	(D)	AA
725	Shoe repair shops and shoeshine parlors	1	(D)	(D)	(D)	AA
726	Funeral service and crematories	7	2 476	428	113	21
729	Miscellaneous personal services	9	(D)	(D)	(D)	BB

Table 6. Summary Statistics for Firms Subject to Federal Income Tax for Counties With 350 Establishments or More: 1992 — Con.

[Includes only establishments with payroll. For meaning of abbreviations and symbols, see introductory text. For explanation of terms and comparability of 1987 and 1992 censuses, see appendix A. For information on geographic areas followed by ▲, see appendix F]

SIC code	Geographic area and kind of business or operation	Establishments (number)	Receipts (\$1,000)	Annual payroll (\$1,000)	First-quarter payroll (\$1,000)	Paid employees for pay period including March 12 (number)
WASHINGTON COUNTY — Con.						
73	Business services	80	50 261	16 660	3 738	1 621
731	Advertising	2	(D)	(D)	(D)	EE
732	Consumer credit reporting agencies, mercantile reporting agencies, and adjustment and collection agencies	2	(D)	(D)	(D)	BB
733	Mailing, reproduction, commercial art and photography, and stenographic services	7	533	96	20	13
734	Services to dwellings and other buildings	29	3 521	1 588	379	227
735	Miscellaneous equipment rental and leasing	4	(D)	(D)	(D)	BB
736	Personnel supply services	6	(D)	(D)	(D)	FF
737	Computer programming, data processing, and other computer related services	11	5 297	1 855	374	58
7371, 2, 3	Computer programming, prepackaged software, and integrated systems	9	(D)	(D)	(D)	BB
7374, 5, 6	Data processing services	—	—	—	—	—
7377, 8, 9	Computer rental and leasing, maintenance, and related services, n.e.c.	2	(D)	(D)	(D)	AA
738	Miscellaneous business services	19	(D)	(D)	(D)	FF
75	Automotive repair, services, and parking	73	19 778	4 621	1 076	250
751	Automotive rental and leasing, without drivers	3	(D)	(D)	(D)	AA
752	Automobile parking	—	—	—	—	—
753	Automotive repair shops	64	15 867	4 030	953	206
7532	Top, body, and upholstery repair shops and paint shops	22	5 022	1 476	342	71
7538	General automotive repair shops	34	8 445	1 941	480	110
7533, 4, 6, 7, 9	Other automotive repair shops	8	2 400	613	131	25
754	Automotive services, except repair	6	(D)	(D)	(D)	BB
76	Miscellaneous repair services	34	14 737	3 449	748	149
762	Electrical repair shops	5	4 146	957	222	47
7622	Radio and television repair shops	—	—	—	—	—
7623, 9	Other electrical and electronic repair shops	5	4 146	957	222	47
763	Watch, clock, and jewelry repair	—	—	—	—	—
764	Reupholstery and furniture repair	3	(D)	(D)	(D)	AA
769	Miscellaneous repair and related services	26	(D)	(D)	(D)	BB
78, 79, 84	Amusement and recreation services, including motion pictures and museums	51	13 178	3 110	731	411
781, 2	Motion picture production, distribution, and services	1	(D)	(D)	(D)	AA
783	Motion picture theaters	3	(D)	(D)	(D)	BB
784	Video tape rental	8	(D)	(D)	(D)	BB
792	Theatrical producers (except motion picture), bands, orchestras, and entertainers	3	(D)	(D)	(D)	BB
793	Bowling centers	8	2 274	499	138	83
79 ex. 792, 3; 84	Commercial sports and other amusement and recreation services, including museums	28	7 697	2 031	460	207
80	Health services	91	53 388	22 812	5 064	970
801	Offices and clinics of doctors of medicine	19	28 986	14 412	3 155	449
802	Offices and clinics of dentists	40	13 866	4 286	934	253
803	Offices and clinics of doctors of osteopathy	—	—	—	—	—
804	Offices and clinics of other health practitioners	22	5 568	1 797	394	93
805	Nursing and personal care facilities	4	(D)	(D)	(D)	CC
806	Hospitals	—	—	—	—	—
807, 8, 9	Other health services	6	(D)	(D)	(D)	BB
81	Legal services	21	7 056	3 292	567	135
823, 4, 9	Selected educational services	2	(D)	(D)	(D)	AA
83	Social services	40	7 634	3 306	710	352
835	Child day care services	12	2 062	1 038	216	127
832, 3, 6, 9	Other social services	28	5 572	2 268	494	225
87 ex. 8733	Engineering, accounting, research, management, and related services (except noncommercial research organizations)	63	13 697	4 975	1 159	248
871	Engineering, architectural, and surveying services	25	5 580	2 080	426	73
872	Accounting, auditing, and bookkeeping services	19	(D)	(D)	(D)	BB
873 ex. 8733	Research, development, and testing services (except noncommercial research organizations)	4	(D)	(D)	(D)	AA
874	Management and public relations services	15	4 045	1 355	274	84
89	Services, n.e.c.	3	(D)	(D)	(D)	AA

Table 6. Summary Statistics for Firms Subject to Federal Income Tax for Counties With 350 Establishments or More: 1992 — Con.

[Includes only establishments with payroll. For meaning of abbreviations and symbols, see introductory text. For explanation of terms and comparability of 1987 and 1992 censuses, see appendix A. For information on geographic areas followed by ▲, see appendix F]

SIC code	Geographic area and kind of business or operation	Establishments (number)	Receipts (\$1,000)	Annual payroll (\$1,000)	First-quarter payroll (\$1,000)	Paid employees for pay period including March 12 (number)
WAUKESHA COUNTY						
	Total	2 812	1 718 228	642 668	143 194	28 558
70 ex. 704	Hotels, rooming houses, camps, and other lodging places (except membership lodging)	29	50 517	12 119	2 918	1 415
7011	Hotels and motels	26	49 588	11 841	2 854	1 379
7011 pt.	Hotels	8	32 400	8 167	2 057	906
7011 pt.	Hotels, 25 guestrooms or more	8	32 400	8 167	2 057	906
7011 pt.	Hotels, less than 25 guestrooms	—	—	—	—	—
7011 pt.	Motels, motor hotels, and tourist courts	18	17 188	3 674	797	473
7011 pt.	Motels, tourist courts	13	(D)	(D)	(D)	CC
7011 pt.	Motor hotels	5	(D)	(D)	(D)	CC
702, 3	Other lodging places	3	929	278	64	36
702	Rooming and boarding houses	2	(D)	(D)	(D)	BB
703	Camps and recreational vehicle parks	1	(D)	(D)	(D)	AA
72	Personal services	319	75 703	29 809	7 221	2 359
721	Laundry, cleaning, and garment services	66	32 952	13 414	3 252	808
7211	Power laundries, family and commercial*	3	(D)	(D)	(D)	BB
7213	Linen supply*	1	(D)	(D)	(D)	BB
7215	Coin-operated laundries and drycleaning	13	(D)	(D)	(D)	BB
7216	Drycleaning plants, except rug cleaning*	24	8 114	3 113	692	255
7217	Carpet and upholstery cleaning	12	(D)	(D)	(D)	BB
7218	Industrial launderers*	4	(D)	(D)	(D)	EE
7212, 9	Other laundry, cleaning, and garment services*	9	(D)	(D)	(D)	BB
7212	Garment pressing, and agents for laundries and drycleaners	3	(D)	(D)	(D)	AA
7219	Laundry and garment services, n.e.c.*	6	(D)	(D)	(D)	BB
722	Photographic studios, portrait	19	3 781	857	220	90
723, 4	Beauty and barber shops	175	23 276	11 258	2 651	1 055
723	Beauty shops	167	22 840	11 115	2 613	1 043
724	Barber shops	8	436	143	38	12
725	Shoe repair shops and shoeshine parlors	3	(D)	(D)	(D)	AA
726	Funeral service and crematories	14	7 602	1 870	428	67
729	Miscellaneous personal services	42	(D)	(D)	(D)	EE
7291	Tax return preparation services	11	1 499	759	277	173
7299	Miscellaneous personal services, n.e.c.	31	(D)	(D)	(D)	CC
73	Business services	621	600 612	225 951	52 164	9 630
731	Advertising	40	31 486	14 934	3 511	440
7311	Advertising agencies	37	28 676	13 996	3 285	409
7312	Outdoor advertising services	1	(D)	(D)	(D)	BB
7313	Radio, television, publishers' advertising representatives	1	(D)	(D)	(D)	AA
7319	Advertising, n.e.c.	1	(D)	(D)	(D)	AA
732	Consumer credit reporting agencies, mercantile reporting agencies, and adjustment and collection agencies	20	16 942	7 253	1 595	371
7322	Adjustment and collection services	14	(D)	(D)	(D)	EE
7323	Credit reporting services	6	(D)	(D)	(D)	BB
733	Mailing, reproduction, commercial art and photography, and stenographic services	67	32 344	11 598	2 478	471
7331	Direct mail advertising services	9	9 150	1 700	391	115
7334	Photocopying and duplicating services	4	(D)	(D)	(D)	AA
7335, 6	Commercial photography, art, and graphics	36	17 303	7 751	1 605	221
7335	Commercial photography	7	(D)	(D)	(D)	AA
7336	Commercial art and graphic design	29	(D)	(D)	(D)	CC
7338	Secretarial and court reporting services	18	(D)	(D)	(D)	CC
734	Services to dwellings and other buildings	128	35 239	16 361	3 090	1 888
7342	Disinfecting and pest control services	7	(D)	(D)	(D)	BB
7349	Building cleaning and maintenance services, n.e.c.	121	(D)	(D)	(D)	GG
735	Miscellaneous equipment rental and leasing	29	44 506	7 013	1 524	236
7352	Medical equipment rental and leasing	5	8 564	1 398	275	49
7353	Heavy construction equipment rental and leasing	6	(D)	(D)	(D)	BB
7359	Equipment rental and leasing, n.e.c.	18	(D)	(D)	(D)	CC
736	Personnel supply services	64	95 665	56 725	12 007	2 290
7361	Employment agencies	32	(D)	(D)	(D)	EE
7363	Help supply services	32	(D)	(D)	(D)	GG
7363 pt.	Temporary help supply	28	(D)	(D)	(D)	GG
7363 pt.	Help supply, except temporary	4	(D)	(D)	(D)	BB
737	Computer programming, data processing, and other computer related services	141	279 726	90 992	23 007	2 528
7371, 2, 3	Computer programming, prepackaged software, and integrated systems	98	81 079	35 370	7 857	850
7371	Computer programming services	67	41 090	21 999	4 912	530
7372	Prepackaged software	15	18 107	6 478	1 277	153
7373	Computer integrated systems	16	21 882	6 893	1 668	167
7374, 5, 6	Data processing services	15	133 722	37 005	10 133	1 026
7374, 5	Computer processing, information retrieval	15	133 722	37 005	10 133	1 026
7376	Computer facilities management services	—	—	—	—	—
7377, 8, 9	Computer rental and leasing, maintenance, and related services, n.e.c.	28	64 925	18 617	5 017	652
7377	Computer rental and leasing	2	(D)	(D)	(D)	AA
7378	Computer maintenance and repair	14	46 994	10 923	3 069	352
7379	Computer related services, n.e.c.	12	(D)	(D)	(D)	EE

Table 6. Summary Statistics for Firms Subject to Federal Income Tax for Counties With 350 Establishments or More: 1992 — Con.

[Includes only establishments with payroll. For meaning of abbreviations and symbols, see introductory text. For explanation of terms and comparability of 1987 and 1992 censuses, see appendix A. For information on geographic areas followed by ▲, see appendix F]

SIC code	Geographic area and kind of business or operation	Establishments (number)	Receipts (\$1,000)	Annual payroll (\$1,000)	First-quarter payroll (\$1,000)	Paid employees for pay period including March 12 (number)
WAUKESHA COUNTY—Con.						
73	Business services—Con.					
738	Miscellaneous business services	132	64 704	21 075	4 952	1 406
7381, 2	Detective agencies and protective services	14	(D)	(D)	(D)	CC
7381	Detective, guard, and armored car services	11	(D)	(D)	(D)	BB
7382	Security systems services	3	(D)	(D)	(D)	BB
7383	News syndicates	1	(D)	(D)	(D)	AA
7384	Photofinishing laboratories*	14	(D)	(D)	(D)	BB
7389	Business services, n.e.c.	103	(D)	(D)	(D)	GG
7389 pt.	Sign painting shops	4	1 279	330	48	17
7389 pt.	Interior designing	9	3 210	401	84	27
7389 pt.	Telephone answering services	5	(D)	(D)	(D)	CC
7389 pt.	Other business services	85	(D)	(D)	(D)	GG
75	Automotive repair, services, and parking	230	105 438	23 610	5 492	1 240
751	Automotive rental and leasing, without drivers	9	26 230	3 216	740	129
7513	Truck rental and leasing, without drivers	4	(D)	(D)	(D)	CC
7514, 5	Passenger car rental and leasing	5	(D)	(D)	(D)	AA
7514	Passenger car rental	2	(D)	(D)	(D)	AA
7515	Passenger car leasing	3	(D)	(D)	(D)	AA
7519	Utility trailer and recreational vehicle rental	—	—	—	—	—
752	Automobile parking	1	(D)	(D)	(D)	AA
753	Automotive repair shops	191	70 504	17 707	4 136	856
7532	Top, body, and upholstery repair shops and paint shops	58	23 735	6 629	1 586	296
7532 pt.	Top and body repair shops	52	(D)	(D)	(D)	EE
7532 pt.	Paint shops	6	(D)	(D)	(D)	BB
7538	General automotive repair shops	101	36 357	8 241	1 900	434
7538 pt.	General automotive repair shops, except diesel	88	31 709	7 189	1 652	381
7538 pt.	Diesel repair shops	13	4 648	1 052	248	53
7533, 4, 6, 7, 9	Other automotive repair shops	32	10 412	2 837	650	126
7533	Automotive exhaust system repair shops	6	(D)	(D)	(D)	BB
7534	Tire retreading and repair shops	—	—	—	—	—
7536	Automotive glass replacement shops	11	(D)	(D)	(D)	BB
7537	Automotive transmission repair shops	7	(D)	(D)	(D)	BB
7539	Automotive repair shops, n.e.c.	8	(D)	(D)	(D)	BB
7539 pt.	Radiator repair	3	(D)	(D)	(D)	AA
7539 pt.	Brake, front end, and wheel alignment	3	(D)	(D)	(D)	AA
7539 pt.	Automotive electrical and fuel system services	1	(D)	(D)	(D)	AA
7539 pt.	Other automotive repair shops, n.e.c.	1	(D)	(D)	(D)	AA
754	Automotive services, except repair	29	(D)	(D)	(D)	EE
7542	Carwashes	14	(D)	(D)	(D)	CC
7549	Automotive services, except repair and carwashes	15	5 376	1 370	348	109
76	Miscellaneous repair services	147	62 741	21 078	5 022	791
762	Electrical repair shops	40	15 010	4 343	1 061	173
7622	Radio and television repair shops	12	(D)	(D)	(D)	BB
7623, 9	Other electrical and electronic repair shops	28	(D)	(D)	(D)	CC
7623	Refrigeration and air-conditioning service and repair shops	6	2 630	609	152	20
7629	Electrical and electronic repair shops, n.e.c.	22	(D)	(D)	(D)	BB
763	Watch, clock, and jewelry repair	1	(D)	(D)	(D)	AA
764	Reupholstery and furniture repair	13	1 464	389	88	30
769	Miscellaneous repair and related services	93	(D)	(D)	(D)	FF
7692	Welding repair	9	(D)	(D)	(D)	AA
7694	Armature rewinding shops	6	(D)	(D)	(D)	BB
7699	Repair shops and related services, n.e.c.	78	(D)	(D)	(D)	FF
78, 79, 84	Amusement and recreation services, including motion pictures and museums	157	71 407	15 960	3 442	1 966
781, 2	Motion picture production, distribution, and services	9	(D)	(D)	(D)	BB
783	Motion picture theaters	10	(D)	(D)	(D)	CC
7832	Motion picture theaters, except drive-in	8	(D)	(D)	(D)	CC
7833	Drive-in motion picture theaters	2	(D)	(D)	(D)	AA
784	Video tape rental	24	(D)	(D)	(D)	CC
792	Theatrical producers (except motion picture), bands, orchestras, and entertainers	15	2 607	907	146	162
7922	Theatrical producers (except motion picture) and miscellaneous theatrical services	5	(D)	(D)	(D)	BB
7929	Bands, orchestras, actors, and other entertainers and entertainment groups	10	(D)	(D)	(D)	CC
793	Bowling centers	26	11 566	3 127	899	522
79 ex. 792, 3, 84	Commercial sports and other amusement and recreation services, including museums	73	37 380	8 351	1 709	939
794	Commercial sports	2	(D)	(D)	(D)	AA
7941	Professional sports clubs, managers, promoters	1	(D)	(D)	(D)	AA
7948	Racing, including track operation	1	(D)	(D)	(D)	AA
79 ex. 792, 3, 4, 84	Other amusement and recreation services, including museums	71	(D)	(D)	(D)	FF
791	Dance studios, schools, and halls	9	1 108	245	51	41
7991	Physical fitness facilities	9	6 831	2 084	521	328
7992	Public golf courses	7	4 524	1 357	156	44
7993	Coin-operated amusement devices	6	2 327	500	115	43
7996	Amusement parks	—	—	—	—	—
7997	Membership sports and recreation clubs	9	10 059	2 406	467	252
7999, 84	Amusement and recreation services, including museums, n.e.c.	31	(D)	(D)	(D)	CC
7999 pt.	Concession operators of amusement devices and rides	—	—	—	—	—
7999 pt.	Carnivals, circuses, and fairs	3	(D)	(D)	(D)	AA
7999 pt., 84	Other recreation and amusements, including museums	28	(D)	(D)	(D)	CC

Table 6. Summary Statistics for Firms Subject to Federal Income Tax for Counties With 350 Establishments or More: 1992 — Con.

[Includes only establishments with payroll. For meaning of abbreviations and symbols, see introductory text. For explanation of terms and comparability of 1987 and 1992 censuses, see appendix A. For information on geographic areas followed by ▲, see appendix F]

SIC code	Geographic area and kind of business or operation	Establishments (number)	Receipts (\$1,000)	Annual payroll (\$1,000)	First-quarter payroll (\$1,000)	Paid employees for pay period including March 12 (number)
WAUKESHA COUNTY—Con.						
80	Health services	542	330 256	155 992	32 310	5 537
801	Offices and clinics of doctors of medicine	179	168 349	86 775	16 776	2 132
8011 pt.	Offices of doctors of medicine	171	162 178	84 672	16 402	2 062
8011 pt.	General medical clinics	8	6 171	2 103	374	70
802	Offices and clinics of dentists	170	52 963	22 468	4 918	1 017
803	Offices and clinics of doctors of osteopathy	15	8 335	4 597	1 096	119
804	Offices and clinics of other health practitioners	126	26 595	8 819	1 983	433
8041	Offices and clinics of chiropractors	54	11 486	3 156	698	148
8042	Offices and clinics of optometrists	25	6 172	1 624	403	103
8043	Offices and clinics of podiatrists	9	2 301	794	161	31
8049	Offices and clinics of health practitioners, n.e.c.	38	6 636	3 245	721	151
805	Nursing and personal care facilities	8	37 792	15 748	3 673	1 161
8051	Skilled nursing care facilities	6	(D)	(D)	(D)	GG
8052	Intermediate care facilities	—	—	—	—	—
8059	Nursing and personal care facilities, n.e.c.	2	(D)	(D)	(D)	BB
806	Hospitals	—	—	—	—	—
8062	General medical and surgical hospitals	—	—	—	—	—
8063, 9	Specialty hospitals	—	—	—	—	—
807, 8, 9	Other health services	44	36 222	17 585	3 864	675
807	Medical and dental laboratories	16	11 751	5 139	1 192	195
8071	Medical laboratories	5	(D)	(D)	(D)	BB
8072	Dental laboratories	11	(D)	(D)	(D)	CC
808	Home health care services	8	(D)	(D)	(D)	EE
809	Miscellaneous health and allied services, n.e.c.	20	(D)	(D)	(D)	CC
8092	Kidney dialysis centers	—	—	—	—	—
8093	Specialty outpatient facilities, n.e.c.	12	(D)	(D)	(D)	BB
8099	Health and allied services, n.e.c.	8	(D)	(D)	(D)	BB
81	Legal services	154	42 072	17 699	3 635	601
823, 4, 9	Selected educational services	33	10 953	4 556	578	140
823	Libraries	—	—	—	—	—
824	Vocational schools	9	(D)	(D)	(D)	BB
829	Schools and educational services, n.e.c.	24	(D)	(D)	(D)	CC
83	Social services	120	32 892	15 036	3 414	1 374
835	Child day care services	48	11 261	4 914	1 133	606
832, 3, 6, 9	Other social services	72	21 631	10 122	2 281	768
87 ex. 8733	Engineering, accounting, research, management, and related services (except noncommercial research organizations)	440	314 241	109 212	24 903	3 339
871	Engineering, architectural, and surveying services	160	186 720	57 675	13 149	1 439
8711	Engineering services	119	168 140	47 882	10 812	1 155
8712	Architectural services	31	12 535	5 978	1 603	183
8713	Surveying services	10	6 045	3 815	734	101
872	Accounting, auditing, and bookkeeping services	128	51 612	24 435	5 688	916
873 ex. 8733	Research, development, and testing services (except noncommercial research organizations)	21	12 602	4 696	826	289
8731	Commercial physical and biological research	6	(D)	(D)	(D)	AA
8732	Commercial economic, sociological, and educational research	7	(D)	(D)	(D)	CC
8734	Testing laboratories	8	(D)	(D)	(D)	CC
874	Management and public relations services	131	63 307	22 406	5 240	695
8741	Management services	24	12 124	5 155	1 163	194
8742	Management consulting services	72	40 777	12 309	3 008	327
8743	Public relations services	9	(D)	(D)	(D)	BB
8744	Facilities support management services	—	—	—	—	—
8748	Business consulting services, n.e.c.	26	(D)	(D)	(D)	CC
89	Services, n.e.c.	20	21 396	11 646	2 095	166
WINNEBAGO COUNTY						
	Total	992	457 102	185 932	39 418	10 061
70 ex. 704	Hotels, rooming houses, camps, and other lodging places (except membership lodging)	23	(D)	(D)	(D)	FF
7011	Hotels and motels	22	21 467	6 114	1 349	732
7011 pt.	Hotels	4	(D)	(D)	(D)	EE
7011 pt.	Motels, motor hotels, and tourist courts	18	(D)	(D)	(D)	CC
702, 3	Other lodging places	1	(D)	(D)	(D)	AA

Table 6. Summary Statistics for Firms Subject to Federal Income Tax for Counties With 350 Establishments or More: 1992 — Con.

[Includes only establishments with payroll. For meaning of abbreviations and symbols, see introductory text. For explanation of terms and comparability of 1987 and 1992 censuses, see appendix A. For information on geographic areas followed by ▲, see appendix F]

SIC code	Geographic area and kind of business or operation	Establishments (number)	Receipts (\$1,000)	Annual payroll (\$1,000)	First-quarter payroll (\$1,000)	Paid employees for pay period including March 12 (number)
WINNEBAGO COUNTY — Con.						
72	Personal services	166	30 240	11 132	2 648	946
721	Laundry, cleaning, and garment services	37	13 454	4 634	1 124	335
7211	Power laundries, family and commercial*	1	(D)	(D)	(D)	AA
7213	Linen supply*	1	(D)	(D)	(D)	CC
7215	Coin-operated laundries and drycleaning	6	(D)	(D)	(D)	BB
7216	Drycleaning plants, except rug cleaning*	6	1 003	465	94	38
7217	Carpet and upholstery cleaning	6	(D)	(D)	(D)	BB
7218	Industrial launderers*	3	(D)	(D)	(D)	CC
7212, 9	Other laundry, cleaning, and garment services*	14	(D)	(D)	(D)	BB
722	Photographic studios, portrait	7	(D)	(D)	(D)	AA
723, 4	Beauty and barber shops	92	10 520	4 742	1 103	482
723	Beauty shops	89	10 379	4 683	1 089	475
724	Barber shops	3	141	59	14	7
725	Shoe repair shops and shoeshine parlors	2	(D)	(D)	(D)	AA
726	Funeral service and crematories	12	4 654	1 306	294	62
729	Miscellaneous personal services	16	(D)	(D)	(D)	BB
73	Business services	158	69 960	33 235	7 213	2 920
731	Advertising	8	4 888	1 969	507	102
732	Consumer credit reporting agencies, mercantile reporting agencies, and adjustment and collection agencies	5	(D)	(D)	(D)	BB
733	Mailing, reproduction, commercial art and photography, and stenographic services	24	(D)	(D)	(D)	CC
734	Services to dwellings and other buildings	44	6 730	3 376	713	423
735	Miscellaneous equipment rental and leasing	11	5 703	1 222	260	70
736	Personnel supply services	18	16 411	10 550	2 019	1 213
737	Computer programming, data processing, and other computer related services	17	(D)	(D)	(D)	BB
7371, 2, 3	Computer programming, prepackaged software, and integrated systems	11	(D)	(D)	(D)	BB
7374, 5, 6	Data processing services	4	(D)	(D)	(D)	BB
7377, 8, 9	Computer rental and leasing, maintenance, and related services, n.e.c.	2	(D)	(D)	(D)	AA
738	Miscellaneous business services	31	(D)	(D)	(D)	FF
75	Automotive repair, services, and parking	104	51 488	10 623	2 549	625
751	Automotive rental and leasing, without drivers	9	(D)	(D)	(D)	CC
752	Automobile parking	-	-	-	-	-
753	Automotive repair shops	83	(D)	(D)	(D)	EE
7532	Top, body, and upholstery repair shops and paint shops	26	7 231	2 325	509	135
7538	General automotive repair shops	43	13 983	3 714	921	206
7533, 4, 6, 7, 9	Other automotive repair shops	14	(D)	(D)	(D)	BB
754	Automotive services, except repair	12	(D)	(D)	(D)	CC
76	Miscellaneous repair services	37	13 139	4 354	1 078	277
762	Electrical repair shops	10	4 149	1 966	492	146
7622	Radio and television repair shops	2	(D)	(D)	(D)	AA
7623, 9	Other electrical and electronic repair shops	8	(D)	(D)	(D)	CC
763	Watch, clock, and jewelry repair	1	(D)	(D)	(D)	AA
764	Reupholstery and furniture repair	6	(D)	(D)	(D)	AA
769	Miscellaneous repair and related services	20	8 324	2 305	567	117
78, 79, 84	Amusement and recreation services, including motion pictures and museums	76	22 512	4 233	947	549
781, 2	Motion picture production, distribution, and services	3	(D)	(D)	(D)	AA
783	Motion picture theaters	4	(D)	(D)	(D)	BB
784	Video tape rental	17	2 731	560	135	94
792	Theatrical producers (except motion picture), bands, orchestras, and entertainers	5	(D)	(D)	(D)	AA
793	Bowling centers	11	3 900	994	278	232
79 ex. 792, 3, 84	Commercial sports and other amusement and recreation services, including museums	36	12 289	2 390	455	160
80	Health services	250	183 256	90 194	18 298	2 899
801	Offices and clinics of doctors of medicine	99	110 989	58 588	11 643	1 174
802	Offices and clinics of dentists	71	26 084	11 358	2 102	430
803	Offices and clinics of doctors of osteopathy	1	(D)	(D)	(D)	AA
804	Offices and clinics of other health practitioners	54	14 942	5 788	1 366	314
805	Nursing and personal care facilities	5	(D)	(D)	(D)	FF
806	Hospitals	-	-	-	-	-
807, 8, 9	Other health services	20	(D)	(D)	(D)	EE
81	Legal services	44	16 335	5 906	1 193	221
823, 4, 9	Selected educational services	6	1 169	168	38	19
83	Social services	38	5 843	2 378	491	264
835	Child day care services	20	3 161	1 374	303	176
832, 3, 6, 9	Other social services	18	2 682	1 004	188	88

Table 6. Summary Statistics for Firms Subject to Federal Income Tax for Counties With 350 Establishments or More: 1992 — Con.

[Includes only establishments with payroll. For meaning of abbreviations and symbols, see introductory text. For explanation of terms and comparability of 1987 and 1992 censuses, see appendix A. For information on geographic areas followed by ▲, see appendix F]

SIC code	Geographic area and kind of business or operation	Establishments (number)	Receipts (\$1,000)	Annual payroll (\$1,000)	First-quarter payroll (\$1,000)	Paid employees for pay period including March 12 (number)
WINNEBAGO COUNTY — Con.						
87 ex. 8733	Engineering, accounting, research, management, and related services (except noncommercial research organizations) -----	85	40 504	17 183	3 539	599
871	Engineering, architectural, and surveying services -----	31	(D)	(D)	(D)	EE
872	Accounting, auditing, and bookkeeping services -----	35	(D)	(D)	(D)	CC
873 ex. 8733	Research, development, and testing services (except noncommercial research organizations) -----	4	1 707	733	183	54
874	Management and public relations services -----	15	(D)	(D)	(D)	BB
89	Services, n.e.c. -----	5	(D)	(D)	(D)	AA
WOOD COUNTY						
	Total -----	400	135 549	47 989	10 542	2 880
70 ex. 704	Hotels, rooming houses, camps, and other lodging places (except membership lodging) -----	17	9 846	2 475	572	298
7011	Hotels and motels -----	16	(D)	(D)	(D)	EE
7011 pt.	Hotels -----	3	(D)	(D)	(D)	CC
7011 pt.	Motels, motor hotels, and tourist courts -----	13	(D)	(D)	(D)	CC
702, 3	Other lodging places -----	1	(D)	(D)	(D)	AA
72	Personal services -----	62	12 502	4 262	978	341
721	Laundry, cleaning, and garment services -----	12	5 450	1 558	356	94
7211	Power laundries, family and commercial* -----	—	—	—	—	—
7213	Linen supply* -----	—	—	—	—	—
7215	Coin-operated laundries and drycleaning -----	4	(D)	(D)	(D)	AA
7216	Drycleaning plants, except rug cleaning* -----	4	(D)	(D)	(D)	AA
7217	Carpet and upholstery cleaning -----	1	(D)	(D)	(D)	AA
7218	Industrial laundries* -----	2	(D)	(D)	(D)	BB
7212, 9	Other laundry, cleaning, and garment services* -----	1	(D)	(D)	(D)	AA
722	Photographic studios, portrait -----	4	853	364	78	19
723, 4	Beauty and barber shops -----	33	3 119	1 295	307	142
723	Beauty shops -----	31	(D)	(D)	(D)	CC
724	Barber shops -----	2	(D)	(D)	(D)	AA
725	Shoe repair shops and shoeshine parlors -----	—	—	—	—	—
726	Funeral service and crematories -----	6	2 612	913	187	50
729	Miscellaneous personal services -----	7	468	132	50	36
73	Business services -----	41	21 289	5 346	1 145	323
731	Advertising -----	4	(D)	(D)	(D)	BB
732	Consumer credit reporting agencies, mercantile reporting agencies, and adjustment and collection agencies -----	1	(D)	(D)	(D)	AA
733	Mailing, reproduction, commercial art and photography, and stenographic services -----	3	(D)	(D)	(D)	BB
734	Services to dwellings and other buildings -----	12	1 297	647	135	108
735	Miscellaneous equipment rental and leasing -----	6	3 537	744	148	45
736	Personnel supply services -----	1	(D)	(D)	(D)	AA
737	Computer programming, data processing, and other computer related services -----	7	5 204	1 214	266	46
7371, 2, 3	Computer programming, prepackaged software, and integrated systems -----	3	(D)	(D)	(D)	BB
7374, 5, 6	Data processing services -----	1	(D)	(D)	(D)	AA
7377, 8, 9	Computer rental and leasing, maintenance, and related services, n.e.c. -----	3	(D)	(D)	(D)	AA
738	Miscellaneous business services -----	7	3 139	898	182	47
75	Automotive repair, services, and parking -----	48	9 638	2 153	483	157
751	Automotive rental and leasing, without drivers -----	3	604	53	15	4
752	Automobile parking -----	—	—	—	—	—
753	Automotive repair shops -----	39	8 064	1 706	382	107
7532	Top, body, and upholstery repair shops and paint shops -----	11	1 563	409	99	27
7538	General automotive repair shops -----	18	3 900	727	160	44
7533, 4, 6, 7, 9	Other automotive repair shops -----	10	2 601	570	123	36
754	Automotive services, except repair -----	6	970	394	86	46
76	Miscellaneous repair services -----	27	7 127	1 709	343	89
762	Electrical repair shops -----	5	787	97	20	8
7622	Radio and television repair shops -----	2	(D)	(D)	(D)	AA
7623, 9	Other electrical and electronic repair shops -----	3	(D)	(D)	(D)	AA
763	Watch, clock, and jewelry repair -----	—	—	—	—	—
764	Reupholstery and furniture repair -----	1	(D)	(D)	(D)	AA
769	Miscellaneous repair and related services -----	21	(D)	(D)	(D)	BB
78, 79, 84	Amusement and recreation services, including motion pictures and museums -----	37	9 305	2 106	404	271
781, 2	Motion picture production, distribution, and services -----	2	(D)	(D)	(D)	AA
783	Motion picture theaters -----	2	(D)	(D)	(D)	BB
784	Video tape rental -----	5	638	134	34	26
792	Theatrical producers (except motion picture), bands, orchestras, and entertainers -----	—	—	—	—	—
793	Bowling centers -----	6	2 312	616	170	102
79 ex. 792, 3, 84	Commercial sports and other amusement and recreation services, including museums -----	22	5 029	1 098	162	106

Table 6. Summary Statistics for Firms Subject to Federal Income Tax for Counties With 350 Establishments or More: 1992 — Con.

[Includes only establishments with payroll. For meaning of abbreviations and symbols, see introductory text. For explanation of terms and comparability of 1987 and 1992 censuses, see appendix A. For information on geographic areas followed by ▲, see appendix F]

SIC code	Geographic area and kind of business or operation	Establishments (number)	Receipts (\$1,000)	Annual payroll (\$1,000)	First-quarter payroll (\$1,000)	Paid employees for pay period including March 12 (number)
WOOD COUNTY — Con.						
80	Health services	78	40 644	18 644	4 125	752
801	Offices and clinics of doctors of medicine	11	12 620	6 946	1 533	187
802	Offices and clinics of dentists	28	13 553	6 125	1 323	242
803	Offices and clinics of doctors of osteopathy	1	(D)	(D)	(D)	AA
804	Offices and clinics of other health practitioners	29	6 691	1 950	434	121
805	Nursing and personal care facilities	1	(D)	(D)	(D)	CC
806	Hospitals	—	—	—	—	—
807, 8, 9	Other health services	8	(D)	(D)	(D)	BB
81	Legal services	18	6 866	3 221	663	105
823, 4, 9	Selected educational services	4	(D)	(D)	(D)	CC
83	Social services	30	(D)	(D)	(D)	CC
835	Child day care services	16	1 852	882	212	121
832, 3, 6, 9	Other social services	14	(D)	(D)	(D)	BB
87 ex. 8733	Engineering, accounting, research, management, and related services (except noncommercial research organizations)	36	9 885	4 515	971	210
871	Engineering, architectural, and surveying services	8	(D)	(D)	(D)	BB
872	Accounting, auditing, and bookkeeping services	22	6 359	2 477	667	148
873 ex. 8733	Research, development, and testing services (except noncommercial research organizations)	—	—	—	—	—
874	Management and public relations services	6	(D)	(D)	(D)	BB
89	Services, n.e.c.	2	(D)	(D)	(D)	AA

Table 7a. Summary Statistics for Firms Subject to Federal Income Tax for Metropolitan Areas: 1992

[Includes only establishments with payroll. For meaning of abbreviations and symbols, see introductory text. For explanation of terms and comparability of 1987 and 1992 censuses, see appendix A. For definitions of CMSA's, MSA's, and PMSA's, see appendix D]

SIC code	Geographic area and kind of business or operation	Establishments (number)	Receipts (\$1,000)	Annual payroll (\$1,000)	First-quarter payroll (\$1,000)	Paid employees for pay period including March 12 (number)
APPLETON—OSHKOSH—NEENAH, WI MSA						
	Total	2 058	1 005 860	411 233	88 199	21 772
70 ex. 704	Hotels, rooming houses, camps, and other lodging places (except membership lodging)	44	(D)	(D)	(D)	GG
7011	Hotels and motels	42	46 482	12 025	2 710	1 402
7011 pt.	Hotels	7	28 494	8 719	1 971	926
7011 pt.	Hotels, 25 guestrooms or more	6	(D)	(D)	(D)	FF
7011 pt.	Hotels, less than 25 guestrooms	1	(D)	(D)	(D)	AA
7011 pt.	Motels, motor hotels, and tourist courts	35	17 988	3 306	739	476
7011 pt.	Motels, tourist courts	29	11 203	2 150	478	299
7011 pt.	Motor hotels	6	6 785	1 156	261	177
702, 3	Other lodging places	2	(D)	(D)	(D)	AA
702	Rooming and boarding houses	1	(D)	(D)	(D)	AA
703	Camps and recreational vehicle parks	1	(D)	(D)	(D)	AA
72	Personal services	335	66 052	22 496	5 437	1 968
721	Laundry, cleaning, and garment services	71	27 725	8 647	2 089	625
7211	Power laundries, family and commercial*	1	(D)	(D)	(D)	AA
7213	Linen supply*	2	(D)	(D)	(D)	CC
7215	Coin-operated laundries and drycleaning	9	(D)	(D)	(D)	BB
7216	Drycleaning plants, except rug cleaning*	15	2 248	947	208	91
7217	Carpet and upholstery cleaning	12	(D)	(D)	(D)	BB
7218	Industrial launderers*	4	6 455	2 167	519	113
7212, 9	Other laundry, cleaning, and garment services*	28	(D)	(D)	(D)	CC
7212	Garment pressing, and agents for laundries and drycleaners	23	(D)	(D)	(D)	BB
7219	Laundry and garment services, n.e.c.*	5	(D)	(D)	(D)	BB
722	Photographic studios, portrait	19	3 126	637	130	59
723, 4	Beauty and barber shops	191	21 768	9 611	2 253	969
723	Beauty shops	184	21 459	9 494	2 225	955
724	Barber shops	7	309	117	28	14
725	Shoe repair shops and shoeshine parlors	3	144	37	10	7
726	Funeral service and crematories	19	9 441	2 341	549	97
729	Miscellaneous personal services	32	3 848	1 223	406	211
7291	Tax return preparation services	16	1 330	578	280	163
7299	Miscellaneous personal services, n.e.c.	16	2 518	645	126	48

SERVICE INDUSTRIES—GEOGRAPHIC AREA SERIES

WISCONSIN WI-71

Table 7a. Summary Statistics for Firms Subject to Federal Income Tax for Metropolitan Areas: 1992—Con.

[Includes only establishments with payroll. For meaning of abbreviations and symbols, see introductory text. For explanation of terms and comparability of 1987 and 1992 censuses, see appendix A. For definitions of CMSA's, MSA's, and PMSA's, see appendix D]

SIC code	Geographic area and kind of business or operation	Establishments (number)	Receipts (\$1,000)	Annual payroll (\$1,000)	First-quarter payroll (\$1,000)	Paid employees for pay period including March 12 (number)
APPLETON-OSHKOSH-NEENAH, WI MSA—Con.						
73	Business services -----	324	170 190	76 810	16 679	6 435
731	Advertising -----	18	12 612	4 018	974	181
7311	Advertising agencies -----	14	5 049	2 030	502	91
7312	Outdoor advertising services -----	—	—	—	—	—
7313	Radio, television, publishers' advertising representatives -----	1	(D)	(D)	(D)	BB
7319	Advertising, n.e.c. -----	3	(D)	(D)	(D)	BB
732	Consumer credit reporting agencies, mercantile reporting agencies, and adjustment and collection agencies -----	9	3 077	1 086	233	61
7322	Adjustment and collection services -----	9	3 077	1 086	233	61
7323	Credit reporting services -----	—	—	—	—	—
733	Mailing, reproduction, commercial art and photography, and stenographic services -----	48	20 156	6 998	1 487	309
7331	Direct mail advertising services -----	5	1 701	544	120	32
7334	Photocopying and duplicating services -----	4	3 993	639	140	46
7335, 6	Commercial photography, art, and graphics -----	32	13 646	5 451	1 168	209
7335	Commercial photography -----	7	4 368	1 854	413	67
7336	Commercial art and graphic design -----	25	9 278	3 597	755	142
7338	Secretarial and court reporting services -----	7	816	364	59	22
734	Services to dwellings and other buildings -----	81	16 641	8 797	1 916	1 182
7342	Disinfecting and pest control services -----	6	2 861	1 462	280	56
7349	Building cleaning and maintenance services, n.e.c. -----	75	13 780	7 335	1 636	1 126
735	Miscellaneous equipment rental and leasing -----	19	11 967	2 306	499	122
7352	Medical equipment rental and leasing -----	4	(D)	(D)	(D)	BB
7353	Heavy construction equipment rental and leasing -----	1	(D)	(D)	(D)	AA
7359	Equipment rental and leasing, n.e.c. -----	14	7 487	1 541	332	86
736	Personnel supply services -----	37	37 217	22 262	4 575	2 586
7361	Employment agencies -----	9	4 276	867	168	31
7363	Help supply services -----	28	32 941	21 395	4 407	2 555
7363 pt.	Temporary help supply -----	28	32 941	21 395	4 407	2 555
7363 pt.	Help supply, except temporary -----	—	—	—	—	—
737	Computer programming, data processing, and other computer related services -----	36	22 451	10 017	2 248	318
7371, 2, 3	Computer programming, prepackaged software, and integrated systems -----	22	12 756	5 426	1 181	171
7371	Computer programming services -----	12	6 688	3 453	819	98
7372	Prepackaged software -----	7	(D)	(D)	(D)	BB
7373	Computer integrated systems -----	3	(D)	(D)	(D)	AA
7374, 5, 6	Data processing services -----	6	6 928	3 483	782	118
7374, 5	Computer processing, information retrieval -----	5	(D)	(D)	(D)	CC
7376	Computer facilities management services -----	1	(D)	(D)	(D)	AA
7377, 8, 9	Computer rental and leasing, maintenance, and related services, n.e.c. -----	8	2 767	1 108	285	29
7377	Computer rental and leasing -----	—	—	—	—	—
7378	Computer maintenance and repair -----	4	(D)	(D)	(D)	BB
7379	Computer related services, n.e.c. -----	4	(D)	(D)	(D)	AA
738	Miscellaneous business services -----	76	46 069	21 326	4 747	1 676
7381, 2	Detective agencies and protective services -----	12	7 521	4 290	1 041	413
7381	Detective, guard, and armored car services -----	7	4 064	2 792	681	334
7382	Security systems services -----	5	3 457	1 498	360	79
7383	News syndicates -----	—	—	—	—	—
7384	Photofinishing laboratories* -----	10	11 566	4 218	942	237
7389	Business services, n.e.c. -----	54	26 982	12 818	2 764	1 026
7389 pt.	Sign painting shops -----	7	1 612	692	152	35
7389 pt.	Interior designing -----	6	1 073	160	41	14
7389 pt.	Telephone answering services -----	4	(D)	(D)	(D)	CC
7389 pt.	Other business services -----	37	(D)	(D)	(D)	FF
75	Automotive repair, services, and parking -----	224	96 206	20 897	4 819	1 400
751	Automotive rental and leasing, without drivers -----	20	32 022	4 047	955	209
7513	Truck rental and leasing, without drivers -----	9	25 899	3 072	786	127
7514, 5	Passenger car rental and leasing -----	11	6 123	975	169	82
7514	Passenger car rental -----	10	(D)	(D)	(D)	BB
7515	Passenger car leasing -----	1	(D)	(D)	(D)	AA
7519	Utility trailer and recreational vehicle rental -----	—	—	—	—	—
752	Automobile parking -----	1	(D)	(D)	(D)	AA
753	Automotive repair shops -----	175	57 250	15 146	3 482	824
7532	Top, body, and upholstery repair shops and paint shops -----	61	15 998	4 701	960	265
7532 pt.	Top and body repair shops -----	58	15 566	4 612	942	260
7532 pt.	Paint shops -----	3	432	89	18	5
7538	General automotive repair shops -----	84	28 180	7 071	1 710	396
7538 pt.	General automotive repair shops, except diesel -----	75	21 484	4 932	1 195	297
7538 pt.	Diesel repair shops -----	9	6 696	2 139	515	99
7533, 4, 6, 7, 9	Other automotive repair shops -----	30	13 072	3 374	812	163
7533	Automotive exhaust system repair shops -----	6	1 823	460	136	29
7534	Tire retreading and repair shops -----	4	(D)	(D)	(D)	BB
7536	Automotive glass replacement shops -----	3	(D)	(D)	(D)	AA
7537	Automotive transmission repair shops -----	7	1 344	388	100	24
7539	Automotive repair shops, n.e.c. -----	10	5 327	1 700	390	70
7539 pt.	Radiator repair -----	4	724	194	44	10
7539 pt.	Brake, front end, and wheel alignment -----	5	(D)	(D)	(D)	BB
7539 pt.	Automotive electrical and fuel system services -----	—	—	—	—	—
7539 pt.	Other automotive repair shops, n.e.c. -----	1	(D)	(D)	(D)	AA
754	Automotive services, except repair -----	28	(D)	(D)	(D)	EE
7542	Carwashes -----	17	3 793	908	229	307
7549	Automotive services, except repair and carwashes -----	11	(D)	(D)	(D)	BB

WI-72 WISCONSIN

SERVICE INDUSTRIES—GEOGRAPHIC AREA SERIES

Table 7a. Summary Statistics for Firms Subject to Federal Income Tax for Metropolitan Areas: 1992—Con.

[Includes only establishments with payroll. For meaning of abbreviations and symbols, see introductory text. For explanation of terms and comparability of 1987 and 1992 censuses, see appendix A. For definitions of CMSA's, MSA's, and PMSA's, see appendix D]

SIC code	Geographic area and kind of business or operation	Establishments (number)	Receipts (\$1,000)	Annual payroll (\$1,000)	First-quarter payroll (\$1,000)	Paid employees for pay period including March 12 (number)
APPLETON—OSHKOSH—NEENAH, WI MSA—Con.						
76	Miscellaneous repair services	86	25 403	8 059	1 921	459
762	Electrical repair shops	21	6 736	2 724	657	183
7622	Radio and television repair shops	6	1 714	347	84	17
7623, 9	Other electrical and electronic repair shops	15	5 022	2 377	573	166
7623	Refrigeration and air-conditioning service and repair shops	3	1 118	370	88	20
7629	Electrical and electronic repair shops, n.e.c.	12	3 904	2 007	485	146
763	Watch, clock, and jewelry repair	3	265	21	7	3
764	Reupholstery and furniture repair	8	736	121	28	18
769	Miscellaneous repair and related services	54	17 666	5 193	1 229	255
7692	Welding repair	5	1 234	431	102	19
7694	Armature rewinding shops	4	(D)	(D)	(D)	BB
7699	Repair shops and related services, n.e.c.	45	(D)	(D)	(D)	CC
78, 79, 84	Amusement and recreation services, including motion pictures and museums	148	61 392	11 060	2 458	1 394
781, 2	Motion picture production, distribution, and services	4	(D)	(D)	(D)	AA
783	Motion picture theaters	8	(D)	(D)	(D)	CC
7832	Motion picture theaters, except drive-in	8	(D)	(D)	(D)	CC
7833	Drive-in motion picture theaters	—	—	—	—	—
784	Video tape rental	30	4 981	958	236	174
792	Theatrical producers (except motion picture), bands, orchestras, and entertainers	13	(D)	(D)	(D)	BB
7922	Theatrical producers (except motion picture) and miscellaneous theatrical services	7	(D)	(D)	(D)	AA
7929	Bands, orchestras, actors, and other entertainers and entertainment groups	6	1 893	614	137	38
793	Bowling centers	23	7 248	1 650	485	362
79 ex. 792, 3, 84	Commercial sports and other amusement and recreation services, including museums	70	40 160	7 250	1 438	699
794	Commercial sports	4	5 330	1 588	372	203
7941	Professional sports clubs, managers, promoters	2	(D)	(D)	(D)	AA
7948	Racing, including track operation	2	(D)	(D)	(D)	CC
79 ex. 792, 3, 4, 84	Other amusement and recreation services, including museums	66	34 830	5 662	1 066	496
791	Dance studios, schools, and halls	6	(D)	(D)	(D)	AA
7991	Physical fitness facilities	14	2 141	552	150	143
7992	Public golf courses	10	4 346	1 369	197	122
7993	Coin-operated amusement devices	6	6 331	1 091	278	55
7996	Amusement parks	—	—	—	—	—
7997	Membership sports and recreation clubs	7	4 179	469	76	35
7999, 84	Amusement and recreation services, including museums, n.e.c.	23	(D)	(D)	(D)	CC
7999 pt.	Concession operators of amusement devices and rides	2	(D)	(D)	(D)	AA
7999 pt.	Carnivals, circuses, and fairs	2	(D)	(D)	(D)	AA
7999 pt., 84	Other recreation and amusements, including museums	19	(D)	(D)	(D)	CC
80	Health services	521	361 722	181 483	36 759	5 733
801	Offices and clinics of doctors of medicine	187	212 334	117 349	23 035	2 391
8011 pt.	Offices of doctors of medicine	180	199 389	108 178	21 267	2 301
8011 pt.	General medical clinics	7	12 945	9 171	1 768	90
802	Offices and clinics of dentists	171	58 714	25 076	5 106	1 068
803	Offices and clinics of doctors of osteopathy	4	(D)	(D)	(D)	AA
804	Offices and clinics of other health practitioners	101	27 418	10 290	2 261	497
8041	Offices and clinics of chiropractors	49	12 856	4 551	893	199
8042	Offices and clinics of optometrists	24	6 627	1 996	391	85
8043	Offices and clinics of podiatrists	6	1 311	292	74	17
8049	Offices and clinics of health practitioners, n.e.c.	22	6 624	3 451	903	196
805	Nursing and personal care facilities	14	35 690	16 831	3 609	1 122
8051	Skilled nursing care facilities	13	(D)	(D)	(D)	GG
8052	Intermediate care facilities	—	—	—	—	—
8059	Nursing and personal care facilities, n.e.c.	1	(D)	(D)	(D)	AA
806	Hospitals	—	—	—	—	—
8062	General medical and surgical hospitals	—	—	—	—	—
8063, 9	Specialty hospitals	—	—	—	—	—
807, 8, 9	Other health services	44	(D)	(D)	(D)	FF
807	Medical and dental laboratories	18	10 835	4 455	1 239	180
8071	Medical laboratories	10	6 956	2 203	632	92
8072	Dental laboratories	8	3 879	2 252	607	88
808	Home health care services	11	7 035	3 965	857	350
809	Miscellaneous health and allied services, n.e.c.	15	(D)	(D)	(D)	CC
8092	Kidney dialysis centers	1	(D)	(D)	(D)	BB
8093	Specialty outpatient facilities, n.e.c.	10	4 714	2 116	410	73
8099	Health and allied services, n.e.c.	4	(D)	(D)	(D)	AA
81	Legal services	96	43 952	15 379	3 275	537
823, 4, 9	Selected educational services	11	2 944	925	168	54
823	Libraries	—	—	—	—	—
824	Vocational schools	1	(D)	(D)	(D)	AA
829	Schools and educational services, n.e.c.	10	(D)	(D)	(D)	BB
83	Social services	68	10 091	4 244	907	474
835	Child day care services	34	4 728	2 150	469	283
832, 3, 6, 9	Other social services	34	5 363	2 094	438	191

Table 7a. Summary Statistics for Firms Subject to Federal Income Tax for Metropolitan Areas: 1992—Con.

[Includes only establishments with payroll. For meaning of abbreviations and symbols, see introductory text. For explanation of terms and comparability of 1987 and 1992 censuses, see appendix A. For definitions of CMSA's, MSA's, and PMSA's, see appendix D]

SIC code	Geographic area and kind of business or operation	Establishments (number)	Receipts (\$1,000)	Annual payroll (\$1,000)	First-quarter payroll (\$1,000)	Paid employees for pay period including March 12 (number)
APPLETON-OSHKOSH-NEENAH, WI MSA—Con.						
87 ex. 8733	Engineering, accounting, research, management, and related services (except noncommercial research organizations) -----	189	118 316	56 697	12 843	1 873
871	Engineering, architectural, and surveying services -----	61	69 103	31 816	6 801	827
8711	Engineering services -----	44	61 914	28 666	6 118	714
8712	Architectural services -----	10	5 551	2 368	511	83
8713	Surveying services -----	7	1 638	782	172	30
872	Accounting, auditing, and bookkeeping services -----	80	33 651	17 150	4 207	643
873 ex. 8733	Research, development, and testing services (except noncommercial research organizations) -----	10	5 521	2 466	606	246
8731	Commercial physical and biological research -----	—	—	—	—	—
8732	Commercial economic, sociological, and educational research -----	6	3 331	1 448	363	199
8734	Testing laboratories -----	4	2 190	1 018	243	47
874	Management and public relations services -----	38	10 041	5 265	1 229	157
8741	Management services -----	7	4 441	2 419	604	57
8742	Management consulting services -----	14	4 378	2 519	521	71
8743	Public relations services -----	5	409	138	32	5
8744	Facilities support management services -----	—	—	—	—	—
8748	Business consulting services, n.e.c. -----	12	813	189	72	24
89	Services, n.e.c. -----	12	(D)	(D)	(D)	BB
CHICAGO-GARY-KENOSHA, IL-IN-WI CMSA						
	Total -----	62 176	50 483 938	19 289 731	4 304 396	740 211
70 ex. 704	Hotels, rooming houses, camps, and other lodging places (except membership lodging) -----	656	1 810 918	527 187	119 645	36 513
7011	Hotels and motels -----	593	(D)	(D)	(D)	KK
7011 pt.	Hotels -----	312	(D)	(D)	(D)	KK
7011 pt.	Hotels, 25 guestrooms or more -----	279	(D)	(D)	(D)	KK
7011 pt.	Hotels, less than 25 guestrooms -----	33	4 858	941	206	138
7011 pt.	Motels, motor hotels, and tourist courts -----	281	(D)	(D)	(D)	HH
7011 pt.	Motels, tourist courts -----	230	135 308	32 096	7 571	3 173
7011 pt.	Motor hotels -----	51	(D)	(D)	(D)	FF
702, 3	Other lodging places -----	63	(D)	(D)	(D)	EE
702	Rooming and boarding houses -----	26	(D)	(D)	(D)	CC
703	Camps and recreational vehicle parks -----	37	(D)	(D)	(D)	BB
7032	Sporting and recreational camps -----	19	(D)	(D)	(D)	BB
7033	Recreational vehicle parks and campsites -----	18	(D)	(D)	(D)	BB
72	Personal services -----	6 433	1 588 587	532 957	128 028	43 424
721	Laundry, cleaning, and garment services -----	2 038	630 096	199 713	47 234	14 607
7211	Power laundries, family and commercial* -----	56	(D)	(D)	(D)	GG
7213	Linen supply* -----	54	(D)	(D)	(D)	GG
7215	Coin-operated laundries and drycleaning -----	525	(D)	(D)	(D)	GG
7215 pt.	Coin-operated laundries and drycleaning stores -----	489	(D)	(D)	(D)	GG
7215 pt.	Coin-operated laundry routes -----	36	(D)	(D)	(D)	CC
7216	Drycleaning plants, except rug cleaning* -----	800	187 453	64 712	14 969	5 644
7217	Carpet and upholstery cleaning -----	259	(D)	(D)	(D)	GG
7218	Industrial launderers* -----	47	98 928	29 416	7 497	1 544
7212, 9	Other laundry, cleaning, and garment services* -----	297	(D)	(D)	(D)	GG
7212	Garment pressing, and agents for laundries and drycleaners -----	175	(D)	(D)	(D)	FF
7219	Laundry and garment services, n.e.c.* -----	122	20 898	8 058	1 846	634
722	Photographic studios, portrait -----	348	105 341	26 637	5 991	2 087
723, 4	Beauty and barber shops -----	2 791	401 268	183 467	42 747	15 625
723	Beauty shops -----	2 676	390 086	178 813	41 676	15 209
724	Barber shops -----	115	11 182	4 654	1 071	416
725	Shoe repair shops and shoeshine parlors -----	76	(D)	(D)	(D)	CC
726	Funeral service and crematories -----	441	246 272	56 983	12 854	2 234
729	Miscellaneous personal services -----	739	(D)	(D)	(D)	II
7291	Tax return preparation services -----	159	32 742	15 738	6 445	4 580
7299	Miscellaneous personal services, n.e.c. -----	580	(D)	(D)	(D)	HH
7299 pt.	Massage parlors, tanning salons, and saunas -----	171	13 127	2 923	643	523
7299 pt.	Other personal services -----	409	(D)	(D)	(D)	HH
7299 pt.	Diet and weight reducing services -----	110	75 765	21 819	6 204	1 658
7299 pt.	Formal wear rental -----	100	(D)	(D)	(D)	FF
7299 pt.	Other personal services, n.e.c. -----	199	46 955	14 734	3 459	1 107
73	Business services -----	12 921	14 089 287	5 724 602	1 320 001	252 429
731	Advertising -----	1 073	(D)	(D)	(D)	JJ
7311	Advertising agencies -----	775	(D)	(D)	(D)	JJ
7312	Outdoor advertising services -----	55	(D)	(D)	(D)	FF
7313	Radio, television, publishers' advertising representatives -----	139	143 273	48 682	11 098	1 234
7313 pt.	Radio, television advertising representatives -----	58	(D)	(D)	(D)	FF
7313 pt.	Publishers' advertising representatives -----	81	(D)	(D)	(D)	EE
7319	Advertising, n.e.c. -----	104	(D)	(D)	(D)	HH
732	Consumer credit reporting agencies, mercantile reporting agencies, and adjustment and collection agencies -----	254	(D)	(D)	(D)	HH
7322	Adjustment and collection services -----	199	(D)	(D)	(D)	HH
7323	Credit reporting services -----	55	(D)	(D)	(D)	GG

Table 7a. Summary Statistics for Firms Subject to Federal Income Tax for Metropolitan Areas: 1992—Con.

[Includes only establishments with payroll. For meaning of abbreviations and symbols, see introductory text. For explanation of terms and comparability of 1987 and 1992 censuses, see appendix A. For definitions of CMSA's, MSA's, and PMSA's, see appendix D]

SIC code	Geographic area and kind of business or operation	Establishments (number)	Receipts (\$1,000)	Annual payroll (\$1,000)	First-quarter payroll (\$1,000)	Paid employees for pay period including March 12 (number)
CHICAGO-GARY-KENOSHA, IL-IN-WI CMSA—Con.						
73	Business services—Con.					
733	Mailing, reproduction, commercial art and photography, and stenographic services -----	1 860	(D)	(D)	(D)	JJ
7331	Direct mail advertising services -----	240	(D)	(D)	(D)	II
7331 pt.	Mailing list compilers, brokers, and managers -----	54	(D)	(D)	(D)	GG
7331 pt.	Direct mail advertising services, except mailing list services -----	186	(D)	(D)	(D)	HH
7334	Photocopying and duplicating services -----	181	(D)	(D)	(D)	GG
7334 pt.	Blueprinting and photocopying services -----	164	(D)	(D)	(D)	GG
7334 pt.	Duplicating services, except printing and photocopying -----	17	28 158	8 384	2 030	382
7335, 6	Commercial photography, art, and graphics -----	1 143	(D)	(D)	(D)	II
7335	Commercial photography -----	288	(D)	(D)	(D)	GG
7336	Commercial art and graphic design -----	855	436 021	145 889	32 267	3 812
7336 pt.	Commercial art -----	171	(D)	(D)	(D)	FF
7336 pt.	Graphic arts and related design -----	684	(D)	(D)	(D)	HH
7338	Secretarial and court reporting services -----	296	(D)	(D)	(D)	GG
734	Services to dwellings and other buildings -----	1 975	(D)	(D)	(D)	KK
7342	Disinfecting and pest control services -----	184	(D)	(D)	(D)	GG
7349	Building cleaning and maintenance services, n.e.c. -----	1 791	(D)	(D)	(D)	KK
735	Miscellaneous equipment rental and leasing -----	642	(D)	(D)	(D)	II
7352	Medical equipment rental and leasing -----	71	(D)	(D)	(D)	FF
7353	Heavy construction equipment rental and leasing -----	101	(D)	(D)	(D)	FF
7353 pt.	Rental and leasing of heavy construction equipment without operators -----	60	55 344	12 476	2 599	373
7353 pt.	Rental and leasing of heavy construction equipment with operators -----	41	(D)	(D)	(D)	EE
7359	Equipment rental and leasing, n.e.c. -----	470	(D)	(D)	(D)	HH
7359 pt.	Equipment rental -----	375	(D)	(D)	(D)	HH
7359 pt.	Rent-to-own -----	15	(D)	(D)	(D)	BB
7359 pt.	Equipment rental, except rent-to-own -----	360	(D)	(D)	(D)	HH
7359 pt.	Equipment leasing, except finance leasing -----	95	(D)	(D)	(D)	FF
736	Personnel supply services -----	1 488	(D)	(D)	(D)	LL
7361	Employment agencies -----	721	(D)	(D)	(D)	II
7363	Help supply services -----	767	(D)	(D)	(D)	LL
7363 pt.	Temporary help supply -----	595	(D)	(D)	(D)	LL
7363 pt.	Help supply, except temporary -----	172	(D)	(D)	(D)	KK
7363 pt.	Employee leasing -----	120	(D)	(D)	(D)	JJ
7363 pt.	Other help supply services -----	52	(D)	(D)	(D)	II
737	Computer programming, data processing, and other computer related services -----	2 729	(D)	(D)	(D)	KK
7371, 2, 3	Computer programming, prepackaged software, and integrated systems -----	1 640	(D)	(D)	(D)	JJ
7371	Computer programming services -----	1 174	843 358	431 851	107 008	9 084
7372	Prepackaged software -----	280	(D)	(D)	(D)	II
7373	Computer integrated systems -----	186	577 207	178 531	42 539	4 258
7374, 5, 6	Data processing services -----	391	(D)	(D)	(D)	JJ
7374, 5	Computer processing, information retrieval -----	366	(D)	(D)	(D)	JJ
7374	Computer processing and data preparation and processing services -----	324	(D)	(D)	(D)	II
7375	Information retrieval services -----	42	235 215	74 467	17 234	2 107
7376	Computer facilities management services -----	25	(D)	(D)	(D)	FF
7377, 8, 9	Computer rental and leasing, maintenance, and related services, n.e.c. -----	698	(D)	(D)	(D)	II
7377	Computer rental and leasing -----	57	(D)	(D)	(D)	FF
7378	Computer maintenance and repair -----	172	(D)	(D)	(D)	GG
7379	Computer related services, n.e.c. -----	469	(D)	(D)	(D)	HH
7379 pt.	Computer consultants -----	401	(D)	(D)	(D)	HH
7379 pt.	Miscellaneous computer services, n.e.c. -----	68	49 679	14 857	2 811	390
738	Miscellaneous business services -----	2 900	(D)	(D)	(D)	LL
7381, 2	Detective agencies and protective services -----	494	584 008	339 598	82 189	25 872
7381	Detective, guard, and armored car services -----	398	458 105	295 182	71 319	24 125
7381 pt.	Detective agencies and guard services -----	387	(D)	(D)	(D)	JJ
7381 pt.	Armored car services -----	11	(D)	(D)	(D)	FF
7382	Security systems services -----	96	125 903	44 416	10 870	1 747
7383	News syndicates -----	28	34 560	9 909	2 482	290
7384	Photofinishing laboratories* -----	212	190 598	54 788	13 345	2 899
7384 pt.	Photofinishing laboratories, except "one-hour" (mini) labs* -----	126	(D)	(D)	(D)	HH
7384 pt.	One-hour (mini) photofinishing* -----	86	(D)	(D)	(D)	EE
7389	Business services, n.e.c. -----	2 166	(D)	(D)	(D)	KK
7389 pt.	Sign painting shops -----	105	(D)	(D)	(D)	EE
7389 pt.	Interior designing -----	298	109 807	25 748	5 907	970
7389 pt.	Telephone answering services -----	129	48 728	21 243	5 238	1 769
7389 pt.	Other business services -----	1 634	(D)	(D)	(D)	JJ
7389 pt.	Water softening and conditioning services -----	54	(D)	(D)	(D)	EE
7389 pt.	Packaging and labeling services -----	136	(D)	(D)	(D)	HH
7389 pt.	Trading stamp services -----	4	(D)	(D)	(D)	BB
7389 pt.	Miscellaneous business services -----	1 440	1 466 491	416 126	92 929	18 314
7389 pt.	Convention and trade show services -----	141	(D)	(D)	(D)	HH
7389 pt.	Private mail centers -----	70	(D)	(D)	(D)	GG
7389 pt.	Miscellaneous business services, n.e.c. -----	1 229	(D)	(D)	(D)	JJ
75	Automotive repair, services, and parking -----	5 556	3 361 581	717 789	169 212	34 410
751	Automotive rental and leasing, without drivers -----	361	1 275 099	125 119	29 155	5 083
7513	Truck rental and leasing, without drivers -----	165	294 187	42 654	9 873	1 375
7513 pt.	Truck rental, without drivers -----	85	(D)	(D)	(D)	FF
7513 pt.	Truck leasing, except finance leasing -----	80	(D)	(D)	(D)	FF
7514, 5	Passenger car rental and leasing -----	181	972 374	81 195	18 983	3 632
7514	Passenger car rental -----	135	374 387	58 872	13 513	2 905
7515	Passenger car leasing -----	46	597 987	22 323	5 470	727
7519	Utility trailer and recreational vehicle rental -----	15	8 538	1 270	299	76
752	Automobile parking -----	406	(D)	(D)	(D)	HH
7521 pt.	Parking lots -----	186	(D)	(D)	(D)	FF
7521 pt.	Parking structures -----	220	(D)	(D)	(D)	GG

Table 7a. Summary Statistics for Firms Subject to Federal Income Tax for Metropolitan Areas: 1992 — Con.

[Includes only establishments with payroll. For meaning of abbreviations and symbols, see introductory text. For explanation of terms and comparability of 1987 and 1992 censuses, see appendix A. For definitions of CMSA's, MSA's, and PMSA's, see appendix D]

SIC code	Geographic area and kind of business or operation	Establishments (number)	Receipts (\$1,000)	Annual payroll (\$1,000)	First-quarter payroll (\$1,000)	Paid employees for pay period including March 12 (number)
CHICAGO-GARY-KENOSHA, IL-IN-WI CMSA—Con.						
75	Automotive repair, services, and parking —Con.					
753	Automotive repair shops -----	3 944	1 622 205	472 556	110 744	20 071
7532	Top, body, and upholstery repair shops and paint shops -----	1 193	596 872	189 344	44 634	7 498
7532 pt.	Top and body repair shops -----	1 120	(D)	(D)	(D)	II
7532 pt.	Paint shops -----	73	(D)	(D)	(D)	EE
7538	General automotive repair shops -----	1 816	606 355	164 706	38 310	7 533
7538 pt.	General automotive repair shops, except diesel -----	1 655	(D)	(D)	(D)	II
7538 pt.	Diesel repair shops -----	161	(D)	(D)	(D)	GG
7533, 4, 6, 7, 9	Other automotive repair shops -----	935	418 978	118 506	27 800	5 040
7533	Automotive exhaust system repair shops -----	297	(D)	(D)	(D)	GG
7534	Tire retreading and repair shops -----	48	35 237	10 060	2 170	417
7536	Automotive glass replacement shops -----	108	(D)	(D)	(D)	FF
7537	Automotive transmission repair shops -----	212	(D)	(D)	(D)	GG
7539	Automotive repair shops, n.e.c. -----	270	113 407	32 837	7 656	1 382
7539 pt.	Radiator repair -----	71	(D)	(D)	(D)	EE
7539 pt.	Brake, front end, and wheel alignment -----	92	(D)	(D)	(D)	EE
7539 pt.	Automotive electrical and fuel system services -----	78	19 774	5 977	1 465	323
7539 pt.	Carburetor repair shops -----	51	(D)	(D)	(D)	CC
7539 pt.	Automotive electrical repair shops -----	27	(D)	(D)	(D)	CC
7539 pt.	Other automotive repair shops, n.e.c. -----	29	(D)	(D)	(D)	EE
754	Automotive services, except repair -----	845	(D)	(D)	(D)	II
7542	Carwashes -----	399	(D)	(D)	(D)	HH
7549	Automotive services, except repair and carwashes -----	446	(D)	(D)	(D)	HH
7549 pt.	Lubrication shops -----	220	(D)	(D)	(D)	GG
7549 pt.	Other automotive services -----	226	(D)	(D)	(D)	GG
7549 pt.	Towing services -----	152	(D)	(D)	(D)	FF
7549 pt.	Other automotive services, n.e.c. -----	74	(D)	(D)	(D)	EE
76	Miscellaneous repair services -----	2 335	1 332 580	461 320	110 236	18 231
762	Electrical repair shops -----	702	503 853	198 499	49 290	8 065
7622	Radio and television repair shops -----	208	(D)	(D)	(D)	GG
7623, 9	Other electrical and electronic repair shops -----	494	(D)	(D)	(D)	II
7623	Refrigeration and air-conditioning service and repair shops -----	87	(D)	(D)	(D)	GG
7629	Electrical and electronic repair shops, n.e.c. -----	407	(D)	(D)	(D)	II
763	Watch, clock, and jewelry repair -----	71	(D)	(D)	(D)	EE
764	Reupholstery and furniture repair -----	217	43 462	14 686	3 336	875
769	Miscellaneous repair and related services -----	1 345	(D)	(D)	(D)	II
7692	Welding repair -----	115	47 959	16 539	3 435	589
7694	Armature rewinding shops -----	80	(D)	(D)	(D)	GG
7699	Repair shops and related services, n.e.c. -----	1 150	(D)	(D)	(D)	II
7699 pt.	Farm machinery and equipment repair -----	26	(D)	(D)	(D)	BB
7699 pt.	Lawnmower and other small gasoline engine repair -----	75	(D)	(D)	(D)	EE
7699 pt.	Sewer and septic tank cleaning services -----	76	(D)	(D)	(D)	FF
7699 pt.	Other repair and related services, n.e.c. -----	973	(D)	(D)	(D)	II
78, 79, 84	Amusement and recreation services, including motion pictures and museums -----	3 249	3 538 483	921 338	192 920	64 642
781, 2	Motion picture production, distribution, and services -----	457	(D)	(D)	(D)	KK
7812 pt.	Motion picture production, except for television -----	168	(D)	(D)	(D)	FF
7812 pt.	Motion picture and tape production for television -----	95	(D)	(D)	(D)	FF
7819	Services allied to motion picture production -----	110	(D)	(D)	(D)	KK
7822 pt.	Motion picture film and tape distributors -----	60	512 043	28 265	6 909	1 023
7822 pt.	Motion picture film exchanges -----	40	330 890	18 229	4 408	564
7822 pt.	Video tape wholesalers -----	20	181 153	10 036	2 501	459
7822 pt.	Film and tape distribution for television -----	12	(D)	(D)	(D)	BB
7829	Services allied to motion picture distribution -----	12	(D)	(D)	(D)	BB
783	Motion picture theaters -----	162	202 309	35 851	8 528	3 036
7832	Motion picture theaters, except drive-in -----	147	195 987	34 580	8 443	2 932
7833	Drive-in motion picture theaters -----	15	6 322	1 271	85	104
784	Video tape rental -----	684	(D)	(D)	(D)	HH
792	Theatrical producers (except motion picture), bands, orchestras, and entertainers -----	336	(D)	(D)	(D)	GG
7922	Theatrical producers (except motion picture) and miscellaneous theatrical services -----	155	(D)	(D)	(D)	GG
7922 pt.	Producers of live theatrical productions -----	45	(D)	(D)	(D)	FF
7922 pt.	Producers of radio and television shows, except tape producers -----	19	26 037	8 325	1 847	85
7922 pt.	Artists' and entertainers' managers or agents, concert bureaus, booking agents -----	50	(D)	(D)	(D)	CC
7922 pt.	Other theatrical services -----	41	(D)	(D)	(D)	EE
7929	Bands, orchestras, actors, and other entertainers and entertainment groups -----	181	(D)	(D)	(D)	FF
7929 pt.	Dance groups and artists -----	5	(D)	(D)	(D)	BB
7929 pt.	Symphony orchestras, opera companies, and chamber music organizations -----	-	-	-	-	-
7929 pt.	Other music and entertainment presentations -----	176	81 210	21 004	3 865	798
7929 pt.	Other music groups and artists -----	82	(D)	(D)	(D)	EE
7929 pt.	Other entertainers and entertainment groups -----	94	(D)	(D)	(D)	EE
793	Bowling centers -----	225	121 241	34 341	9 246	3 607

WI-76 WISCONSIN

SERVICE INDUSTRIES—GEOGRAPHIC AREA SERIES

Table 7a. Summary Statistics for Firms Subject to Federal Income Tax for Metropolitan Areas: 1992—Con.

[Includes only establishments with payroll. For meaning of abbreviations and symbols, see introductory text. For explanation of terms and comparability of 1987 and 1992 censuses, see appendix A. For definitions of CMSA's, MSA's, and PMSA's, see appendix D]

SIC code	Geographic area and kind of business or operation	Establishments (number)	Receipts (\$1,000)	Annual payroll (\$1,000)	First-quarter payroll (\$1,000)	Paid employees for pay period including March 12 (number)
CHICAGO-GARY-KENOSHA, IL-IN-WI CMSA—Con.						
78, 79, 84	Amusement and recreation services, including motion pictures and museums—Con.					
79 ex. 792, 3; 84	Commercial sports and other amusement and recreation services, including museums -----	1 385	1 405 736	450 726	82 439	23 024
794	Commercial sports -----	138	(D)	(D)	(D)	HH
7941	Professional sports clubs, managers, promoters -----	44	205 938	170 352	26 260	1 477
7941 pt.	Baseball clubs -----	6	(D)	(D)	(D)	CC
7941 pt.	Football clubs -----	1	(D)	(D)	(D)	CC
7941 pt.	Other professional sports clubs -----	5	(D)	(D)	(D)	CC
7941 pt.	Managers and promoters -----	32	45 038	10 508	1 729	267
7948	Racing, including track operation -----	94	(D)	(D)	(D)	GG
7948 pt.	Auto racetrack operation -----	5	(D)	(D)	(D)	BB
7948 pt.	Horse racetrack operation -----	10	(D)	(D)	(D)	GG
7948 pt.	Dog racetrack operation -----	1	(D)	(D)	(D)	FF
7948 pt.	Racing stables and racing, n.e.c. -----	78	(D)	(D)	(D)	EE
79 ex. 792, 3, 4; 84	Other amusement and recreation services, including museums -----	1 247	(D)	(D)	(D)	JJ
791	Dance studios, schools, and halls -----	107	(D)	(D)	(D)	FF
7991	Physical fitness facilities -----	262	179 309	48 259	12 197	5 289
7991 pt.	Physical fitness centers, except gymnasiums and athletic clubs -----	236	(D)	(D)	(D)	HH
7991 pt.	Gymnasiums and athletic clubs -----	26	(D)	(D)	(D)	GG
7992	Public golf courses -----	76	(D)	(D)	(D)	FF
7993	Coin-operated amusement devices -----	148	71 085	15 867	3 513	840
7996	Amusement parks -----	24	103 797	14 835	1 016	1 035
7997	Membership sports and recreation clubs -----	171	186 840	64 761	12 952	4 958
7999, 84	Amusement and recreation services, including museums, n.e.c. -----	459	(D)	(D)	(D)	II
7999 pt.	Concession operators of amusement devices and rides -----	20	4 190	739	71	30
7999 pt.	Carnivals, circuses, and fairs -----	16	(D)	(D)	(D)	BB
7999 pt.	Carnivals and circuses -----	14	(D)	(D)	(D)	BB
7999 pt.	Fairs -----	2	(D)	(D)	(D)	AA
7999 pt., 84	Other recreation and amusements, including museums -----	423	(D)	(D)	(D)	II
84	Museums, art galleries, and botanical and zoological gardens -----	11	2 425	468	101	32
841	Museums and art galleries -----	10	(D)	(D)	(D)	BB
842	Arboreta and botanical or zoological gardens -----	1	(D)	(D)	(D)	AA
7999 pt.	Roller skating rinks -----	30	9 252	2 210	607	443
7999 pt.	Ice skating rinks -----	8	3 502	1 073	296	154
7999 pt.	Other amusement and recreation services, n.e.c. -----	374	(D)	(D)	(D)	HH
80	Health services -----	14 559	9 726 397	4 397 150	911 057	136 277
801	Offices and clinics of doctors of medicine -----	6 893	4 832 983	2 480 382	472 950	42 682
8011 pt.	Offices of doctors of medicine -----	6 742	(D)	(D)	(D)	KK
8011 pt.	General medical clinics -----	151	(D)	(D)	(D)	HH
802	Offices and clinics of dentists -----	4 021	1 212 046	465 448	101 319	19 630
8021 pt.	Offices of dentists -----	3 998	(D)	(D)	(D)	JJ
8021 pt.	Dental clinics -----	23	(D)	(D)	(D)	CC
803	Offices and clinics of doctors of osteopathy -----	147	(D)	(D)	(D)	FF
8031 pt.	Offices of osteopathic physicians -----	140	56 114	27 134	4 681	690
8031 pt.	Osteopathic clinics -----	7	(D)	(D)	(D)	BB
804	Offices and clinics of other health practitioners -----	2 077	582 493	210 688	45 353	8 481
8041	Offices and clinics of chiropractors -----	629	137 345	39 659	8 710	2 054
8042	Offices and clinics of optometrists -----	487	(D)	(D)	(D)	GG
8043	Offices and clinics of podiatrists -----	344	(D)	(D)	(D)	GG
8049	Offices and clinics of health practitioners, n.e.c. -----	617	(D)	(D)	(D)	HH
805	Nursing and personal care facilities -----	328	1 156 148	473 472	112 231	32 809
8051	Skilled nursing care facilities -----	237	(D)	(D)	(D)	KK
8052	Intermediate care facilities -----	65	(D)	(D)	(D)	HH
8059	Nursing and personal care facilities, n.e.c. -----	26	(D)	(D)	(D)	GG
806	Hospitals -----	25	(D)	(D)	(D)	JJ
8062	General medical and surgical hospitals -----	7	(D)	(D)	(D)	II
8063, 9	Specialty hospitals -----	18	287 850	108 218	25 592	3 862
8063	Psychiatric hospitals -----	14	191 466	73 721	18 696	2 814
8069	Specialty hospitals, except psychiatric -----	4	96 384	34 497	6 896	1 048
807, 8, 9	Other health services -----	1 068	(D)	(D)	(D)	JJ
807	Medical and dental laboratories -----	518	(D)	(D)	(D)	II
8071	Medical laboratories -----	260	329 588	102 348	23 756	3 781
8072	Dental laboratories -----	258	(D)	(D)	(D)	GG
808	Home health care services -----	215	(D)	(D)	(D)	JJ
809	Miscellaneous health and allied services, n.e.c. -----	335	(D)	(D)	(D)	HH
8092	Kidney dialysis centers -----	30	53 270	16 132	3 635	636
8093	Specialty outpatient facilities, n.e.c. -----	177	(D)	(D)	(D)	GG
8099	Health and allied services, n.e.c. -----	128	(D)	(D)	(D)	GG
81	Legal services -----	5 386	5 196 693	1 977 444	426 567	39 966
823, 4, 9	Selected educational services -----	524	278 191	98 409	23 605	4 604
823	Libraries -----	2	(D)	(D)	(D)	AA
824	Vocational schools -----	167	(D)	(D)	(D)	GG
8243	Data processing schools -----	53	(D)	(D)	(D)	FF
8244	Business and secretarial schools -----	23	(D)	(D)	(D)	EE
8249	Vocational schools, n.e.c. -----	91	(D)	(D)	(D)	FF
829	Schools and educational services, n.e.c. -----	355	(D)	(D)	(D)	GG

Table 7a. Summary Statistics for Firms Subject to Federal Income Tax for Metropolitan Areas: 1992—Con.

[Includes only establishments with payroll. For meaning of abbreviations and symbols, see introductory text. For explanation of terms and comparability of 1987 and 1992 censuses, see appendix A. For definitions of CMSA's, MSA's, and PMSA's, see appendix D]

SIC code	Geographic area and kind of business or operation	Establishments (number)	Receipts (\$1,000)	Annual payroll (\$1,000)	First-quarter payroll (\$1,000)	Paid employees for pay period including March 12 (number)
CHICAGO—GARY—KENOSHA, IL—IN—WI CMSA—Con.						
83	Social services	1 132	330 232	133 019	31 733	11 429
835	Child day care services	734	148 413	66 510	16 002	7 533
832, 3, 6, 9	Other social services	398	181 819	66 509	15 731	3 896
832	Individual and family social services	225	76 639	27 276	6 152	1 592
833	Job training and vocational rehabilitation services	62	(D)	(D)	(D)	FF
836	Residential care	68	(D)	(D)	(D)	GG
839	Social services, n.e.c.	43	(D)	(D)	(D)	CC
87 ex. 8733	Engineering, accounting, research, management, and related services (except noncommercial research organizations)	8 908	8 924 090	3 680 398	850 122	95 904
871	Engineering, architectural, and surveying services	2 255	2 658 418	1 166 345	275 420	27 958
8711	Engineering services	1 339	2 090 712	917 000	219 920	21 238
8712	Architectural services	742	495 548	210 460	46 922	5 353
8713	Surveying services	174	72 158	38 885	8 578	1 367
872	Accounting, auditing, and bookkeeping services	2 700	2 005 212	834 088	203 450	23 503
873 ex. 8733	Research, development, and testing services (except noncommercial research organizations)	515	878 029	356 651	87 141	12 020
8731	Commercial physical and biological research	70	(D)	(D)	(D)	GG
8731 pt.	Commercial physical research	42	184 187	91 078	22 733	1 965
8731 pt.	Commercial medical and biological research	28	(D)	(D)	(D)	CC
8732	Commercial economic, sociological, and educational research	311	(D)	(D)	(D)	II
8734	Testing laboratories	134	184 267	66 469	15 651	2 171
874	Management and public relations services	3 438	3 382 431	1 323 314	284 111	32 423
8741	Management services	821	1 336 442	440 414	100 249	14 858
8742	Management consulting services	1 826	1 670 195	725 568	150 603	13 734
8743	Public relations services	250	(D)	(D)	(D)	GG
8744	Facilities support management services	16	(D)	(D)	(D)	CC
8748	Business consulting services, n.e.c.	525	(D)	(D)	(D)	GG
89	Services, n.e.c.	517	306 899	118 118	21 270	2 382
8999 pt.	Scientific and related consulting services, except environmental	103	(D)	(D)	(D)	EE
8999 pt.	Other services	414	(D)	(D)	(D)	GG
8999 pt.	Environmental consulting	105	(D)	(D)	(D)	GG
8999 pt.	Authors, composers, and other arts-related services	101	(D)	(D)	(D)	CC
8999 pt.	Other services, n.e.c.	208	(D)	(D)	(D)	EE
Chicago, IL PMSA						
Total		57 148	47 761 587	18 028 865	4 046 015	685 069
(See appropriate State for SIC detail.)						
Gary, IN PMSA						
Total		3 675	1 882 317	767 250	165 309	35 878
(See appropriate State for SIC detail.)						
Kankakee, IL PMSA						
Total		572	551 885	385 483	69 452	13 198
(See appropriate State for SIC detail.)						
Kenosha, WI PMSA						
Total		781	288 149	108 133	23 620	6 066
70 ex. 704	Hotels, rooming houses, camps, and other lodging places (except membership lodging)	11	7 695	1 708	353	221
7011	Hotels and motels	10	(D)	(D)	(D)	CC
7011 pt.	Hotels	1	(D)	(D)	(D)	BB
7011 pt.	Motels, motor hotels, and tourist courts	9	(D)	(D)	(D)	CC
702, 3	Other lodging places	1	(D)	(D)	(D)	AA
72	Personal services	106	15 030	5 738	1 255	529
721	Laundry, cleaning, and garment services	28	2 856	973	178	122
7211	Power laundries, family and commercial*	1	(D)	(D)	(D)	AA
7213	Linen supply*	—	—	—	—	—
7215	Coin-operated laundries and drycleaning	12	1 151	367	56	49
7216	Drycleaning plants, except rug cleaning*	9	1 024	435	88	55
7217	Carpet and upholstery cleaning	4	289	34	4	5
7218	Industrial laundrers*	1	(D)	(D)	(D)	AA
7212, 9	Other laundry, cleaning, and garment services*	1	(D)	(D)	(D)	AA
722	Photographic studios, portrait	4	733	183	38	27
723, 4	Beauty and barber shops	57	8 229	3 535	795	312
723	Beauty shops	55	(D)	(D)	(D)	EE
724	Barber shops	2	(D)	(D)	(D)	AA
725	Shoe repair shops and shoeshine parlors	1	(D)	(D)	(D)	AA
726	Funeral service and crematories	5	2 182	832	191	31
729	Miscellaneous personal services	11	(D)	(D)	(D)	BB

Table 7a. Summary Statistics for Firms Subject to Federal Income Tax for Metropolitan Areas: 1992—Con.

[Includes only establishments with payroll. For meaning of abbreviations and symbols, see introductory text. For explanation of terms and comparability of 1987 and 1992 censuses, see appendix A. For definitions of CMSA's, MSA's, and PMSA's, see appendix D]

SIC code	Geographic area and kind of business or operation	Establishments (number)	Receipts (\$1,000)	Annual payroll (\$1,000)	First-quarter payroll (\$1,000)	Paid employees for pay period including March 12 (number)
	CHICAGO-GARY-KENOSHA, IL-IN-WI CMSA—Con.					
	Kenosha, WI PMSA—Con.					
73	Business services -----	77	16 396	6 550	1 514	670
731	Advertising -----	3	716	196	50	17
732	Consumer credit reporting agencies, mercantile reporting agencies, and adjustment and collection agencies -----	3	(D)	(D)	(D)	AA
733	Mailing, reproduction, commercial art and photography, and stenographic services -----	4	510	203	59	14
734	Services to dwellings and other buildings -----	23	3 003	763	153	119
735	Miscellaneous equipment rental and leasing -----	2	(D)	(D)	(D)	AA
736	Personnel supply services -----	8	2 843	1 974	500	191
737	Computer programming, data processing, and other computer related services -----	11	1 415	562	140	27
7371, 2, 3	Computer programming, prepackaged software, and integrated systems -----	7	(D)	(D)	(D)	AA
7374, 5, 6	Data processing services -----	2	(D)	(D)	(D)	AA
7377, 8, 9	Computer rental and leasing, maintenance, and related services, n.e.c. -----	2	(D)	(D)	(D)	AA
738	Miscellaneous business services -----	23	5 975	2 326	509	276
75	Automotive repair, services, and parking -----	89	24 578	5 695	1 351	360
751	Automotive rental and leasing, without drivers -----	4	1 119	179	44	15
752	Automobile parking -----	—	—	—	—	—
753	Automotive repair shops -----	75	21 338	5 024	1 173	275
7532	Top, body, and upholstery repair shops and paint shops -----	22	6 251	1 709	415	86
7538	General automotive repair shops -----	36	10 345	2 346	554	138
7533, 4, 6, 7, 9	Other automotive repair shops -----	17	4 742	969	204	51
754	Automotive services, except repair -----	10	2 121	492	134	70
76	Miscellaneous repair services -----	29	8 476	2 588	628	126
762	Electrical repair shops -----	9	2 991	773	187	34
7622	Radio and television repair shops -----	3	87	28	7	4
7623, 9	Other electrical and electronic repair shops -----	6	2 904	745	180	30
763	Watch, clock, and jewelry repair -----	—	—	—	—	—
764	Reupholstery and furniture repair -----	3	544	198	47	14
769	Miscellaneous repair and related services -----	17	4 941	1 617	394	78
78, 79, 84	Amusement and recreation services, including motion pictures and museums -----	55	59 625	12 549	3 114	1 211
781, 2	Motion picture production, distribution, and services -----	1	(D)	(D)	(D)	AA
783	Motion picture theaters -----	3	(D)	(D)	(D)	BB
784	Video tape rental -----	16	2 813	474	111	73
792	Theatrical producers (except motion picture), bands, orchestras, and entertainers -----	—	—	—	—	—
793	Bowling centers -----	5	2 096	527	155	92
79 ex. 792, 3, 84	Commercial sports and other amusement and recreation services, including museums -----	30	53 350	11 218	2 774	1 012
80	Health services -----	271	120 873	58 198	12 297	2 242
801	Offices and clinics of doctors of medicine -----	137	62 834	33 122	6 815	723
802	Offices and clinics of dentists -----	75	21 597	8 838	1 687	397
803	Offices and clinics of doctors of osteopathy -----	2	(D)	(D)	(D)	AA
804	Offices and clinics of other health practitioners -----	36	8 180	2 893	636	156
805	Nursing and personal care facilities -----	10	25 717	11 931	2 946	925
806	Hospitals -----	—	—	—	—	—
807, 8, 9	Other health services -----	11	(D)	(D)	(D)	BB
81	Legal services -----	48	11 048	4 353	993	184
823, 4, 9	Selected educational services -----	3	(D)	(D)	(D)	AA
83	Social services -----	26	5 593	2 928	647	279
835	Child day care services -----	13	1 985	1 101	226	149
832, 3, 6, 9	Other social services -----	13	3 608	1 827	421	130
87 ex. 8733	Engineering, accounting, research, management, and related services (except noncommercial research organizations) -----	63	18 292	7 751	1 454	237
871	Engineering, architectural, and surveying services -----	16	4 036	1 451	287	51
872	Accounting, auditing, and bookkeeping services -----	29	10 254	4 451	1 002	166
873 ex. 8733	Research, development, and testing services (except noncommercial research organizations) -----	—	—	—	—	—
874	Management and public relations services -----	18	4 002	1 849	165	20
89	Services, n.e.c. -----	3	(D)	(D)	(D)	AA

SERVICE INDUSTRIES—GEOGRAPHIC AREA SERIES

WISCONSIN WI-79

Table 7a. Summary Statistics for Firms Subject to Federal Income Tax for Metropolitan Areas: 1992—Con.

[Includes only establishments with payroll. For meaning of abbreviations and symbols, see introductory text. For explanation of terms and comparability of 1987 and 1992 censuses, see appendix A. For definitions of CMSA's, MSA's, and PMSA's, see appendix D]

SIC code	Geographic area and kind of business or operation	Establishments (number)	Receipts (\$1,000)	Annual payroll (\$1,000)	First-quarter payroll (\$1,000)	Paid employees for pay period including March 12 (number)
DULUTH-SUPERIOR, MN-WI MSA						
	Total	1 483	623 023	245 849	54 623	14 177
70 ex. 704	Hotels, rooming houses, camps, and other lodging places (except membership lodging)	121	64 932	15 514	3 436	1 726
7011	Hotels and motels	93	60 014	14 509	3 293	1 638
7011 pt.	Hotels	32	37 179	9 712	2 263	1 004
7011 pt.	Motels, motor hotels, and tourist courts	61	22 835	4 797	1 030	634
702, 3	Other lodging places	28	4 918	1 005	143	88
72	Personal services	186	38 774	14 177	3 394	1 211
721	Laundry, cleaning, and garment services	38	11 952	4 588	971	343
7211	Power laundries, family and commercial*	1	(D)	(D)	(D)	AA
7213	Linen supply*	1	(D)	(D)	(D)	AA
7215	Coin-operated laundries and drycleaning	8	561	84	24	23
7216	Drycleaning plants, except rug cleaning*	13	2 483	952	326	125
7217	Carpet and upholstery cleaning	11	851	236	53	63
7218	Industrial launderers*	2	(D)	(D)	(D)	CC
7212, 9	Other laundry, cleaning, and garment services*	2	(D)	(D)	(D)	AA
722	Photographic studios, portrait	15	4 582	1 216	267	83
723, 4	Beauty and barber shops	97	10 646	4 564	1 084	500
723	Beauty shops	96	(D)	(D)	(D)	EE
724	Barber shops	1	(D)	(D)	(D)	AA
725	Shoe repair shops and shoeshine parlors	2	(D)	(D)	(D)	AA
726	Funeral service and crematories	20	9 339	3 215	862	125
729	Miscellaneous personal services	14	(D)	(D)	(D)	CC
73	Business services	188	67 371	26 322	6 162	1 994
731	Advertising	15	12 592	4 648	1 127	284
732	Consumer credit reporting agencies, mercantile reporting agencies, and adjustment and collection agencies	8	1 269	368	84	27
733	Mailing, reproduction, commercial art and photography, and stenographic services	17	2 168	540	105	44
734	Services to dwellings and other buildings	43	7 415	3 181	815	453
735	Miscellaneous equipment rental and leasing	20	10 881	2 774	625	157
736	Personnel supply services	14	9 265	5 662	1 280	406
737	Computer programming, data processing, and other computer related services	21	7 534	3 212	784	134
7371, 2, 3	Computer programming, prepackaged software, and integrated systems	5	1 103	597	111	21
7374, 5, 6	Data processing services	11	4 765	1 695	461	86
7377, 8, 9	Computer rental and leasing, maintenance, and related services, n.e.c.	5	1 666	920	212	27
738	Miscellaneous business services	50	16 247	5 937	1 342	489
75	Automotive repair, services, and parking	154	43 794	9 961	2 304	618
751	Automotive rental and leasing, without drivers	6	(D)	(D)	(D)	BB
752	Automobile parking	5	(D)	(D)	(D)	AA
753	Automotive repair shops	126	34 781	8 126	1 925	460
7532	Top, body, and upholstery repair shops and paint shops	41	12 558	3 312	754	182
7538	General automotive repair shops	53	14 718	2 901	707	177
7533, 4, 6, 7, 9	Other automotive repair shops	32	7 505	1 913	464	101
754	Automotive services, except repair	17	5 202	1 065	242	110
76	Miscellaneous repair services	66	31 185	8 899	2 487	406
762	Electrical repair shops	12	6 075	1 921	458	96
7622	Radio and television repair shops	2	(D)	(D)	(D)	AA
7623, 9	Other electrical and electronic repair shops	10	(D)	(D)	(D)	BB
763	Watch, clock, and jewelry repair	2	(D)	(D)	(D)	AA
764	Reupholstery and furniture repair	6	639	153	30	16
769	Miscellaneous repair and related services	46	(D)	(D)	(D)	EE
78, 79, 84	Amusement and recreation services, including motion pictures and museums	131	40 509	9 897	1 963	1 074
781, 2	Motion picture production, distribution, and services	1	(D)	(D)	(D)	AA
783	Motion picture theaters	10	4 586	570	158	114
784	Video tape rental	35	4 702	1 159	302	212
792	Theatrical producers (except motion picture), bands, orchestras, and entertainers	3	(D)	(D)	(D)	AA
793	Bowling centers	16	4 329	1 119	313	173
79 ex. 792, 3; 84	Commercial sports and other amusement and recreation services, including museums	66	25 876	6 840	1 142	564
80	Health services	300	201 030	97 716	20 695	4 442
801	Offices and clinics of doctors of medicine	63	90 765	48 403	9 505	993
802	Offices and clinics of dentists	119	33 460	12 502	2 690	643
803	Offices and clinics of doctors of osteopathy	2	(D)	(D)	(D)	AA
804	Offices and clinics of other health practitioners	69	12 945	4 738	1 023	236
805	Nursing and personal care facilities	20	46 675	24 778	5 826	1 663
806	Hospitals	—	—	—	—	—
807, 8, 9	Other health services	27	(D)	(D)	(D)	FF
81	Legal services	98	43 090	21 015	4 606	604
823, 4, 9	Selected educational services	13	5 709	2 190	470	151

WI-80 WISCONSIN

SERVICE INDUSTRIES—GEOGRAPHIC AREA SERIES

Table 7a. Summary Statistics for Firms Subject to Federal Income Tax for Metropolitan Areas: 1992—Con.

[Includes only establishments with payroll. For meaning of abbreviations and symbols, see introductory text. For explanation of terms and comparability of 1987 and 1992 censuses, see appendix A. For definitions of CMSA's, MSA's, and PMSA's, see appendix D]

SIC code	Geographic area and kind of business or operation	Establishments (number)	Receipts (\$1,000)	Annual payroll (\$1,000)	First-quarter payroll (\$1,000)	Paid employees for pay period including March 12 (number)
DULUTH-SUPERIOR, MN-WI MSA—Con.						
83	Social services	71	14 838	6 492	1 645	689
835	Child day care services	27	2 251	1 165	316	157
832, 3, 6, 9	Other social services	44	12 587	5 327	1 329	532
87 ex. 8733	Engineering, accounting, research, management, and related services (except noncommercial research organizations)	150	69 242	32 468	7 272	1 231
871	Engineering, architectural, and surveying services	51	28 958	14 354	3 084	461
872	Accounting, auditing, and bookkeeping services	53	15 835	6 823	1 672	315
873 ex. 8733	Research, development, and testing services (except noncommercial research organizations)	11	5 279	2 499	545	107
874	Management and public relations services	35	19 170	8 792	1 971	348
89	Services, n.e.c.	5	2 549	1 198	189	31
EAU CLAIRE, WI MSA						
	Total	881	408 789	158 318	33 546	8 144
70 ex. 704	Hotels, rooming houses, camps, and other lodging places (except membership lodging)	31	(D)	(D)	(D)	FF
7011	Hotels and motels	28	18 572	4 986	1 094	631
7011 pt.	Hotels	4	5 519	1 664	350	192
7011 pt.	Motels, motor hotels, and tourist courts	24	13 053	3 322	744	439
702, 3	Other lodging places	3	(D)	(D)	(D)	AA
72	Personal services	148	25 972	8 546	2 176	784
721	Laundry, cleaning, and garment services	35	10 795	3 042	785	217
7211	Power laundries, family and commercial*	3	(D)	(D)	(D)	BB
7213	Linen supply*	1	(D)	(D)	(D)	AA
7215	Coin-operated laundries and drycleaning	14	740	153	35	44
7216	Drycleaning plants, except rug cleaning*	10	1 025	345	74	32
7217	Carpet and upholstery cleaning	3	(D)	(D)	(D)	AA
7218	Industrial laundriers*	3	(D)	(D)	(D)	BB
7212, 9	Other laundry, cleaning, and garment services*	1	(D)	(D)	(D)	AA
722	Photographic studios, portrait	10	1 310	248	47	23
723, 4	Beauty and barber shops	77	8 499	3 566	860	379
723	Beauty shops	74	8 340	3 531	849	373
724	Barber shops	3	159	35	11	6
725	Shoe repair shops and shoeshine parlors	1	(D)	(D)	(D)	AA
726	Funeral service and crematories	11	3 979	1 153	277	41
729	Miscellaneous personal services	14	(D)	(D)	(D)	CC
73	Business services	113	37 984	18 698	3 628	1 294
731	Advertising	5	1 399	336	77	12
732	Consumer credit reporting agencies, mercantile reporting agencies, and adjustment and collection agencies	6	1 247	456	104	29
733	Mailing, reproduction, commercial art and photography, and stenographic services	8	1 568	543	124	37
734	Services to dwellings and other buildings	32	5 375	2 252	487	272
735	Miscellaneous equipment rental and leasing	12	3 870	967	224	57
736	Personnel supply services	4	(D)	(D)	(D)	FF
737	Computer programming, data processing, and other computer related services	14	8 054	3 040	705	139
7371, 2, 3	Computer programming, prepackaged software, and integrated systems	9	(D)	(D)	(D)	BB
7374, 5, 6	Data processing services	3	(D)	(D)	(D)	BB
7377, 8, 9	Computer rental and leasing, maintenance, and related services, n.e.c.	2	(D)	(D)	(D)	AA
738	Miscellaneous business services	32	(D)	(D)	(D)	CC
75	Automotive repair, services, and parking	115	30 143	7 002	1 723	462
751	Automotive rental and leasing, without drivers	8	5 518	800	193	35
752	Automobile parking	—	—	—	—	—
753	Automotive repair shops	98	23 009	5 749	1 415	367
7532	Top, body, and upholstery repair shops and paint shops	30	8 151	2 293	558	153
7538	General automotive repair shops	48	8 725	1 827	498	137
7533, 4, 6, 7, 9	Other automotive repair shops	20	6 133	1 629	359	77
754	Automotive services, except repair	9	1 616	453	115	60
76	Miscellaneous repair services	40	14 195	3 856	945	242
762	Electrical repair shops	12	6 033	1 951	512	134
7622	Radio and television repair shops	4	895	293	76	21
7623, 9	Other electrical and electronic repair shops	8	5 138	1 658	436	113
763	Watch, clock, and jewelry repair	—	—	—	—	—
764	Reupholstery and furniture repair	1	(D)	(D)	(D)	AA
769	Miscellaneous repair and related services	27	(D)	(D)	(D)	CC

Table 7a. Summary Statistics for Firms Subject to Federal Income Tax for Metropolitan Areas: 1992 — Con.

[Includes only establishments with payroll. For meaning of abbreviations and symbols, see introductory text. For explanation of terms and comparability of 1987 and 1992 censuses, see appendix A. For definitions of CMSA's, MSA's, and PMSA's, see appendix D]

SIC code	Geographic area and kind of business or operation	Establishments (number)	Receipts (\$1,000)	Annual payroll (\$1,000)	First-quarter payroll (\$1,000)	Paid employees for pay period including March 12 (number)
EAU CLAIRE, WI MSA — Con.						
78, 79, 84	Amusement and recreation services, including motion pictures and museums	57	16 139	3 350	691	431
781, 2	Motion picture production, distribution, and services	—	—	—	—	—
783	Motion picture theaters	7	2 831	291	75	58
784	Video tape rental	7	1 227	174	52	39
792	Theatrical producers (except motion picture), bands, orchestras, and entertainers	5	(D)	(D)	(D)	AA
793	Bowling centers	6	(D)	(D)	(D)	BB
79 ex. 792, 3; 84	Commercial sports and other amusement and recreation services, including museums	32	8 957	2 421	473	277
80	Health services	184	109 039	53 423	10 909	2 087
801	Offices and clinics of doctors of medicine	64	48 644	26 867	5 261	542
802	Offices and clinics of dentists	52	18 940	7 670	1 445	341
803	Offices and clinics of doctors of osteopathy	—	—	—	—	—
804	Offices and clinics of other health practitioners	48	10 831	4 025	861	195
805	Nursing and personal care facilities	8	23 623	11 400	2 592	877
806	Hospitals	—	—	—	—	—
807, 8, 9	Other health services	12	7 001	3 461	750	132
81	Legal services	56	23 864	11 511	1 772	269
823, 4, 9	Selected educational services	8	(D)	(D)	(D)	CC
83	Social services	39	13 568	6 917	1 575	652
835	Child day care services	14	1 815	924	226	186
832, 3, 6, 9	Other social services	25	11 753	5 993	1 349	466
87 ex. 8733	Engineering, accounting, research, management, and related services (except noncommercial research organizations)	87	100 578	36 583	8 529	1 149
871	Engineering, architectural, and surveying services	21	20 305	10 699	2 216	339
872	Accounting, auditing, and bookkeeping services	36	15 498	5 256	1 344	247
873 ex. 87333	Research, development, and testing services (except noncommercial research organizations)	5	(D)	(D)	(D)	EE
874	Management and public relations services	25	(D)	(D)	(D)	CC
89	Services, n.e.c.	3	(D)	(D)	(D)	BB
GREEN BAY, WI MSA						
	Total	1 355	766 876	367 808	72 771	16 982
70 ex. 704	Hotels, rooming houses, camps, and other lodging places (except membership lodging)	31	(D)	(D)	(D)	GG
7011	Hotels and motels	29	38 988	10 257	2 569	1 370
7011 pt.	Hotels	8	20 660	5 357	1 405	610
7011 pt.	Motels, motor hotels, and tourist courts	21	18 328	4 900	1 164	760
702, 3	Other lodging places	2	(D)	(D)	(D)	AA
72	Personal services	190	40 471	15 237	3 551	1 348
721	Laundry, cleaning, and garment services	34	14 517	5 710	1 374	469
7211	Power laundries, family and commercial*	4	998	452	108	47
7213	Linen supply*	—	—	—	—	—
7215	Coin-operated laundries and drycleaning	5	(D)	(D)	(D)	BB
7216	Drycleaning plants, except rug cleaning*	13	3 098	1 276	275	127
7217	Carpet and upholstery cleaning	7	(D)	(D)	(D)	BB
7218	Industrial launderers*	2	(D)	(D)	(D)	CC
7212, 9	Other laundry, cleaning, and garment services*	3	(D)	(D)	(D)	AA
722	Photographic studios, portrait	15	3 047	715	125	64
723, 4	Beauty and barber shops	106	13 156	5 583	1 306	567
723	Beauty shops	101	12 768	5 447	1 273	556
724	Barber shops	5	388	136	33	11
725	Shoe repair shops and shoeshine parlors	3	(D)	(D)	(D)	AA
726	Funeral service and crematories	10	5 707	1 634	345	59
729	Miscellaneous personal services	22	(D)	(D)	(D)	CC
73	Business services	237	139 893	67 761	15 315	4 897
731	Advertising	15	8 556	3 262	814	143
732	Consumer credit reporting agencies, mercantile reporting agencies, and adjustment and collection agencies	4	4 209	994	267	60
733	Mailing, reproduction, commercial art and photography, and stenographic services	24	6 448	3 177	696	132
734	Services to dwellings and other buildings	41	12 337	7 349	1 986	1 250
735	Miscellaneous equipment rental and leasing	27	17 901	3 526	726	168
736	Personnel supply services	35	41 898	28 664	5 856	1 743
737	Computer programming, data processing, and other computer related services	29	22 670	8 562	2 200	344
7371, 2, 3	Computer programming, prepackaged software, and integrated systems	15	5 239	1 739	518	58
7374, 5, 6	Data processing services	9	13 116	3 717	909	217
7377, 8, 9	Computer rental and leasing, maintenance, and related services, n.e.c.	5	4 315	3 106	773	69
738	Miscellaneous business services	62	25 874	12 227	2 770	1 057

WI-82 WISCONSIN

SERVICE INDUSTRIES—GEOGRAPHIC AREA SERIES

Table 7a. Summary Statistics for Firms Subject to Federal Income Tax for Metropolitan Areas: 1992—Con.

[Includes only establishments with payroll. For meaning of abbreviations and symbols, see introductory text. For explanation of terms and comparability of 1987 and 1992 censuses, see appendix A. For definitions of CMSA's, MSA's, and PMSA's, see appendix D]

SIC code	Geographic area and kind of business or operation	Establishments (number)	Receipts (\$1,000)	Annual payroll (\$1,000)	First-quarter payroll (\$1,000)	Paid employees for pay period including March 12 (number)
GREEN BAY, WI MSA—Con.						
75	Automotive repair, services, and parking	148	62 332	13 528	3 268	998
751	Automotive rental and leasing, without drivers	21	22 122	2 950	646	172
752	Automobile parking	1	(D)	(D)	(D)	AA
753	Automotive repair shops	99	29 669	7 258	1 751	417
7532	Top, body, and upholstery repair shops and paint shops	35	9 886	2 701	684	150
7538	General automotive repair shops	48	14 052	3 116	743	195
7533, 4, 6, 7, 9	Other automotive repair shops	16	5 731	1 441	324	72
754	Automotive services, except repair	27	(D)	(D)	(D)	EE
76	Miscellaneous repair services	81	28 893	8 302	2 052	385
762	Electrical repair shops	19	9 976	2 621	634	110
7622	Radio and television repair shops	4	539	243	63	17
7623, 9	Other electrical and electronic repair shops	15	9 437	2 378	571	93
763	Watch, clock, and jewelry repair	1	(D)	(D)	(D)	AA
764	Reupholstery and furniture repair	6	687	233	41	16
769	Miscellaneous repair and related services	55	(D)	(D)	(D)	EE
78, 79, 84	Amusement and recreation services, including motion pictures and museums	83	44 148	41 541	4 780	1 145
781, 2	Motion picture production, distribution, and services	5	(D)	(D)	(D)	BB
783	Motion picture theaters	5	(D)	(D)	(D)	BB
784	Video tape rental	13	3 040	517	127	70
792	Theatrical producers (except motion picture), bands, orchestras, and entertainers	3	194	51	11	8
793	Bowling centers	14	6 137	1 690	491	305
79 ex. 792, 3; 84	Commercial sports and other amusement and recreation services, including museums	43	28 893	38 135	3 910	663
80	Health services	291	258 086	137 311	25 690	4 160
801	Offices and clinics of doctors of medicine	93	137 935	85 664	14 230	1 425
802	Offices and clinics of dentists	82	37 781	18 059	3 546	663
803	Offices and clinics of doctors of osteopathy	2	(D)	(D)	(D)	BB
804	Offices and clinics of other health practitioners	68	15 840	5 370	1 096	286
805	Nursing and personal care facilities	18	34 193	17 565	4 336	1 182
806	Hospitals	1	(D)	(D)	(D)	CC
807, 8, 9	Other health services	27	(D)	(D)	(D)	EE
81	Legal services	69	27 682	15 122	2 677	416
823, 4, 9	Selected educational services	9	896	415	96	36
83	Social services	79	13 259	5 892	1 258	576
835	Child day care services	41	6 596	3 071	663	371
832, 3, 6, 9	Other social services	38	6 663	2 821	595	205
87 ex. 8733	Engineering, accounting, research, management, and related services (except noncommercial research organizations)	131	111 061	51 982	11 462	1 627
871	Engineering, architectural, and surveying services	43	73 939	34 960	7 433	902
872	Accounting, auditing, and bookkeeping services	47	19 922	9 671	2 371	380
873 ex. 8733	Research, development, and testing services (except noncommercial research organizations)	13	5 871	2 975	598	167
874	Management and public relations services	28	11 329	4 376	1 060	178
89	Services, n.e.c.	6	(D)	(D)	(D)	AA
JANESVILLE-BELOIT, WI MSA						
	Total	745	287 501	124 912	27 974	7 468
70 ex. 704	Hotels, rooming houses, camps, and other lodging places (except membership lodging)	17	(D)	(D)	(D)	EE
7011	Hotels and motels	16	12 958	3 419	764	461
7011 pt.	Hotels	3	3 856	911	235	144
7011 pt.	Motels, motor hotels, and tourist courts	13	9 102	2 508	529	317
702, 3	Other lodging places	1	(D)	(D)	(D)	AA
72	Personal services	148	19 467	6 723	1 630	740
721	Laundry, cleaning, and garment services	24	3 319	1 016	236	117
7211	Power laundries, family and commercial*	—	—	—	—	—
7213	Linen supply*	—	—	—	—	—
7215	Coin-operated laundries and drycleaning	7	868	215	56	27
7216	Drycleaning plants, except rug cleaning*	9	2 058	678	154	68
7217	Carpet and upholstery cleaning	4	197	38	6	9
7218	Industrial launderers*	—	—	—	—	—
7212, 9	Other laundry, cleaning, and garment services*	4	196	85	20	13
722	Photographic studios, portrait	12	1 635	391	86	44
723, 4	Beauty and barber shops	84	8 328	3 657	893	384
723	Beauty shops	80	8 130	3 612	880	379
724	Barber shops	4	198	45	13	5
725	Shoe repair shops and shoeshine parlors	1	(D)	(D)	(D)	AA
726	Funeral service and crematories	11	4 409	1 130	223	57
729	Miscellaneous personal services	16	(D)	(D)	(D)	CC

SERVICE INDUSTRIES—GEOGRAPHIC AREA SERIES

WISCONSIN WI-83

Table 7a. Summary Statistics for Firms Subject to Federal Income Tax for Metropolitan Areas: 1992 — Con.

[Includes only establishments with payroll. For meaning of abbreviations and symbols, see introductory text. For explanation of terms and comparability of 1987 and 1992 censuses, see appendix A. For definitions of CMSA's, MSA's, and PMSA's, see appendix D]

SIC code	Geographic area and kind of business or operation	Establishments (number)	Receipts (\$1,000)	Annual payroll (\$1,000)	First-quarter payroll (\$1,000)	Paid employees for pay period including March 12 (number)
JANESVILLE-BELOIT, WI MSA — Con.						
73	Business services	108	58 096	24 261	5 591	1 876
731	Advertising	6	(D)	(D)	(D)	BB
732	Consumer credit reporting agencies, mercantile reporting agencies, and adjustment and collection agencies	3	1 814	927	259	47
733	Mailing, reproduction, commercial art and photography, and stenographic services	6	1 103	281	70	19
734	Services to dwellings and other buildings	30	4 690	2 169	544	367
735	Miscellaneous equipment rental and leasing	12	5 085	1 309	249	53
736	Personnel supply services	11	9 791	7 346	1 777	525
737	Computer programming, data processing, and other computer related services	13	8 413	5 132	1 275	363
7371, 2, 3	Computer programming, prepackaged software, and integrated systems	8	1 376	516	99	21
7374, 5, 6	Data processing services	5	7 037	4 616	1 176	342
7377, 8, 9	Computer rental and leasing, maintenance, and related services, n.e.c.	—	—	—	—	—
738	Miscellaneous business services	27	(D)	(D)	(D)	EE
75	Automotive repair, services, and parking	81	20 701	4 995	1 177	303
751	Automotive rental and leasing, without drivers	2	(D)	(D)	(D)	AA
752	Automobile parking	—	—	—	—	—
753	Automotive repair shops	65	16 810	3 940	940	219
7532	Top, body, and upholstery repair shops and paint shops	18	6 392	1 618	395	83
7538	General automotive repair shops	29	5 850	1 321	307	85
7533, 4, 6, 7, 9	Other automotive repair shops	18	4 568	1 001	238	51
754	Automotive services, except repair	14	(D)	(D)	(D)	BB
76	Miscellaneous repair services	32	6 128	1 438	341	99
762	Electrical repair shops	11	3 478	730	178	45
7622	Radio and television repair shops	4	1 343	358	83	18
7623, 9	Other electrical and electronic repair shops	7	2 135	372	95	27
763	Watch, clock, and jewelry repair	1	(D)	(D)	(D)	AA
764	Reupholstery and furniture repair	3	195	63	14	7
769	Miscellaneous repair and related services	17	(D)	(D)	(D)	BB
78, 79, 84	Amusement and recreation services, including motion pictures and museums	52	17 103	3 896	924	477
781, 2	Motion picture production, distribution, and services	—	—	—	—	—
783	Motion picture theaters	3	(D)	(D)	(D)	BB
784	Video tape rental	14	2 593	463	119	77
792	Theatrical producers (except motion picture), bands, orchestras, and entertainers	2	(D)	(D)	(D)	AA
793	Bowling centers	10	4 533	1 207	373	205
79 ex. 792, 3; 84	Commercial sports and other amusement and recreation services, including museums	23	8 185	1 907	387	157
80	Health services	157	115 553	63 959	14 246	2 682
801	Offices and clinics of doctors of medicine	28	58 473	34 920	8 089	903
802	Offices and clinics of dentists	60	21 422	10 376	1 952	373
803	Offices and clinics of doctors of osteopathy	—	—	—	—	—
804	Offices and clinics of other health practitioners	42	10 685	4 296	750	179
805	Nursing and personal care facilities	11	18 935	11 131	2 654	815
806	Hospitals	—	—	—	—	—
807, 8, 9	Other health services	16	6 038	3 236	801	412
81	Legal services	56	17 374	7 291	1 299	248
823, 4, 9	Selected educational services	6	(D)	(D)	(D)	BB
83	Social services	31	4 932	2 169	484	274
835	Child day care services	17	2 201	996	232	171
832, 3, 6, 9	Other social services	14	2 731	1 173	252	103
87 ex. 8733	Engineering, accounting, research, management, and related services (except noncommercial research organizations)	56	13 499	6 269	1 411	275
871	Engineering, architectural, and surveying services	10	3 590	2 135	468	73
872	Accounting, auditing, and bookkeeping services	32	8 480	3 454	864	180
873 ex. 8733	Research, development, and testing services (except noncommercial research organizations)	—	—	—	—	—
874	Management and public relations services	14	1 429	680	79	22
89	Services, n.e.c.	1	(D)	(D)	(D)	AA

Table 7a. Summary Statistics for Firms Subject to Federal Income Tax for Metropolitan Areas: 1992—Con.

[Includes only establishments with payroll. For meaning of abbreviations and symbols, see introductory text. For explanation of terms and comparability of 1987 and 1992 censuses, see appendix A. For definitions of CMSA's, MSA's, and PMSA's, see appendix D]

SIC code	Geographic area and kind of business or operation	Establishments (number)	Receipts (\$1,000)	Annual payroll (\$1,000)	First-quarter payroll (\$1,000)	Paid employees for pay period including March 12 (number)
LA CROSSE, WI-MN MSA						
	Total	710	294 829	108 041	24 657	7 093
70 ex. 704	Hotels, rooming houses, camps, and other lodging places (except membership lodging)	32	22 658	5 593	1 209	703
7011	Hotels and motels	26	22 103	5 508	1 207	702
7011 pt.	Hotels	7	8 911	2 044	455	263
7011 pt.	Motels, motor hotels, and tourist courts	19	13 192	3 464	752	439
702, 3	Other lodging places	6	555	85	2	1
72	Personal services	131	36 691	13 218	3 174	1 048
721	Laundry, cleaning, and garment services	22	16 780	5 598	1 378	304
7211	Power laundries, family and commercial*	—	—	—	—	—
7213	Linen supply*	1	(D)	(D)	(D)	CC
7215	Coin-operated laundries and drycleaning	9	(D)	(D)	(D)	BB
7216	Drycleaning plants, except rug cleaning*	7	1 641	570	132	55
7217	Carpet and upholstery cleaning	4	422	85	24	13
7218	Industrial laundriers*	1	(D)	(D)	(D)	AA
7212, 9	Other laundry, cleaning, and garment services*	—	—	—	—	—
722	Photographic studios, portrait	14	2 618	691	130	55
723, 4	Beauty and barber shops	68	7 450	3 076	735	376
723	Beauty shops	66	(D)	(D)	(D)	EE
724	Barber shops	2	(D)	(D)	(D)	AA
725	Shoe repair shops and shoeshine parlors	3	(D)	(D)	(D)	AA
726	Funeral service and crematories	11	3 356	1 170	222	46
729	Miscellaneous personal services	13	(D)	(D)	(D)	EE
73	Business services	106	60 014	20 226	4 637	1 825
731	Advertising	6	7 646	1 573	357	58
732	Consumer credit reporting agencies, mercantile reporting agencies, and adjustment and collection agencies	4	3 337	1 016	253	69
733	Mailing, reproduction, commercial art and photography, and stenographic services	12	3 308	790	179	52
734	Services to dwellings and other buildings	23	3 397	1 931	441	346
735	Miscellaneous equipment rental and leasing	13	6 621	1 358	325	65
736	Personnel supply services	7	5 518	3 765	825	716
737	Computer programming, data processing, and other computer related services	14	19 355	6 607	1 505	270
7371, 2, 3	Computer programming, prepackaged software, and integrated systems	10	(D)	(D)	(D)	CC
7374, 5, 6	Data processing services	2	(D)	(D)	(D)	BB
7377, 8, 9	Computer rental and leasing, maintenance, and related services, n.e.c.	2	(D)	(D)	(D)	AA
738	Miscellaneous business services	27	10 832	3 186	752	249
75	Automotive repair, services, and parking	75	21 891	4 633	1 051	325
751	Automotive rental and leasing, without drivers	6	3 694	369	81	45
752	Automobile parking	1	(D)	(D)	(D)	AA
753	Automotive repair shops	57	16 173	3 649	816	194
7532	Top, body, and upholstery repair shops and paint shops	22	6 421	1 706	368	83
7538	General automotive repair shops	15	4 510	861	195	44
7533, 4, 6, 7, 9	Other automotive repair shops	20	5 242	1 082	253	67
754	Automotive services, except repair	11	(D)	(D)	(D)	BB
76	Miscellaneous repair services	28	8 811	2 390	548	130
762	Electrical repair shops	7	1 721	741	185	53
7622	Radio and television repair shops	1	(D)	(D)	(D)	AA
7623, 9	Other electrical and electronic repair shops	6	(D)	(D)	(D)	BB
763	Watch, clock, and jewelry repair	1	(D)	(D)	(D)	AA
764	Reupholstery and furniture repair	—	—	—	—	—
769	Miscellaneous repair and related services	20	(D)	(D)	(D)	BB
78, 79, 84	Amusement and recreation services, including motion pictures and museums	61	17 868	4 616	1 147	790
781, 2	Motion picture production, distribution, and services	2	(D)	(D)	(D)	AA
783	Motion picture theaters	4	2 465	279	70	51
784	Video tape rental	10	2 137	373	92	95
792	Theatrical producers (except motion picture), bands, orchestras, and entertainers	4	(D)	(D)	(D)	BB
793	Bowling centers	6	(D)	(D)	(D)	BB
79 ex. 792, 3, 84	Commercial sports and other amusement and recreation services, including museums	35	9 877	2 846	725	508
80	Health services	121	80 904	37 002	8 045	1 366
801	Offices and clinics of doctors of medicine	17	42 396	20 406	4 327	503
802	Offices and clinics of dentists	55	17 280	7 448	1 540	291
803	Offices and clinics of doctors of osteopathy	—	—	—	—	—
804	Offices and clinics of other health practitioners	34	7 940	2 767	683	165
805	Nursing and personal care facilities	3	7 267	4 096	954	324
806	Hospitals	—	—	—	—	—
807, 8, 9	Other health services	12	6 021	2 285	541	83
81	Legal services	45	18 212	8 110	1 740	280
823, 4, 9	Selected educational services	5	1 299	290	131	35

SERVICE INDUSTRIES—GEOGRAPHIC AREA SERIES

WISCONSIN WI-85

Table 7a. Summary Statistics for Firms Subject to Federal Income Tax for Metropolitan Areas: 1992 — Con.

[Includes only establishments with payroll. For meaning of abbreviations and symbols, see introductory text. For explanation of terms and comparability of 1987 and 1992 censuses, see appendix A. For definitions of CMSA's, MSA's, and PMSA's, see appendix D]

SIC code	Geographic area and kind of business or operation	Establishments (number)	Receipts (\$1,000)	Annual payroll (\$1,000)	First-quarter payroll (\$1,000)	Paid employees for pay period including March 12 (number)
LA CROSSE, WI-MN MSA — Con.						
83	Social services	24	1 953	811	209	96
835	Child day care services	12	578	218	52	31
832, 3, 6, 9	Other social services	12	1 375	593	157	65
87 ex. 8733	Engineering, accounting, research, management, and related services (except noncommercial research organizations)	76	23 663	10 805	2 662	482
871	Engineering, architectural, and surveying services	21	9 611	5 056	1 191	164
872	Accounting, auditing, and bookkeeping services	40	11 117	4 305	1 017	232
873 ex. 8733	Research, development, and testing services (except noncommercial research organizations)	3	(D)	(D)	(D)	BB
874	Management and public relations services	12	(D)	(D)	(D)	BB
89	Services, n.e.c.	6	865	347	104	13
MADISON, WI MSA						
	Total	2 781	1 778 393	716 097	163 317	32 305
70 ex. 704	Hotels, rooming houses, camps, and other lodging places (except membership lodging)	72	76 074	21 592	4 907	2 520
7011	Hotels and motels	60	72 547	20 616	4 692	2 367
7011 pt.	Hotels	14	34 609	10 959	2 621	1 267
7011 pt.	Hotels, 25 guestrooms or more	10	33 692	10 742	2 570	1 229
7011 pt.	Hotels, less than 25 guestrooms	4	917	217	51	38
7011 pt.	Motels, motor hotels, and tourist courts	46	37 938	9 657	2 071	1 100
7011 pt.	Motels, tourist courts	39	33 127	7 918	1 512	802
7011 pt.	Motor hotels	7	4 811	1 739	559	298
702, 3	Other lodging places	12	3 527	976	215	153
702	Rooming and boarding houses	6	2 429	789	185	126
703	Camps and recreational vehicle parks	6	1 098	187	30	27
72	Personal services	350	89 910	32 955	7 681	2 515
721	Laundry, cleaning, and garment services	64	35 540	12 417	2 954	758
7211	Power laundries, family and commercial*	1	(D)	(D)	(D)	AA
7213	Linen supply*	3	(D)	(D)	(D)	EE
7215	Coin-operated laundries and drycleaning	10	1 768	284	65	23
7216	Drycleaning plants, except rug cleaning*	16	6 712	2 858	620	233
7217	Carpet and upholstery cleaning	21	2 739	954	176	71
7218	Industrial launderers*	1	(D)	(D)	(D)	BB
7212, 9	Other laundry, cleaning, and garment services*	12	1 116	282	70	26
7212	Garment pressing, and agents for laundries and drycleaners	4	274	28	6	5
7219	Laundry and garment services, n.e.c.*	8	842	254	64	21
722	Photographic studios, portrait	23	4 466	990	210	130
723, 4	Beauty and barber shops	193	29 995	13 294	3 017	1 078
723	Beauty shops	173	27 899	12 320	2 787	1 017
724	Barber shops	20	2 096	974	230	61
725	Shoe repair shops and shoeshine parlors	6	741	238	57	24
726	Funeral service and crematories	12	6 486	1 943	395	55
729	Miscellaneous personal services	52	12 682	4 073	1 048	470
7291	Tax return preparation services	13	2 642	1 149	415	230
7299	Miscellaneous personal services, n.e.c.	39	10 040	2 924	633	240
73	Business services	525	312 387	119 292	27 395	7 302
731	Advertising	41	26 010	11 646	2 732	351
7311	Advertising agencies	37	24 782	11 173	2 622	333
7312	Outdoor advertising services	2	(D)	(D)	(D)	AA
7313	Radio, television, publishers' advertising representatives	1	(D)	(D)	(D)	AA
7319	Advertising, n.e.c.	1	(D)	(D)	(D)	AA
732	Consumer credit reporting agencies, mercantile reporting agencies, and adjustment and collection agencies	7	6 300	2 010	523	87
7322	Adjustment and collection services	6	(D)	(D)	(D)	BB
7323	Credit reporting services	1	(D)	(D)	(D)	BB
733	Mailing, reproduction, commercial art and photography, and stenographic services	84	31 528	10 631	2 227	491
7331	Direct mail advertising services	3	(D)	(D)	(D)	BB
7334	Photocopying and duplicating services	17	11 619	3 595	786	172
7335, 6	Commercial photography, art, and graphics	47	12 455	4 109	884	153
7335	Commercial photography	9	2 758	1 082	242	45
7336	Commercial art and graphic design	38	9 697	3 027	642	108
7338	Secretarial and court reporting services	17	(D)	(D)	(D)	CC
734	Services to dwellings and other buildings	109	19 583	9 326	2 067	1 299
7342	Disinfecting and pest control services	6	4 685	2 107	419	78
7349	Building cleaning and maintenance services, n.e.c.	103	14 898	7 219	1 648	1 221
735	Miscellaneous equipment rental and leasing	20	23 677	4 769	1 138	184
7352	Medical equipment rental and leasing	6	(D)	(D)	(D)	BB
7353	Heavy construction equipment rental and leasing	1	(D)	(D)	(D)	AA
7359	Equipment rental and leasing, n.e.c.	13	11 588	3 115	745	133
736	Personnel supply services	33	33 281	23 289	5 022	2 185
7361	Employment agencies	10	1 369	563	124	30
7363	Help supply services	23	31 912	22 726	4 898	2 155
7363 pt.	Temporary help supply	21	(D)	(D)	(D)	GG
7363 pt.	Help supply, except temporary	2	(D)	(D)	(D)	BB

Table 7a. Summary Statistics for Firms Subject to Federal Income Tax for Metropolitan Areas: 1992 — Con.

[Includes only establishments with payroll. For meaning of abbreviations and symbols, see introductory text. For explanation of terms and comparability of 1987 and 1992 censuses, see appendix A. For definitions of CMSA's, MSA's, and PMSA's, see appendix D]

SIC code	Geographic area and kind of business or operation	Establishments (number)	Receipts (\$1,000)	Annual payroll (\$1,000)	First-quarter payroll (\$1,000)	Paid employees for pay period including March 12 (number)
MADISON, WI MSA — Con.						
73	Business services—Con.					
737	Computer programming, data processing, and other computer related services -----	100	121 574	39 161	9 523	1 291
7371, 2, 3	Computer programming, prepackaged software, and integrated systems -----	63	39 440	16 831	3 928	447
7371	Computer programming services -----	45	28 741	11 528	2 655	296
7372	Prepackaged software -----	14	8 285	4 126	1 038	121
7373	Computer integrated systems -----	4	2 414	1 177	235	30
7374, 5, 6	Data processing services -----	21	74 714	19 717	4 585	771
7374, 5	Computer processing, information retrieval -----	21	74 714	19 717	4 585	771
7376	Computer facilities management services -----	—	—	—	—	—
7377, 8, 9	Computer rental and leasing, maintenance, and related services, n.e.c. -----	16	7 420	2 613	1 010	73
7377	Computer rental and leasing -----	1	(D)	(D)	(D)	AA
7378	Computer maintenance and repair -----	6	4 366	991	245	36
7379	Computer related services, n.e.c. -----	9	(D)	(D)	(D)	BB
738	Miscellaneous business services -----	131	50 434	18 460	4 163	1 414
7381, 2	Detective agencies and protective services -----	15	6 798	3 307	797	294
7381	Detective, guard, and armored car services -----	11	(D)	(D)	(D)	CC
7382	Security systems services -----	4	(D)	(D)	(D)	CC
7383	News syndicates -----	1	(D)	(D)	(D)	AA
7384	Photofinishing laboratories* -----	10	3 462	1 322	331	72
7389	Business services, n.e.c. -----	105	(D)	(D)	(D)	GG
7389 pt.	Sign painting shops -----	5	771	231	51	11
7389 pt.	Interior designing -----	12	2 670	421	77	18
7389 pt.	Telephone answering services -----	5	2 078	889	238	122
7389 pt.	Other business services -----	83	(D)	(D)	(D)	FF
75	Automotive repair, services, and parking -----	213	94 515	23 767	5 543	1 333
751	Automotive rental and leasing, without drivers -----	16	23 003	2 610	640	157
7513	Truck rental and leasing, without drivers -----	7	12 011	1 640	418	82
7514, 5	Passenger car rental and leasing -----	9	10 992	970	222	75
7514	Passenger car rental -----	8	(D)	(D)	(D)	BB
7515	Passenger car leasing -----	1	(D)	(D)	(D)	AA
7519	Utility trailer and recreational vehicle rental -----	—	—	—	—	—
752	Automobile parking -----	1	(D)	(D)	(D)	AA
753	Automotive repair shops -----	159	59 567	16 615	3 779	759
7532	Top, body, and upholstery repair shops and paint shops -----	44	15 689	5 020	1 161	230
7532 pt.	Top and body repair shops -----	43	(D)	(D)	(D)	CC
7532 pt.	Paint shops -----	1	(D)	(D)	(D)	AA
7538	General automotive repair shops -----	85	29 354	7 901	1 811	367
7538 pt.	General automotive repair shops, except diesel -----	79	25 009	6 375	1 439	300
7538 pt.	Diesel repair shops -----	6	4 345	1 526	372	67
7533, 4, 6, 7, 9	Other automotive repair shops -----	30	14 524	3 694	807	162
7533	Automotive exhaust system repair shops -----	8	7 146	1 913	430	79
7534	Tire retreading and repair shops -----	1	(D)	(D)	(D)	AA
7536	Automotive glass replacement shops -----	8	(D)	(D)	(D)	BB
7537	Automotive transmission repair shops -----	5	985	314	78	18
7539	Automotive repair shops, n.e.c. -----	8	2 452	602	117	28
7539 pt.	Radiator repair -----	3	543	147	36	10
7539 pt.	Brake, front end, and wheel alignment -----	2	(D)	(D)	(D)	AA
7539 pt.	Automotive electrical and fuel system services -----	2	(D)	(D)	(D)	AA
7539 pt.	Other automotive repair shops, n.e.c. -----	1	(D)	(D)	(D)	AA
754	Automotive services, except repair -----	37	(D)	(D)	(D)	EE
7542	Carwashes -----	19	6 178	2 872	711	286
7549	Automotive services, except repair and carwashes -----	18	(D)	(D)	(D)	CC
76	Miscellaneous repair services -----	118	53 335	14 615	3 340	735
762	Electrical repair shops -----	35	26 605	6 422	1 498	377
7622	Radio and television repair shops -----	11	7 709	1 960	461	79
7623, 9	Other electrical and electronic repair shops -----	24	18 896	4 462	1 037	298
7623	Refrigeration and air-conditioning service and repair shops -----	7	2 244	657	140	23
7629	Electrical and electronic repair shops, n.e.c. -----	17	16 652	3 805	897	275
763	Watch, clock, and jewelry repair -----	3	(D)	(D)	(D)	AA
764	Reupholstery and furniture repair -----	17	1 322	332	83	27
769	Miscellaneous repair and related services -----	63	(D)	(D)	(D)	EE
7692	Welding repair -----	11	2 250	708	132	53
7694	Armature rewinding shops -----	1	(D)	(D)	(D)	AA
7699	Repair shops and related services, n.e.c. -----	51	(D)	(D)	(D)	EE
78, 79, 84	Amusement and recreation services, including motion pictures and museums -----	195	81 357	20 576	4 740	2 302
781, 2	Motion picture production, distribution, and services -----	15	7 196	2 334	600	107
783	Motion picture theaters -----	16	10 990	1 257	336	270
7832	Motion picture theaters, except drive-in -----	15	(D)	(D)	(D)	EE
7833	Drive-in motion picture theaters -----	1	(D)	(D)	(D)	AA
784	Video tape rental -----	33	7 755	1 831	448	261
792	Theatrical producers (except motion picture), bands, orchestras, and entertainers -----	17	4 994	2 026	297	115
7922	Theatrical producers (except motion picture) and miscellaneous theatrical services -----	7	2 159	886	148	74
7929	Bands, orchestras, actors, and other entertainers and entertainment groups -----	10	2 835	1 140	149	41
793	Bowling centers -----	23	12 056	3 296	895	407

Table 7a. Summary Statistics for Firms Subject to Federal Income Tax for Metropolitan Areas: 1992 — Con.

[Includes only establishments with payroll. For meaning of abbreviations and symbols, see introductory text. For explanation of terms and comparability of 1987 and 1992 censuses, see appendix A. For definitions of CMSA's, MSA's, and PMSA's, see appendix D]

SIC code	Geographic area and kind of business or operation	Establishments (number)	Receipts (\$1,000)	Annual payroll (\$1,000)	First-quarter payroll (\$1,000)	Paid employees for pay period including March 12 (number)
MADISON, WI MSA — Con.						
78, 79, 84	Amusement and recreation services, including motion pictures and museums—Con.					
79 ex. 792, 3; 84	Commercial sports and other amusement and recreation services, including museums -----	91	38 366	9 832	2 164	1 142
794	Commercial sports -----	7	1 116	258	52	18
7941	Professional sports clubs, managers, promoters -----	1	(D)	(D)	(D)	AA
7948	Racing, including track operation -----	6	(D)	(D)	(D)	AA
79 ex. 792, 3, 4; 84	Other amusement and recreation services, including museums ----	84	37 250	9 574	2 112	1 124
791	Dance studios, schools, and halls -----	16	1 714	307	74	75
7991	Physical fitness facilities -----	18	8 909	2 779	615	423
7992	Public golf courses -----	2	(D)	(D)	(D)	AA
7993	Coin-operated amusement devices -----	11	7 601	1 472	343	89
7996	Amusement parks -----	—	—	—	—	—
7997	Membership sports and recreation clubs -----	7	5 194	1 961	387	169
7999, 84	Amusement and recreation services, including museums, n.e.c. -	30	(D)	(D)	(D)	EE
7999 pt.	Concession operators of amusement devices and rides -----	—	—	—	—	—
7999 pt.	Carnivals, circuses, and fairs -----	1	(D)	(D)	(D)	AA
7999 pt., 84	Other recreation and amusements, including museums -----	29	(D)	(D)	(D)	EE
80	Health services -----	518	517 738	234 399	52 024	7 199
801	Offices and clinics of doctors of medicine -----	140	310 922	143 708	32 176	2 846
8011 pt.	Offices of doctors of medicine -----	137	307 075	141 698	31 876	2 816
8011 pt.	General medical clinics -----	3	3 847	2 010	300	30
802	Offices and clinics of dentists -----	170	66 863	29 200	5 848	1 098
803	Offices and clinics of doctors of osteopathy -----	1	(D)	(D)	(D)	AA
804	Offices and clinics of other health practitioners -----	104	29 190	10 335	2 261	436
8041	Offices and clinics of chiropractors -----	44	13 855	5 389	1 052	191
8042	Offices and clinics of optometrists -----	25	6 114	1 636	369	95
8043	Offices and clinics of podiatrists -----	5	1 511	262	61	23
8049	Offices and clinics of health practitioners, n.e.c. -----	30	7 710	3 048	779	127
805	Nursing and personal care facilities -----	41	42 822	21 617	4 990	1 611
8051	Skilled nursing care facilities -----	15	38 025	19 030	4 406	1 402
8052	Intermediate care facilities -----	22	(D)	(D)	(D)	BB
8059	Nursing and personal care facilities, n.e.c. -----	4	(D)	(D)	(D)	CC
806	Hospitals -----	1	(D)	(D)	(D)	CC
8062	General medical and surgical hospitals -----	—	—	—	—	—
8063, 9	Specialty hospitals -----	1	(D)	(D)	(D)	CC
807, 8, 9	Other health services -----	61	(D)	(D)	(D)	GG
807	Medical and dental laboratories -----	23	22 069	8 911	1 923	308
8071	Medical laboratories -----	9	15 252	4 975	1 052	149
8072	Dental laboratories -----	14	6 817	3 936	871	159
808	Home health care services -----	14	16 754	9 494	2 396	497
809	Miscellaneous health and allied services, n.e.c. -----	24	(D)	(D)	(D)	EE
8092	Kidney dialysis centers -----	—	—	—	—	—
8093	Specialty outpatient facilities, n.e.c. -----	16	15 489	6 477	1 440	179
8099	Health and allied services, n.e.c. -----	8	(D)	(D)	(D)	BB
81	Legal services -----	193	136 241	58 932	12 267	1 532
823, 4, 9	Selected educational services -----	20	6 615	2 556	560	141
823	Libraries -----	—	—	—	—	—
824	Vocational schools -----	6	2 960	1 176	281	53
829	Schools and educational services, n.e.c. -----	14	3 655	1 380	279	88
83	Social services -----	143	31 723	13 997	3 266	1 301
835	Child day care services -----	79	14 659	7 269	1 704	726
832, 3, 6, 9	Other social services -----	64	17 064	6 728	1 562	575
87 ex. 8733	Engineering, accounting, research, management, and related services (except noncommercial research organizations) -----	412	371 280	170 866	41 125	5 370
871	Engineering, architectural, and surveying services -----	131	160 303	78 721	18 812	2 072
8711	Engineering services -----	84	126 589	63 909	15 625	1 643
8712	Architectural services -----	36	31 842	13 840	3 009	365
8713	Surveying services -----	11	1 872	972	178	64
872	Accounting, auditing, and bookkeeping services -----	100	73 384	31 646	7 828	1 177
873 ex. 8733	Research, development, and testing services (except noncommercial research organizations) -----	40	79 443	37 165	8 899	1 383
8731	Commercial physical and biological research -----	13	16 540	8 916	2 049	254
8732	Commercial economic, sociological, and educational research ----	19	(D)	(D)	(D)	EE
8734	Testing laboratories -----	8	(D)	(D)	(D)	FF
874	Management and public relations services -----	141	58 150	23 334	5 586	738
8741	Management services -----	29	33 869	14 029	3 469	406
8742	Management consulting services -----	61	10 618	4 374	1 078	165
8743	Public relations services -----	18	(D)	(D)	(D)	BB
8744	Facilities support management services -----	2	(D)	(D)	(D)	BB
8748	Business consulting services, n.e.c. -----	31	8 053	2 974	683	91
89	Services, n.e.c. -----	22	7 218	2 550	469	55

Table 7a. Summary Statistics for Firms Subject to Federal Income Tax for Metropolitan Areas: 1992—Con.

[Includes only establishments with payroll. For meaning of abbreviations and symbols, see introductory text. For explanation of terms and comparability of 1987 and 1992 censuses, see appendix A. For definitions of CMSA's, MSA's, and PMSA's, see appendix D]

SIC code	Geographic area and kind of business or operation	Establishments (number)	Receipts (\$1,000)	Annual payroll (\$1,000)	First-quarter payroll (\$1,000)	Paid employees for pay period including March 12 (number)
MILWAUKEE-RACINE, WI CMSA						
	Total -----	12 149	7 395 413	3 054 100	662 567	139 085
70 ex. 704	Hotels, rooming houses, camps, and other lodging places (except membership lodging) -----	132	189 729	50 806	12 110	5 336
7011	Hotels and motels -----	113	185 244	49 789	11 915	5 241
7011 pt.	Hotels -----	37	(D)	(D)	(D)	HH
7011 pt.	Hotels, 25 guestrooms or more -----	31	(D)	(D)	(D)	HH
7011 pt.	Hotels, less than 25 guestrooms -----	6	(D)	(D)	(D)	BB
7011 pt.	Motels, motor hotels, and tourist courts -----	76	(D)	(D)	(D)	GG
7011 pt.	Motels, tourist courts -----	57	(D)	(D)	(D)	FF
7011 pt.	Motor hotels -----	19	31 662	8 294	1 867	1 015
702, 3	Other lodging places -----	19	4 485	1 017	195	95
702	Rooming and boarding houses -----	11	(D)	(D)	(D)	BB
703	Camps and recreational vehicle parks -----	8	(D)	(D)	(D)	BB
7032	Sporting and recreational camps -----	4	(D)	(D)	(D)	AA
7033	Recreational vehicle parks and campsites -----	4	(D)	(D)	(D)	AA
72	Personal services -----	1 479	340 534	124 460	30 306	10 718
721	Laundry, cleaning, and garment services -----	291	117 912	42 106	10 026	2 995
7211	Power laundries, family and commercial* -----	12	(D)	(D)	(D)	EE
7213	Linen supply* -----	4	(D)	(D)	(D)	EE
7215	Coin-operated laundries and drycleaning -----	67	15 013	3 109	717	264
7215 pt.	Coin-operated laundries and drycleaning stores -----	63	(D)	(D)	(D)	CC
7215 pt.	Coin-operated laundry routes -----	4	(D)	(D)	(D)	AA
7216	Drycleaning plants, except rug cleaning* -----	106	30 756	12 820	2 690	1 117
7217	Carpet and upholstery cleaning -----	56	12 592	3 705	855	295
7218	Industrial launderers* -----	9	34 630	13 531	3 579	632
7212, 9	Other laundry, cleaning, and garment services* -----	37	(D)	(D)	(D)	CC
7212	Garment pressing, and agents for laundries and drycleaners -----	12	(D)	(D)	(D)	BB
7219	Laundry and garment services, n.e.c.* -----	25	(D)	(D)	(D)	CC
722	Photographic studios, portrait -----	91	25 393	7 502	1 652	499
723, 4	Beauty and barber shops -----	817	99 162	46 162	10 964	4 438
723	Beauty shops -----	756	94 888	44 440	10 545	4 278
724	Barber shops -----	61	4 274	1 722	419	160
725	Shoe repair shops and shoeshine parlors -----	12	868	171	43	20
726	Funeral service and crematories -----	107	54 417	15 715	3 904	528
729	Miscellaneous personal services -----	161	42 782	12 804	3 717	2 238
7291	Tax return preparation services -----	53	8 017	3 976	1 691	1 161
7299	Miscellaneous personal services, n.e.c. -----	108	34 765	8 828	2 026	1 077
7299 pt.	Massage parlors, tanning salons, and saunas -----	27	1 480	418	94	88
7299 pt.	Other personal services -----	81	33 285	8 410	1 932	989
7299 pt.	Diet and weight reducing services -----	34	(D)	(D)	(D)	FF
7299 pt.	Formal wear rental -----	17	(D)	(D)	(D)	CC
7299 pt.	Other personal services, n.e.c. -----	30	5 462	1 484	346	138
73	Business services -----	2 262	1 919 504	785 906	178 862	46 979
731	Advertising -----	175	128 593	59 347	13 267	1 847
7311	Advertising agencies -----	144	(D)	(D)	(D)	GG
7312	Outdoor advertising services -----	6	(D)	(D)	(D)	BB
7313	Radio, television, publishers' advertising representatives -----	15	(D)	(D)	(D)	BB
7313 pt.	Radio, television advertising representatives -----	7	(D)	(D)	(D)	BB
7313 pt.	Publishers' advertising representatives -----	8	2 874	623	121	44
7319	Advertising, n.e.c. -----	10	(D)	(D)	(D)	EE
732	Consumer credit reporting agencies, mercantile reporting agencies, and adjustment and collection agencies -----	48	(D)	(D)	(D)	FF
7322	Adjustment and collection services -----	37	(D)	(D)	(D)	FF
7323	Credit reporting services -----	11	(D)	(D)	(D)	CC
733	Mailing, reproduction, commercial art and photography, and stenographic services -----	264	191 404	51 701	11 911	2 089
7331	Direct mail advertising services -----	29	(D)	(D)	(D)	FF
7331 pt.	Mailing list compilers, brokers, and managers -----	9	(D)	(D)	(D)	CC
7331 pt.	Direct mail advertising services, except mailing list services -----	20	91 838	15 928	3 643	598
7334	Photocopying and duplicating services -----	20	20 274	5 614	1 392	273
7334 pt.	Blueprinting and photocopying services -----	20	20 274	5 614	1 392	273
7334 pt.	Duplicating services, except printing and photocopying -----	-	-	-	-	-
7335, 6	Commercial photography, art, and graphics -----	163	(D)	(D)	(D)	FF
7335	Commercial photography -----	41	(D)	(D)	(D)	CC
7336	Commercial art and graphic design -----	122	49 758	18 966	4 329	633
7336 pt.	Commercial art -----	35	(D)	(D)	(D)	CC
7336 pt.	Graphic arts and related design -----	87	(D)	(D)	(D)	FF
7338	Secretarial and court reporting services -----	52	(D)	(D)	(D)	EE
734	Services to dwellings and other buildings -----	496	120 419	61 667	13 889	7 535
7342	Disinfecting and pest control services -----	28	(D)	(D)	(D)	CC
7349	Building cleaning and maintenance services, n.e.c. -----	468	(D)	(D)	(D)	II
735	Miscellaneous equipment rental and leasing -----	110	(D)	(D)	(D)	FF
7352	Medical equipment rental and leasing -----	11	(D)	(D)	(D)	BB
7353	Heavy construction equipment rental and leasing -----	9	(D)	(D)	(D)	BB
7353 pt.	Rental and leasing of heavy construction equipment without operators -----	4	(D)	(D)	(D)	BB
7353 pt.	Rental and leasing of heavy construction equipment with operators -----	5	(D)	(D)	(D)	AA
7359	Equipment rental and leasing, n.e.c. -----	90	(D)	(D)	(D)	FF
7359 pt.	Equipment rental -----	82	(D)	(D)	(D)	FF
7359 pt.	Rent-to-own -----	23	(D)	(D)	(D)	CC
7359 pt.	Equipment rental, except rent-to-own -----	59	36 542	9 448	2 034	525
7359 pt.	Equipment leasing, except finance leasing -----	8	(D)	(D)	(D)	BB

Table 7a. Summary Statistics for Firms Subject to Federal Income Tax for Metropolitan Areas: 1992 — Con.

[Includes only establishments with payroll. For meaning of abbreviations and symbols, see introductory text. For explanation of terms and comparability of 1987 and 1992 censuses, see appendix A. For definitions of CMSA's, MSA's, and PMSA's, see appendix D]

SIC code	Geographic area and kind of business or operation	Establishments (number)	Receipts (\$1,000)	Annual payroll (\$1,000)	First-quarter payroll (\$1,000)	Paid employees for pay period including March 12 (number)
MILWAUKEE-RACINE, WI CMSA — Con.						
73	Business services—Con.					
736	Personnel supply services	282	403 739	239 601	51 537	18 733
7361	Employment agencies	103	(D)	(D)	(D)	GG
7363	Help supply services	179	(D)	(D)	(D)	JJ
7363 pt.	Temporary help supply	151	(D)	(D)	(D)	JJ
7363 pt.	Help supply, except temporary	28	(D)	(D)	(D)	GG
7363 pt.	Employee leasing	18	(D)	(D)	(D)	FF
7363 pt.	Other help supply services	10	8 560	5 308	1 008	306
737	Computer programming, data processing, and other computer related services	408	552 788	200 871	48 665	5 582
7371, 2, 3	Computer programming, prepackaged software, and integrated systems	272	231 398	95 001	21 078	2 203
7371	Computer programming services	170	95 702	52 421	11 892	1 308
7372	Prepackaged software	55	(D)	(D)	(D)	EE
7373	Computer integrated systems	47	(D)	(D)	(D)	EE
7374, 5, 6	Data processing services	59	239 958	82 763	21 486	2 555
7374, 5	Computer processing, information retrieval	57	(D)	(D)	(D)	GG
7374	Computer processing and data preparation and processing services	52	204 949	71 259	17 897	2 189
7375	Information retrieval services	5	(D)	(D)	(D)	CC
7376	Computer facilities management services	2	(D)	(D)	(D)	CC
7377, 8, 9	Computer rental and leasing, maintenance, and related services, n.e.c.	77	81 432	23 107	6 101	824
7377	Computer rental and leasing	7	(D)	(D)	(D)	AA
7378	Computer maintenance and repair	27	(D)	(D)	(D)	EE
7379	Computer related services, n.e.c.	43	(D)	(D)	(D)	EE
7379 pt.	Computer consultants	29	(D)	(D)	(D)	EE
7379 pt.	Miscellaneous computer services, n.e.c.	14	(D)	(D)	(D)	BB
738	Miscellaneous business services	479	384 369	139 362	32 248	9 642
7381, 2	Detective agencies and protective services	83	73 501	41 189	9 848	3 623
7381	Detective, guard, and armored car services	65	46 413	32 442	7 615	3 302
7381 pt.	Detective agencies and guard services	61	42 357	30 122	7 053	3 147
7381 pt.	Armored car services	4	4 056	2 320	562	155
7382	Security systems services	18	27 088	8 747	2 233	321
7383	News syndicates	4	(D)	(D)	(D)	BB
7384	Photofinishing laboratories*	39	(D)	(D)	(D)	FF
7384 pt.	Photofinishing laboratories, except "one-hour" (mini) labs*	31	(D)	(D)	(D)	FF
7384 pt.	One-hour (mini) photofinishing*	8	(D)	(D)	(D)	BB
7389	Business services, n.e.c.	353	257 166	85 091	19 302	5 205
7389 pt.	Sign painting shops	22	(D)	(D)	(D)	BB
7389 pt.	Interior designing	36	(D)	(D)	(D)	CC
7389 pt.	Telephone answering services	11	(D)	(D)	(D)	CC
7389 pt.	Other business services	284	234 797	79 796	18 127	4 838
7389 pt.	Water softening and conditioning services	14	(D)	(D)	(D)	CC
7389 pt.	Packaging and labeling services	23	(D)	(D)	(D)	FF
7389 pt.	Trading stamp services	1	(D)	(D)	(D)	AA
7389 pt.	Miscellaneous business services	246	(D)	(D)	(D)	HH
7389 pt.	Convention and trade show services	15	10 566	4 652	1 106	345
7389 pt.	Private mail centers	10	8 771	1 983	442	164
7389 pt.	Miscellaneous business services, n.e.c.	221	(D)	(D)	(D)	HH
75	Automotive repair, services, and parking	1 110	528 644	119 337	28 711	6 650
751	Automotive rental and leasing, without drivers	81	166 234	18 589	4 399	835
7513	Truck rental and leasing, without drivers	30	66 929	8 626	2 080	354
7513 pt.	Truck rental, without drivers	14	31 523	3 601	855	167
7513 pt.	Truck leasing, except finance leasing	16	35 406	5 025	1 225	187
7514, 5	Passenger car rental and leasing	44	(D)	(D)	(D)	EE
7514	Passenger car rental	22	(D)	(D)	(D)	EE
7515	Passenger car leasing	22	56 455	3 228	868	130
7519	Utility trailer and recreational vehicle rental	7	(D)	(D)	(D)	AA
752	Automobile parking	73	21 461	3 332	863	295
7521 pt.	Parking lots	55	10 643	1 595	411	147
7521 pt.	Parking structures	18	10 818	1 737	452	148
753	Automotive repair shops	786	282 072	79 446	19 033	3 803
7532	Top, body, and upholstery repair shops and paint shops	234	95 959	31 370	7 806	1 355
7532 pt.	Top and body repair shops	212	88 517	27 784	6 685	1 218
7532 pt.	Paint shops	22	7 442	3 586	1 121	137
7538	General automotive repair shops	398	123 234	30 720	7 176	1 637
7538 pt.	General automotive repair shops, except diesel	358	107 644	26 048	6 116	1 430
7538 pt.	Diesel repair shops	40	15 590	4 672	1 060	207
7533, 4, 6, 7, 9	Other automotive repair shops	154	62 879	17 356	4 051	811
7533	Automotive exhaust system repair shops	39	(D)	(D)	(D)	CC
7534	Tire retreading and repair shops	7	(D)	(D)	(D)	BB
7536	Automotive glass replacement shops	32	(D)	(D)	(D)	CC
7537	Automotive transmission repair shops	27	(D)	(D)	(D)	CC
7539	Automotive repair shops, n.e.c.	49	14 373	4 163	998	222
7539 pt.	Radiator repair	14	3 130	897	200	46
7539 pt.	Brake, front end, and wheel alignment	17	(D)	(D)	(D)	CC
7539 pt.	Automotive electrical and fuel system services	14	(D)	(D)	(D)	BB
7539 pt.	Carburetor repair shops	8	(D)	(D)	(D)	BB
7539 pt.	Automotive electrical repair shops	6	1 421	416	95	20
7539 pt.	Other automotive repair shops, n.e.c.	4	(D)	(D)	(D)	AA
754	Automotive services, except repair	170	58 877	17 970	4 416	1 717
7542	Carwashes	84	24 798	9 147	2 249	1 001
7549	Automotive services, except repair and carwashes	86	34 079	8 823	2 167	716
7549 pt.	Lubrication shops	44	15 043	3 679	934	360
7549 pt.	Other automotive services	42	19 036	5 144	1 233	356
7549 pt.	Towing services	19	(D)	(D)	(D)	CC
7549 pt.	Other automotive services, n.e.c.	23	(D)	(D)	(D)	CC

Table 7a. Summary Statistics for Firms Subject to Federal Income Tax for Metropolitan Areas: 1992 — Con.

[Includes only establishments with payroll. For meaning of abbreviations and symbols, see introductory text. For explanation of terms and comparability of 1987 and 1992 censuses, see appendix A. For definitions of CMSA's, MSA's, and PMSA's, see appendix D]

SIC code	Geographic area and kind of business or operation	Establishments (number)	Receipts (\$1,000)	Annual payroll (\$1,000)	First-quarter payroll (\$1,000)	Paid employees for pay period including March 12 (number)
MILWAUKEE—RACINE, WI CMSA — Con.						
76	Miscellaneous repair services -----	494	230 601	75 520	17 521	3 109
762	Electrical repair shops -----	141	75 229	23 946	5 860	1 118
7622	Radio and television repair shops -----	45	(D)	(D)	(D)	CC
7623, 9	Other electrical and electronic repair shops -----	96	(D)	(D)	(D)	FF
7623	Refrigeration and air-conditioning service and repair shops -----	19	(D)	(D)	(D)	BB
7629	Electrical and electronic repair shops, n.e.c. -----	77	56 415	17 797	4 372	820
763	Watch, clock, and jewelry repair -----	12	2 064	829	205	55
764	Reupholstery and furniture repair -----	53	7 401	2 161	464	171
769	Miscellaneous repair and related services -----	288	145 907	48 584	10 992	1 765
7692	Welding repair -----	27	(D)	(D)	(D)	CC
7694	Armature rewinding shops -----	15	(D)	(D)	(D)	CC
7699	Repair shops and related services, n.e.c. -----	246	114 480	37 748	8 691	1 481
7699 pt.	Farm machinery and equipment repair -----	6	(D)	(D)	(D)	AA
7699 pt.	Lawnmower and other small gasoline engine repair -----	18	5 641	1 761	401	81
7699 pt.	Sewer and septic tank cleaning services -----	27	(D)	(D)	(D)	CC
7699 pt.	Other repair and related services, n.e.c. -----	195	93 517	31 141	7 303	1 243
78, 79, 84	Amusement and recreation services, including motion pictures and museums -----	650	389 110	125 274	22 305	7 776
781, 2	Motion picture production, distribution, and services -----	57	(D)	(D)	(D)	EE
7812 pt.	Motion picture production, except for television -----	27	17 623	5 864	1 188	172
7812 pt.	Motion picture and tape production for television -----	13	(D)	(D)	(D)	BB
7819	Services allied to motion picture production -----	9	4 303	933	213	47
7822 pt.	Motion picture film and tape distributors -----	6	(D)	(D)	(D)	BB
7822 pt.	Motion picture film exchanges -----	2	(D)	(D)	(D)	AA
7822 pt.	Video tape wholesalers -----	4	(D)	(D)	(D)	BB
7822 pt.	Film and tape distribution for television -----	2	(D)	(D)	(D)	AA
7829	Services allied to motion picture distribution -----	2	(D)	(D)	(D)	AA
783	Motion picture theaters -----	43	(D)	(D)	(D)	FF
7832	Motion picture theaters, except drive-in -----	39	(D)	(D)	(D)	FF
7833	Drive-in motion picture theaters -----	4	(D)	(D)	(D)	AA
784	Video tape rental -----	110	(D)	(D)	(D)	FF
792	Theatrical producers (except motion picture), bands, orchestras, and entertainers -----	62	(D)	(D)	(D)	FF
7922	Theatrical producers (except motion picture) and miscellaneous theatrical services -----	26	(D)	(D)	(D)	EE
7922 pt.	Producers of live theatrical productions -----	6	(D)	(D)	(D)	CC
7922 pt.	Producers of radio and television shows, except tape producers -----	2	(D)	(D)	(D)	AA
7922 pt.	Artists' and entertainers' managers or agents, concert bureaus, booking agents -----	9	6 767	1 088	235	186
7922 pt.	Other theatrical services -----	9	(D)	(D)	(D)	BB
7929	Bands, orchestras, actors, and other entertainers and entertainment groups -----	36	(D)	(D)	(D)	EE
7929 pt.	Dance groups and artists -----	1	(D)	(D)	(D)	AA
7929 pt.	Symphony orchestras, opera companies, and chamber music organizations -----	—	—	—	—	—
7929 pt.	Other music and entertainment presentations -----	35	(D)	(D)	(D)	CC
7929 pt.	Other music groups and artists -----	19	2 734	738	155	104
7929 pt.	Other entertainers and entertainment groups -----	16	(D)	(D)	(D)	CC
793	Bowling centers -----	95	40 932	11 627	3 274	1 897
79 ex. 792, 3, 84	Commercial sports and other amusement and recreation services, including museums -----	283	217 487	90 090	13 886	3 467
794	Commercial sports -----	19	(D)	(D)	(D)	EE
7941	Professional sports clubs, managers, promoters -----	12	(D)	(D)	(D)	EE
7941 pt.	Baseball clubs -----	1	(D)	(D)	(D)	CC
7941 pt.	Football clubs -----	—	—	—	—	—
7941 pt.	Other professional sports clubs -----	4	(D)	(D)	(D)	CC
7941 pt.	Managers and promoters -----	7	(D)	(D)	(D)	AA
7948	Racing, including track operation -----	7	(D)	(D)	(D)	AA
7948 pt.	Auto racetrack operation -----	4	(D)	(D)	(D)	AA
7948 pt.	Horse racetrack operation -----	—	—	—	—	—
7948 pt.	Dog racetrack operation -----	—	—	—	—	—
7948 pt.	Racing stables and racing, n.e.c. -----	3	(D)	(D)	(D)	AA
79 ex. 792, 3, 4, 84	Other amusement and recreation services, including museums -----	264	(D)	(D)	(D)	HH
791	Dance studios, schools, and halls -----	30	(D)	(D)	(D)	CC
7991	Physical fitness facilities -----	45	27 135	6 903	1 716	920
7991 pt.	Physical fitness centers, except gymnasiums and athletic clubs -----	40	21 999	5 512	1 370	737
7991 pt.	Gymnasiums and athletic clubs -----	5	5 136	1 391	346	183
7992	Public golf courses -----	20	(D)	(D)	(D)	CC
7993	Coin-operated amusement devices -----	29	(D)	(D)	(D)	CC
7996	Amusement parks -----	—	—	—	—	—
7997	Membership sports and recreation clubs -----	26	21 474	5 623	1 042	521
7999, 84	Amusement and recreation services, including museums, n.e.c. -----	114	93 547	12 192	2 877	1 201
7999 pt.	Concession operators of amusement devices and rides -----	7	766	176	34	12
7999 pt.	Carnivals, circuses, and fairs -----	6	1 941	673	107	20
7999 pt.	Carnivals and circuses -----	4	(D)	(D)	(D)	AA
7999 pt.	Fairs -----	2	(D)	(D)	(D)	AA
7999 pt., 84	Other recreation and amusements, including museums -----	101	90 840	11 343	2 736	1 169
84	Museums, art galleries, and botanical and zoological gardens -----	1	(D)	(D)	(D)	AA
841	Museums and art galleries -----	—	—	—	—	—
842	Arboreta and botanical or zoological gardens -----	1	(D)	(D)	(D)	AA
7999 pt.	Roller skating rinks -----	13	(D)	(D)	(D)	CC
7999 pt.	Ice skating rinks -----	2	(D)	(D)	(D)	AA
7999 pt.	Other amusement and recreation services, n.e.c. -----	85	87 423	10 646	2 593	1 049

SERVICE INDUSTRIES—GEOGRAPHIC AREA SERIES

WISCONSIN WI-91

Table 7a. Summary Statistics for Firms Subject to Federal Income Tax for Metropolitan Areas: 1992—Con.

[Includes only establishments with payroll. For meaning of abbreviations and symbols, see introductory text. For explanation of terms and comparability of 1987 and 1992 censuses, see appendix A. For definitions of CMSA's, MSA's, and PMSA's, see appendix D]

SIC code	Geographic area and kind of business or operation	Establishments (number)	Receipts (\$1,000)	Annual payroll (\$1,000)	First-quarter payroll (\$1,000)	Paid employees for pay period including March 12 (number)
MILWAUKEE-RACINE, WI CMSA—Con.						
80	Health services -----	3 030	2 042 602	1 039 279	216 078	34 149
801	Offices and clinics of doctors of medicine -----	1 315	1 050 297	601 972	115 069	10 942
8011 pt.	Offices of doctors of medicine -----	1 282	1 011 576	581 070	111 295	10 509
8011 pt.	General medical clinics -----	33	38 721	20 902	3 774	433
802	Offices and clinics of dentists -----	844	268 301	106 167	23 256	4 759
8021 pt.	Offices of dentists -----	832	(D)	(D)	(D)	HH
8021 pt.	Dental clinics -----	12	(D)	(D)	(D)	EE
803	Offices and clinics of doctors of osteopathy -----	61	(D)	(D)	(D)	EE
8031 pt.	Offices of osteopathic physicians -----	59	23 346	11 344	2 781	334
8031 pt.	Osteopathic clinics -----	2	(D)	(D)	(D)	AA
804	Offices and clinics of other health practitioners -----	495	128 378	49 336	11 337	2 320
8041	Offices and clinics of chiropractors -----	186	40 136	11 918	2 602	590
8042	Offices and clinics of optometrists -----	85	25 392	7 139	1 557	408
8043	Offices and clinics of podiatrists -----	61	13 221	4 934	1 008	206
8049	Offices and clinics of health practitioners, n.e.c. -----	163	49 629	25 345	6 170	1 116
805	Nursing and personal care facilities -----	70	269 537	135 695	33 006	8 771
8051	Skilled nursing care facilities -----	51	(D)	(D)	(D)	II
8052	Intermediate care facilities -----	10	(D)	(D)	(D)	FF
8059	Nursing and personal care facilities, n.e.c. -----	9	(D)	(D)	(D)	EE
806	Hospitals -----	4	(D)	(D)	(D)	EE
8062	General medical and surgical hospitals -----	-	-	-	-	-
8063, 9	Specialty hospitals -----	4	(D)	(D)	(D)	EE
8063	Psychiatric hospitals -----	3	(D)	(D)	(D)	EE
8069	Specialty hospitals, except psychiatric -----	1	(D)	(D)	(D)	AA
807, 8, 9	Other health services -----	241	271 166	124 432	28 114	6 532
807	Medical and dental laboratories -----	92	118 182	47 124	11 126	1 989
8071	Medical laboratories -----	42	101 549	39 288	9 282	1 590
8072	Dental laboratories -----	50	16 633	7 836	1 844	399
808	Home health care services -----	37	(D)	(D)	(D)	HH
809	Miscellaneous health and allied services, n.e.c. -----	112	(D)	(D)	(D)	GG
8092	Kidney dialysis centers -----	2	(D)	(D)	(D)	AA
8093	Specialty outpatient facilities, n.e.c. -----	64	(D)	(D)	(D)	FF
8099	Health and allied services, n.e.c. -----	46	(D)	(D)	(D)	FF
81	Legal services -----	881	622 876	279 964	54 024	6 694
823, 4, 9	Selected educational services -----	100	24 497	9 014	1 628	505
823	Libraries -----	-	-	-	-	-
824	Vocational schools -----	29	(D)	(D)	(D)	CC
8243	Data processing schools -----	10	(D)	(D)	(D)	BB
8244	Business and secretarial schools -----	2	(D)	(D)	(D)	AA
8249	Vocational schools, n.e.c. -----	17	(D)	(D)	(D)	CC
829	Schools and educational services, n.e.c. -----	71	(D)	(D)	(D)	EE
83	Social services -----	452	122 602	54 260	12 248	4 642
835	Child day care services -----	201	39 182	17 675	3 973	1 989
832, 3, 6, 9	Other social services -----	251	83 420	36 585	8 275	2 653
832	Individual and family social services -----	59	(D)	(D)	(D)	EE
833	Job training and vocational rehabilitation services -----	16	6 352	2 548	590	93
836	Residential care -----	161	(D)	(D)	(D)	GG
839	Social services, n.e.c. -----	15	(D)	(D)	(D)	CC
87 ex. 8733	Engineering, accounting, research, management, and related services (except noncommercial research organizations) -----	1 491	939 048	370 801	85 239	12 063
871	Engineering, architectural, and surveying services -----	447	(D)	(D)	(D)	HH
8711	Engineering services -----	312	360 639	125 341	28 913	3 221
8712	Architectural services -----	106	(D)	(D)	(D)	FF
8713	Surveying services -----	29	(D)	(D)	(D)	CC
872	Accounting, auditing, and bookkeeping services -----	482	246 514	106 746	25 284	3 815
873 ex. 8733	Research, development, and testing services (except noncommercial research organizations) -----	61	(D)	(D)	(D)	FF
8731	Commercial physical and biological research -----	9	(D)	(D)	(D)	BB
8731 pt.	Commercial physical research -----	7	(D)	(D)	(D)	AA
8731 pt.	Commercial medical and biological research -----	2	(D)	(D)	(D)	BB
8732	Commercial economic, sociological, and educational research -----	29	(D)	(D)	(D)	FF
8734	Testing laboratories -----	23	(D)	(D)	(D)	EE
874	Management and public relations services -----	501	230 534	94 472	21 389	3 215
8741	Management services -----	114	(D)	(D)	(D)	GG
8742	Management consulting services -----	270	116 639	45 320	10 101	1 252
8743	Public relations services -----	42	(D)	(D)	(D)	EE
8744	Facilities support management services -----	2	(D)	(D)	(D)	AA
8748	Business consulting services, n.e.c. -----	73	(D)	(D)	(D)	EE
89	Services, n.e.c. -----	68	45 666	19 479	3 535	464
8999 pt.	Scientific and related consulting services, except environmental -----	9	(D)	(D)	(D)	CC
8999 pt.	Other services -----	59	(D)	(D)	(D)	EE
8999 pt.	Environmental consulting -----	20	(D)	(D)	(D)	CC
8999 pt.	Authors, composers, and other arts-related services -----	14	1 113	704	99	31
8999 pt.	Other services, n.e.c. -----	25	(D)	(D)	(D)	CC

Table 7a. Summary Statistics for Firms Subject to Federal Income Tax for Metropolitan Areas: 1992 — Con.

[Includes only establishments with payroll. For meaning of abbreviations and symbols, see introductory text. For explanation of terms and comparability of 1987 and 1992 censuses, see appendix A. For definitions of CMSA's, MSA's, and PMSA's, see appendix D]

SIC code	Geographic area and kind of business or operation	Establishments (number)	Receipts (\$1,000)	Annual payroll (\$1,000)	First-quarter payroll (\$1,000)	Paid employees for pay period including March 12 (number)
	MILWAUKEE-RACINE, WI CMSA — Con.					
	Milwaukee-Waukesha, WI PMSA					
	Total	11 067	6 893 188	2 839 564	616 551	127 696
70 ex. 704	Hotels, rooming houses, camps, and other lodging places (except membership lodging)	119	183 615	49 405	11 791	5 127
7011	Hotels and motels	104	180 449	48 682	11 643	5 060
7011 pt.	Hotels	35	122 656	34 702	8 469	3 329
7011 pt.	Hotels, 25 guestrooms or more	30	122 195	34 579	8 446	3 310
7011 pt.	Hotels, less than 25 guestrooms	5	461	123	23	19
7011 pt.	Motels, motor hotels, and tourist courts	69	57 793	13 980	3 174	1 731
7011 pt.	Motels, tourist courts	50	26 131	5 686	1 307	716
7011 pt.	Motor hotels	19	31 662	8 294	1 867	1 015
702, 3	Other lodging places	15	3 166	723	148	67
702	Rooming and boarding houses	8	2 039	439	105	56
703	Camps and recreational vehicle parks	7	1 127	284	43	11
7032	Sporting and recreational camps	4	(D)	(D)	(D)	AA
7033	Recreational vehicle parks and campsites	3	(D)	(D)	(D)	AA
72	Personal services	1 322	314 579	114 755	27 925	9 725
721	Laundry, cleaning, and garment services	261	113 326	40 465	9 648	2 819
7211	Power laundries, family and commercial*	11	6 397	2 591	649	266
7213	Linen supply*	4	(D)	(D)	(D)	EE
7215	Coin-operated laundries and drycleaning	62	14 322	2 953	680	235
7215 pt.	Coin-operated laundries and drycleaning stores	58	(D)	(D)	(D)	CC
7215 pt.	Coin-operated laundry routes	4	(D)	(D)	(D)	AA
7216	Drycleaning plants, except rug cleaning*	92	28 448	11 895	2 471	1 030
7217	Carpet and upholstery cleaning	48	11 250	3 236	755	253
7218	Industrial laundries*	9	34 630	13 531	3 579	632
7212, 9	Other laundry, cleaning, and garment services*	35	(D)	(D)	(D)	CC
7212	Garment pressing, and agents for laundries and drycleaners	11	794	181	44	26
7219	Laundry and garment services, n.e.c.*	24	(D)	(D)	(D)	CC
722	Photographic studios, portrait	83	23 203	6 686	1 484	440
723, 4	Beauty and barber shops	730	89 103	41 633	9 852	3 983
723	Beauty shops	680	85 643	40 175	9 495	3 846
724	Barber shops	50	3 460	1 458	357	137
725	Shoe repair shops and shoeshine parlors	12	868	171	43	20
726	Funeral service and crematories	94	48 597	14 167	3 602	475
729	Miscellaneous personal services	142	39 482	11 633	3 296	1 988
7291	Tax return preparation services	43	6 652	3 330	1 378	966
7299	Miscellaneous personal services, n.e.c.	99	32 830	8 303	1 918	1 022
7299 pt.	Massage parlors, tanning salons, and saunas	23	1 141	281	63	61
7299 pt.	Other personal services	76	31 689	8 022	1 855	961
7299 pt.	Diet and weight reducing services	31	21 906	5 675	1 303	713
7299 pt.	Formal wear rental	15	4 321	863	206	110
7299 pt.	Other personal services, n.e.c.	30	5 462	1 484	346	138
73	Business services	2 111	1 827 119	742 612	169 150	43 048
731	Advertising	169	125 943	58 146	13 047	1 804
7311	Advertising agencies	140	105 872	52 606	11 852	1 382
7312	Outdoor advertising services	5	(D)	(D)	(D)	BB
7313	Radio, television, publishers' advertising representatives	14	6 280	1 901	336	89
7313 pt.	Radio, television advertising representatives	6	3 406	1 278	215	45
7313 pt.	Publishers' advertising representatives	8	2 874	623	121	44
7319	Advertising, n.e.c.	10	(D)	(D)	(D)	EE
732	Consumer credit reporting agencies, mercantile reporting agencies, and adjustment and collection agencies	44	35 583	11 724	2 648	588
7322	Adjustment and collection services	34	19 815	9 051	1 923	477
7323	Credit reporting services	10	15 768	2 673	725	111
733	Mailing, reproduction, commercial art and photography, and stenographic services	248	184 447	48 646	11 187	1 973
7331 pt.	Direct mail advertising services	26	98 162	18 078	4 096	745
7331 pt.	Mailing list compilers, brokers, and managers	8	(D)	(D)	(D)	CC
7331 pt.	Direct mail advertising services, except mailing list services	18	(D)	(D)	(D)	FF
7334	Photocopying and duplicating services	20	20 274	5 614	1 392	273
7334 pt.	Blueprinting and photocopying services	20	20 274	5 614	1 392	273
7334 pt.	Duplicating services, except printing and photocopying	—	—	—	—	—
7335, 6	Commercial photography, art, and graphics	152	52 669	19 024	4 331	670
7335	Commercial photography	39	9 278	2 954	690	131
7336	Commercial art and graphic design	113	43 391	16 070	3 641	539
7336 pt.	Commercial art	33	7 808	2 564	601	120
7336 pt.	Graphic arts and related design	80	35 583	13 506	3 040	419
7338	Secretarial and court reporting services	50	13 342	5 930	1 368	285
734	Services to dwellings and other buildings	456	109 045	56 478	12 705	6 920
7342	Disinfecting and pest control services	26	10 410	4 509	980	202
7349	Building cleaning and maintenance services, n.e.c.	430	98 635	51 969	11 725	6 718
735	Miscellaneous equipment rental and leasing	100	97 318	19 896	4 258	855
7352	Medical equipment rental and leasing	10	(D)	(D)	(D)	BB
7353	Heavy construction equipment rental and leasing	9	(D)	(D)	(D)	BB
7353 pt.	Rental and leasing of heavy construction equipment without operators	4	(D)	(D)	(D)	BB
7353 pt.	Rental and leasing of heavy construction equipment with operators	5	(D)	(D)	(D)	AA
7359	Equipment rental and leasing, n.e.c.	81	67 595	14 426	3 139	689
7359 pt.	Equipment rental	74	(D)	(D)	(D)	FF
7359 pt.	Rent-to-own	19	(D)	(D)	(D)	CC
7359 pt.	Equipment rental, except rent-to-own	55	35 192	9 049	1 903	488
7359 pt.	Equipment leasing, except finance leasing	7	(D)	(D)	(D)	BB

Table 7a. Summary Statistics for Firms Subject to Federal Income Tax for Metropolitan Areas: 1992 — Con.

[Includes only establishments with payroll. For meaning of abbreviations and symbols, see introductory text. For explanation of terms and comparability of 1987 and 1992 censuses, see appendix A. For definitions of CMSA's, MSA's, and PMSA's, see appendix D]

SIC code	Geographic area and kind of business or operation	Establishments (number)	Receipts (\$1,000)	Annual payroll (\$1,000)	First-quarter payroll (\$1,000)	Paid employees for pay period including March 12 (number)
MILWAUKEE-RACINE, WI CMSA — Con.						
Milwaukee-Waukesha, WI PMSA — Con.						
73	Business services—Con.					
736	Personnel supply services	265	379 669	222 210	47 575	16 635
7361	Employment agencies	100	45 878	24 473	4 696	999
7363	Help supply services	165	333 791	197 737	42 879	15 636
7363 pt.	Temporary help supply	138	306 584	179 411	38 806	14 536
7363 pt.	Help supply, except temporary	27	27 207	18 326	4 073	1 100
7363 pt.	Employee leasing	17	18 647	13 018	3 065	794
7363 pt.	Other help supply services	10	8 560	5 308	1 008	306
737	Computer programming, data processing, and other computer related services	388	547 622	198 730	48 233	5 497
7371, 2, 3	Computer programming, prepackaged software, and integrated systems	260	227 513	93 177	20 730	2 135
7371	Computer programming services	163	92 291	50 817	11 593	1 248
7372	Prepackaged software	53	58 599	18 101	3 522	434
7373	Computer integrated systems	44	76 623	24 259	5 615	453
7374, 5, 6	Data processing services	56	239 718	82 608	21 448	2 550
7374, 5	Computer processing, information retrieval	54	(D)	(D)	(D)	GG
7374	Computer processing and data preparation and processing services	49	204 709	71 104	17 859	2 184
7375	Information retrieval services	5	(D)	(D)	(D)	CC
7376	Computer facilities management services	2	(D)	(D)	(D)	CC
7377, 8, 9	Computer rental and leasing, maintenance, and related services, n.e.c.	72	80 391	22 945	6 055	812
7377	Computer rental and leasing	6	1 501	314	79	14
7378	Computer maintenance and repair	26	56 087	13 652	3 751	440
7379	Computer related services, n.e.c.	40	22 803	8 979	2 225	358
7379 pt.	Computer consultants	27	17 025	8 087	2 080	318
7379 pt.	Miscellaneous computer services, n.e.c.	13	5 778	892	145	40
738	Miscellaneous business services	441	347 492	126 782	29 497	8 776
7381, 2	Detective agencies and protective services	79	73 234	41 022	9 818	3 601
7381	Detective, guard, and armored car services	61	46 146	32 275	7 585	3 280
7381 pt.	Detective agencies and guard services	57	42 090	29 955	7 023	3 125
7381 pt.	Armored car services	4	4 056	2 320	562	155
7382	Security systems services	18	27 088	8 747	2 233	321
7383	News syndicates	4	(D)	(D)	(D)	BB
7384	Photofinishing laboratories*	36	48 303	11 752	2 760	766
7384 pt.	Photofinishing laboratories, except "one-hour" (mini) labs*	29	46 911	11 448	2 689	725
7384 pt.	One-hour (mini) photofinishing*	7	1 392	304	71	41
7389	Business services, n.e.c.	322	(D)	(D)	(D)	HH
7389 pt.	Sign painting shops	18	(D)	(D)	(D)	BB
7389 pt.	Interior designing	35	12 427	1 658	391	108
7389 pt.	Telephone answering services	9	4 563	2 042	483	166
7389 pt.	Other business services	260	(D)	(D)	(D)	HH
7389 pt.	Water softening and conditioning services	12	17 136	4 922	1 080	170
7389 pt.	Packaging and labeling services	17	18 414	5 611	1 292	303
7389 pt.	Trading stamp services	1	(D)	(D)	(D)	AA
7389 pt.	Miscellaneous business services	230	162 903	57 546	13 173	3 573
7389 pt.	Convention and trade show services	15	10 566	4 652	1 106	345
7389 pt.	Private mail centers	10	8 771	1 983	442	164
7389 pt.	Miscellaneous business services, n.e.c.	205	143 566	50 911	11 625	3 064
75	Automotive repair, services, and parking	988	475 423	104 276	25 282	5 820
751	Automotive rental and leasing, without drivers	76	162 529	17 996	4 259	813
7513	Truck rental and leasing, without drivers	27	(D)	(D)	(D)	EE
7513 pt.	Truck rental, without drivers	11	(D)	(D)	(D)	CC
7513 pt.	Truck leasing, except finance leasing	16	35 406	5 025	1 225	187
7514, 5	Passenger car rental and leasing	43	98 134	9 628	2 257	457
7514	Passenger car rental	21	41 679	6 400	1 389	327
7515	Passenger car leasing	22	56 455	3 228	868	130
7519	Utility trailer and recreational vehicle rental	6	(D)	(D)	(D)	AA
752	Automobile parking	73	21 461	3 332	863	295
7521 pt.	Parking lots	55	10 643	1 595	411	147
7521 pt.	Parking structures	18	10 818	1 737	452	148
753	Automotive repair shops	695	241 175	67 825	16 482	3 298
7532	Top, body, and upholstery repair shops and paint shops	204	71 174	23 672	6 133	1 061
7532 pt.	Top and body repair shops	182	63 732	20 086	5 012	924
7532 pt.	Paint shops	22	7 442	3 586	1 121	137
7538	General automotive repair shops	353	112 710	28 381	6 645	1 505
7538 pt.	General automotive repair shops, except diesel	319	98 819	24 148	5 691	1 317
7538 pt.	Diesel repair shops	34	13 891	4 233	954	188
7533, 4, 6, 7, 9	Other automotive repair shops	138	57 291	15 772	3 704	732
7533	Automotive exhaust system repair shops	35	20 656	4 922	1 074	211
7534	Tire retreading and repair shops	6	4 401	1 185	263	58
7536	Automotive glass replacement shops	27	9 260	2 609	629	128
7537	Automotive transmission repair shops	26	10 282	3 434	854	140
7539	Automotive repair shops, n.e.c.	44	12 692	3 622	884	195
7539 pt.	Radiator repair	13	(D)	(D)	(D)	BB
7539 pt.	Brake, front end, and wheel alignment	15	6 488	1 702	450	94
7539 pt.	Automotive electrical and fuel system services	13	3 272	1 037	241	53
7539 pt.	Carburetor repair shops	7	1 851	621	146	33
7539 pt.	Automotive electrical repair shops	6	1 421	416	95	20
7539 pt.	Other automotive repair shops, n.e.c.	3	(D)	(D)	(D)	AA
754	Automotive services, except repair	144	50 258	15 123	3 678	1 414
7542	Carwashes	68	18 601	6 975	1 680	756
7549	Automotive services, except repair and carwashes	76	31 657	8 148	1 998	658
7549 pt.	Lubrication shops	40	14 108	3 466	886	334
7549 pt.	Other automotive services	36	17 549	4 682	1 112	324
7549 pt.	Towing services	16	5 565	1 762	411	136
7549 pt.	Other automotive services, n.e.c.	20	11 984	2 920	701	188

Table 7a. Summary Statistics for Firms Subject to Federal Income Tax for Metropolitan Areas: 1992—Con.

[Includes only establishments with payroll. For meaning of abbreviations and symbols, see introductory text. For explanation of terms and comparability of 1987 and 1992 censuses, see appendix A. For definitions of CMSA's, MSA's, and PMSA's, see appendix D.]

SIC code	Geographic area and kind of business or operation	Establishments (number)	Receipts (\$1,000)	Annual payroll (\$1,000)	First-quarter payroll (\$1,000)	Paid employees for pay period including March 12 (number)
	MILWAUKEE-RACINE, WI CMSA—Con.					
	Milwaukee-Waukesha, WI PMSA—Con.					
76	Miscellaneous repair services	443	213 088	69 997	16 151	2 843
762	Electrical repair shops	130	70 052	21 981	5 357	1 015
7622	Radio and television repair shops	43	12 221	4 273	1 049	228
7623, 9	Other electrical and electronic repair shops	87	57 831	17 708	4 308	787
7623	Refrigeration and air-conditioning service and repair shops	16	4 250	1 081	258	39
7629	Electrical and electronic repair shops, n.e.c.	71	53 581	16 627	4 050	748
763	Watch, clock, and jewelry repair	12	2 064	829	205	55
764	Reupholstery and furniture repair	47	7 051	2 111	452	164
769	Miscellaneous repair and related services	254	133 921	45 076	10 137	1 609
7692	Welding repair	22	14 676	6 145	1 102	88
7694	Armature rewinding shops	12	10 923	3 116	810	129
7699	Repair shops and related services, n.e.c.	220	108 322	35 815	8 225	1 392
7699 pt.	Farm machinery and equipment repair	4	621	58	10	3
7699 pt.	Lawnmower and other small gasoline engine repair	18	5 641	1 761	401	81
7699 pt.	Sewer and septic tank cleaning services	24	13 729	4 558	929	140
7699 pt.	Other repair and related services, n.e.c.	174	88 331	29 438	6 885	1 168
78, 79, 84	Amusement and recreation services, including motion pictures and museums	584	368 282	120 517	21 436	7 254
781, 2	Motion picture production, distribution, and services	55	44 671	9 150	1 903	312
7812 pt.	Motion picture production, except for television	27	17 623	5 864	1 188	172
7812 pt.	Motion picture and tape production for television	11	3 555	995	190	31
7819	Services allied to motion picture production	9	4 303	933	213	47
7822 pt.	Motion picture film and tape distributors	6	(D)	(D)	(D)	BB
7822 pt.	Motion picture film exchanges	2	(D)	(D)	(D)	AA
7822 pt.	Video tape wholesalers	4	(D)	(D)	(D)	BB
7822 pt.	Film and tape distribution for television	2	(D)	(D)	(D)	—
7829	Services allied to motion picture distribution	3	(D)	(D)	(D)	AA
783	Motion picture theaters	28	35 518	3 906	930	688
7832	Motion picture theaters, except drive-in	35	(D)	(D)	(D)	FF
7833	Drive-in motion picture theaters	3	(D)	(D)	(D)	AA
784	Video tape rental	96	28 223	4 960	1 202	645
792	Theatrical producers (except motion picture), bands, orchestras, and entertainers	60	15 945	4 602	909	626
7922	Theatrical producers (except motion picture) and miscellaneous theatrical services	25	(D)	(D)	(D)	EE
7922 pt.	Producers of live theatrical productions	5	1 258	479	99	85
7922 pt.	Producers of radio and television shows, except tape producers	2	(D)	(D)	(D)	AA
7922 pt.	Artists' and entertainers' managers or agents, concert bureaus, booking agents	9	6 767	1 088	235	186
7922 pt.	Other theatrical services	9	(D)	(D)	(D)	BB
7929	Bands, orchestras, actors, and other entertainers and entertainment groups	35	(D)	(D)	(D)	EE
7929 pt.	Dance groups and artists	1	(D)	(D)	(D)	AA
7929 pt.	Symphony orchestras, opera companies, and chamber music organizations	—	—	—	—	—
7929 pt.	Other music and entertainment presentations	34	(D)	(D)	(D)	CC
7929 pt.	Other music groups and artists	19	2 734	738	155	104
7929 pt.	Other entertainers and entertainment groups	15	(D)	(D)	(D)	CC
793	Bowling centers	85	36 646	10 539	2 991	1 730
79 ex. 792, 3, 84	Commercial sports and other amusement and recreation services, including museums	250	207 279	87 360	13 501	3 253
794	Commercial sports	17	48 201	59 065	7 155	412
7941	Professional sports clubs, managers, promoters	11	(D)	(D)	(D)	EE
7941 pt.	Baseball clubs	1	(D)	(D)	(D)	CC
7941 pt.	Football clubs	—	—	—	—	—
7941 pt.	Other professional sports clubs	4	(D)	(D)	(D)	CC
7941 pt.	Managers and promoters	6	(D)	(D)	(D)	AA
7948	Racing, including track operation	6	(D)	(D)	(D)	AA
7948 pt.	Auto racetrack operation	3	(D)	(D)	(D)	AA
7948 pt.	Horse racetrack operation	—	—	—	—	—
7948 pt.	Dog racetrack operation	—	—	—	—	—
7948 pt.	Racing stables and racing, n.e.c.	3	(D)	(D)	(D)	AA
79 ex. 792, 3, 4, 84	Other amusement and recreation services, including museums	233	159 078	28 295	6 346	2 841
791	Dance studios, schools, and halls	29	3 940	1 087	263	143
7991	Physical fitness facilities	41	26 841	6 724	1 678	882
7991 pt.	Physical fitness centers, except gymnasiums and athletic clubs	36	21 705	5 333	1 332	699
7991 pt.	Gymnasiums and athletic clubs	5	5 136	1 391	346	183
7992	Public golf courses	17	7 929	2 216	202	80
7993	Coin-operated amusement devices	25	11 120	2 323	557	155
7996	Amusement parks	—	—	—	—	—
7997	Membership sports and recreation clubs	19	17 134	4 133	826	413
7999, 84	Amusement and recreation services, including museums, n.e.c.	102	92 114	11 812	2 820	1 168
7999 pt.	Concession operators of amusement devices and rides	5	(D)	(D)	(D)	AA
7999 pt.	Carnivals, circuses, and fairs	6	1 941	673	107	20
7999 pt.	Carnivals and circuses	4	(D)	(D)	(D)	AA
7999 pt.	Fairs	2	(D)	(D)	(D)	AA
7999 pt., 84	Other recreation and amusements, including museums	91	(D)	(D)	(D)	GG
84	Museums, art galleries, and botanical and zoological gardens	1	(D)	(D)	(D)	AA
841	Museums and art galleries	—	—	—	—	—
842	Arboreta and botanical or zoological gardens	1	(D)	(D)	(D)	AA
7999 pt.	Roller skating rinks	12	2 272	544	119	110
7999 pt.	Ice skating rinks	2	(D)	(D)	(D)	AA
7999 pt.	Other amusement and recreation services, n.e.c.	76	(D)	(D)	(D)	GG

SERVICE INDUSTRIES—GEOGRAPHIC AREA SERIES

WISCONSIN WI-95

Table 7a. Summary Statistics for Firms Subject to Federal Income Tax for Metropolitan Areas: 1992—Con.

[Includes only establishments with payroll. For meaning of abbreviations and symbols, see introductory text. For explanation of terms and comparability of 1987 and 1992 censuses, see appendix A. For definitions of CMSA's, MSA's, and PMSA's, see appendix D]

SIC code	Geographic area and kind of business or operation	Establishments (number)	Receipts (\$1,000)	Annual payroll (\$1,000)	First-quarter payroll (\$1,000)	Paid employees for pay period including March 12 (number)
MILWAUKEE—RACINE, WI CMSA—Con.						
Milwaukee—Waukesha, WI PMSA—Con.						
80	Health services	2 770	1 852 702	947 308	196 875	31 445
801	Offices and clinics of doctors of medicine	1 198	929 875	543 471	103 355	9 804
8011 pt.	Offices of doctors of medicine	1 165	891 154	522 569	99 581	9 371
8011 pt.	General medical clinics	33	38 721	20 902	3 774	433
802	Offices and clinics of dentists	766	240 504	93 278	20 636	4 283
8021 pt.	Offices of dentists	755	(D)	(D)	(D)	HH
8021 pt.	Dental clinics	11	(D)	(D)	(D)	EE
803	Offices and clinics of doctors of osteopathy	59	23 453	11 483	2 801	334
8031 pt.	Offices of osteopathic physicians	57	(D)	(D)	(D)	EE
8031 pt.	Osteopathic clinics	2	(D)	(D)	(D)	AA
804	Offices and clinics of other health practitioners	453	105 777	38 076	8 527	1 835
8041	Offices and clinics of chiropractors	168	35 060	10 258	2 242	519
8042	Offices and clinics of optometrists	81	23 677	6 410	1 395	375
8043	Offices and clinics of podiatrists	55	12 186	4 592	936	183
8049	Offices and clinics of health practitioners, n.e.c.	149	34 854	16 816	3 954	758
805	Nursing and personal care facilities	67	262 578	132 303	32 225	8 544
8051	Skilled nursing care facilities	49	237 270	119 678	29 041	7 658
8052	Intermediate care facilities	9	(D)	(D)	(D)	FF
8059	Nursing and personal care facilities, n.e.c.	9	(D)	(D)	(D)	EE
806	Hospitals	4	(D)	(D)	(D)	EE
8062	General medical and surgical hospitals	—	—	—	—	—
8063, 9	Specialty hospitals	4	(D)	(D)	(D)	EE
8063	Psychiatric hospitals	3	(D)	(D)	(D)	EE
8069	Specialty hospitals, except psychiatric	1	(D)	(D)	(D)	AA
807, 8, 9	Other health services	223	(D)	(D)	(D)	II
807	Medical and dental laboratories	83	110 970	44 135	10 553	1 872
8071	Medical laboratories	37	94 775	36 401	8 733	1 478
8072	Dental laboratories	46	16 195	7 734	1 820	394
808	Home health care services	34	66 202	36 724	8 614	2 569
809	Miscellaneous health and allied services, n.e.c.	106	(D)	(D)	(D)	GG
8092	Kidney dialysis centers	2	(D)	(D)	(D)	AA
8093	Specialty outpatient facilities, n.e.c.	60	54 538	27 999	5 710	965
8099	Health and allied services, n.e.c.	44	(D)	(D)	(D)	FF
81	Legal services	797	596 554	265 898	51 720	6 302
823, 4, 9	Selected educational services	93	21 692	7 877	1 299	442
823	Libraries	—	—	—	—	—
824	Vocational schools	27	5 617	2 080	416	130
8243	Data processing schools	9	2 495	1 139	232	38
8244	Business and secretarial schools	2	(D)	(D)	(D)	AA
8249	Vocational schools, n.e.c.	16	(D)	(D)	(D)	BB
829	Schools and educational services, n.e.c.	66	16 075	5 797	883	312
83	Social services	402	111 547	49 304	10 942	4 206
835	Child day care services	182	37 046	16 501	3 620	1 811
832, 3, 6, 9	Other social services	220	74 501	32 803	7 322	2 395
832	Individual and family social services	56	17 095	8 594	1 814	458
833	Job training and vocational rehabilitation services	16	6 352	2 548	590	93
836	Residential care	136	46 257	19 601	4 412	1 641
839	Social services, n.e.c.	12	4 797	2 060	506	203
87 ex. 8733	Engineering, accounting, research, management, and related services (except noncommercial research organizations)	1 375	886 321	349 309	80 724	11 106
871	Engineering, architectural, and surveying services	418	416 922	151 186	34 815	4 000
8711	Engineering services	293	352 602	122 343	28 306	3 102
8712	Architectural services	99	55 735	23 849	5 555	727
8713	Surveying services	26	8 585	4 994	954	171
872	Accounting, auditing, and bookkeeping services	440	233 893	101 700	24 030	3 567
873 ex. 8733	Research, development, and testing services (except noncommercial research organizations)	57	30 524	12 757	2 572	757
8731	Commercial physical and biological research	8	(D)	(D)	(D)	AA
8731 pt.	Commercial physical research	7	(D)	(D)	(D)	AA
8731 pt.	Commercial medical and biological research	1	(D)	(D)	(D)	AA
8732	Commercial economic, sociological, and educational research	27	(D)	(D)	(D)	EE
8734	Testing laboratories	22	(D)	(D)	(D)	EE
874	Management and public relations services	460	204 982	83 666	19 307	2 782
8741	Management services	106	60 570	27 065	6 526	1 040
8742	Management consulting services	245	103 421	40 520	9 073	1 085
8743	Public relations services	40	(D)	(D)	(D)	CC
8744	Facilities support management services	2	(D)	(D)	(D)	AA
8748	Business consulting services, n.e.c.	67	20 748	8 214	1 799	404
89	Services, n.e.c.	63	42 266	18 306	3 256	378
8999 pt.	Scientific and related consulting services, except environmental	8	14 280	9 195	1 611	98
8999 pt.	Other services	55	27 986	9 111	1 645	280
8999 pt.	Environmental consulting	19	23 438	6 839	1 348	189
8999 pt.	Authors, composers, and other arts-related services	14	1 113	704	99	31
8999 pt.	Other services, n.e.c.	22	3 435	1 568	198	60

Table 7a. Summary Statistics for Firms Subject to Federal Income Tax for Metropolitan Areas: 1992—Con.

[Includes only establishments with payroll. For meaning of abbreviations and symbols, see introductory text. For explanation of terms and comparability of 1987 and 1992 censuses, see appendix A. For definitions of CMSA's, MSA's, and PMSA's, see appendix D]

SIC code	Geographic area and kind of business or operation	Establishments (number)	Receipts (\$1,000)	Annual payroll (\$1,000)	First-quarter payroll (\$1,000)	Paid employees for pay period including March 12 (number)
MILWAUKEE-RACINE, WI CMSA—Con.						
Racine, WI PMSA						
	Total	1 082	502 225	214 536	46 016	11 389
70 ex. 704	Hotels, rooming houses, camps, and other lodging places (except membership lodging)	13	6 114	1 401	319	209
7011	Hotels and motels	9	4 795	1 107	272	181
7011 pt.	Hotels	2	(D)	(D)	(D)	BB
7011 pt.	Motels, motor hotels, and tourist courts	7	(D)	(D)	(D)	CC
702, 3	Other lodging places	4	1 319	294	47	28
72	Personal services	157	25 955	9 705	2 381	993
721	Laundry, cleaning, and garment services	30	4 586	1 641	378	176
7211	Power laundries, family and commercial*	1	(D)	(D)	(D)	AA
7213	Linen supply*	—	—	—	—	—
7215	Coin-operated laundries and drycleaning	5	691	156	37	29
7216	Drycleaning plants, except rug cleaning*	14	2 308	925	219	87
7217	Carpet and upholstery cleaning	8	1 342	469	100	42
7218	Industrial launderers*	—	—	—	—	—
7212, 9	Other laundry, cleaning, and garment services*	2	(D)	(D)	(D)	AA
722	Photographic studios, portrait	8	2 190	816	168	59
723, 4	Beauty and barber shops	87	10 059	4 529	1 112	455
723	Beauty shops	76	9 245	4 265	1 050	432
724	Barber shops	11	814	264	62	23
725	Shoe repair shops and shoeshine parlors	—	—	—	—	—
726	Funeral service and crematories	13	5 820	1 548	302	53
729	Miscellaneous personal services	19	3 300	1 171	421	250
73	Business services	151	92 385	43 294	9 712	3 931
731	Advertising	6	2 650	1 201	220	43
732	Consumer credit reporting agencies, mercantile reporting agencies, and adjustment and collection agencies	4	(D)	(D)	(D)	BB
733	Mailing, reproduction, commercial art and photography, and stenographic services	16	6 957	3 055	724	116
734	Services to dwellings and other buildings	40	11 374	5 189	1 184	615
735	Miscellaneous equipment rental and leasing	10	(D)	(D)	(D)	BB
736	Personnel supply services	17	24 070	17 391	3 962	2 098
737	Computer programming, data processing, and other computer related services	20	5 166	2 141	432	85
7371, 2, 3	Computer programming, prepackaged software, and integrated systems	12	3 885	1 824	348	68
7374, 5, 6	Data processing services	3	240	155	38	5
7377, 8, 9	Computer rental and leasing, maintenance, and related services, n.e.c.	5	1 041	162	46	12
738	Miscellaneous business services	38	36 877	12 580	2 751	866
75	Automotive repair, services, and parking	122	53 221	15 061	3 429	830
751	Automotive rental and leasing, without drivers	5	3 705	593	140	22
752	Automobile parking	—	—	—	—	—
753	Automotive repair shops	91	40 897	11 621	2 551	505
7532	Top, body, and upholstery repair shops and paint shops	30	24 785	7 698	1 673	294
7538	General automotive repair shops	45	10 524	2 339	531	132
7533, 4, 6, 7, 9	Other automotive repair shops	16	5 588	1 584	347	79
754	Automotive services, except repair	26	8 619	2 847	738	303
76	Miscellaneous repair services	51	17 513	5 523	1 370	266
762	Electrical repair shops	11	5 177	1 965	503	103
7622	Radio and television repair shops	2	(D)	(D)	(D)	AA
7623, 9	Other electrical and electronic repair shops	9	(D)	(D)	(D)	BB
763	Watch, clock, and jewelry repair	—	—	—	—	—
764	Reupholstery and furniture repair	6	350	50	12	7
769	Miscellaneous repair and related services	34	11 986	3 508	855	156
78, 79, 84	Amusement and recreation services, including motion pictures and museums	66	20 828	4 757	869	522
781, 2	Motion picture production, distribution, and services	2	(D)	(D)	(D)	AA
783	Motion picture theaters	5	(D)	(D)	(D)	BB
784	Video tape rental	14	(D)	(D)	(D)	BB
792	Theatrical producers (except motion picture), bands, orchestras, and entertainers	2	(D)	(D)	(D)	BB
793	Bowling centers	10	4 286	1 088	283	167
79 ex. 792, 3, 84	Commercial sports and other amusement and recreation services, including museums	33	10 208	2 730	385	214
80	Health services	260	189 900	91 971	19 203	2 704
801	Offices and clinics of doctors of medicine	117	120 422	58 501	11 714	1 138
802	Offices and clinics of dentists	78	27 797	12 889	2 620	476
803	Offices and clinics of doctors of osteopathy	2	(D)	(D)	(D)	AA
804	Offices and clinics of other health practitioners	42	22 601	11 260	2 810	485
805	Nursing and personal care facilities	3	6 959	3 392	781	227
806	Hospitals	—	—	—	—	—
807, 8, 9	Other health services	18	(D)	(D)	(D)	EE
81	Legal services	84	26 322	14 066	2 304	392

Table 7a. Summary Statistics for Firms Subject to Federal Income Tax for Metropolitan Areas: 1992 — Con.

[Includes only establishments with payroll. For meaning of abbreviations and symbols, see introductory text. For explanation of terms and comparability of 1987 and 1992 censuses, see appendix A. For definitions of CMSA's, MSA's, and PMSA's, see appendix D]

SIC code	Geographic area and kind of business or operation	Establishments (number)	Receipts (\$1,000)	Annual payroll (\$1,000)	First-quarter payroll (\$1,000)	Paid employees for pay period including March 12 (number)
MILWAUKEE-RACINE, WI CMSA — Con.						
Racine, WI PMSA — Con.						
823, 4, 9	Selected educational services	7	2 805	1 137	329	63
83	Social services	50	11 055	4 956	1 306	436
835	Child day care services	19	2 136	1 174	353	178
832, 3, 6, 9	Other social services	31	8 919	3 782	953	258
87 ex. 8733	Engineering, accounting, research, management, and related services (except noncommercial research organizations)	116	52 727	21 492	4 515	957
871	Engineering, architectural, and surveying services	29	(D)	(D)	(D)	CC
872	Accounting, auditing, and bookkeeping services	42	12 621	5 046	1 254	248
873 ex. 8733	Research, development, and testing services (except noncommercial research organizations)	4	(D)	(D)	(D)	CC
874	Management and public relations services	41	25 552	10 806	2 082	433
89	Services, n.e.c.	5	3 400	1 173	279	86
MINNEAPOLIS-ST. PAUL, MN-WI MSA						
Total		20 706	15 026 102	6 166 797	1 380 874	265 183
70 ex. 704	Hotels, rooming houses, camps, and other lodging places (except membership lodging)	253	433 017	125 246	29 929	11 479
7011	Hotels and motels	208	422 868	123 098	29 522	11 210
7011 pt.	Hotels	89	352 265	105 765	25 697	8 858
7011 pt.	Hotels, 25 guestrooms or more	76	350 881	105 557	25 624	8 821
7011 pt.	Hotels, less than 25 guestrooms	13	1 384	208	73	37
7011 pt.	Motels, motor hotels, and tourist courts	119	70 603	17 333	3 825	2 352
7011 pt.	Motels, tourist courts	94	45 817	10 311	2 174	1 462
7011 pt.	Motor hotels	25	24 786	7 022	1 651	890
702, 3	Other lodging places	45	10 149	2 148	407	269
702	Rooming and boarding houses	16	5 640	1 186	301	143
703	Camps and recreational vehicle parks	29	4 509	962	106	126
7032	Sporting and recreational camps	9	1 992	454	72	95
7033	Recreational vehicle parks and campsites	20	2 517	508	34	31
72	Personal services	2 152	676 344	254 455	61 790	19 972
721	Laundry, cleaning, and garment services	501	185 041	67 277	15 491	4 993
7211	Power laundries, family and commercial*	17	5 042	2 531	611	204
7213	Linen supply*	14	34 312	14 319	3 311	682
7215	Coin-operated laundries and drycleaning	65	15 946	3 323	801	356
7215 pt.	Coin-operated laundries and drycleaning stores	60	7 701	2 207	534	309
7215 pt.	Coin-operated laundry routes	5	8 245	1 116	267	47
7216	Drycleaning plants, except rug cleaning*	206	58 582	21 835	5 079	2 139
7217	Carpet and upholstery cleaning	77	17 101	5 446	1 189	580
7218	Industrial laundries*	10	39 131	14 477	3 311	617
7212, 9	Other laundry, cleaning, and garment services*	112	14 927	5 346	1 189	435
7212	Garment pressing, and agents for laundries and drycleaners	26	4 233	884	174	97
7219	Laundry and garment services, n.e.c.*	86	10 694	4 462	1 015	338
722	Photographic studios, portrait	156	186 349	66 396	16 300	3 219
723, 4	Beauty and barber shops	1 050	183 512	84 703	20 129	7 439
723	Beauty shops	1 011	173 475	81 312	19 251	7 280
724	Barber shops	39	10 037	3 391	878	159
725	Shoe repair shops and shoeshine parlors	39	4 302	1 353	322	103
726	Funeral service and crematories	116	58 771	16 561	3 904	658
729	Miscellaneous personal services	290	58 369	18 165	5 644	3 560
7291	Tax return preparation services	71	12 080	5 174	1 990	1 231
7299	Miscellaneous personal services, n.e.c.	219	46 289	12 991	3 654	2 329
7299 pt.	Massage parlors, tanning salons, and saunas	89	6 481	1 734	426	376
7299 pt.	Other personal services	130	39 808	11 257	3 228	1 953
7299 pt.	Diet and weight reducing services	32	20 393	4 356	1 639	1 094
7299 pt.	Formal wear rental	24	5 882	1 153	265	109
7299 pt.	Other personal services, n.e.c.	74	13 533	5 748	1 324	750
73	Business services	4 665	4 782 398	1 910 532	444 845	94 151
731	Advertising	380	427 935	163 747	38 961	4 102
7311	Advertising agencies	270	348 783	145 363	34 506	3 302
7312	Outdoor advertising services	15	26 497	5 108	1 184	165
7313	Radio, television, publishers' advertising representatives	44	25 563	6 731	1 624	215
7313 pt.	Radio, television advertising representatives	15	8 936	2 414	574	68
7313 pt.	Publishers' advertising representatives	29	16 617	4 317	1 050	147
7319	Advertising, n.e.c.	51	27 102	6 545	1 647	420
732	Consumer credit reporting agencies, mercantile reporting agencies, and adjustment and collection agencies	102	163 359	65 539	15 702	3 068
7322	Adjustment and collection services	83	99 704	51 140	12 375	2 216
7323	Credit reporting services	19	63 655	14 399	3 327	852

Table 7a. Summary Statistics for Firms Subject to Federal Income Tax for Metropolitan Areas: 1992 — Con.

[Includes only establishments with payroll. For meaning of abbreviations and symbols, see introductory text. For explanation of terms and comparability of 1987 and 1992 censuses, see appendix A. For definitions of CMSA's, MSA's, and PMSA's, see appendix D]

SIC code	Geographic area and kind of business or operation	Establishments (number)	Receipts (\$1,000)	Annual payroll (\$1,000)	First-quarter payroll (\$1,000)	Paid employees for pay period including March 12 (number)
MINNEAPOLIS-ST. PAUL, MN-WI MSA — Con.						
73	Business services—Con.					
733	Mailing, reproduction, commercial art and photography, and stenographic services -----	673	358 970	119 154	26 723	4 974
7331	Direct mail advertising services -----	88	119 913	40 731	9 197	1 876
7331 pt.	Mailing list compilers, brokers, and managers -----	23	22 643	6 893	1 167	230
7331 pt.	Direct mail advertising services, except mailing list services -----	65	97 270	33 838	8 030	1 646
7334	Photocopying and duplicating services -----	59	58 833	15 877	3 920	868
7334 pt.	Blueprinting and photocopying services -----	56	(D)	(D)	(D)	FF
7334 pt.	Duplicating services, except printing and photocopying -----	3	(D)	(D)	(D)	AA
7335, 6	Commercial photography, art, and graphics -----	400	157 097	54 359	11 869	1 690
7335	Commercial photography -----	87	34 663	10 627	2 240	330
7336	Commercial art and graphic design -----	313	122 434	43 732	9 229	1 360
7336 pt.	Commercial art -----	64	14 441	5 275	1 131	174
7336 pt.	Graphic arts and related design -----	249	107 993	38 459	8 498	1 186
7338	Secretarial and court reporting services -----	126	23 127	8 187	1 737	540
734	Services to dwellings and other buildings -----	682	214 771	116 711	28 483	13 137
7342	Disinfecting and pest control services -----	23	23 407	10 709	2 072	339
7349	Building cleaning and maintenance services, n.e.c. -----	659	191 364	106 002	26 411	12 798
735	Miscellaneous equipment rental and leasing -----	205	240 069	65 911	15 810	2 711
7352	Medical equipment rental and leasing -----	21	39 214	8 449	2 362	401
7353	Heavy construction equipment rental and leasing -----	11	8 667	2 091	449	54
7353 pt.	Rental and leasing of heavy construction equipment without operators -----	7	(D)	(D)	(D)	BB
7353 pt.	Rental and leasing of heavy construction equipment with operators -----	4	(D)	(D)	(D)	BB
7359	Equipment rental and leasing, n.e.c. -----	173	192 188	55 371	12 999	2 256
7359 pt.	Equipment rental -----	150	129 535	36 463	8 905	1 681
7359 pt.	Rent-to-own -----	11	6 258	1 101	251	75
7359 pt.	Equipment rental, except rent-to-own -----	139	123 277	35 362	8 654	1 606
7359 pt.	Equipment leasing, except finance leasing -----	23	62 653	18 908	4 094	575
736	Personnel supply services -----	460	563 507	389 337	80 090	30 355
7361	Employment agencies -----	173	48 779	24 704	4 815	759
7363	Help supply services -----	287	514 728	364 633	75 275	29 596
7363 pt.	Temporary help supply -----	245	427 126	301 489	62 450	26 907
7363 pt.	Help supply, except temporary -----	42	87 602	63 144	12 825	2 689
7363 pt.	Employee leasing -----	21	28 059	19 820	4 224	996
7363 pt.	Other help supply services -----	21	59 543	43 324	8 601	1 693
737	Computer programming, data processing, and other computer related services -----	1 199	2 037 221	724 239	176 537	18 909
7371, 2, 3	Computer programming, prepackaged software, and integrated systems -----	777	1 093 645	422 329	102 555	9 602
7371	Computer programming services -----	544	563 016	263 536	64 701	5 446
7372	Prepackaged software -----	132	267 895	79 537	19 423	1 911
7373	Computer integrated systems -----	101	262 734	79 256	18 431	2 245
7374, 5, 6	Data processing services -----	147	565 248	160 610	39 960	5 495
7374, 5	Computer processing, information retrieval -----	140	554 090	157 608	39 324	5 423
7374	Computer processing and data preparation and processing services -----	122	518 863	145 052	36 048	5 013
7375	Information retrieval services -----	18	35 227	12 556	3 276	410
7376	Computer facilities management services -----	7	11 158	3 002	636	72
7377, 8, 9	Computer rental and leasing, maintenance, and related services, n.e.c. -----	275	378 328	141 300	34 022	3 812
7377	Computer rental and leasing -----	17	37 864	4 477	1 111	95
7378	Computer maintenance and repair -----	77	253 759	96 559	24 264	2 693
7379	Computer related services, n.e.c. -----	181	86 705	40 264	8 647	1 024
7379 pt.	Computer consultants -----	146	60 288	32 016	6 854	628
7379 pt.	Miscellaneous computer services, n.e.c. -----	35	26 417	8 248	1 793	396
738	Miscellaneous business services -----	964	776 566	265 894	62 539	16 895
7381, 2	Detective agencies and protective services -----	121	124 118	71 426	17 037	5 015
7381	Detective, guard, and armored car services -----	98	85 561	56 548	13 362	4 458
7381 pt.	Detective agencies and guard services -----	94	(D)	(D)	(D)	HH
7381 pt.	Armored car services -----	4	(D)	(D)	(D)	CC
7382	Security systems services -----	23	38 557	14 878	3 675	557
7383	News syndicates -----	11	6 627	1 572	365	44
7384	Photofinishing laboratories* -----	86	89 178	28 565	7 124	1 859
7384 pt.	Photofinishing laboratories, except "one-hour" (mini) labs* -----	43	60 648	20 854	5 089	1 086
7384 pt.	One-hour (mini) photofinishing* -----	43	28 530	7 711	2 035	773
7389	Business services, n.e.c. -----	746	556 643	164 331	38 013	9 977
7389 pt.	Sign painting shops -----	34	5 537	2 028	564	136
7389 pt.	Interior designing -----	79	23 234	5 548	1 168	232
7389 pt.	Telephone answering services -----	36	8 270	3 625	799	287
7389 pt.	Other business services -----	597	519 602	153 130	35 482	9 322
7389 pt.	Water softening and conditioning services -----	27	31 646	9 037	2 196	378
7389 pt.	Packaging and labeling services -----	41	56 614	18 872	4 280	1 426
7389 pt.	Trading stamp services -----	-	-	-	-	-
7389 pt.	Miscellaneous business services -----	529	431 342	125 221	29 006	7 518
7389 pt.	Convention and trade show services -----	38	42 126	12 789	3 012	715
7389 pt.	Private mail centers -----	25	6 823	942	207	82
7389 pt.	Miscellaneous business services, n.e.c. -----	466	382 393	111 490	25 787	6 721
75	Automotive repair, services, and parking -----	1 721	898 006	217 491	51 500	11 840
751	Automotive rental and leasing, without drivers -----	106	247 571	38 997	9 244	1 740
7513	Truck rental and leasing, without drivers -----	48	(D)	(D)	(D)	FF
7513 pt.	Truck rental, without drivers -----	23	47 207	16 745	3 691	619
7513 pt.	Truck leasing, except finance leasing -----	25	(D)	(D)	(D)	CC
7514, 5	Passenger car rental and leasing -----	56	163 103	16 339	4 147	872
7514	Passenger car rental -----	40	105 143	12 881	3 230	788
7515	Passenger car leasing -----	16	57 960	3 458	917	84
7519	Utility trailer and recreational vehicle rental -----	2	(D)	(D)	(D)	AA
752	Automobile parking -----	141	78 196	13 428	3 346	1 011
7521 pt.	Parking lots -----	96	39 970	5 565	1 377	462
7521 pt.	Parking structures -----	45	38 226	7 863	1 969	549

SERVICE INDUSTRIES—GEOGRAPHIC AREA SERIES

WISCONSIN WI-99

Table 7a. Summary Statistics for Firms Subject to Federal Income Tax for Metropolitan Areas: 1992 — Con.

[Includes only establishments with payroll. For meaning of abbreviations and symbols, see introductory text. For explanation of terms and comparability of 1987 and 1992 censuses, see appendix A. For definitions of CMSA's, MSA's, and PMSA's, see appendix D]

SIC code	Geographic area and kind of business or operation	Establishments (number)	Receipts (\$1,000)	Annual payroll (\$1,000)	First-quarter payroll (\$1,000)	Paid employees for pay period including March 12 (number)
MINNEAPOLIS-ST. PAUL, MN-WI MSA — Con.						
75	Automotive repair, services, and parking — Con.					
753	Automotive repair shops -----	1 182	475 148	137 689	31 969	5 873
7532	Top, body, and upholstery repair shops and paint shops -----	341	157 683	47 577	11 247	1 889
7532 pt.	Top and body repair shops -----	321	152 616	46 096	11 007	1 823
7532 pt.	Paint shops -----	20	5 067	1 481	240	66
7538	General automotive repair shops -----	560	190 001	54 461	12 789	2 568
7538 pt.	General automotive repair shops, except diesel -----	494	149 581	41 588	9 600	1 971
7538 pt.	Diesel repair shops -----	66	40 420	12 873	3 189	597
7533, 4, 6, 7, 9	Other automotive repair shops -----	281	127 464	35 651	7 933	1 416
7533	Automotive exhaust system repair shops -----	61	34 592	9 423	2 019	366
7534	Tire retreading and repair shops -----	8	5 044	1 218	276	52
7536	Automotive glass replacement shops -----	77	39 045	10 253	2 175	383
7537	Automotive transmission repair shops -----	55	15 531	4 712	1 105	209
7539	Automotive repair shops, n.e.c. -----	80	33 252	10 045	2 358	406
7539 pt.	Radiator repair -----	16	3 781	976	228	50
7539 pt.	Brake, front end, and wheel alignment -----	26	13 383	4 535	1 046	159
7539 pt.	Automotive electrical and fuel system services -----	23	6 472	2 168	541	91
7539 pt.	Carburetor repair shops -----	12	3 864	1 159	299	45
7539 pt.	Automotive electrical repair shops -----	11	2 608	1 009	242	46
7539 pt.	Other automotive repair shops, n.e.c. -----	15	9 616	2 366	543	106
754	Automotive services, except repair -----	292	97 091	27 377	6 941	3 216
7542	Carwashes -----	143	43 356	14 131	3 784	1 970
7549	Automotive services, except repair and carwashes -----	149	53 735	13 246	3 157	1 246
7549 pt.	Lubrication shops -----	68	27 197	5 677	1 418	608
7549 pt.	Other automotive services -----	81	26 538	7 569	1 739	638
7549 pt.	Towing services -----	48	14 718	4 740	1 161	371
7549 pt.	Other automotive services, n.e.c. -----	33	11 820	2 829	578	267
76	Miscellaneous repair services -----	750	312 316	102 361	23 086	4 251
762	Electrical repair shops -----	187	99 208	34 681	8 424	1 462
7622	Radio and television repair shops -----	47	18 279	6 191	1 608	303
7623, 9	Other electrical and electronic repair shops -----	140	80 929	28 490	6 816	1 159
7623	Refrigeration and air-conditioning service and repair shops -----	32	23 553	6 922	1 680	262
7629	Electrical and electronic repair shops, n.e.c. -----	108	57 376	21 568	5 136	897
763	Watch, clock, and jewelry repair -----	17	3 352	1 241	307	64
764	Reupholstery and furniture repair -----	79	13 671	4 500	978	281
769	Miscellaneous repair and related services -----	467	196 085	61 939	13 377	2 444
7692	Welding repair -----	52	33 461	11 049	2 004	355
7694	Armature rewinding shops -----	13	10 206	2 712	626	108
7699	Repair shops and related services, n.e.c. -----	402	152 418	48 178	10 747	1 981
7699 pt.	Farm machinery and equipment repair -----	10	1 370	279	63	15
7699 pt.	Lawnmower and other small gasoline engine repair -----	25	4 567	877	187	50
7699 pt.	Sewer and septic tank cleaning services -----	39	13 779	4 559	1 069	207
7699 pt.	Other repair and related services, n.e.c. -----	328	132 702	42 463	9 428	1 709
78, 79, 84	Amusement and recreation services, including motion pictures and museums -----	1 403	931 525	327 160	64 627	19 509
781, 2	Motion picture production, distribution, and services -----	172	175 594	38 660	8 994	1 298
7812 pt.	Motion picture production, except for television -----	78	39 252	12 216	2 817	417
7812 pt.	Motion picture and tape production for television -----	42	36 404	10 271	2 371	291
7819	Services allied to motion picture production -----	34	(D)	(D)	(D)	EE
7822 pt.	Motion picture film and tape distributors -----	17	68 658	7 476	1 742	237
7822 pt.	Motion picture film exchanges -----	11	14 277	3 889	881	120
7822 pt.	Video tape wholesalers -----	6	54 381	3 587	861	117
7822 pt.	Film and tape distribution for television -----	1	(D)	(D)	(D)	AA
7829	Services allied to motion picture distribution -----	-	-	-	-	-
783	Motion picture theaters -----	68	63 547	8 465	1 957	1 311
7832	Motion picture theaters, except drive-in -----	62	62 493	8 324	1 950	1 310
7833	Drive-in motion picture theaters -----	6	1 054	141	7	1
784	Video tape rental -----	307	57 124	12 850	2 867	2 184
792	Theatrical producers (except motion picture), bands, orchestras, and entertainers -----	123	100 978	27 661	4 739	1 145
7922	Theatrical producers (except motion picture) and miscellaneous theatrical services -----	65	71 024	17 525	2 985	734
7922 pt.	Producers of live theatrical productions -----	22	49 483	11 306	1 916	487
7922 pt.	Producers of radio and television shows, except tape producers -----	6	1 325	353	107	28
7922 pt.	Artists' and entertainers' managers or agents, concert bureaus, booking agents -----	23	12 085	3 558	463	98
7922 pt.	Other theatrical services -----	14	8 131	2 308	499	121
7929	Bands, orchestras, actors, and other entertainers and entertainment groups -----	58	29 954	10 136	1 754	411
7929 pt.	Dance groups and artists -----	1	(D)	(D)	(D)	AA
7929 pt.	Symphony orchestras, opera companies, and chamber music organizations -----	-	-	-	-	-
7929 pt.	Other music and entertainment presentations -----	57	(D)	(D)	(D)	EE
7929 pt.	Other music groups and artists -----	28	(D)	(D)	(D)	CC
7929 pt.	Other entertainers and entertainment groups -----	29	21 856	6 284	969	196
793	Bowling centers -----	92	46 592	13 393	3 844	1 999

Table 7a. Summary Statistics for Firms Subject to Federal Income Tax for Metropolitan Areas: 1992—Con.

[Includes only establishments with payroll. For meaning of abbreviations and symbols, see introductory text. For explanation of terms and comparability of 1987 and 1992 censuses, see appendix A. For definitions of CMSA's, MSA's, and PMSA's, see appendix D]

SIC code	Geographic area and kind of business or operation	Establishments (number)	Receipts (\$1,000)	Annual payroll (\$1,000)	First-quarter payroll (\$1,000)	Paid employees for pay period including March 12 (number)
MINNEAPOLIS-ST. PAUL, MN-WI MSA—Con.						
78, 79, 84	Amusement and recreation services, including motion pictures and museums—Con.					
79 ex. 792, 3, 84	Commercial sports and other amusement and recreation services, including museums	641	487 690	226 131	42 226	11 572
794	Commercial sports	30	102 373	114 830	18 829	1 799
7941	Professional sports clubs, managers, promoters	14	74 462	108 267	17 666	1 283
7941 pt.	Baseball clubs	1	(D)	(D)	(D)	CC
7941 pt.	Football clubs	1	(D)	(D)	(D)	BB
7941 pt.	Other professional sports clubs	2	(D)	(D)	(D)	EE
7941 pt.	Managers and promoters	10	7 881	1 605	524	733
7948	Racing, including track operation	16	27 911	6 563	1 163	516
7948 pt.	Auto racetrack operation	8	(D)	(D)	(D)	AA
7948 pt.	Horse racetrack operation	1	(D)	(D)	(D)	CC
7948 pt.	Dog racetrack operation	1	(D)	(D)	(D)	EE
7948 pt.	Racing stables and racing, n.e.c.	6	681	108	21	12
79 ex. 792, 3, 4, 84	Other amusement and recreation services, including museums	611	385 317	111 301	23 397	9 773
791	Dance studios, schools, and halls	73	11 008	2 751	636	391
7991	Physical fitness facilities	86	58 737	19 562	4 961	2 105
7991 pt.	Physical fitness centers, except gymnasiums and athletic clubs	71	39 675	12 760	3 233	1 387
7991 pt.	Gymnasiums and athletic clubs	15	19 062	6 802	1 728	718
7992	Public golf courses	45	19 933	5 440	556	259
7993	Coin-operated amusement devices	33	12 177	2 306	597	279
7996	Amusement parks	13	(D)	(D)	(D)	CC
7997	Membership sports and recreation clubs	100	106 688	35 674	8 135	3 356
7999, 84	Amusement and recreation services, including museums, n.e.c.	261	(D)	(D)	(D)	HH
7999 pt.	Concession operators of amusement devices and rides	12	(D)	(D)	(D)	BB
7999 pt.	Carnivals, circuses, and fairs	7	4 071	1 107	201	40
7999 pt.	Carnivals and circuses	4	(D)	(D)	(D)	AA
7999 pt., 84	Fairs	3	(D)	(D)	(D)	BB
84	Other recreation and amusements, including museums	242	142 172	39 188	7 896	3 195
841	Museums, art galleries, and botanical and zoological gardens	2	(D)	(D)	(D)	BB
842	Museums and art galleries	2	(D)	(D)	(D)	BB
842	Arboreta and botanical or zoological gardens	—	—	—	—	—
7999 pt.	Roller skating rinks	16	4 524	1 217	338	313
7999 pt.	Ice skating rinks	3	(D)	(D)	(D)	BB
7999 pt.	Other amusement and recreation services, n.e.c.	221	136 023	37 283	7 378	2 836
80	Health services	3 723	2 897 946	1 500 077	327 393	49 923
801	Offices and clinics of doctors of medicine	1 030	1 426 721	837 424	173 229	14 612
8011 pt.	Offices of doctors of medicine	1 002	1 373 381	810 244	167 517	13 847
8011 pt.	General medical clinics	28	53 340	27 180	5 712	765
802	Offices and clinics of dentists	1 203	457 388	192 635	42 765	7 437
8021 pt.	Offices of dentists	1 193	(D)	(D)	(D)	II
8021 pt.	Dental clinics	10	(D)	(D)	(D)	EE
803	Offices and clinics of doctors of osteopathy	6	(D)	(D)	(D)	AA
8031 pt.	Offices of osteopathic physicians	6	(D)	(D)	(D)	AA
8031 pt.	Osteopathic clinics	—	—	—	—	—
804	Offices and clinics of other health practitioners	899	217 923	78 235	18 221	3 990
8041	Offices and clinics of chiropractors	493	104 079	30 232	6 854	1 626
8042	Offices and clinics of optometrists	129	31 673	9 048	2 034	509
8043	Offices and clinics of podiatrists	34	6 638	2 437	542	106
8049	Offices and clinics of health practitioners, n.e.c.	243	75 533	36 518	8 791	1 749
805	Nursing and personal care facilities	235	442 997	234 830	58 118	15 513
8051	Skilled nursing care facilities	108	389 502	205 052	51 103	13 195
8052	Intermediate care facilities	110	46 371	26 516	6 468	2 117
8059	Nursing and personal care facilities, n.e.c.	17	7 124	3 262	547	201
806	Hospitals	1	(D)	(D)	(D)	CC
8062	General medical and surgical hospitals	—	—	—	—	—
8063, 9	Specialty hospitals	1	(D)	(D)	(D)	CC
8063	Psychiatric hospitals	1	(D)	(D)	(D)	CC
8069	Specialty hospitals, except psychiatric	—	—	—	—	—
807, 8, 9	Other health services	349	347 164	154 324	34 319	8 174
807	Medical and dental laboratories	148	115 550	44 876	9 572	1 577
8071	Medical laboratories	46	70 436	23 188	4 561	622
8072	Dental laboratories	102	45 114	21 688	5 011	955
808	Home health care services	69	118 390	62 104	14 147	4 508
809	Miscellaneous health and allied services, n.e.c.	132	113 224	47 344	10 600	2 089
8092	Kidney dialysis centers	1	(D)	(D)	(D)	AA
8093	Specialty outpatient facilities, n.e.c.	100	87 885	39 870	8 886	1 801
8099	Health and allied services, n.e.c.	31	(D)	(D)	(D)	EE
81	Legal services	1 402	1 341 728	593 727	118 888	12 900
823, 4, 9	Selected educational services	236	118 659	40 192	9 385	1 934
823	Libraries	3	(D)	(D)	(D)	AA
824	Vocational schools	55	64 142	22 289	5 252	940
8243	Data processing schools	19	26 182	8 502	1 910	233
8244	Business and secretarial schools	9	8 171	3 255	744	180
8249	Vocational schools, n.e.c.	27	29 789	10 532	2 598	527
829	Schools and educational services, n.e.c.	178	(D)	(D)	(D)	FF

Table 7a. Summary Statistics for Firms Subject to Federal Income Tax for Metropolitan Areas: 1992 — Con.

[Includes only establishments with payroll. For meaning of abbreviations and symbols, see introductory text. For explanation of terms and comparability of 1987 and 1992 censuses, see appendix A. For definitions of CMSA's, MSA's, and PMSA's, see appendix D]

SIC code	Geographic area and kind of business or operation	Establishments (number)	Receipts (\$1,000)	Annual payroll (\$1,000)	First-quarter payroll (\$1,000)	Paid employees for pay period including March 12 (number)
MINNEAPOLIS-ST. PAUL, MN-WI MSA — Con.						
83	Social services	1 001	269 035	117 996	27 828	9 606
835	Child day care services	570	90 383	38 615	9 034	4 489
832, 3, 6, 9	Other social services	431	178 652	79 381	18 794	5 117
832	Individual and family social services	112	66 020	24 474	5 889	1 170
833	Job training and vocational rehabilitation services	77	35 254	18 822	4 107	632
836	Residential care	214	72 193	34 367	8 413	3 210
839	Social services, n.e.c.	28	5 185	1 718	385	105
87 ex. 8733	Engineering, accounting, research, management, and related services (except noncommercial research organizations)	3 190	2 256 147	935 595	212 085	28 296
871	Engineering, architectural, and surveying services	849	725 291	331 609	71 304	8 700
8711	Engineering services	543	481 516	221 289	48 620	5 731
8712	Architectural services	243	224 562	100 645	20 689	2 623
8713	Surveying services	63	19 213	9 675	1 995	346
872	Accounting, auditing, and bookkeeping services	885	494 530	198 593	48 265	7 438
873 ex. 8733	Research, development, and testing services (except noncommercial research organizations)	207	213 226	84 983	20 073	3 157
8731	Commercial physical and biological research	59	55 110	22 565	5 639	513
8731 pt.	Commercial physical research	25	20 312	8 269	2 407	172
8731 pt.	Commercial medical and biological research	34	34 798	14 296	3 232	341
8732	Commercial economic, sociological, and educational research	101	92 730	33 505	7 191	1 755
8734	Testing laboratories	47	65 386	28 913	7 243	889
874	Management and public relations services	1 249	823 100	320 410	72 443	9 001
8741	Management services	248	297 066	116 540	26 525	3 418
8742	Management consulting services	683	332 354	131 306	29 442	3 204
8743	Public relations services	85	(D)	(D)	(D)	EE
8744	Facilities support management services	3	(D)	(D)	(D)	FF
8748	Business consulting services, n.e.c.	230	65 512	28 511	6 042	903
89	Services, n.e.c.	210	108 981	41 965	9 518	1 322
8999 pt.	Scientific and related consulting services, except environmental	49	17 193	7 624	1 648	185
8999 pt.	Other services	161	91 788	34 341	7 870	1 137
8999 pt.	Environmental consulting	40	67 734	26 720	6 174	856
8999 pt.	Authors, composers, and other arts-related services	54	14 721	5 129	1 186	146
8999 pt.	Other services, n.e.c.	67	9 333	2 492	510	135
SHEBOYGAN, WI MSA						
	Total	584	308 639	124 474	27 887	6 576
70 ex. 704	Hotels, rooming houses, camps, and other lodging places (except membership lodging)	18	19 164	5 631	1 189	613
7011	Hotels and motels	15	17 835	5 451	1 170	601
7011 pt.	Hotels	8	15 015	4 735	1 048	509
7011 pt.	Motels, motor hotels, and tourist courts	7	2 820	716	122	92
702, 3	Other lodging places	3	1 329	180	19	12
72	Personal services	100	12 985	4 748	1 173	575
721	Laundry, cleaning, and garment services	18	2 203	698	162	106
7211	Power laundries, family and commercial*	3	742	320	66	29
7213	Linen supply*	1	(D)	(D)	(D)	AA
7215	Coin-operated laundries and drycleaning	6	582	89	19	14
7216	Drycleaning plants, except rug cleaning*	3	(D)	(D)	(D)	BB
7217	Carpet and upholstery cleaning	5	424	147	35	30
7218	Industrial launderers*	—	—	—	—	—
7212, 9	Other laundry, cleaning, and garment services*	—	—	—	—	—
722	Photographic studios, portrait	5	543	68	12	11
723, 4	Beauty and barber shops	58	5 465	2 314	542	250
723	Beauty shops	56	(D)	(D)	(D)	CC
724	Barber shops	2	(D)	(D)	(D)	AA
725	Shoe repair shops and shoeshine parlors	1	(D)	(D)	(D)	AA
726	Funeral service and crematories	9	3 369	1 046	240	55
729	Miscellaneous personal services	9	(D)	(D)	(D)	CC
73	Business services	72	34 838	17 832	4 231	1 051
731	Advertising	4	(D)	(D)	(D)	BB
732	Consumer credit reporting agencies, mercantile reporting agencies, and adjustment and collection agencies	2	(D)	(D)	(D)	AA
733	Mailing, reproduction, commercial art and photography, and stenographic services	5	2 321	546	122	34
734	Services to dwellings and other buildings	24	3 837	1 899	448	296
735	Miscellaneous equipment rental and leasing	2	(D)	(D)	(D)	AA
736	Personnel supply services	10	8 149	6 237	1 161	395
737	Computer programming, data processing, and other computer related services	8	11 116	5 815	1 557	174
7371, 2, 3	Computer programming, prepackaged software, and integrated systems	8	11 116	5 815	1 557	174
7374, 5, 6	Data processing services	—	—	—	—	—
7377, 8, 9	Computer rental and leasing, maintenance, and related services, n.e.c.	—	—	—	—	—
738	Miscellaneous business services	17	3 268	892	209	66

Table 7a. Summary Statistics for Firms Subject to Federal Income Tax for Metropolitan Areas: 1992—Con.

[Includes only establishments with payroll. For meaning of abbreviations and symbols, see introductory text. For explanation of terms and comparability of 1987 and 1992 censuses, see appendix A. For definitions of CMSA's, MSA's, and PMSA's, see appendix D]

SIC code	Geographic area and kind of business or operation	Establishments (number)	Receipts (\$1,000)	Annual payroll (\$1,000)	First-quarter payroll (\$1,000)	Paid employees for pay period including March 12 (number)
SHEBOYGAN, WI MSA—Con.						
75	Automotive repair, services, and parking	68	18 456	3 442	847	254
751	Automotive rental and leasing, without drivers	3	2 555	350	89	17
752	Automobile parking	—	—	—	—	—
753	Automotive repair shops	55	13 904	2 650	654	176
7532	Top, body, and upholstery repair shops and paint shops	15	4 066	1 166	290	68
7538	General automotive repair shops	33	8 810	1 283	314	94
7533, 4, 6, 7, 9	Other automotive repair shops	7	1 028	201	50	14
754	Automotive services, except repair	10	1 997	442	104	61
76	Miscellaneous repair services	29	12 183	2 263	599	135
762	Electrical repair shops	6	903	352	96	33
7622	Radio and television repair shops	3	(D)	(D)	(D)	AA
7623, 9	Other electrical and electronic repair shops	3	(D)	(D)	(D)	BB
763	Watch, clock, and jewelry repair	—	—	—	—	—
764	Reupholstery and furniture repair	2	(D)	(D)	(D)	AA
769	Miscellaneous repair and related services	21	(D)	(D)	(D)	BB
78, 79, 84	Amusement and recreation services, including motion pictures and museums	41	28 360	6 923	1 320	761
781, 2	Motion picture production, distribution, and services	3	(D)	(D)	(D)	CC
783	Motion picture theaters	2	(D)	(D)	(D)	BB
784	Video tape rental	3	(D)	(D)	(D)	AA
792	Theatrical producers (except motion picture), bands, orchestras, and entertainers	2	(D)	(D)	(D)	AA
793	Bowling centers	8	2 531	681	197	158
79 ex. 792, 3; 84	Commercial sports and other amusement and recreation services, including museums	23	16 813	4 236	677	417
80	Health services	127	88 333	41 108	8 432	1 742
801	Offices and clinics of doctors of medicine	39	51 297	23 080	4 708	706
802	Offices and clinics of dentists	38	13 500	6 840	1 267	272
803	Offices and clinics of doctors of osteopathy	1	(D)	(D)	(D)	AA
804	Offices and clinics of other health practitioners	31	7 564	2 761	619	140
805	Nursing and personal care facilities	5	10 958	5 842	1 384	481
806	Hospitals	—	—	—	—	—
807, 8, 9	Other health services	13	(D)	(D)	(D)	CC
81	Legal services	30	8 791	3 065	645	144
823, 4, 9	Selected educational services	3	(D)	(D)	(D)	AA
83	Social services	39	9 739	4 504	1 063	405
835	Child day care services	11	2 046	1 085	266	152
832, 3, 6, 9	Other social services	28	7 693	3 419	797	253
87 ex. 8733	Engineering, accounting, research, management, and related services (except noncommercial research organizations)	56	75 646	34 906	8 377	885
871	Engineering, architectural, and surveying services	19	65 891	30 865	7 513	713
872	Accounting, auditing, and bookkeeping services	19	6 932	3 127	761	151
873 ex. 8733	Research, development, and testing services (except noncommercial research organizations)	1	(D)	(D)	(D)	AA
874	Management and public relations services	17	(D)	(D)	(D)	BB
89	Services, n.e.c.	1	(D)	(D)	(D)	AA
WAUSAU, WI MSA						
	Total	706	305 761	127 352	27 046	6 243
70 ex. 704	Hotels, rooming houses, camps, and other lodging places (except membership lodging)	20	(D)	(D)	(D)	EE
7011	Hotels and motels	18	11 335	2 652	624	395
7011 pt.	Hotels	5	3 719	811	178	98
7011 pt.	Motels, motor hotels, and tourist courts	13	7 616	1 841	446	297
702, 3	Other lodging places	2	(D)	(D)	(D)	AA
72	Personal services	97	13 748	4 468	1 079	436
721	Laundry, cleaning, and garment services	15	1 853	447	134	57
7211	Power laundries, family and commercial*	—	—	—	—	—
7213	Linen supply*	—	—	—	—	—
7215	Coin-operated laundries and drycleaning	7	(D)	(D)	(D)	AA
7216	Drycleaning plants, except rug cleaning*	7	1 291	392	112	39
7217	Carpet and upholstery cleaning	1	(D)	(D)	(D)	AA
7218	Industrial launderers*	—	—	—	—	—
7212, 9	Other laundry, cleaning, and garment services*	—	—	—	—	—
722	Photographic studios, portrait	10	1 646	264	51	35
723, 4	Beauty and barber shops	57	5 609	2 451	581	261
723	Beauty shops	55	(D)	(D)	(D)	EE
724	Barber shops	2	(D)	(D)	(D)	AA
725	Shoe repair shops and shoeshine parlors	1	(D)	(D)	(D)	AA
726	Funeral service and crematories	8	3 519	997	204	35
729	Miscellaneous personal services	6	(D)	(D)	(D)	BB

Table 7a. Summary Statistics for Firms Subject to Federal Income Tax for Metropolitan Areas: 1992 — Con.

[Includes only establishments with payroll. For meaning of abbreviations and symbols, see introductory text. For explanation of terms and comparability of 1987 and 1992 censuses, see appendix A. For definitions of CMSA's, MSA's, and PMSA's, see appendix D]

SIC code	Geographic area and kind of business or operation	Establishments (number)	Receipts (\$1,000)	Annual payroll (\$1,000)	First-quarter payroll (\$1,000)	Paid employees for pay period including March 12 (number)
WAUSAU, WI MSA — Con.						
73	Business services	89	33 371	13 023	2 804	1 187
731	Advertising	10	2 951	1 102	252	46
732	Consumer credit reporting agencies, mercantile reporting agencies, and adjustment and collection agencies	4	2 645	822	162	53
733	Mailing, reproduction, commercial art and photography, and stenographic services	5	(D)	(D)	(D)	BB
734	Services to dwellings and other buildings	21	3 047	1 427	293	249
735	Miscellaneous equipment rental and leasing	13	5 368	883	194	60
736	Personnel supply services	4	(D)	(D)	(D)	EE
737	Computer programming, data processing, and other computer related services	17	5 862	2 268	553	119
7371, 2, 3	Computer programming, prepackaged software, and integrated systems	7	2 031	674	160	37
7374, 5, 6	Data processing services	6	(D)	(D)	(D)	BB
7377, 8, 9	Computer rental and leasing, maintenance, and related services, n.e.c.	4	(D)	(D)	(D)	AA
738	Miscellaneous business services	15	(D)	(D)	(D)	CC
75	Automotive repair, services, and parking	84	27 489	6 131	1 491	435
751	Automotive rental and leasing, without drivers	9	6 324	1 001	230	50
752	Automobile parking	—	—	—	—	—
753	Automotive repair shops	62	17 775	4 117	1 010	242
7532	Top, body, and upholstery repair shops and paint shops	27	7 102	1 938	438	98
7538	General automotive repair shops	25	6 259	1 200	324	88
7533, 4, 6, 7, 9	Other automotive repair shops	10	4 414	979	248	56
754	Automotive services, except repair	13	3 390	1 013	251	143
76	Miscellaneous repair services	45	28 640	7 112	1 781	314
762	Electrical repair shops	10	3 069	1 142	420	70
7622	Radio and television repair shops	5	1 903	505	258	27
7623, 9	Other electrical and electronic repair shops	5	1 166	637	162	43
763	Watch, clock, and jewelry repair	—	—	—	—	—
764	Reupholstery and furniture repair	2	(D)	(D)	(D)	AA
769	Miscellaneous repair and related services	33	(D)	(D)	(D)	CC
78, 79, 84	Amusement and recreation services, including motion pictures and museums	54	13 935	2 951	773	489
781, 2	Motion picture production, distribution, and services	1	(D)	(D)	(D)	AA
783	Motion picture theaters	4	(D)	(D)	(D)	BB
784	Video tape rental	3	(D)	(D)	(D)	AA
792	Theatrical producers (except motion picture), bands, orchestras, and entertainers	2	(D)	(D)	(D)	AA
793	Bowling centers	12	3 613	901	264	145
79 ex. 792, 3; 84	Commercial sports and other amusement and recreation services, including museums	32	8 668	1 778	448	289
80	Health services	173	118 153	64 485	12 951	2 129
801	Offices and clinics of doctors of medicine	51	68 638	41 798	8 243	813
802	Offices and clinics of dentists	73	23 795	9 785	1 823	460
803	Offices and clinics of doctors of osteopathy	—	—	—	—	—
804	Offices and clinics of other health practitioners	31	8 773	3 282	646	149
805	Nursing and personal care facilities	3	(D)	(D)	(D)	EE
806	Hospitals	—	—	—	—	—
807, 8, 9	Other health services	15	(D)	(D)	(D)	EE
81	Legal services	47	24 977	12 684	2 684	310
823, 4, 9	Selected educational services	6	401	110	23	19
83	Social services	14	2 218	824	164	83
835	Child day care services	4	(D)	(D)	(D)	BB
832, 3, 6, 9	Other social services	10	(D)	(D)	(D)	BB
87 ex. 8733	Engineering, accounting, research, management, and related services (except noncommercial research organizations)	73	31 015	12 740	2 636	437
871	Engineering, architectural, and surveying services	30	12 236	5 839	947	165
872	Accounting, auditing, and bookkeeping services	26	12 236	3 813	987	180
873 ex. 8733	Research, development, and testing services (except noncommercial research organizations)	5	(D)	(D)	(D)	BB
874	Management and public relations services	12	(D)	(D)	(D)	BB
89	Services, n.e.c.	4	(D)	(D)	(D)	AA

Table 7b. Summary Statistics for Firms Exempt From Federal Income Tax for Metropolitan Areas: 1992

[Includes only establishments with payroll. For meaning of abbreviations and symbols, see introductory text. For explanation of terms and comparability of 1987 and 1992 censuses, see appendix A. For definitions of CMSA's, MSA's, and PMSA's, see appendix D]

SIC code	Geographic area and kind of business or operation	Establishments (number)	Revenue (\$1,000)	Annual payroll (\$1,000)	First-quarter payroll (\$1,000)	Paid employees for pay period including March 12 (number)
APPLETON-OSHKOSH-NEENAH, WI MSA						
	Total	272	461 739	200 593	48 112	11 594
7032, 704	Camps and membership lodging	3	250	21	7	5
792, 7991 pt., 7997, 7999 pt., 84	Selected amusement, recreation, and related services	27	19 727	6 101	1 028	350
8011 pt.; 8021 pt.; 805, 6, 8, 9	Selected health services	25	340 558	154 938	37 804	7 234
8111 pt.	Legal aid societies and similar legal services	1	(D)	(D)	(D)	AA
823, 4, 9	Selected educational services	3	(D)	(D)	(D)	AA
83	Social services	123	61 888	26 825	6 166	2 786
835	Child day care services	27	2 954	1 760	427	223
832, 3, 6, 9	Other social services	96	58 934	25 065	5 739	2 563
861, 2, 4, 9	Selected membership organizations	85	37 730	12 114	2 967	1 189
873, 4 ex. 8744	Research, testing, and consulting services, except facilities support management services	5	1 221	402	94	20
CHICAGO-GARY-KENOSHA, IL-IN-WI CMSA						
	Total	5 523	18 692 661	7 532 711	1 814 307	301 454
7032, 704	Camps and membership lodging	45	(D)	(D)	(D)	EE
7032	Sporting and recreational camps	14	(D)	(D)	(D)	CC
704	Organization hotels and lodging houses, on membership basis	31	17 434	5 516	1 492	341
792, 7991 pt., 7997, 7999 pt., 84	Selected amusement, recreation, and related services	352	(D)	(D)	(D)	JJ
792	Theatrical producers (except motion picture), bands, orchestras, and entertainers	108	(D)	(D)	(D)	HH
7922	Theatrical producers (except motion picture) and miscellaneous theatrical services	64	(D)	(D)	(D)	GG
7922 pt.	Producers of live theatrical productions	53	(D)	(D)	(D)	GG
7922 pt.	Producers of radio and television shows, except tape	-	-	-	-	-
7922 pt.	Artists' and entertainers' managers or agents, concert bureaus, booking agents	-	-	-	-	-
7922 pt.	Other theatrical services	11	(D)	(D)	(D)	CC
7929	Bands, orchestras, actors, and other entertainers and entertainment groups	44	73 854	34 185	8 899	1 423
7929 pt.	Dance groups and artists	7	(D)	(D)	(D)	BB
7929 pt.	Symphony orchestras, opera companies, and chamber music organizations	26	(D)	(D)	(D)	GG
7929 pt.	Other music groups and artists	7	(D)	(D)	(D)	BB
7929 pt.	Other entertainers and entertainment groups	4	(D)	(D)	(D)	BB
7991 pt., 7997	Gymnasiums, athletic clubs, and membership sports and recreation clubs	170	(D)	(D)	(D)	HH
7991 pt.	Gymnasiums and athletic clubs	4	(D)	(D)	(D)	CC
7997	Membership sports and recreation clubs	166	204 533	86 799	14 543	4 670
7999 pt.	Fairs	9	(D)	(D)	(D)	BB
84	Museums, art galleries, and botanical and zoological gardens	65	(D)	(D)	(D)	HH
841	Museums and art galleries	60	227 578	73 601	17 270	3 701
842	Arboreta and botanical or zoological gardens	5	(D)	(D)	(D)	GG
8011 pt.; 8021 pt.; 805, 6, 8, 9	Selected health services	569	(D)	(D)	(D)	MM
8011 pt., 8021 pt.	Clinics of doctors of medicine and dentists	75	337 209	101 263	23 503	3 051
8011 pt.	General medical clinics	75	337 209	101 263	23 503	3 051
8021 pt.	Dental clinics	-	-	-	-	-
805	Nursing and personal care facilities	145	(D)	(D)	(D)	JJ
8051	Skilled nursing care facilities	70	300 530	142 940	35 110	8 882
8052	Intermediate care facilities	49	(D)	(D)	(D)	HH
8059	Nursing and personal care facilities, n.e.c.	26	23 960	10 247	2 722	842
806	Hospitals	116	(D)	(D)	(D)	MM
8062	General medical and surgical hospitals	99	(D)	(D)	(D)	MM
8062 pt.	General medical and surgical hospitals, nongovernment	90	(D)	(D)	(D)	MM
8062 pt.	General medical and surgical hospitals, government	9	(D)	(D)	(D)	JJ
8063, 9	Specialty hospitals	17	(D)	(D)	(D)	JJ
8063	Psychiatric hospitals	8	(D)	(D)	(D)	II
8063 pt.	Psychiatric hospitals, nongovernment	2	(D)	(D)	(D)	EE
8063 pt.	Psychiatric hospitals, government	6	(D)	(D)	(D)	II
8069 pt.	Specialty hospitals, except psychiatric	9	(D)	(D)	(D)	II
8069 pt.	Specialty hospitals, except psychiatric; nongovernment	9	(D)	(D)	(D)	II
8069 pt.	Specialty hospitals, except psychiatric; government	-	-	-	-	-
808, 9	Other health services	233	(D)	(D)	(D)	II
808	Home health care services	63	(D)	(D)	(D)	HH
809	Miscellaneous health and allied services, n.e.c.	170	(D)	(D)	(D)	HH
8092	Kidney dialysis centers	-	-	-	-	-
8093	Specialty outpatient facilities, n.e.c.	127	149 657	75 878	19 047	3 758
8099	Health and allied services, n.e.c.	43	(D)	(D)	(D)	FF
8111 pt.	Legal aid societies and similar legal services	43	28 281	16 329	3 964	559

SERVICE INDUSTRIES—GEOGRAPHIC AREA SERIES

WISCONSIN WI-105

Table 7b. Summary Statistics for Firms Exempt From Federal Income Tax for Metropolitan Areas: 1992—Con.

[Includes only establishments with payroll. For meaning of abbreviations and symbols, see introductory text. For explanation of terms and comparability of 1987 and 1992 censuses, see appendix A. For definitions of CMSA's, MSA's, and PMSA's, see appendix D]

SIC code	Geographic area and kind of business or operation	Establishments (number)	Revenue (\$1,000)	Annual payroll (\$1,000)	First-quarter payroll (\$1,000)	Paid employees for pay period including March 12 (number)
CHICAGO—GARY—KENOSHA, IL—IN—WI CMSA—Con.						
823, 4, 9	Selected educational services -----	165	112 370	39 567	9 755	2 601
823	Libraries-----	9	(D)	(D)	(D)	EE
824	Vocational schools -----	43	(D)	(D)	(D)	FF
8243	Data processing schools -----	1	(D)	(D)	(D)	AA
8244	Business and secretarial schools -----	—	—	—	—	—
8249	Vocational schools, n.e.c. -----	42	34 444	11 888	2 985	935
829	Schools and educational services, n.e.c. -----	113	(D)	(D)	(D)	GG
83	Social services -----	2 257	(D)	(D)	(D)	KK
835	Child day care services -----	419	(D)	(D)	(D)	II
832, 3, 6, 9	Other social services -----	1 838	1 791 769	612 666	148 089	37 382
832	Individual and family social services -----	807	579 560	260 973	62 529	15 814
833	Job training and vocational rehabilitation services -----	196	(D)	(D)	(D)	II
836	Residential care -----	394	354 278	147 716	35 426	9 007
839	Social services, n.e.c. -----	441	(D)	(D)	(D)	II
861, 2, 4, 9	Selected membership organizations -----	1 909	(D)	(D)	(D)	KK
861	Business associations -----	492	1 092 710	303 128	74 239	8 485
864	Civic, social, and fraternal associations -----	954	(D)	(D)	(D)	JJ
862, 9	Other membership organizations -----	463	1 068 112	270 037	64 839	8 784
862	Professional membership organizations -----	235	720 408	197 763	46 859	5 552
869	Membership organizations, n.e.c. -----	228	347 704	72 274	17 980	3 232
873, 4 ex. 8744	Research, testing, and consulting services, except facilities support management services -----	183	(D)	(D)	(D)	JJ
873	Research, development, and testing services -----	117	(D)	(D)	(D)	JJ
8731	Commercial physical and biological research -----	9	670 039	322 669	77 061	8 549
8732	Commercial economic, sociological, and educational research -----	23	(D)	(D)	(D)	FF
8733	Noncommercial research organizations -----	78	(D)	(D)	(D)	GG
8734	Testing laboratories -----	7	(D)	(D)	(D)	GG
874 ex. 8744	Management and public relations services, except facilities support management services -----	66	(D)	(D)	(D)	GG
8741	Management services -----	21	(D)	(D)	(D)	FF
8742	Management consulting services -----	11	(D)	(D)	(D)	EE
8743	Public relations services -----	4	(D)	(D)	(D)	AA
8748	Business consulting services, n.e.c. -----	30	(D)	(D)	(D)	CC
Chicago, IL PMSA						
Total -----		4 958	17 326 494	6 997 957	1 686 702	274 870
(See appropriate State for SIC detail.)						
Gary, IN PMSA						
Total -----		395	1 060 971	417 313	99 750	19 825
(See appropriate State for SIC detail.)						
Kankakee, IL PMSA						
Total -----		68	159 569	60 873	14 300	3 383
(See appropriate State for SIC detail.)						
Kenosha, WI PMSA						
Total -----		102	145 627	56 568	13 555	3 376
7032, 704	Camps and membership lodging -----	1	(D)	(D)	(D)	BB
792, 7991 pt., 7997, 7999 pt., 84	Selected amusement, recreation, and related services -----	5	(D)	(D)	(D)	BB
8011 pt.; 8021 pt.; 805, 6, 8, 9	Selected health services -----	15	100 614	42 599	10 349	2 127
8111 pt.	Legal aid societies and similar legal services -----	1	(D)	(D)	(D)	AA
823, 4, 9	Selected educational services -----	1	(D)	(D)	(D)	AA
83	Social services -----	53	16 990	8 178	1 933	852
835	Child day care services -----	5	434	284	86	41
832, 3, 6, 9	Other social services -----	48	16 556	7 894	1 847	811
861, 2, 4, 9	Selected membership organizations -----	21	9 047	2 853	681	258
873, 4 ex. 8744	Research, testing, and consulting services, except facilities support management services -----	5	(D)	(D)	(D)	BB

WI-106 WISCONSIN

SERVICE INDUSTRIES—GEOGRAPHIC AREA SERIES

Table 7b. **Summary Statistics for Firms Exempt From Federal Income Tax for Metropolitan Areas: 1992—Con.**

[Includes only establishments with payroll. For meaning of abbreviations and symbols, see introductory text. For explanation of terms and comparability of 1987 and 1992 censuses, see appendix A. For definitions of CMSA's, MSA's, and PMSA's, see appendix D]

SIC code	Geographic area and kind of business or operation	Establishments (number)	Revenue (\$1,000)	Annual payroll (\$1,000)	First-quarter payroll (\$1,000)	Paid employees for pay period including March 12 (number)
DULUTH-SUPERIOR, MN-WI MSA						
	Total	391	547 486	246 186	73 659	12 322
7032, 704	Camps and membership lodging	4	2 323	792	121	44
792, 7991 pt., 7997, 7999 pt., 84	Selected amusement, recreation, and related services	21	7 090	1 936	381	225
8011 pt.; 8021 pt.; 805, 6, 8, 9	Selected health services	54	424 663	209 196	64 906	8 618
8111 pt.	Legal aid societies and similar legal services	3	(D)	(D)	(D)	BB
823, 4, 9	Selected educational services	7	3 517	1 573	319	70
83	Social services	135	64 383	23 229	5 622	2 167
835	Child day care services	13	1 297	846	202	87
832, 3, 6, 9	Other social services	122	63 086	22 383	5 420	2 080
861, 2, 4, 9	Selected membership organizations	162	41 662	8 012	1 950	1 138
873, 4 ex. 8744	Research, testing, and consulting services, except facilities support management services	5	(D)	(D)	(D)	BB
EAU CLAIRE, WI MSA						
	Total	156	206 008	89 317	20 882	5 161
7032, 704	Camps and membership lodging	2	(D)	(D)	(D)	AA
792, 7991 pt., 7997, 7999 pt., 84	Selected amusement, recreation, and related services	7	1 533	437	93	37
8011 pt.; 8021 pt.; 805, 6, 8, 9	Selected health services	34	166 956	76 185	17 828	3 964
8111 pt.	Legal aid societies and similar legal services	—	—	—	—	—
823, 4, 9	Selected educational services	2	(D)	(D)	(D)	AA
83	Social services	61	27 434	9 281	2 101	718
835	Child day care services	10	681	405	93	50
832, 3, 6, 9	Other social services	51	26 753	8 876	2 008	668
861, 2, 4, 9	Selected membership organizations	47	9 277	3 049	772	431
873, 4 ex. 8744	Research, testing, and consulting services, except facilities support management services	3	606	253	71	8
GREEN BAY, WI MSA						
	Total	145	334 108	142 543	34 384	7 681
7032, 704	Camps and membership lodging	—	—	—	—	—
792, 7991 pt., 7997, 7999 pt., 84	Selected amusement, recreation, and related services	15	(D)	(D)	(D)	CC
8011 pt.; 8021 pt.; 805, 6, 8, 9	Selected health services	14	280 170	123 716	29 801	5 910
8111 pt.	Legal aid societies and similar legal services	1	(D)	(D)	(D)	AA
823, 4, 9	Selected educational services	—	—	—	—	—
83	Social services	71	32 441	12 090	2 986	882
835	Child day care services	22	4 109	1 890	435	238
832, 3, 6, 9	Other social services	49	28 332	10 200	2 551	644
861, 2, 4, 9	Selected membership organizations	42	14 818	4 487	1 126	741
873, 4 ex. 8744	Research, testing, and consulting services, except facilities support management services	2	(D)	(D)	(D)	AA

SERVICE INDUSTRIES—GEOGRAPHIC AREA SERIES

WISCONSIN WI-107

Table 7b. Summary Statistics for Firms Exempt From Federal Income Tax for Metropolitan Areas: 1992—Con.

[Includes only establishments with payroll. For meaning of abbreviations and symbols, see introductory text. For explanation of terms and comparability of 1987 and 1992 censuses, see appendix A. For definitions of CMSA's, MSA's, and PMSA's, see appendix D]

SIC code	Geographic area and kind of business or operation	Establishments (number)	Revenue (\$1,000)	Annual payroll (\$1,000)	First-quarter payroll (\$1,000)	Paid employees for pay period including March 12 (number)
JANESVILLE-BELOIT, WI MSA						
	Total	133	174 414	80 798	19 043	4 191
7032, 704	Camps and membership lodging	1	(D)	(D)	(D)	AA
792, 7991 pt., 7997, 7999 pt., 84	Selected amusement, recreation, and related services	9	(D)	(D)	(D)	CC
8011 pt.; 8021 pt.; 805, 6, 8, 9	Selected health services	13	137 392	64 984	15 338	2 655
8111 pt.	Legal aid societies and similar legal services	1	(D)	(D)	(D)	AA
823, 4, 9	Selected educational services	1	(D)	(D)	(D)	AA
83	Social services	62	21 738	10 291	2 495	976
835	Child day care services	7	2 256	1 313	335	167
832, 3, 6, 9	Other social services	55	19 482	8 978	2 160	809
861, 2, 4, 9	Selected membership organizations	46	9 804	3 420	813	437
873, 4 ex. 8744	Research, testing, and consulting services, except facilities support management services	-	-	-	-	-
LA CROSSE, WI-MN MSA						
	Total	167	399 974	185 702	46 107	8 760
7032, 704	Camps and membership lodging	-	-	-	-	-
792, 7991 pt., 7997, 7999 pt., 84	Selected amusement, recreation, and related services	9	(D)	(D)	(D)	BB
8011 pt.; 8021 pt.; 805, 6, 8, 9	Selected health services	32	342 924	165 193	40 452	6 400
8111 pt.	Legal aid societies and similar legal services	-	-	-	-	-
823, 4, 9	Selected educational services	2	(D)	(D)	(D)	AA
83	Social services	74	40 448	14 748	4 314	1 592
835	Child day care services	21	3 686	1 489	381	231
832, 3, 6, 9	Other social services	53	36 762	13 259	3 933	1 361
861, 2, 4, 9	Selected membership organizations	48	10 332	3 441	852	601
873, 4 ex. 8744	Research, testing, and consulting services, except facilities support management services	2	(D)	(D)	(D)	BB
MADISON, WI MSA						
	Total	638	1 190 376	454 281	104 005	20 573
7032, 704	Camps and membership lodging	16	(D)	(D)	(D)	BB
792, 7991 pt., 7997, 7999 pt., 84	Selected amusement, recreation, and related services	28	14 854	5 832	1 225	525
8011 pt.; 8021 pt.; 805, 6, 8, 9	Selected health services	36	752 217	332 735	75 120	12 797
8011 pt., 8021 pt. 805	Clinics of doctors of medicine and dentists	7	(D)	(D)	(D)	EE
	Nursing and personal care facilities	8	26 914	15 378	3 819	1 046
806	Hospitals	8	643 693	298 270	66 693	10 849
8062	General medical and surgical hospitals	6	(D)	(D)	(D)	II
8063, 9	Specialty hospitals	2	(D)	(D)	(D)	GG
808, 9	Other health services	13	(D)	(D)	(D)	EE
8111 pt.	Legal aid societies and similar legal services	3	(D)	(D)	(D)	BB
823, 4, 9	Selected educational services	14	5 434	1 536	392	77
83	Social services	296	207 716	55 976	13 214	4 281
835	Child day care services	64	10 748	6 092	1 473	815
832, 3, 6, 9	Other social services	232	196 968	49 884	11 741	3 466
832	Individual and family social services	91	45 801	22 035	5 064	1 396
833	Job training and vocational rehabilitation services	28	17 222	9 500	2 173	772
836	Residential care	55	16 594	7 920	2 001	562
839	Social services, n.e.c.	58	117 351	10 429	2 503	736
861, 2, 4, 9	Selected membership organizations	221	195 256	52 558	12 675	2 604
861	Business associations	71	102 290	25 949	6 156	805
864	Civic, social, and fraternal associations	82	31 188	6 893	1 638	748
862, 9	Other membership organizations	68	61 778	19 716	4 881	1 051

WI-108 WISCONSIN

SERVICE INDUSTRIES—GEOGRAPHIC AREA SERIES

Table 7b. Summary Statistics for Firms Exempt From Federal Income Tax for Metropolitan Areas: 1992—Con.

[Includes only establishments with payroll. For meaning of abbreviations and symbols, see introductory text. For explanation of terms and comparability of 1987 and 1992 censuses, see appendix A. For definitions of CMSA's, MSA's, and PMSA's, see appendix D]

SIC code	Geographic area and kind of business or operation	Establishments (number)	Revenue (\$1,000)	Annual payroll (\$1,000)	First-quarter payroll (\$1,000)	Paid employees for pay period including March 12 (number)
MADISON, WI MSA—Con.						
873, 4 ex. 8744	Research, testing, and consulting services, except facilities support management services -----	24	11 056	4 553	1 107	196
873	Research, development, and testing services -----	14	6 965	3 060	773	138
874 ex. 8744	Management and public relations services, except facilities support management services -----	10	4 091	1 493	334	58
MILWAUKEE-RACINE, WI CMSA						
Total -----		1 415	3 679 988	1 386 295	332 004	69 687
7032, 704	Camps and membership lodging -----	8	(D)	(D)	(D)	BB
7032	Sporting and recreational camps -----	6	(D)	(D)	(D)	BB
704	Organization hotels and lodging houses, on membership basis -----	2	(D)	(D)	(D)	AA
792, 7991 pt., 7997, 7999 pt., 84	Selected amusement, recreation, and related services -----	114	143 426	50 973	10 699	3 070
792	Theatrical producers (except motion picture), bands, orchestras, and entertainers -----	36	(D)	(D)	(D)	GG
7922	Theatrical producers (except motion picture) and miscellaneous theatrical services -----	14	(D)	(D)	(D)	EE
7922 pt.	Producers of live theatrical productions -----	12	(D)	(D)	(D)	EE
7922 pt.	Producers of radio and television shows, except tape -----	—	—	—	—	—
7922 pt.	Artists' and entertainers' managers or agents, concert bureaus, booking agents -----	—	—	—	—	—
7922 pt. 7929	Other theatrical services -----	2	(D)	(D)	(D)	AA
7929 pt. 7929 pt.	Bands, orchestras, actors, and other entertainers and entertainment groups -----	22	(D)	(D)	(D)	FF
7929 pt. 7929 pt.	Dance groups and artists -----	6	(D)	(D)	(D)	CC
7929 pt. 7929 pt.	Symphony orchestras, opera companies, and chamber music organizations -----	11	(D)	(D)	(D)	FF
7929 pt. 7929 pt.	Other music groups and artists -----	5	(D)	(D)	(D)	AA
7929 pt. 7929 pt.	Other entertainers and entertainment groups -----	—	—	—	—	—
7991 pt., 7997	Gymnasiums, athletic clubs, and membership sports and recreation clubs -----	53	74 579	24 090	4 577	1 268
7991 pt. 7997	Gymnasiums and athletic clubs -----	—	—	—	—	—
7997	Membership sports and recreation clubs -----	53	74 579	24 090	4 577	1 268
7999 pt.	Fairs -----	5	(D)	(D)	(D)	CC
84	Museums, art galleries, and botanical and zoological gardens -----	20	(D)	(D)	(D)	EE
841	Museums and art galleries -----	17	(D)	(D)	(D)	EE
842	Arboreta and botanical or zoological gardens -----	3	(D)	(D)	(D)	BB
8011 pt.; 8021 pt.; 805, 6, 8, 9	Selected health services -----	183	2 732 647	1 083 496	261 177	48 095
8011 pt., 8021 pt.	Clinics of doctors of medicine and dentists -----	19	(D)	(D)	(D)	GG
8011 pt. 8021 pt.	General medical clinics -----	19	(D)	(D)	(D)	GG
8021 pt.	Dental clinics -----	—	—	—	—	—
805	Nursing and personal care facilities -----	66	(D)	(D)	(D)	II
8051	Skilled nursing care facilities -----	34	(D)	(D)	(D)	II
8052	Intermediate care facilities -----	32	(D)	(D)	(D)	EE
8059	Nursing and personal care facilities, n.e.c. -----	—	—	—	—	—
806	Hospitals -----	35	(D)	(D)	(D)	KK
8062	General medical and surgical hospitals -----	24	(D)	(D)	(D)	KK
8062 pt.	General medical and surgical hospitals, nongovernment -----	22	(D)	(D)	(D)	KK
8062 pt.	General medical and surgical hospitals, government -----	2	(D)	(D)	(D)	HH
8063, 9	Specialty hospitals -----	11	(D)	(D)	(D)	HH
8063	Psychiatric hospitals -----	5	(D)	(D)	(D)	GG
8063 pt.	Psychiatric hospitals, nongovernment -----	4	(D)	(D)	(D)	FF
8063 pt.	Psychiatric hospitals, government -----	1	(D)	(D)	(D)	GG
8069	Specialty hospitals, except psychiatric -----	6	(D)	(D)	(D)	HH
8069 pt.	Specialty hospitals, except psychiatric; nongovernment -----	6	(D)	(D)	(D)	HH
8069 pt.	Specialty hospitals, except psychiatric; government -----	—	—	—	—	—
808, 9	Other health services -----	63	(D)	(D)	(D)	GG
808	Home health care services -----	15	(D)	(D)	(D)	GG
809	Miscellaneous health and allied services, n.e.c. -----	48	(D)	(D)	(D)	GG
8092	Kidney dialysis centers -----	—	—	—	—	—
8093	Specialty outpatient facilities, n.e.c. -----	37	(D)	(D)	(D)	FF
8099	Health and allied services, n.e.c. -----	11	(D)	(D)	(D)	EE
8111 pt.	Legal aid societies and similar legal services -----	5	(D)	(D)	(D)	BB
823, 4, 9	Selected educational services -----	46	(D)	(D)	(D)	EE
823	Libraries -----	4	(D)	(D)	(D)	AA
824	Vocational schools -----	9	3 066	1 541	764	108
8243	Data processing schools -----	—	—	—	—	—
8244	Business and secretarial schools -----	—	—	—	—	—
8249	Vocational schools, n.e.c. -----	9	3 066	1 541	764	108
829	Schools and educational services, n.e.c. -----	33	(D)	(D)	(D)	CC

SERVICE INDUSTRIES—GEOGRAPHIC AREA SERIES

WISCONSIN WI-109

Table 7b. Summary Statistics for Firms Exempt From Federal Income Tax for Metropolitan Areas: 1992—Con.

[Includes only establishments with payroll. For meaning of abbreviations and symbols, see introductory text. For explanation of terms and comparability of 1987 and 1992 censuses, see appendix A. For definitions of CMSA's, MSA's, and PMSA's, see appendix D]

SIC code	Geographic area and kind of business or operation	Establishments (number)	Revenue (\$1,000)	Annual payroll (\$1,000)	First-quarter payroll (\$1,000)	Paid employees for pay period including March 12 (number)
MILWAUKEE-RACINE, WI CMSA—Con.						
83	Social services	649	436 946	167 399	40 113	12 718
835	Child day care services	117	29 333	15 583	3 979	1 654
832, 3, 6, 9	Other social services	532	407 613	151 816	36 134	11 064
832	Individual and family social services	257	89 550	41 462	10 003	2 714
833	Job training and vocational rehabilitation services	47	96 650	39 421	9 040	3 725
836	Residential care	108	98 381	43 050	10 367	3 031
839	Social services, n.e.c.	120	123 032	27 883	6 724	1 594
861, 2, 4, 9	Selected membership organizations	383	333 046	70 094	16 345	5 064
861	Business associations	79	48 756	14 701	3 278	531
864	Civic, social, and fraternal associations	220	89 436	32 859	7 791	3 465
862, 9	Other membership organizations	84	194 854	22 534	5 276	1 068
862	Professional membership organizations	35	(D)	(D)	(D)	EE
869	Membership organizations, n.e.c.	49	(D)	(D)	(D)	FF
873, 4 ex. 8744	Research, testing, and consulting services, except facilities support management services	27	16 045	6 859	1 497	253
873	Research, development, and testing services	11	6 597	2 482	368	117
8731	Commercial physical and biological research	1	(D)	(D)	(D)	BB
8732	Commercial economic, sociological, and educational research	6	1 269	536	135	20
8733	Noncommercial research organizations	3	(D)	(D)	(D)	AA
8734	Testing laboratories	1	(D)	(D)	(D)	AA
874 ex. 8744	Management and public relations services, except facilities support management services	16	9 448	4 377	1 129	136
8741	Management services	4	4 342	2 164	588	40
8742	Management consulting services	5	1 838	794	209	33
8743	Public relations services	2	(D)	(D)	(D)	BB
8748	Business consulting services, n.e.c.	5	(D)	(D)	(D)	BB
Milwaukee-Waukesha, WI PMSA						
	Total	1 284	3 454 353	1 288 917	308 446	63 700
7032, 704	Camps and membership lodging	7	(D)	(D)	(D)	BB
7032	Sporting and recreational camps	5	(D)	(D)	(D)	BB
704	Organization hotels and lodging houses, on membership basis	2	(D)	(D)	(D)	AA
792, 7991 pt., 7997, 7999 pt., 84	Selected amusement, recreation, and related services	99	134 580	47 813	10 168	2 761
792	Theatrical producers (except motion picture), bands, orchestras, and entertainers	34	32 328	15 629	3 795	1 176
7922	Theatrical producers (except motion picture) and miscellaneous theatrical services	13	10 795	5 614	1 364	368
7922 pt.	Producers of live theatrical productions	11	(D)	(D)	(D)	EE
7922 pt.	Producers of radio and television shows, except tape	—	—	—	—	—
7922 pt.	Artists' and entertainers' managers or agents, concert bureaus, booking agents	—	—	—	—	—
7922 pt.	Other theatrical services	2	(D)	(D)	(D)	AA
7929	Bands, orchestras, actors, and other entertainers and entertainment groups	21	21 533	10 015	2 431	808
7929 pt.	Dance groups and artists	6	(D)	(D)	(D)	CC
7929 pt.	Symphony orchestras, opera companies, and chamber music organizations	10	16 509	7 677	1 814	602
7929 pt.	Other music groups and artists	5	(D)	(D)	(D)	AA
7929 pt.	Other entertainers and entertainment groups	—	—	—	—	—
7991 pt., 7997	Gymnasiums, athletic clubs, and membership sports and recreation clubs	44	68 361	21 717	4 222	1 120
7991 pt.	Gymnasiums and athletic clubs	—	—	—	—	—
7997	Membership sports and recreation clubs	44	68 361	21 717	4 222	1 120
7999 pt.	Fairs	4	(D)	(D)	(D)	BB
84	Museums, art galleries, and botanical and zoological gardens	17	(D)	(D)	(D)	EE
841	Museums and art galleries	15	14 497	7 419	1 637	380
842	Arboreta and botanical or zoological gardens	2	(D)	(D)	(D)	BB
8011 pt., 8021 pt., 805, 6, 8, 9	Selected health services	165	2 559 279	1 009 596	242 942	44 474
8011 pt., 8021 pt.	Clinics of doctors of medicine and dentists	18	(D)	(D)	(D)	GG
8011 pt.	General medical clinics	18	(D)	(D)	(D)	GG
8021 pt.	Dental clinics	—	—	—	—	—
805	Nursing and personal care facilities	60	181 033	108 105	25 592	7 298
8051	Skilled nursing care facilities	29	173 946	104 993	24 781	7 022
8052	Intermediate care facilities	31	7 087	3 112	811	276
8059	Nursing and personal care facilities, n.e.c.	—	—	—	—	—
806	Hospitals	32	2 125 952	832 479	201 114	34 136
8062	General medical and surgical hospitals	21	(D)	(D)	(D)	KK
8062 pt.	General medical and surgical hospitals, nongovernment	19	1 513 815	587 126	140 505	24 970
8062 pt.	General medical and surgical hospitals, government	2	(D)	(D)	(D)	HH
8063, 9	Specialty hospitals	11	(D)	(D)	(D)	HH
8063	Psychiatric hospitals	5	(D)	(D)	(D)	GG
8063 pt.	Psychiatric hospitals, nongovernment	4	(D)	(D)	(D)	FF
8063 pt.	Psychiatric hospitals, government	1	(D)	(D)	(D)	GG
8069	Specialty hospitals, except psychiatric	6	(D)	(D)	(D)	HH
8069 pt.	Specialty hospitals, except psychiatric; nongovernment	6	(D)	(D)	(D)	HH
8069 pt.	Specialty hospitals, except psychiatric; government	—	—	—	—	—

WI-110 WISCONSIN

SERVICE INDUSTRIES—GEOGRAPHIC AREA SERIES

Table 7b. Summary Statistics for Firms Exempt From Federal Income Tax for Metropolitan Areas: 1992—Con.

[Includes only establishments with payroll. For meaning of abbreviations and symbols, see introductory text. For explanation of terms and comparability of 1987 and 1992 censuses, see appendix A. For definitions of CMSA's, MSA's, and PMSA's, see appendix D]

SIC code	Geographic area and kind of business or operation	Establishments (number)	Revenue (\$1,000)	Annual payroll (\$1,000)	First-quarter payroll (\$1,000)	Paid employees for pay period including March 12 (number)
	MILWAUKEE-RACINE, WI CMSA—Con.					
	Milwaukee-Waukesha, WI PMSA—Con.					
8011 pt.; 8021 pt.; 805, 6, 8, 9	Selected health services—Con.					
808, 9	Other health services	55	(D)	(D)	(D)	GG
808	Home health care services	12	25 017	14 940	3 705	989
809	Miscellaneous health and allied services, n.e.c.	43	(D)	(D)	(D)	FF
8092	Kidney dialysis centers	—	—	—	—	—
8093	Specialty outpatient facilities, n.e.c.	33	(D)	(D)	(D)	FF
8099	Health and allied services, n.e.c.	10	(D)	(D)	(D)	EE
8111 pt.	Legal aid societies and similar legal services	4	(D)	(D)	(D)	BB
823, 4, 9	Selected educational services	45	10 952	4 002	1 370	346
823	Libraries.....	4	(D)	(D)	(D)	AA
824	Vocational schools	9	3 066	1 541	764	108
8243	Data processing schools	—	—	—	—	—
8244	Business and secretarial schools	—	—	—	—	—
8249	Vocational schools, n.e.c.	9	3 066	1 541	764	108
829	Schools and educational services, n.e.c.	32	(D)	(D)	(D)	CC
83	Social services	593	403 973	151 029	36 207	10 965
835	Child day care services	108	27 970	14 758	3 781	1 562
832, 3, 6, 9	Other social services	485	376 003	136 271	32 426	9 403
832	Individual and family social services	235	82 691	37 865	9 029	2 373
833	Job training and vocational rehabilitation services	41	84 571	32 109	7 432	2 957
836	Residential care	97	91 022	39 659	9 546	2 665
839	Social services, n.e.c.	112	117 719	26 638	6 419	1 408
861, 2, 4, 9	Selected membership organizations	344	323 316	66 396	15 502	4 772
861	Business associations	74	45 714	13 345	2 982	449
864	Civic, social, and fraternal associations	193	84 250	31 027	7 356	3 283
862, 9	Other membership organizations	77	193 352	22 024	5 164	1 040
862	Professional membership organizations	34	44 784	9 706	2 272	373
869	Membership organizations, n.e.c.	43	148 568	12 318	2 892	667
873, 4 ex. 8744	Research, testing, and consulting services, except facilities support management services	27	16 045	6 859	1 497	253
873	Research, development, and testing services	11	6 597	2 482	368	117
8731	Commercial physical and biological research	1	(D)	(D)	(D)	BB
8732	Commercial economic, sociological, and educational research	6	1 269	536	135	20
8733	Noncommercial research organizations	3	(D)	(D)	(D)	AA
8734	Testing laboratories	1	(D)	(D)	(D)	AA
874 ex. 8744	Management and public relations services, except facilities support management services	16	9 448	4 377	1 129	136
8741	Management services	4	4 342	2 164	588	40
8742	Management consulting services	5	1 838	794	209	33
8743	Public relations services	2	(D)	(D)	(D)	BB
8748	Business consulting services, n.e.c.	5	(D)	(D)	(D)	BB
	Racine, WI PMSA					
	Total	131	225 635	97 378	23 558	5 987
7032, 704	Camps and membership lodging	1	(D)	(D)	(D)	AA
792, 7991 pt., 7997, 7999 pt., 84	Selected amusement, recreation, and related services	15	8 846	3 160	531	309
8011 pt.; 8021 pt.; 805, 6, 8, 9	Selected health services	18	173 368	73 900	18 235	3 621
8111 pt.	Legal aid societies and similar legal services	1	(D)	(D)	(D)	AA
823, 4, 9	Selected educational services	1	(D)	(D)	(D)	AA
83	Social services	56	32 973	16 370	3 906	1 753
835	Child day care services	9	1 363	825	198	92
832, 3, 6, 9	Other social services	47	31 610	15 545	3 708	1 661
861, 2, 4, 9	Selected membership organizations	39	9 730	3 698	843	292
873, 4 ex. 8744	Research, testing, and consulting services, except facilities support management services	—	—	—	—	—

SERVICE INDUSTRIES—GEOGRAPHIC AREA SERIES

WISCONSIN WI-111

Table 7b. Summary Statistics for Firms Exempt From Federal Income Tax for Metropolitan Areas: 1992—Con.

[Includes only establishments with payroll. For meaning of abbreviations and symbols, see introductory text. For explanation of terms and comparability of 1987 and 1992 censuses, see appendix A. For definitions of CMSA's, MSA's, and PMSA's, see appendix D]

SIC code	Geographic area and kind of business or operation	Establishments (number)	Revenue (\$1,000)	Annual payroll (\$1,000)	First-quarter payroll (\$1,000)	Paid employees for pay period including March 12 (number)
MINNEAPOLIS—ST. PAUL, MN—WI MSA						
	Total	2 711	5 826 462	2 439 305	581 556	110 776
7032, 704	Camps and membership lodging	35	8 753	2 012	381	185
7032	Sporting and recreational camps	13	5 566	1 588	270	117
704	Organization hotels and lodging houses, on membership basis	22	3 187	424	111	68
792, 7991 pt., 7997, 7999 pt., 84	Selected amusement, recreation, and related services	159	234 484	85 269	18 908	4 812
792	Theatrical producers (except motion picture), bands, orchestras, and entertainers	55	79 495	31 032	6 949	1 720
7922	Theatrical producers (except motion picture) and miscellaneous theatrical services	31	35 540 (D)	15 180 (D)	3 275 (D)	1 135 FF
7922 pt.	Producers of live theatrical productions	24	(D)	(D)	(D)	(D)
7922 pt.	Producers of radio and television shows, except tape	—	—	—	—	—
7922 pt.	Artists' and entertainers' managers or agents, concert bureaus, booking agents	—	—	—	—	—
7922 pt.	Other theatrical services	7	(D)	(D)	(D)	EE
7929	Bands, orchestras, actors, and other entertainers and entertainment groups	24	43 955 (D)	15 852 (D)	3 674 (D)	585 BB
7929 pt.	Dance groups and artists	4	(D)	(D)	(D)	(D)
7929 pt.	Symphony orchestras, opera companies, and chamber music organizations	10	41 596 (D)	15 255 (D)	3 541 (D)	522 BB
7929 pt.	Other music groups and artists	10	(D)	(D)	(D)	(D)
7929 pt.	Other entertainers and entertainment groups	—	—	—	—	—
7991 pt., 7997	Gymnasiums, athletic clubs, and membership sports and recreation clubs	57	65 546	23 673	4 701	1 677
7991 pt.	Gymnasiums and athletic clubs	6	2 926	762	179	114
7997	Membership sports and recreation clubs	51	62 620	22 911	4 522	1 563
7999 pt.	Fairs	16	4 739	453	81	55
84	Museums, art galleries, and botanical and zoological gardens	31	84 704 (D)	30 111 (D)	7 177 (D)	1 360 GG
841	Museums and art galleries	30	(D)	(D)	(D)	(D)
842	Arboreta and botanical or zoological gardens	1	(D)	(D)	(D)	AA
8011 pt., 8021 pt., 805, 6, 8, 9	Selected health services	320	4 051 458	1 875 445	447 604	72 167
8011 pt., 8021 pt.	Clinics of doctors of medicine and dentists	71	575 917	247 441	54 089	7 033
8011 pt.	General medical clinics	67	(D)	(D)	(D)	II
8021 pt.	Dental clinics	4	(D)	(D)	(D)	BB
805	Nursing and personal care facilities	124	377 696	194 964	46 678	13 249
8051	Skilled nursing care facilities	65	338 580	172 949	41 547	11 690
8052	Intermediate care facilities	51	35 964	20 626	4 816	1 462
8059	Nursing and personal care facilities, n.e.c.	8	3 152	1 389	315	97
806	Hospitals	43	2 906 955 (D)	1 354 193 (D)	328 817 (D)	47 803 KK
8062	General medical and surgical hospitals	35	(D)	(D)	(D)	(D)
8062 pt.	General medical and surgical hospitals, nongovernment	28	1 895 695 (D)	832 565 (D)	202 074 (D)	31 026 JJ
8062 pt.	General medical and surgical hospitals, government	7	(D)	(D)	(D)	(D)
8063, 9	Specialty hospitals	8	(D)	(D)	(D)	HH
8063	Psychiatric hospitals	2	(D)	(D)	(D)	FF
8063 pt.	Psychiatric hospitals, nongovernment	1	(D)	(D)	(D)	BB
8063 pt.	Psychiatric hospitals, government	1	(D)	(D)	(D)	EE
8069	Specialty hospitals, except psychiatric	6	205 442	94 055	23 165	3 006
8069 pt.	Specialty hospitals, except psychiatric; nongovernment	6	205 442	94 055	23 165	3 006
8069 pt.	Specialty hospitals, except psychiatric; government	—	—	—	—	—
808, 9	Other health services	82	190 890	78 847	18 020	4 082
808	Home health care services	21	58 917	33 481	7 419	1 964
809	Miscellaneous health and allied services, n.e.c.	61	131 973	45 366	10 601	2 118
8092	Kidney dialysis centers	8	(D)	(D)	(D)	EE
8093	Specialty outpatient facilities, n.e.c.	44	40 705 (D)	25 675 (D)	5 991 (D)	1 372 EE
8099	Health and allied services, n.e.c.	9	(D)	(D)	(D)	EE
8111 pt.	Legal aid societies and similar legal services	21	10 433	6 602	1 652	260
823, 4, 9	Selected educational services	78	55 805	13 305	3 254	632
823	Libraries	3	(D)	(D)	(D)	BB
824	Vocational schools	14	7 227	2 876	726	130
8243	Data processing schools	—	—	—	—	—
8244	Business and secretarial schools	1	(D)	(D)	(D)	BB
8249	Vocational schools, n.e.c.	13	(D)	(D)	(D)	BB
829	Schools and educational services, n.e.c.	61	(D)	(D)	(D)	EE
83	Social services	1 030	797 666	295 984	71 588	20 986
835	Child day care services	171	41 346	21 488	5 242	2 023
832, 3, 6, 9	Other social services	859	756 320	274 496	66 346	18 963
832	Individual and family social services	381	284 816	127 572	30 324	8 182
833	Job training and vocational rehabilitation services	92	77 263	37 650	8 957	4 040
836	Residential care	140	109 392	39 334	9 752	2 652
839	Social services, n.e.c.	246	284 849	69 940	17 313	4 089
861, 2, 4, 9	Selected membership organizations	985	598 128	135 304	32 366	10 794
861	Business associations	205	125 687	35 131	8 485	1 209
864	Civic, social, and fraternal associations	565	306 743	59 668	14 245	7 457
862, 9	Other membership organizations	215	165 698	40 505	9 636	2 128
862	Professional membership organizations	147	49 740	13 613	3 266	529
869	Membership organizations, n.e.c.	68	115 958	26 892	6 370	1 599

WI-112 WISCONSIN

SERVICE INDUSTRIES—GEOGRAPHIC AREA SERIES

Table 7b. Summary Statistics for Firms Exempt From Federal Income Tax for Metropolitan Areas: 1992—Con.

[Includes only establishments with payroll. For meaning of abbreviations and symbols, see introductory text. For explanation of terms and comparability of 1987 and 1992 censuses, see appendix A. For definitions of CMSA's, MSA's, and PMSA's, see appendix D]

SIC code	Geographic area and kind of business or operation	Establishments (number)	Revenue (\$1,000)	Annual payroll (\$1,000)	First-quarter payroll (\$1,000)	Paid employees for pay period including March 12 (number)
MINNEAPOLIS-ST. PAUL, MN-WI MSA—Con.						
873, 4 ex. 8744	Research, testing, and consulting services, except facilities support management services -----	83	69 735	25 384	5 803	940
873	Research, development, and testing services -----	46	50 105	17 307	3 943	637
8731	Commercial physical and biological research -----	4	1 270	526	123	15
8732	Commercial economic, sociological, and educational research ----	5	(D)	(D)	(D)	AA
8733	Noncommercial research organizations -----	35	46 917	15 892	3 650	594
8734	Testing laboratories -----	2	(D)	(D)	(D)	AA
874 ex. 8744	Management and public relations services, except facilities support management services -----	37	19 630	8 077	1 860	303
8741	Management services -----	14	6 872	3 332	846	170
8742	Management consulting services -----	11	8 185	3 329	688	81
8743	Public relations services -----	1	(D)	(D)	(D)	AA
8748	Business consulting services, n.e.c. -----	11	(D)	(D)	(D)	BB
SHEBOYGAN, WI MSA						
	Total -----	87	93 930	38 026	9 213	2 694
7032, 704	Camps and membership lodging -----	2	(D)	(D)	(D)	AA
792, 7991 pt., 7997, 7999 pt., 84	Selected amusement, recreation, and related services -----	10	7 181	1 682	418	128
8011 pt.; 8021 pt.; 805, 6, 8, 9	Selected health services -----	9	73 904	31 034	7 588	1 801
8111 pt.	Legal aid societies and similar legal services -----	1	(D)	(D)	(D)	AA
823, 4, 9	Selected educational services -----	1	(D)	(D)	(D)	AA
83	Social services -----	34	7 687	3 143	738	434
835	Child day care services -----	6	436	255	59	34
832, 3, 6, 9	Other social services -----	28	7 251	2 888	679	400
861, 2, 4, 9	Selected membership organizations -----	29	4 608	1 916	438	322
873, 4 ex. 8744	Research, testing, and consulting services, except facilities support management services -----	1	(D)	(D)	(D)	AA
WAUSAU, WI MSA						
	Total -----	114	163 137	69 804	16 030	3 853
7032, 704	Camps and membership lodging -----	1	(D)	(D)	(D)	AA
792, 7991 pt., 7997, 7999 pt., 84	Selected amusement, recreation, and related services -----	6	(D)	(D)	(D)	BB
8011 pt.; 8021 pt.; 805, 6, 8, 9	Selected health services -----	14	(D)	(D)	(D)	HH
8111 pt.	Legal aid societies and similar legal services -----	1	(D)	(D)	(D)	AA
823, 4, 9	Selected educational services -----	5	(D)	(D)	(D)	BB
83	Social services -----	50	13 517	5 165	1 248	500
835	Child day care services -----	17	2 099	1 280	321	140
832, 3, 6, 9	Other social services -----	33	11 418	3 885	927	360
861, 2, 4, 9	Selected membership organizations -----	36	10 555	3 533	798	376
873, 4 ex. 8744	Research, testing, and consulting services, except facilities support management services -----	1	(D)	(D)	(D)	AA

Table 8a. Summary Statistics for Firms Subject to Federal Income Tax for the Area Outside Metropolitan Areas: 1992

[Includes only establishments with payroll. For meaning of abbreviations and symbols, see introductory text. For explanation of terms and comparability of 1987 and 1992 censuses, see appendix A. For definitions of CMSA's, MSA's, and PMSA's, see appendix D]

SIC code	Kind of business or operation	Establishments (number)	Receipts (\$1,000)	Annual payroll (\$1,000)	First-quarter payroll (\$1,000)	Paid employees for pay period including March 12 (number)
	Total	8 622	2 537 522	909 851	200 928	59 273
70 ex. 704	Hotels, rooming houses, camps, and other lodging places (except membership lodging)	806	283 340	69 779	13 448	7 424
7011	Hotels and motels	637	(D)	(D)	(D)	II
7011 pt.	Hotels	187	(D)	(D)	(D)	HH
7011 pt.	Hotels, 25 guestrooms or more	58	103 649	32 081	6 859	3 067
7011 pt.	Hotels, less than 25 guestrooms	129	(D)	(D)	(D)	EE
7011 pt.	Motels, motor hotels, and tourist courts	450	(D)	(D)	(D)	HH
7011 pt.	Motels, tourist courts	405	105 478	21 346	4 090	2 693
7011 pt.	Motor hotels	45	(D)	(D)	(D)	FF
702, 3	Other lodging places	169	(D)	(D)	(D)	EE
702	Rooming and boarding houses	17	(D)	(D)	(D)	BB
703	Camps and recreational vehicle parks	152	32 557	6 973	752	427
72	Personal services	1 423	180 395	55 891	12 669	5 498
721	Laundry, cleaning, and garment services	227	38 254	12 462	2 661	1 238
7211	Power laundries, family and commercial*	11	(D)	(D)	(D)	CC
7213	Linen supply*	4	(D)	(D)	(D)	BB
7215	Coin-operated laundries and drycleaning	90	8 066	1 494	319	248
7216	Drycleaning plants, except rug cleaning*	71	12 876	4 174	959	450
7217	Carpet and upholstery cleaning	32	(D)	(D)	(D)	CC
7218	Industrial laundriers*	4	(D)	(D)	(D)	CC
7212, 9	Other laundry, cleaning, and garment services*	15	993	320	67	41
7212	Garment pressing, and agents for laundries and drycleaners	5	485	152	33	13
7219	Laundry and garment services, n.e.c.*	10	508	168	34	28
722	Photographic studios, portrait	80	(D)	(D)	(D)	CC
723, 4	Beauty and barber shops	791	(D)	(D)	(D)	HH
723	Beauty shops	751	61 543	24 799	5 747	2 842
724	Barber shops	40	(D)	(D)	(D)	BB
725	Shoe repair shops and shoeshine parlors	8	(D)	(D)	(D)	AA
726	Funeral service and crematories	190	57 967	13 413	2 851	631
729	Miscellaneous personal services	127	8 651	2 082	831	527
7291	Tax return preparation services	80	6 064	1 572	715	420
7299	Miscellaneous personal services, n.e.c.	47	2 587	510	116	107
73	Business services	787	(D)	(D)	(D)	II
731	Advertising	48	(D)	(D)	(D)	CC
7311	Advertising agencies	31	9 707	2 262	455	102
7312	Outdoor advertising services	12	(D)	(D)	(D)	BB
7313	Radio, television, publishers' advertising representatives	5	(D)	(D)	(D)	BB
7319	Advertising, n.e.c.	-	-	-	-	-
732	Consumer credit reporting agencies, mercantile reporting agencies, and adjustment and collection agencies	24	(D)	(D)	(D)	CC
7322	Adjustment and collection services	24	(D)	(D)	(D)	CC
7323	Credit reporting services	-	-	-	-	-
733	Mailing, reproduction, commercial art and photography, and stenographic services	55	(D)	(D)	(D)	CC
7331	Direct mail advertising services	5	1 423	519	128	48
7334	Photocopying and duplicating services	6	(D)	(D)	(D)	BB
7335, 6	Commercial photography, art, and graphics	30	7 499	1 478	370	114
7335	Commercial photography	12	2 230	466	98	39
7336	Commercial art and graphic design	18	5 269	1 012	272	75
7338	Secretarial and court reporting services	14	(D)	(D)	(D)	BB
734	Services to dwellings and other buildings	227	(D)	(D)	(D)	GG
7342	Disinfecting and pest control services	18	(D)	(D)	(D)	BB
7349	Building cleaning and maintenance services, n.e.c.	209	21 773	9 566	2 070	1 538
735	Miscellaneous equipment rental and leasing	60	20 855	5 020	1 075	316
7352	Medical equipment rental and leasing	13	6 798	1 666	349	88
7353	Heavy construction equipment rental and leasing	5	2 374	483	82	23
7359	Equipment rental and leasing, n.e.c.	42	11 683	2 871	644	205
736	Personnel supply services	57	42 246	29 820	6 404	2 116
7361	Employment agencies	25	5 560	3 058	887	214
7363	Help supply services	32	36 686	26 762	5 517	1 902
7363 pt.	Temporary help supply	21	17 882	12 851	2 567	1 119
7363 pt.	Help supply, except temporary	11	18 804	13 911	2 950	783
737	Computer programming, data processing, and other computer related services	89	48 623	20 068	4 697	768
7371, 2, 3	Computer programming, prepackaged software, and integrated systems	54	(D)	(D)	(D)	EE
7371	Computer programming services	36	12 638	7 338	1 585	205
7372	Prepackaged software	11	(D)	(D)	(D)	BB
7373	Computer integrated systems	7	6 575	1 272	287	52
7374, 5, 6	Data processing services	18	16 624	7 862	1 923	376
7374, 5	Computer processing, information retrieval	17	(D)	(D)	(D)	EE
7376	Computer facilities management services	1	(D)	(D)	(D)	AA
7377, 8, 9	Computer rental and leasing, maintenance, and related services, n.e.c.	17	(D)	(D)	(D)	BB
7377	Computer rental and leasing	1	(D)	(D)	(D)	AA
7378	Computer maintenance and repair	7	6 124	1 659	415	59
7379	Computer related services, n.e.c.	9	(D)	(D)	(D)	AA

Table 8a. Summary Statistics for Firms Subject to Federal Income Tax for the Area Outside Metropolitan Areas: 1992 — Con.

[Includes only establishments with payroll. For meaning of abbreviations and symbols, see introductory text. For explanation of terms and comparability of 1987 and 1992 censuses, see appendix A. For definitions of CMSA's, MSA's, and PMSA's, see appendix D]

SIC code	Kind of business or operation	Establishments (number)	Receipts (\$1,000)	Annual payroll (\$1,000)	First-quarter payroll (\$1,000)	Paid employees for pay period including March 12 (number)
73	Business services—Con.					
738	Miscellaneous business services -----	227	99 120	26 367	5 968	1 622
7381, 2	Detective agencies and protective services -----	24	4 463	2 768	705	231
7381	Detective, guard, and armored car services -----	21	(D)	(D)	(D)	CC
7382	Security systems services -----	3	(D)	(D)	(D)	AA
7383	News syndicates -----	—	—	—	—	—
7384	Photofinishing laboratories* -----	14	14 384	3 393	777	201
7389	Business services, n.e.c. -----	189	80 273	20 206	4 486	1 190
7389 pt.	Sign painting shops -----	21	2 119	639	157	58
7389 pt.	Interior designing -----	13	3 371	355	55	48
7389 pt.	Telephone answering services -----	5	1 161	276	55	33
7389 pt.	Other business services -----	150	73 622	18 936	4 219	1 051
75	Automotive repair, services, and parking -----	890	219 936	46 730	10 977	3 184
751	Automotive rental and leasing, without drivers -----	32	(D)	(D)	(D)	CC
7513	Truck rental and leasing, without drivers -----	21	17 233	2 292	563	96
7514, 5	Passenger car rental and leasing -----	10	2 245	441	84	30
7514	Passenger car rental -----	7	(D)	(D)	(D)	BB
7515	Passenger car leasing -----	3	(D)	(D)	(D)	AA
7519	Utility trailer and recreational vehicle rental -----	1	(D)	(D)	(D)	AA
752	Automobile parking -----	—	—	—	—	—
753	Automotive repair shops -----	765	185 135	39 116	9 119	2 376
7532	Top, body, and upholstery repair shops and paint shops -----	317	(D)	(D)	(D)	GG
7532 pt.	Top and body repair shops -----	306	76 115	17 213	4 071	998
7532 pt.	Paint shops -----	11	(D)	(D)	(D)	BB
7538	General automotive repair shops -----	345	(D)	(D)	(D)	GG
7538 pt.	General automotive repair shops, except diesel -----	306	63 733	11 499	2 688	840
7538 pt.	Diesel repair shops -----	39	(D)	(D)	(D)	CC
7533, 4, 6, 7, 9	Other automotive repair shops -----	103	(D)	(D)	(D)	EE
7533	Automotive exhaust system repair shops -----	19	4 730	1 207	253	71
7534	Tire retreading and repair shops -----	5	(D)	(D)	(D)	BB
7536	Automotive glass replacement shops -----	20	6 787	1 578	385	68
7537	Automotive transmission repair shops -----	22	(D)	(D)	(D)	BB
7539	Automotive repair shops, n.e.c. -----	37	7 213	1 557	329	101
7539 pt.	Radiator repair -----	14	(D)	(D)	(D)	BB
7539 pt.	Brake, front end, and wheel alignment -----	14	3 322	524	108	35
7539 pt.	Automotive electrical and fuel system services -----	7	821	209	42	18
7539 pt.	Other automotive repair shops, n.e.c. -----	2	(D)	(D)	(D)	AA
754	Automotive services, except repair -----	93	(D)	(D)	(D)	FF
7542	Carwashes -----	66	10 698	3 649	915	566
7549	Automotive services, except repair and carwashes -----	27	(D)	(D)	(D)	CC
76	Miscellaneous repair services -----	416	(D)	(D)	(D)	GG
762	Electrical repair shops -----	84	(D)	(D)	(D)	EE
7622	Radio and television repair shops -----	29	(D)	(D)	(D)	BB
7623, 9	Other electrical and electronic repair shops -----	55	12 662	3 247	807	164
7623	Refrigeration and air-conditioning service and repair shops -----	24	5 297	1 275	321	55
7629	Electrical and electronic repair shops, n.e.c. -----	31	7 365	1 972	486	109
763	Watch, clock, and jewelry repair -----	4	(D)	(D)	(D)	AA
764	Reupholstery and furniture repair -----	23	(D)	(D)	(D)	BB
769	Miscellaneous repair and related services -----	305	74 901	17 404	3 824	1 057
7692	Welding repair -----	55	8 679	2 269	562	140
7694	Armature rewinding shops -----	16	6 062	1 322	321	77
7699	Repair shops and related services, n.e.c. -----	234	60 160	13 813	2 941	840
78, 79, 84	Amusement and recreation services, including motion pictures and museums -----	848	242 416	58 550	10 691	6 382
781, 2	Motion picture production, distribution, and services -----	15	(D)	(D)	(D)	BB
783	Motion picture theaters -----	54	11 293	1 704	377	444
7832	Motion picture theaters, except drive-in -----	50	10 969	1 665	376	443
7833	Drive-in motion picture theaters -----	4	324	39	1	1
784	Video tape rental -----	95	10 890	2 572	632	502
792	Theatrical producers (except motion picture), bands, orchestras, and entertainers -----	25	(D)	(D)	(D)	BB
7922	Theatrical producers (except motion picture) and miscellaneous theatrical services -----	8	(D)	(D)	(D)	BB
7929	Bands, orchestras, actors, and other entertainers and entertainment groups -----	17	(D)	(D)	(D)	BB
793	Bowling centers -----	154	31 856	7 045	2 072	1 326
79 ex. 792, 3, 84	Commercial sports and other amusement and recreation services, including museums -----	505	181 027	45 450	7 361	3 984
794	Commercial sports -----	21	23 611	5 001	756	450
7941	Professional sports clubs, managers, promoters -----	—	—	—	—	—
7948	Racing, including track operation -----	21	23 611	5 001	756	450
79 ex. 792, 3, 4, 84	Other amusement and recreation services, including museums -----	484	157 416	40 449	6 605	3 534
791	Dance studios, schools, and halls -----	19	(D)	(D)	(D)	BB
7991	Physical fitness facilities -----	52	4 521	1 386	343	354
7992	Public golf courses -----	69	22 456	6 984	900	379
7993	Coin-operated amusement devices -----	51	20 098	3 878	522	202
7996	Amusement parks -----	10	(D)	(D)	(D)	BB
7997	Membership sports and recreation clubs -----	87	31 136	10 320	1 519	797
7999, 84	Amusement and recreation services, including museums, n.e.c. -----	196	62 723	13 382	3 043	1 661
7999 pt.	Concession operators of amusement devices and rides -----	20	(D)	(D)	(D)	BB
7999 pt.	Carnivals, circuses, and fairs -----	6	(D)	(D)	(D)	CC
7999 pt., 84	Other recreation and amusements, including museums -----	170	56 503	12 278	2 885	1 501

Table 8a. Summary Statistics for Firms Subject to Federal Income Tax for the Area Outside Metropolitan Areas: 1992 — Con.

[Includes only establishments with payroll. For meaning of abbreviations and symbols, see introductory text. For explanation of terms and comparability of 1987 and 1992 censuses, see appendix A. For definitions of CMSA's, MSA's, and PMSA's, see appendix D]

SIC code	Kind of business or operation	Establishments (number)	Receipts (\$1,000)	Annual payroll (\$1,000)	First-quarter payroll (\$1,000)	Paid employees for pay period including March 12 (number)
80	Health services -----	1 714	870 612	406 860	91 861	19 973
801	Offices and clinics of doctors of medicine -----	457	(D)	(D)	(D)	II
8011 pt.	Offices of doctors of medicine -----	430	334 992	177 340	39 920	5 061
8011 pt.	General medical clinics -----	27	(D)	(D)	(D)	CC
802	Offices and clinics of dentists -----	572	159 788	60 776	13 498	3 238
803	Offices and clinics of doctors of osteopathy -----	24	(D)	(D)	(D)	CC
804	Offices and clinics of other health practitioners -----	448	(D)	(D)	(D)	GG
8041	Offices and clinics of chiropractors -----	227	44 611	13 993	2 832	751
8042	Offices and clinics of optometrists -----	148	36 788	8 852	1 896	595
8043	Offices and clinics of podiatrists -----	21	(D)	(D)	(D)	BB
8049	Offices and clinics of health practitioners, n.e.c. -----	52	10 207	4 052	880	237
805	Nursing and personal care facilities -----	109	202 185	102 479	24 161	7 518
8051	Skilled nursing care facilities -----	88	191 490	97 178	23 461	7 224
8052	Intermediate care facilities -----	9	8 885	4 602	553	214
8059	Nursing and personal care facilities, n.e.c. -----	12	1 810	699	147	80
806	Hospitals -----	1	(D)	(D)	(D)	CC
8062	General medical and surgical hospitals -----	1	(D)	(D)	(D)	CC
8063, 9	Specialty hospitals -----	-	-	-	-	-
807, 8, 9	Other health services -----	103	44 403	22 555	5 039	2 005
807	Medical and dental laboratories -----	32	14 973	5 405	1 211	259
8071	Medical laboratories -----	8	10 690	3 808	837	162
8072	Dental laboratories -----	24	4 283	1 597	374	97
808	Home health care services -----	41	17 266	10 939	2 665	1 461
809	Miscellaneous health and allied services, n.e.c. -----	30	12 164	6 211	1 163	285
8092	Kidney dialysis centers -----	-	-	-	-	-
8093	Specialty outpatient facilities, n.e.c. -----	24	9 269	4 935	985	197
8099	Health and allied services, n.e.c. -----	6	2 895	1 276	178	88
81	Legal services -----	543	(D)	(D)	(D)	GG
823, 4, 9	Selected educational services -----	30	(D)	(D)	(D)	CC
823	Libraries -----	1	(D)	(D)	(D)	AA
824	Vocational schools -----	4	(D)	(D)	(D)	BB
829	Schools and educational services, n.e.c. -----	25	6 458	2 157	511	152
83	Social services -----	429	(D)	(D)	(D)	HH
835	Child day care services -----	190	(D)	(D)	(D)	FF
832, 3, 6, 9	Other social services -----	239	(D)	(D)	(D)	GG
87 ex. 8733	Engineering, accounting, research, management, and related services (except noncommercial research organizations) -----	710	180 060	75 002	17 479	3 531
871	Engineering, architectural, and surveying services -----	215	66 837	29 462	6 391	1 124
8711	Engineering services -----	99	49 012	22 550	4 965	766
8712	Architectural services -----	46	10 191	3 835	832	174
8713	Surveying services -----	70	7 634	3 077	594	184
872	Accounting, auditing, and bookkeeping services -----	339	68 372	27 895	7 030	1 667
873 ex. 8733	Research, development, and testing services (except noncommercial research organizations) -----	31	(D)	(D)	(D)	EE
8731	Commercial physical and biological research -----	6	(D)	(D)	(D)	BB
8732	Commercial economic, sociological, and educational research -----	6	(D)	(D)	(D)	BB
8734	Testing laboratories -----	19	(D)	(D)	(D)	CC
874	Management and public relations services -----	125	(D)	(D)	(D)	EE
8741	Management services -----	33	9 809	4 738	1 229	223
8742	Management consulting services -----	54	9 813	3 969	682	112
8743	Public relations services -----	9	(D)	(D)	(D)	BB
8744	Facilities support management services -----	1	(D)	(D)	(D)	AA
8748	Business consulting services, n.e.c. -----	28	(D)	(D)	(D)	BB
89	Services, n.e.c. -----	26	(D)	(D)	(D)	BB

Table 8b. Summary Statistics for Firms Exempt From Federal Income Tax for the Area Outside Metropolitan Areas: 1992

[Includes only establishments with payroll. For meaning of abbreviations and symbols, see introductory text. For explanation of terms and comparability of 1987 and 1992 censuses, see appendix A. For definitions of CMSA's, MSA's, and PMSA's, see appendix D]

SIC code	Kind of business or operation	Establishments (number)	Revenue (\$1,000)	Annual payroll (\$1,000)	First-quarter payroll (\$1,000)	Paid employees for pay period including March 12 (number)
	Total	1 451	1 730 829	798 121	188 581	45 572
7032, 704	Camps and membership lodging	39	(D)	(D)	(D)	CC
7032	Sporting and recreational camps	35	(D)	(D)	(D)	CC
704	Organization hotels and lodging houses, on membership basis	4	(D)	(D)	(D)	AA
792, 7991 pt., 7997, 7999 pt., 84	Selected amusement, recreation, and related services	101	26 009	8 302	1 128	522
792	Theatrical producers (except motion picture), bands, orchestras, and entertainers	16	3 003	1 497	174	66
7922	Theatrical producers (except motion picture) and miscellaneous theatrical services	11	2 592	1 421	157	59
7922 pt.	Producers of live theatrical productions	7	1 553	1 218	111	38
7922 pt.	Producers of radio and television shows, except tape	—	—	—	—	—
7922 pt.	Artists' and entertainers' managers or agents, concert bureaus, booking agents	—	—	—	—	—
7922 pt.	Other theatrical services	4	1 039	203	46	21
7929	Bands, orchestras, actors, and other entertainers and entertainment groups	5	411	76	17	7
7929 pt.	Dance groups and artists	—	—	—	—	—
7929 pt.	Symphony orchestras, opera companies, and chamber music organizations	3	(D)	(D)	(D)	AA
7929 pt.	Other music groups and artists	2	(D)	(D)	(D)	AA
7929 pt.	Other entertainers and entertainment groups	—	—	—	—	—
7991 pt., 7997	Gymnasiums, athletic clubs, and membership sports and recreation clubs	49	14 570	4 740	631	320
7991 pt.	Gymnasiums and athletic clubs	—	—	—	—	—
7997	Membership sports and recreation clubs	49	14 570	4 740	631	320
7999 pt.	Fairs	14	3 789	446	29	26
84	Museums, art galleries, and botanical and zoological gardens	22	4 647	1 619	294	110
841	Museums and art galleries	22	4 647	1 619	294	110
842	Arboreta and botanical or zoological gardens	—	—	—	—	—
8011 pt.; 8021 pt.; 805, 6, 8, 9	Selected health services	245	(D)	(D)	(D)	KK
8011 pt., 8021 pt.	Clinics of doctors of medicine and dentists	42	(D)	(D)	(D)	HH
8011 pt.	General medical clinics	41	(D)	(D)	(D)	HH
8021 pt.	Dental clinics	1	(D)	(D)	(D)	AA
805	Nursing and personal care facilities	66	171 547	92 011	23 512	7 194
8051	Skilled nursing care facilities	57	137 999	75 174	19 660	6 109
8052	Intermediate care facilities	6	(D)	(D)	(D)	FF
8059	Nursing and personal care facilities, n.e.c.	3	(D)	(D)	(D)	BB
806	Hospitals	71	997 514	443 365	108 017	21 353
8062	General medical and surgical hospitals	69	(D)	(D)	(D)	JJ
8062 pt.	General medical and surgical hospitals, nongovernment	64	(D)	(D)	(D)	JJ
8062 pt.	General medical and surgical hospitals, government	5	(D)	(D)	(D)	FF
8063, 9	Specialty hospitals	2	(D)	(D)	(D)	GG
8063	Psychiatric hospitals	2	(D)	(D)	(D)	GG
8063 pt.	Psychiatric hospitals, nongovernment	—	—	—	—	—
8063 pt.	Psychiatric hospitals, government	2	(D)	(D)	(D)	GG
8069	Specialty hospitals, except psychiatric	—	—	—	—	—
8069 pt.	Specialty hospitals, except psychiatric; nongovernment	—	—	—	—	—
8069 pt.	Specialty hospitals, except psychiatric; government	—	—	—	—	—
808, 9	Other health services	66	(D)	(D)	(D)	GG
808	Home health care services	16	(D)	(D)	(D)	FF
809	Miscellaneous health and allied services, n.e.c.	50	(D)	(D)	(D)	EE
8092	Kidney dialysis centers	1	(D)	(D)	(D)	AA
8093	Specialty outpatient facilities, n.e.c.	38	6 273	3 248	781	213
8099	Health and allied services, n.e.c.	11	(D)	(D)	(D)	CC
8111 pt.	Legal aid societies and similar legal services	1	(D)	(D)	(D)	AA
823, 4, 9	Selected educational services	16	(D)	(D)	(D)	BB
823	Libraries	3	(D)	(D)	(D)	AA
824	Vocational schools	2	(D)	(D)	(D)	AA
8243	Data processing schools	—	—	—	—	—
8244	Business and secretarial schools	1	(D)	(D)	(D)	AA
8249	Vocational schools, n.e.c.	1	(D)	(D)	(D)	AA
829	Schools and educational services, n.e.c.	11	(D)	(D)	(D)	BB
83	Social services	605	178 721	80 386	18 425	9 635
835	Child day care services	169	16 085	9 671	2 190	1 247
832, 3, 6, 9	Other social services	436	162 636	70 715	16 235	8 388
832	Individual and family social services	190	37 535	16 575	3 882	1 763
833	Job training and vocational rehabilitation services	62	57 191	29 707	6 547	4 649
836	Residential care	110	29 164	14 045	3 339	1 244
839	Social services, n.e.c.	74	38 746	10 388	2 467	732
861, 2, 4, 9	Selected membership organizations	421	(D)	(D)	(D)	GG
861	Business associations	130	17 841	4 842	1 150	308
864	Civic, social, and fraternal associations	225	36 942	10 372	2 265	1 586
862, 9	Other membership organizations	66	(D)	(D)	(D)	EE
862	Professional membership organizations	9	(D)	(D)	(D)	BB
869	Membership organizations, n.e.c.	57	10 207	2 816	662	216

Table 8b. Summary Statistics for Firms Exempt From Federal Income Tax for the Area Outside Metropolitan Areas: 1992 — Con.

[Includes only establishments with payroll. For meaning of abbreviations and symbols, see introductory text. For explanation of terms and comparability of 1987 and 1992 censuses, see appendix A. For definitions of CMSA's, MSA's, and PMSA's, see appendix D]

SIC code	Kind of business or operation	Establishments (number)	Revenue (\$1,000)	Annual payroll (\$1,000)	First-quarter payroll (\$1,000)	Paid employees for pay period including March 12 (number)
873, 4 ex. 8744	Research, testing, and consulting services, except facilities support management services -----	23	(D)	(D)	(D)	CC
873	Research, development, and testing services -----	14	(D)	(D)	(D)	BB
8731	Commercial physical and biological research -----	1	(D)	(D)	(D)	AA
8732	Commercial economic, sociological, and educational research ----	5	(D)	(D)	(D)	AA
8733	Noncommercial research organizations -----	5	(D)	(D)	(D)	BB
8734	Testing laboratories -----	3	(D)	(D)	(D)	BB
874 ex. 8744	Management and public relations services, except facilities support management services -----	9	(D)	(D)	(D)	BB
8741	Management services -----	3	(D)	(D)	(D)	AA
8742	Management consulting services -----	1	(D)	(D)	(D)	AA
8743	Public relations services -----	—	—	—	—	—
8748	Business consulting services, n.e.c. -----	5	(D)	(D)	(D)	AA

Table 9. Places With 2,500 Inhabitants or More Ranked by Volume of Receipts of Firms Subject to Federal Income Tax: 1992

[Includes only establishments with payroll. For meaning of abbreviations and symbols, see introductory text. For explanation of terms and comparability of 1987 and 1992 censuses, see appendix A. For information on geographic areas followed by ▲, see appendix F]

Geographic area	Receipts		Cumulative receipts		Geographic area	Receipts		Cumulative receipts	
	Rank ¹	Amount (\$1,000)	Amount (\$1,000)	Percent of State total		Rank ¹	Amount (\$1,000)	Amount (\$1,000)	Percent of State total
Wisconsin ▲ -----	(X)	15 576 691	15 576 691	100.0	Wisconsin ▲—Con.				
Milwaukee ▲ -----	1	2 963 601	2 963 601	19.0	Elm Grove -----	51	41 667	11 952 829	76.7
Madison -----	2	1 327 007	4 290 608	27.5	Shorewood -----	52	40 400	11 993 229	77.0
Brookfield -----	3	615 464	4 906 072	31.5	Chippewa Falls -----	53	40 368	12 033 597	77.3
Wauwatosa -----	4	571 257	5 477 329	35.2	Kaukauna -----	54	39 714	12 073 311	77.5
Green Bay -----	5	528 509	6 005 838	38.6	Rice Lake -----	55	38 806	12 112 117	77.8
Appleton ▲ -----	6	410 443	6 416 281	41.2	Sun Prairie -----	56	37 341	12 149 458	78.0
Waukesha -----	7	379 824	6 796 105	43.6	Grafton -----	57	36 777	12 186 235	78.2
West Allis -----	8	360 370	7 156 475	45.9	Cedarburg -----	58	36 024	12 222 259	78.5
Racine -----	9	332 673	7 489 148	48.1	Baraboo -----	59	35 562	12 257 821	78.7
Eau Claire ▲ -----	10	282 299	7 771 447	49.9	Sturgeon Bay -----	60	35 204	12 293 025	78.9
Kenosha -----	11	251 614	8 023 061	51.5	Fox Point -----	61	34 873	12 327 898	79.1
Sheboygan -----	12	231 825	8 254 886	53.0	Menomonie -----	62	33 940	12 361 838	79.4
La Crosse -----	13	225 006	8 479 892	54.4	Elkhorn -----	63	33 072	12 394 910	79.6
New Berlin -----	14	212 204	8 692 096	55.8	South Milwaukee -----	64	32 310	12 427 220	79.8
Glendale -----	15	209 633	8 901 729	57.1	Marinette -----	65	32 103	12 459 323	80.0
Wausau -----	16	191 481	9 093 210	58.4	Whitefish Bay -----	66	31 750	12 491 073	80.2
Menomonee Falls -----	17	175 467	9 268 677	59.5	Hartford ▲ -----	67	30 888	12 521 961	80.4
Oshkosh -----	18	166 333	9 435 010	60.6	Altoona -----	68	29 927	12 551 888	80.6
Fond du Lac -----	19	163 389	9 598 399	61.6	Shawano -----	69	29 923	12 581 811	80.8
Neenah -----	20	160 402	9 758 801	62.7	Ashland -----	70	29 580	12 611 391	81.0
Janesville -----	21	155 607	9 914 408	63.6	Franklin -----	71	28 252	12 639 643	81.1
Greenfield -----	22	142 194	10 056 602	64.6	New Richmond -----	72	28 234	12 667 877	81.3
Mequon -----	23	128 816	10 185 418	65.4	Portage -----	73	27 465	12 695 342	81.5
Ashwaubenon -----	24	116 110	10 301 528	66.1	Hartland -----	74	26 191	12 721 533	81.7
Stevens Point -----	25	101 210	10 402 738	66.8	Weston town -----	75	26 084	12 747 617	81.8
Brown Deer -----	26	97 018	10 499 756	67.4	Waupaca -----	76	25 235	12 772 852	82.0
Manitowoc -----	27	96 323	10 596 079	68.0	Antigo -----	77	24 943	12 797 795	82.2
Middleton -----	28	91 139	10 687 218	68.6	Onalaska -----	78	24 496	12 822 291	82.3
Monona -----	29	77 258	10 764 476	69.1	Platteville -----	79	24 458	12 846 749	82.5
Beloit -----	30	70 659	10 835 135	69.6	Tomah -----	80	24 352	12 871 101	82.6
West Bend -----	31	70 632	10 905 767	70.0	Bayside ▲ -----	81	23 945	12 895 046	82.8
Burlington ▲ -----	32	70 057	10 975 824	70.5	Greendale -----	82	23 674	12 918 720	82.9
Wisconsin Rapids -----	33	69 466	11 045 290	70.9	Reedsburg -----	83	21 593	12 940 313	83.1
Rhineland -----	34	64 494	11 109 784	71.3	River Falls ▲ -----	84	21 536	12 961 849	83.2
Superior -----	35	63 515	11 173 299	71.7	Merrill -----	85	21 491	12 983 340	83.4
Lake Geneva -----	36	60 395	11 233 694	72.1	Germantown -----	86	21 064	13 004 404	83.5
Oconomowoc -----	37	58 120	11 291 814	72.5	Edgerton -----	87	18 663	13 023 067	83.6
Oak Creek -----	38	58 069	11 349 883	72.9	Stoughton -----	88	18 287	13 041 354	83.7
De Pere -----	39	50 991	11 400 874	73.2	Plymouth -----	89	18 205	13 059 559	83.8
Hudson -----	40	50 487	11 451 361	73.5	Port Washington -----	90	18 019	13 077 578	84.0
Monroe -----	41	49 884	11 501 245	73.8	Two Rivers -----	91	16 697	13 094 275	84.1
Beaver Dam -----	42	48 592	11 549 837	74.1	Muskego -----	92	16 249	13 110 524	84.2
Marshfield ▲ -----	43	48 006	11 597 843	74.5	Prairie du Chien -----	93	15 982	13 126 506	84.3
Hales Corners -----	44	47 185	11 645 028	74.8	Plover -----	94	15 932	13 142 438	84.4
Menasha ▲ -----	45	45 725	11 690 753	75.1	Mauston -----	95	15 260	13 157 698	84.5
Delavan -----	46	45 666	11 736 419	75.3	New London ▲ -----	96	15 143	13 172 841	84.6
Pewaukee -----	47	44 812	11 781 231	75.6	Chilton -----	97	15 014	13 187 855	84.7
Watertown ▲ -----	48	44 218	11 825 449	75.9	Waunakee -----	98	14 968	13 202 823	84.8
Cudahy -----	49	43 471	11 868 920	76.2	Ripon -----	99	14 961	13 217 784	84.9
Fort Atkinson -----	50	42 242	11 911 162	76.5	West Milwaukee -----	100	14 755	13 232 539	85.0

See footnotes at end of table.

Table 9. Places With 2,500 Inhabitants or More Ranked by Volume of Receipts of Firms Subject to Federal Income Tax: 1992 —Con.

[Includes only establishments with payroll. For meaning of abbreviations and symbols, see introductory text. For explanation of terms and comparability of 1987 and 1992 censuses, see appendix A. For information on geographic areas followed by ▲, see appendix F]

Geographic area	Receipts		Cumulative receipts		Geographic area	Receipts		Cumulative receipts	
	Rank ¹	Amount (\$1,000)	Amount (\$1,000)	Percent of State total		Rank ¹	Amount (\$1,000)	Amount (\$1,000)	Percent of State total
Wisconsin ▲—Con.					Wisconsin ▲—Con.				
Whitewater ▲	101	14 371	13 246 910	85.0	Ellsworth	136	8 362	13 625 826	87.5
Medford	102	14 329	13 261 239	85.1	Oconto	137	8 223	13 634 049	87.5
Waupun ▲	103	13 926	13 275 165	85.2	Mayville	138	8 125	13 642 174	87.6
Tomahawk	104	13 381	13 288 546	85.3	De Forest	139	8 019	13 650 193	87.6
Black River Falls	105	13 177	13 301 723	85.4	Nekoosa	140	7 963	13 658 156	87.7
Menasha town (Winnebago County)	106	13 041	13 314 764	85.5	Union Grove	141	7 604	13 665 760	87.7
Oregon	107	12 931	13 327 695	85.6	Bloomer	142	7 443	13 673 203	87.8
St. Francis	108	12 201	13 339 896	85.6	Ladysmith	143	7 410	13 680 613	87.8
Little Chute	109	12 035	13 351 931	85.7	Evansville	144	7 194	13 687 807	87.9
Mukwonago ▲	110	11 938	13 363 869	85.8	Barron	145	7 147	13 694 954	87.9
Lake Mills	111	11 645	13 375 514	85.9	Prairie du Sac	146	6 677	13 701 631	88.0
Jefferson	112	11 493	13 387 007	85.9	East Troy	147	6 659	13 708 290	88.0
Lancaster	113	11 459	13 398 466	86.0	Milton	148	6 579	13 714 869	88.0
Clintonville	114	11 322	13 409 788	86.1	Rothschild	149	6 279	13 721 148	88.1
McFarland	115	11 238	13 421 026	86.2	West Salem	150	6 203	13 727 351	88.1
Richland Center	116	11 206	13 432 232	86.2	Caledonia town	151	5 608	13 732 959	88.2
Park Falls	117	11 186	13 443 418	86.3	Algoma	152	5 311	13 738 270	88.2
Sauk City	118	11 127	13 454 545	86.4	Kiel ▲	153	5 127	13 743 397	88.2
Verona	119	10 609	13 465 154	86.4	Twin Lakes	154	5 082	13 748 479	88.3
Mount Horeb	120	10 488	13 475 642	86.5	Sheboygan Falls	155	5 034	13 753 513	88.3
Dodgeville	121	10 396	13 486 038	86.6	Sturtevant	156	4 854	13 758 367	88.3
Sussex	122	10 343	13 496 381	86.6	Omro	157	4 750	13 763 117	88.4
Howard	123	10 271	13 506 652	86.7	Viroqua	158	4 744	13 767 861	88.4
Columbus ▲	124	10 085	13 516 737	86.8	Horicon	159	4 617	13 772 478	88.4
Kewaunee	125	9 909	13 526 646	86.8	Saukville	160	4 567	13 777 045	88.4
Mosinee	126	9 882	13 536 528	86.9	Brillion	161	4 477	13 781 522	88.5
Berlin ▲	127	9 464	13 545 992	87.0	New Holstein	162	4 454	13 785 976	88.5
Sparta	128	9 448	13 555 440	87.0	Boscobel	163	4 405	13 790 381	88.5
Thiensville	129	9 388	13 564 828	87.1	Seymour	164	4 153	13 794 534	88.6
Peshigo	130	9 364	13 574 192	87.1	Brodhead	165	3 830	13 798 364	88.6
Delafield	131	9 183	13 583 375	87.2	Neillsville	166	3 153	13 801 517	88.6
Prescott	132	8 685	13 592 060	87.3	Kewaskum ▲	167	2 723	13 804 240	88.6
Kimberly	133	8 548	13 600 608	87.3	Amery	168	2 706	13 806 946	88.6
Oconto Falls	134	8 455	13 609 063	87.4	Waterloo	169	1 805	13 808 751	88.7
Grand Chute town	135	8 401	13 617 464	87.4	Paddock Lake	170	1 012	13 809 763	88.7
					Mount Pleasant town	171	850	13 810 613	88.7
					Allouez ▲	(X)	(D)	(X)	(X)
					Fitchburg	(X)	(D)	(X)	(X)
					Holmen	(X)	(D)	(X)	(X)
					North Fond du Lac	(X)	(D)	(X)	(X)
					North Hudson	(X)	(D)	(X)	(X)
					Pleasant Prairie ▲	(X)	(D)	(X)	(X)

¹Places with suppressed receipts (if applicable) are listed at end of table rather than by rank to avoid disclosing data for individual companies.

Table 10. Counties Ranked by Volume of Receipts of Firms Subject to Federal Income Tax: 1992

[Includes only establishments with payroll. For meaning of abbreviations and symbols, see introductory text. For explanation of terms and comparability of 1987 and 1992 censuses, see appendix A. For information on geographic areas followed by ▲, see appendix F]

Geographic area	Receipts		Cumulative receipts		Geographic area	Receipts		Cumulative receipts	
	Rank ¹	Amount (\$1,000)	Amount (\$1,000)	Percent of State total		Rank ¹	Amount (\$1,000)	Amount (\$1,000)	Percent of State total
Wisconsin ▲					Wisconsin ▲—Con.				
Milwaukee	1	4 736 799	4 736 799	30.4	Manitowoc	21	132 612	13 657 759	87.7
Dane	2	1 778 393	6 515 192	41.8	Jefferson	22	117 239	13 774 998	88.4
Waukesha	3	1 718 228	8 233 420	52.9	St. Croix	23	104 399	13 879 397	89.1
Brown	4	766 876	9 000 296	57.8	Dodge	24	96 103	13 975 500	89.7
Racine	5	502 225	9 502 521	61.0	Oneida	25	92 913	14 068 413	90.3
Outagamie	6	493 730	9 996 251	64.2	Columbia	26	92 787	14 161 200	90.9
Winnebago	7	457 102	10 453 353	67.1	Door	27	74 434	14 235 634	91.4
Eau Claire	8	344 722	10 798 075	69.3	Waupaca	28	71 935	14 307 569	91.9
Sheboygan	9	308 639	11 106 714	71.3	Douglas	29	69 865	14 377 434	92.3
Marathon	10	305 761	11 412 475	73.3	Barron	30	65 493	14 442 927	92.7
Kenosha	11	288 149	11 700 624	75.1	Chippewa	31	64 067	14 506 994	93.1
Rock	12	287 501	11 988 125	77.0	Green	32	62 941	14 569 935	93.5
La Crosse	13	271 063	12 259 188	78.7	Polk	33	61 750	14 631 685	93.9
Ozaukee	14	241 031	12 500 219	80.2	Grant	34	58 494	14 690 179	94.3
Fond du Lac	15	207 766	12 707 985	81.6	Calumet	35	55 028	14 745 207	94.7
Washington	16	197 130	12 905 115	82.8	Marinette	36	53 974	14 799 181	95.0
Walworth	17	194 350	13 099 465	84.1	Pierce	37	48 461	14 847 642	95.3
Sauk	18	147 944	13 247 409	85.0	Shawano	38	46 752	14 894 394	95.6
Portage	19	142 189	13 389 598	86.0	Dunn	39	42 594	14 936 988	95.9
Wood	20	135 549	13 525 147	86.8	Vilas	40	42 589	14 979 577	96.2

Table 10. Counties Ranked by Volume of Receipts of Firms Subject to Federal Income Tax: 1992—Con.

[Includes only establishments with payroll. For meaning of abbreviations and symbols, see introductory text. For explanation of terms and comparability of 1987 and 1992 censuses, see appendix A. For information on geographic areas followed by ▲, see appendix F]

Geographic area	Receipts		Cumulative receipts		Geographic area	Receipts		Cumulative receipts	
	Rank ¹	Amount (\$1,000)	Amount (\$1,000)	Percent of State total		Rank ¹	Amount (\$1,000)	Amount (\$1,000)	Percent of State total
Wisconsin ▲—Con.					Wisconsin ▲—Con.				
Monroe	41	40 986	15 020 563	96.4	Taylor	56	19 231	15 400 757	98.9
Lincoln	42	36 214	15 056 777	96.7	Waushara	57	19 175	15 419 932	99.0
Ashland	43	35 258	15 092 035	96.9	Price	58	17 117	15 437 049	99.1
Juneau	44	29 394	15 121 429	97.1	Jackson	59	16 335	15 453 384	99.2
Washburn	45	27 796	15 149 225	97.3	Vernon	60	14 489	15 467 873	99.3
Langlade	46	27 170	15 176 395	97.4	Buffalo	61	12 980	15 480 853	99.4
Green Lake	47	26 497	15 202 892	97.6	Iron	62	12 635	15 493 488	99.5
Clark	48	25 310	15 228 202	97.8	Richland	63	12 186	15 505 674	99.5
Oconto	49	25 111	15 253 313	97.9	Bayfield	64	11 925	15 517 599	99.6
Iowa	50	23 120	15 276 433	98.1	Marquette	65	11 731	15 529 330	99.7
Kewaunee	51	21 741	15 298 174	98.2	Burnett	66	11 484	15 540 814	99.8
Trempealeau	52	21 640	15 319 814	98.4	Rusk	67	9 353	15 550 167	99.8
Sawyer	53	21 149	15 340 963	98.5	Adams	68	9 257	15 559 424	99.9
Forest	54	20 442	15 361 405	98.6	Lafayette	69	7 649	15 567 073	99.9
Crawford	55	20 121	15 381 526	98.7	Pepin	70	5 964	15 573 037	100.0
					Florence	71	3 408	15 576 445	100.0
					Menominee	72	246	15 576 691	100.0

¹Counties with suppressed receipts (if applicable) are listed at end of table rather than by rank to avoid disclosing data for individual companies.

Appendix A.

General Explanation

CENSUS COVERAGE AND METHODOLOGY

Structure and method of enumeration. Firms in the 1992 Census of Service Industries were divided into the nonmail universe and mail universe. The coverage and the method of obtaining census information from each follow:

1. The nonmail universe consisted of firms which were not required to file a regular census return and included:

- a. All taxable nonemployers, i.e., all firms subject to Federal income tax with no paid employees during 1992. Receipts information for these firms was obtained from administrative records of other Federal agencies. Although consisting of many firms, nonemployers accounted for less than 10 percent of total receipts of all establishments covered in the census.

The census included only those service nonemployer firms which reported a receipts volume of \$1,000 or more during 1992. Establishments exempt from Federal income tax with no paid employees were excluded as in previous censuses.

Data for nonemployers are not included in this report but are provided in a subsequent Non-employer Statistics report (SC92-N-1).

- b. Selected small employers, i.e., single-establishment firms with payroll below a specified cutoff. (The term "employers" refers to firms with one or more paid employees at any time during 1992 as shown in the active administrative records of other Federal agencies.) Although the payroll cutoff varied by kind of business, small employers generally included firms with less than 10 employees and represented about 10 percent of total receipts of establishments covered in the census.

Data on receipts, payroll, and employment for employer firms below the payroll cutoff were derived or estimated from administrative records of other Federal agencies, except for a sample of small employer firms in classifications for which specialized data requirements precluded reliance solely on administrative records sources. This sample was included in the mail universe.

2. The mail universe consisted of firms for which information was obtained by means of a mail canvass and included:

- a. Large employers, i.e., all multiestablishment firms, and all employer firms above the payroll size cutoff referred to in section 1b. Within this category, a report of company organization was conducted periodically to identify establishment locations of firms which operated at more than one location and to obtain information on payroll and mid-March employment at each location. The 1991 Report of Company Organization was used as a coverage check in the census. In the 1992 census, all multi-establishment firms were asked to notify the Census Bureau of any establishments for which a form was not received. Report forms were subsequently provided to the firms for these establishments.
- b. A sample of small employer firms in classifications for which specialized data precluded reliance solely on administrative records sources. These firms were sent the census mailing packages containing the appropriate 1992 questionnaire.

Method of classifying kinds of business. The service industries classifications for all establishments were based on the *Standard Industrial Classification Manual: 1987*¹ (SIC). However, the method of assigning these classifications, and the level of detail at which establishments were classified, differed between the nonmail and mail universes as follows:

1. The nonmail universe

- a. Nonemployers were classified on the basis of information obtained from administrative records of other Federal agencies.
- b. Selected small employers were classified on the basis of the most current census kind-of-business classification available from one of the Census Bureau's current sample surveys or the 1987 census. Otherwise, the classification was obtained from administrative records of other Federal agencies.

If the census or administrative record classifications proved inadequate (none corresponded to a 1992 census classification in the detail required for

¹*Standard Industrial Classification Manual: 1987*. For sale by Superintendent of Documents, U.S. Government Printing Office, Washington, DC 20402. Stock No. 041-001-00314-2.

employers), the firm was sent a brief inquiry requesting information necessary to assign a 1992 census kind-of-business code.

- Establishments in the mail universe were classified on the basis of their self-designation, answers to questions on receipts by type of service provided, and other special inquiries.

Method of assigning tax status. For kind-of-business classifications² where there were substantial numbers of taxable and tax-exempt establishments, establishments were classified based on the Federal income tax filing requirement for the establishment or organization. This classification was based primarily on the response to an inquiry on the census questionnaire. Establishments that indicated that all or part of their income was exempt from Federal income tax under provisions of section 501 of the IRS code were classified as tax-exempt; establishments indicating no such exemption were classified as taxable. All government-operated hospitals were classified as tax-exempt. For establishments in the nonmail universe, the tax status classification was based upon the type of tax return filed by the firm or organization.

For selected kind-of-business classifications³ comprised primarily of tax-exempt establishments, all establishments in those classifications were defined as tax-exempt. All establishments in the remaining kind-of-business classifications (comprised primarily of taxable establishments) were defined as taxable.

COMPARABILITY OF THE 1987 AND 1992 CENSUSES

The 1987 and 1992 censuses were conducted under similar conditions and procedures except for the following:

Geographic areas. The boundaries of a number of areas for which data are shown in the 1992 census are not the same as in the 1987 census because of annexations; other boundary changes; and redefinitions of metropolitan statistical areas (MSA's), primary metropolitan statistical areas (PMSA's), and consolidated metropolitan statistical areas (CMSA's).⁴ In addition, data for consolidated cities are included in the 1992 census.

Data for special economic urban areas (SEUA's) with 10,000 inhabitants or more in Michigan, Minnesota, New York, and Wisconsin qualified for publication in the 1992 census. This included townships in Michigan and Minnesota and towns in New York and Wisconsin. However, Minnesota did not have any townships that met the population criteria.

²SIC's 7032, 792, 7991 pt., 7997, 7999 pt., 8011 pt., 8021 pt., 805, 806, 808, 809, 82, 83, 84 pt., 873 ex. 8733, 874 ex. 8744.

³SIC's 7041, 8111 pt., 84 pt., 86, 8733.

⁴Newly defined metropolitan areas (MA's) were announced by the Office of Management and Budget (OMB) effective June 30, 1993.

Nonemployer firms. In 1987, data for nonemployer firms were published for the United States, States, metropolitan areas, counties, and places in four regional reports in the Nonemployer Statistics Series (SC87-N-1 to -4).

For 1992, data for nonemployers by kind of business are presented in one *Nonemployer Statistics* report (SC92-N-1) for the United States, States, and metropolitan areas. Nonemployer data for counties and places are available on compact disc-read only memory (CD-ROM).

Employment. In 1987, employment data withheld to avoid disclosing data for individual companies were represented with the symbol "(D)." In 1992, withheld employment data are represented with symbols that denote employment size ranges. These symbols are defined in the introductory text.

Sources of receipts/revenue. In 1987, data on sources of receipts/revenue for selected industries were published with other industry-specific data in the *Miscellaneous Subjects* report (SC87-S-4) of the Subject Series. In 1992, sources of receipts/revenue data are presented separately in the *Sources of Receipts or Revenue* report (SC92-S-4) of the Subject Series.

Legal form of organization. In 1987, data on the number of individual proprietorships/partnerships were published in the Geographic Area Series. In 1992, individual proprietorship/partnership data are published in the *Establishment and Firm Size* report (SC87-S-1) and in the *Nonemployer Statistics* report (SC87-N-1).

EXPLANATION OF TERMS

Establishments. An establishment is a single physical location at which business is conducted. It is not necessarily identical with a company or enterprise, which may consist of one establishment or more. Statistics for service industries represent a summary of reports for individual establishments rather than companies. For cases where a census report was received, separate information was obtained for each location where business was conducted. When administrative records of other Federal agencies were used instead of a census report, no information was available on the number of locations operated. Estimates of this number were derived from a sample and are provided in the service industries report, *Miscellaneous Subjects* (SC92-S-5). Each census report was tabulated according to the physical location at which the business was conducted. The count of establishments represents those in business at any time during 1992. Appendix G provides a comparison of the number of establishments active any time during the year versus the number in business at the end of the year.

When two activities or more were carried on at a single location under a single ownership, all activities generally were grouped together as a single establishment. The

entire establishment was classified on the basis of its major activity and all data for it were included in that classification. However, when distinct and separate economic activities (for which different industry classification codes were appropriate) were conducted at a single location under a single ownership, and when conditions prescribed by the SIC manual for recognizing the existence of more than one establishment were met, separate establishment reports for each of the different activities were obtained in the census.

Leased service departments (separately owned businesses operated as departments or concessions of other service establishments or of retail businesses, such as a separately owned shoeshine parlor in a barber shop, or a beauty shop in a department store) are treated as separate service establishments for census purposes. Leased retail departments located in service establishments (e.g., a gift shop located in a hotel) are considered separate retail establishments.

Firms. A firm is a business organization or entity consisting of one domestic establishment (location) or more under common ownership or control. All establishments of subsidiary firms are included as part of the controlling firm. For the economic census, the terms "firm" and "company" are synonymous.

Receipts (Basic dollar volume measure for service establishments of firms subject to Federal income tax). Includes receipts from customers or clients for services rendered, from the use of facilities, and from merchandise sold during 1992 whether or not payment was received in 1992, except for health practitioners and legal, architectural, engineering, and surveying services, which reported on a cash basis (payments received in 1992 regardless of when services were rendered). Excise taxes on gasoline, liquor, tobacco, etc., which are paid by the manufacturer or wholesaler and passed on in the cost of goods purchased by the service establishment, are also included. Receipts from leasing of vehicles, equipment, etc., marketed under operating leases are included in receipts figures as well as the fair sales value of merchandise marketed in 1992 under capital, finance, or "full payout" leases. Receipts also include the total value of service contracts, amounts received for work subcontracted to others, and dues and assessments from members and affiliates.

Receipts are net after deductions for refunds and allowances for merchandise returned by customers. Receipts do not include sales, occupancy, admissions, or other taxes collected from customers and remitted directly by the firm to a local, State, or Federal tax agency, nor do they include income from such sources as contributions, gifts, and grants; dividends, interest, and investments; or sale or rental of real estate. Also excluded are rents from and receipts (gross as well as the establishment's share) of departments and concessions which are operated by others; sales of used equipment rented or leased to

customers; commissions from vending machine operators; and other nonoperating income such as royalties, franchise fees, etc.

Receipts in this report do not include service receipts of manufacturers, wholesalers, retail establishments, or other businesses whose primary activity is other than service. They do, however, include receipts other than from services rendered (e.g., sale of merchandise to individuals or other businesses) by establishments primarily engaged in performing services and classified in the service industries.

Revenue (Basic dollar volume measure for firms exempt from Federal income tax). Includes revenue from customers or clients for services rendered and merchandise sold during 1992, whether or not payment was received in 1992. Also included are income from interest, dividends, gross contributions, gifts, grants (whether or not restricted for use in operations), rents, royalties, dues and assessments from members and affiliates, and receipts from fundraising activities. Receipts from taxable business activities of firms exempt from Federal income tax (Unrelated Business Income) are also included in revenue.

Revenue does not include sales, admissions, or other taxes collected by the organization from customers or clients and paid directly to a local, State, or Federal tax agency; income from the sale of real estate, investments, or other assets (except inventory held for resale); gross receipts of departments, concessions, etc., that are operated by others; and amounts transferred to operating funds from capital or reserve funds.

Expenses. Expenses include payroll, employee benefits, interest, rent, payroll taxes, cost of supplies used for operation, depreciation expenses, fundraising expenses, contracted or purchased services, and other expenses charged to operations during 1992.

Expenses in this report exclude outlays for the purchase of real estate; construction and all other capital improvements; funds invested; assessments or dues paid to the parent or other chapters of the same organization; and, for fundraising organizations, funds transferred to charities and other organizations.

Annual payroll. Payroll includes all forms of compensation, such as salaries, wages, commissions, bonuses, vacation allowances, sick-leave pay, employee contributions to qualified pension plans, and the value of payments in kind (e.g., free meals and lodgings) paid during the year to all employees. Tips and gratuities received by employees from patrons and reported to employers are included. For corporations, payroll includes amounts paid to officers and executives; for unincorporated businesses, it does not include profit or other compensation of proprietors or partners. Payroll is reported before deductions for social security, income tax, insurance, union dues, etc. This definition of payroll is the same as that used by the Internal Revenue Service (IRS) on form 941.

First-quarter payroll. This item consists of payroll, as defined above, paid to persons employed at any time during the quarter January to March 1992.

Paid employees for pay period including March 12. Paid employees consist of the full- and part-time employees, including salaried officers and executives of corporations, who were on the payroll during the pay period including March 12. Included are employees on paid sick leave, paid holidays, and paid vacations; not included are proprietors and partners of unincorporated businesses. The definition of paid employees is the same as that used on IRS form 941.

Auxiliary establishments. Each company included in this census was asked to identify and separately report auxiliary locations whose primary functions were to manage, administer, service, or support the activities of the other establishments of the company. Data presented in this report do not include auxiliary establishments. Data for auxiliaries are presented in a subsequent report issued as part of the *1992 Enterprise Statistics* reports.

KIND-OF-BUSINESS CLASSIFICATIONS

Services, as defined in Division I of the 1987 Standard Industrial Classification (SIC) manual, includes establishments primarily engaged in rendering a wide variety of services to individuals, business and government establishments, and other organizations.

Establishments covered by the census were assigned kind-of-business classifications according to the industry classifications defined in the 1987 SIC manual. When a more detailed classification than defined in the SIC manual was needed, additional kinds of business were identified within an SIC industry.

The basis for a kind-of-business classification is described above in Method of Classifying Kinds of Business. Descriptions of those kinds of business for which data are provided in this report follow.

Hotels, Rooming Houses, Camps, and Other Lodging Places (SIC Major Group 70)

This group includes establishments engaged in providing lodging, or lodging and meals, and camping facilities. Hotels which provide accommodations for permanent residents (e.g., apartment hotels) and residential mobile home parks are classified in Real Estate, Major Group 65.

Hotels and motels (SIC 7011). Commercial establishments, known to the public as hotels, motor hotels, motels, or tourist courts, primarily engaged in providing lodging, or lodging and meals.

For large geographic areas, data are presented for the following subdivisions of this classification:

1. Hotels, 25 guestrooms or more.
2. Hotels, less than 25 guestrooms.
3. Motels, tourist courts.
4. Motor hotels.

The classification of individual establishments into hotels, motor hotels, and motels and tourist courts was based primarily on the respondents' self-designation.

Rooming and boarding houses (SIC 702). Establishments renting rooms, with or without board, on a fee basis. Homes for the elderly, for children, and for the handicapped that provide additional services, other than nursing care, are classified in Industry 8361, and homes that provide nursing and/or health-related care are classified in Industry Group 805. Rooming and boarding houses operated by membership organizations for their members only are classified in Industry 7041.

Sporting and recreational camps (SIC 7032). Sporting and recreational camps providing lodging and meals, or lodging only. Included are children's camps, fishing camps, hunting camps, and dude ranches. Day camps and sports instructional camps, such as baseball, basketball, or football camps, are classified in Industry 7999.

Recreational vehicle parks and campsites (SIC 7033). Establishments providing overnight or short-term sites for recreational vehicles, trailers, campers, or tents. Residential trailer and mobile home parks are classified in Real Estate, Major Group 65.

Organization hotels and lodging houses, on membership basis (SIC 704). Lodging houses and hotels operated by membership organizations for the benefit of their members and guests, and not open to the general public. Hotels operated by such organizations but open to the public are classified in Industry 7011. Residential homes for the elderly and others in need of residential, social, and personal care are classified in Industry 8361.

Personal Services (SIC Major Group 72)

This group includes establishments primarily engaged in providing services generally to individuals, such as barber and beauty shops, drycleaning plants, laundries, and photographic studios. For establishments classified in Industry Group 721, collecting and distributing units (branch outlets, pickup stations, terminals, or depots) owned and operated by a firm which does its own laundry work are not classified as separate establishments. Data for these units are merged with data for the plant where the work is done.

Power laundries, family and commercial (SIC 7211).

Establishments primarily engaged in operating mechanical laundries with steam or other power. Excluded are establishments which have power laundry equipment but which are primarily engaged in a specialty, such as industrial laundering, linen rental, or diaper service. These establishments are classified in other categories within Industry Group 721. Independently owned agencies for laundry plants are classified in Industry 7212. Laundries using small power equipment of household type are classified in Industry 7219.

Garment pressing, and agents for laundries and dry-cleaners (SIC 7212).

Establishments primarily engaged in providing laundry and drycleaning services but which have the laundry and/or drycleaning work done by others. Establishments in this industry may do their own pressing or finishing work. Independently owned collecting and distributing agencies serving drycleaning plants or power laundries are included in this classification.

Linen supply (SIC 7213). Establishments primarily engaged in supplying, on a rental basis, such laundered items as uniforms, aprons, table covers, bed linens, and towels. Establishments included in this classification may or may not operate their own laundry facilities.

Coin-operated laundries and drycleaning (SIC 7215).

Establishments primarily engaged in the operation of coin-operated or similar self-service laundry and/or drycleaning equipment. Included are establishments known as laundromats, launderettes, self-service drycleaners, etc. Establishments which operate such machinery in apartment houses, dormitories, and similar locations are included. Establishments which rent such machinery (e.g., to apartment houses) are classified in Industry 7359.

For large geographic areas, data are presented for the following subdivisions of this classification:

1. Coin-operated laundries and drycleaning stores.
2. Coin-operated laundry routes.

Drycleaning plants, except rug cleaning (SIC 7216).

Establishments primarily engaged in drycleaning or dyeing apparel and household fabrics other than rugs. Establishments primarily engaged in cleaning rugs are classified in Industry 7217. Independently owned agencies for cleaning plants are classified in Industry 7212. Establishments known as "tailor shops" or "cleaners" are included in this classification only if they do their own cleaning. Establishments primarily engaged in dyeing fabrics for the trade are classified in Manufacturing, Major Group 22.

Carpet and upholstery cleaning (SIC 7217). Establishments primarily engaged in cleaning carpets and upholstered furniture. Establishments primarily engaged in rug repair are classified in Industry 7699, those primarily

engaged in reupholstering and repairing furniture are classified in Industry 7641, and those primarily engaged in building cleaning are classified in Industry 7349.

Industrial launderers (SIC 7218). Establishments primarily engaged in supplying laundered or drycleaned work uniforms, wiping towels, protective apparel (gloves, flame resistant clothing, etc.), dust control items (treated mats or rugs, mops, cloths, etc.), and similar items to industrial, commercial, and government users. These items may belong to the industrial launderers and be supplied to users on a rental basis, or they may belong to the customers. Establishments included in this industry may or may not operate their own laundry or drycleaning facilities.

Laundry and garment services, n.e.c. (SIC 7219). Establishments primarily engaged in furnishing other laundry services, including repair, alteration, and storage of clothes for individuals; diaper service; and hand laundries. Custom tailors, dressmakers, and fur shops making fur apparel to custom order are classified in Retail Trade.

Photographic studios, portrait (SIC 722). Establishments primarily engaged in still or video portrait photography for the general public. Included in this classification are school, home, and transient portrait photographers. Establishments primarily engaged in commercial photography are classified in Industry 7335; those primarily engaged in video tape production other than portrait are classified in Industry 7812; and those primarily engaged in film developing and/or print processing for the trade or for the general public are classified in Industry 7384.

Beauty shops (SIC 723). Establishments primarily engaged in providing beauty services or both beauty and barber services. Beauty and cosmetology schools are also included. Beauty shop concessions (owned and operated by concessionaires) in hotels, department stores, etc., are classified in this industry and treated as separate establishments. However, beauty shops owned by and operated as part of other businesses (e.g., hotels, department stores) are considered part of the main establishment.

Barber shops (SIC 724). Establishments primarily engaged in providing barber and men's hair styling services. Barber colleges are also included. Barber shop concessions (owned and operated by concessionaires) in hotels, department stores, etc., are classified in this industry and treated as separate establishments. However, barber shops owned by and operated as part of other businesses (e.g., hotels, department stores) are considered part of the main establishment.

Shoe repair shops and shoeshine parlors (SIC 725). Establishments primarily engaged in repairing footwear or shining shoes. Also included are establishments engaged in cleaning and blocking hats. Shoe repair and shoeshine departments (owned and operated by concessionaires) in

hotels, department stores, etc., are classified in this industry and treated as separate establishments. However, shoe repair shops and shoeshine parlors owned and operated as part of other businesses (e.g., hotels, department stores) are considered part of the main establishment.

Funeral service and crematories (SIC 726). Establishments primarily engaged in preparing the dead for burial, conducting funerals, and cremating the dead. Receipts include sales of funeral merchandise, such as caskets and burial clothing, and other services provided directly by the establishments. Also included in the receipts are reimbursements for cash advances made to other establishments for funeral-related merchandise sales and services, such as flowers. Cemeteries, and crematories operated in conjunction with cemeteries, are classified in Real Estate, Industry 6553; crematories and burial services for pets are classified in Agriculture, Industry 0752.

Tax return preparation services (SIC 7291). Establishments primarily engaged in providing tax return preparation services without also providing accounting, auditing, or bookkeeping services. Establishments providing tax return preparation services which also provide accounting, auditing, or bookkeeping services are classified in Industry 8721. Tax return preparation services (owned and operated by concessionaires) in department stores, etc., are classified in this industry and treated as separate establishments. However, tax return preparation services owned and operated as part of other businesses are considered part of the main establishment.

Miscellaneous personal services, n.e.c. (SIC 7299). Establishments primarily engaged in providing personal services, not elsewhere classified, such as saunas; steam and Turkish baths; costume and formal wear rental; operation of coin-operated personal service machines, such as weighing machines, public lockers (except cold storage), pay toilets, etc.; checkroom concessions; dating service; diet or weight reducing workshops; and tanning salons. Establishments operating coin-operated amusement machines, such as pinball machines and juke boxes, are classified in Industry 7993. The operation of physical fitness facilities, including health fitness spas and reducing salons, is classified in Major Group 70 if lodging is also provided and in Industry 7991 if lodging is not provided.

For large geographic areas, data are presented for the following subdivisions of this classification:

1. Massage parlors, tanning salons, and saunas.
2. Diet and weight reducing services.
3. Formal wear rental.
4. Other personal services, n.e.c.

Business Services (SIC Major Group 73)

This group includes establishments primarily engaged in providing services, not elsewhere classified, to business establishments on a contract or fee basis.

Advertising agencies (SIC 7311). Establishments primarily engaged in preparing advertising (writing copy, artwork, graphics, and other creative work) and placing such advertising in periodicals, newspapers, radio, television, or other advertising media for clients on a contract or fee basis. Establishments which place advertising with media but perform no creative services (media buying services) are classified in Industry 7319. Establishments which write advertising copy but do not place the advertising with media are classified in Industry 8999. Establishments which provide commercial art, graphics, or other creative advertising services but do not place the advertising with media are classified in Industry Group 733. Establishments which solicit advertising for nonaffiliated radio, television, newspapers, or magazines are classified in Industry 7313.

Outdoor advertising services (SIC 7312). Establishments primarily engaged in the preparation of poster displays and painted and electric displays on billboards, panels, bulletins, and frames, principally outdoors. Such establishments may (as incidental services) construct, repair, and maintain display boards and may post advertisements. Sign painting shops are classified in Industry 7389. Shops which make neon signs to order are classified in Manufacturing. Establishments primarily engaged in erecting signs are classified in Construction.

Radio, television, and publishers' advertising representatives (SIC 7313). Establishments primarily engaged in soliciting advertising on a contract or fee basis for (nonaffiliated) newspapers, magazines, and other publications, or for radio and television stations. Advertising sales offices operated by the media are classified as auxiliaries.

For large geographic areas, data are presented for the following subdivisions of this classification:

1. Radio and television advertising representatives.
2. Publishers' advertising representatives.

Advertising, n.e.c. (SIC 7319). Establishments primarily engaged in furnishing advertising services, not elsewhere classified, such as handbill distribution, distribution of samples, and transit advertising. Establishments which provide commercial art, graphics, or other creative advertising services but do not place the advertising with the media, are classified in Industry Group 733. Establishments primarily engaged in direct mail advertising, compiling and selling mailing lists, and related services are classified in Industry 7331.

Adjustment and collection services (SIC 7322). Establishments primarily engaged in the collection or adjustment of claims other than insurance. Establishments providing insurance adjustment services are classified in Insurance, Major Group 64. Establishments providing debt counseling or adjustment services for individuals are classified in Industry 7299. Centralized charge services are classified in Finance, Major Group 61.

Credit reporting services (SIC 7323). Establishments primarily engaged in providing mercantile and consumer credit reporting services. Establishments primarily engaged in conducting personal investigations (background) and preparing reports for insurance companies and other business firms are classified in Industry 7389.

Direct mail advertising services (SIC 7331). Establishments primarily engaged in furnishing direct mail advertising services, such as creating, producing, and mailing direct mail advertising. This industry also includes establishments primarily engaged in compiling and selling mailing lists. Establishments primarily engaged in reproducing direct mail copy to order but also providing other direct mail advertising services are classified in Manufacturing if they print the copy, and in Industry 7334 if they duplicate the copy by photocopying or similar reproduction methods.

For large geographic areas, data are presented for the following subdivisions of this classification:

1. Mailing list compilers, brokers, and managers.
2. Direct mail advertising services, except mailing list services.

Photocopying and duplicating services (SIC 7334). Establishments primarily engaged in reproducing text, drawings, plans, maps, or other copy by blueprinting, photocopying, mimeographing, or other methods of duplication other than printing or microfilming. Printing, including "quick printing," is classified in Manufacturing, and microfilming is classified in Industry 7389.

For large geographic areas, data are presented for the following subdivisions of this classification:

1. Blueprinting and photocopying services.
2. Duplicating services, except printing and photocopying.

Commercial photography (SIC 7335). Establishments engaged in providing commercial photography services for advertising agencies, publishers, and other business and industrial users. Establishments engaged in still and video portrait photography are classified in Industry 7221, and those primarily engaged in mapmaking are classified in Industry 7389. Establishments primarily engaged in medical photography are classified in Industry 8099. Establishments primarily engaged in producing commercial video tape or films are classified in Industry 7812.

Commercial art and graphic design (SIC 7336). Establishments primarily engaged in providing commercial art or graphic design services for advertising agencies, publishers, and other business and industrial users. Producers of still and slide films are classified here. Establishments primarily engaged in art, except commercial and medical art, are classified in Industry 8999; those engaged in medical art are classified in Industry 8099; and those providing drafting services are classified in Industry 7389.

For large geographic areas, data are presented for the following subdivisions of this classification:

1. Commercial art.
2. Graphic arts and related design.

Secretarial and court reporting services (SIC 7338). Establishments primarily engaged in furnishing secretarial, typing, word processing, resume writing, and court reporting services.

Disinfecting and pest control services (SIC 7342). Establishments primarily engaged in providing disinfection and termite, insect, rodent, and other pest control generally in dwellings or other buildings. Establishments primarily engaged in pest control for lawns or agricultural production are classified in Agriculture.

Building cleaning and maintenance services, n.e.c. (SIC 7349). Establishments primarily engaged in furnishing building cleaning and maintenance services, not elsewhere classified, such as window cleaning, janitorial services, floor waxing, and office cleaning. General contractors and special trade contractors primarily engaged in building repair work, cleaning building exteriors by sand or steam blasting, or cleaning up after construction are classified in Construction.

Medical equipment rental and leasing (SIC 7352). Establishments primarily engaged in renting or leasing (except finance leasing) medical equipment. These establishments may also sell medical supplies, but establishments primarily engaged in selling medical supplies are classified in Wholesale or Retail Trade. Establishments primarily engaged in finance leasing are classified in Finance, Industry 6159.

Heavy construction equipment rental and leasing (SIC 7353). Establishments primarily engaged in renting or leasing (except finance leasing) heavy construction equipment, with or without operators. Establishments primarily engaged in finance leasing are classified in Finance, Industry 6159.

For large geographic areas, data are presented for the following subdivisions of this classification:

1. Rental and leasing of heavy construction equipment without operators.
2. Rental and leasing of heavy construction equipment with operators.

Equipment rental and leasing, n.e.c. (SIC 7359). Establishments primarily engaged in renting or leasing (except finance leasing) equipment, not elsewhere classified, such as tools, furniture, industrial equipment (except heavy construction), televisions, appliances, party supplies, etc. Establishments primarily engaged in finance leasing are classified in Finance, Industry 6159.

Establishments renting or leasing automobiles and trucks without drivers are classified in Industry Group 751; those renting with drivers, in Transportation. Establishments renting (or leasing) medical equipment are classified in Industry 7352; video tapes and cassettes, in Industry 7841; amusement and recreation items, such as bicycles, beach chairs, etc., in Industry 7999; personal items, such as formal wear, lockers (other than refrigerated), and pillows, in Industry 7299; commercial boats, in Water Transportation, Major Group 44. Direct leasing of machinery or equipment by the manufacturer is classified in Manufacturing or Wholesale Trade. Establishments primarily leasing computer time, including time-sharing services, are classified in Industry 7374; and those renting or leasing computers or data processing equipment, in Industry 7377.

For large geographic areas, data are presented for the following subdivisions of this classification:

1. Equipment rental, except rent-to-own.
2. Equipment leasing, except finance leasing.
3. Rent-to-own.

Employment agencies (SIC 7361). Establishments primarily engaged in providing placement and employment services for employers or those seeking employment. Modeling agencies and nurses' registries are included. Theatrical employment agencies are classified in Industry 7922; motion picture casting bureaus, in Industry 7819; and establishments engaged in furnishing help to other businesses, in Industry 7363.

Help supply services (SIC 7363). Establishments primarily engaged in supplying temporary or continuing help (except agricultural) to other businesses on a contract or fee basis. The help supplied is on the payroll of the supplying establishment but is under the direct or general supervision of the business to whom the help is furnished. Establishments primarily engaged in providing placement and employment services are classified in Industry 7361. Establishments which provide both management and staff to operate a business are classified according to the type of activity of the business. Establishments primarily engaged in furnishing personnel to perform a range of services in support of the operation of other establishments are classified in Industry 8744. Farm labor supply is classified in Agriculture, Industry 0761.

For large geographic areas, data are presented for the following subdivisions of this classification:

1. Temporary help supply.
2. Employee leasing.
3. Other help supply services.

Computer programming services (SIC 7371). Establishments primarily engaged in providing custom computer programming services on a contract or fee basis. These

establishments often perform a variety of additional services, such as computer software design and analysis, modification of existing software, and training in the use of custom software. Establishments primarily engaged in the development and marketing of prepackaged software are classified in Industry 7372. Computer processing services are classified in Industry 7374.

Prepackaged software (SIC 7372). Establishments primarily engaged in designing and developing prepackaged software, including operating, utility, and applications programs. These establishments may also prepare software documentation for the user, install software for the user, and train the user in the use of the software. Establishments primarily engaged in buying and selling prepackaged software are classified in Wholesale or Retail Trade. Custom computer software services, including computer code authors, are classified in Industry 7371.

Computer integrated systems (SIC 7373). Establishments primarily engaged in developing or modifying computer software and packaging or bundling the software with hardware (computers and peripheral equipment) to create an integrated system for specific application. These establishments are involved in all phases of systems development, from design through installation. Establishments primarily engaged in buying and selling computer software and/or hardware are classified in Wholesale or Retail Trade, and establishments primarily engaged in manufacturing computers and/or peripheral equipment are classified in Manufacturing.

Computer processing and data preparation and processing services (SIC 7374). Establishments primarily engaged in providing computer processing and data preparation services. Service may consist of complete processing and preparation of reports from data supplied by the customer, or it may be specialized, such as data entry or making data processing equipment available on an hourly or time-sharing basis.

Information retrieval services (SIC 7375). Establishments primarily engaged in providing on-line information retrieval services on a contract or fee basis. The information generally involves a range of subjects and is taken from other primary sources. Establishments which collect and originate the data are classified in the industry associated with that activity.

Computer facilities management services (SIC 7376). Establishments primarily engaged in providing on-site management and operation of computer and data processing facilities on a contract or fee basis. Establishments primarily engaged in providing computer and data processing at their own facilities are classified in Industry 7374.

Computer rental and leasing (SIC 7377). Establishments primarily engaged in renting or leasing (except finance) computers and related data processing equipment on the

customers' site, whether or not also providing maintenance or support services. Establishments primarily engaged in both manufacturing and leasing computers and related data processing equipment are classified in Division D, Manufacturing, and separate establishments owned by the manufacturer and primarily engaged in leasing are classified in Wholesale Trade. Establishments primarily engaged in finance leasing of computers and related data processing equipment are classified in Finance, Industry 6159, and those primarily engaged in leasing computer time are classified in Industry 7374.

Computer maintenance and repair (SIC 7378). Establishments primarily engaged in the maintenance and repair of computers and computer peripheral equipment.

Computer related services, n.e.c. (SIC 7379). Establishments primarily engaged in providing computer related services, not elsewhere classified, such as computer consulting, disk and diskette conversion, and tape recertification.

For large geographic areas, data are presented for the following subdivisions of this classification:

1. Computer consultants.
2. Miscellaneous computer services, n.e.c.

Detective, guard, and armored car services (SIC 7381). Establishments primarily engaged in providing detective, guard, and armored car services. Fingerprint service, polygraph service, and rental of dogs for protective service are included in this classification.

For large geographic areas, data are presented for the following subdivisions of this classification:

1. Detective agencies and guard services.
2. Armored car services.

Security systems services (SIC 7382). Establishments primarily engaged in monitoring and maintaining security systems devices, such as burglar and fire alarms. These establishments may also sell, lease, and/or install the security systems which they monitor and maintain. Establishments primarily engaged in the sales and installation, or installation only, of such devices are classified in Construction, Industry 1731.

News syndicates (SIC 7383). Establishments primarily engaged in providing news, pictures, features, and news reporting services to newspapers and periodicals. Separate establishments of newspaper and periodical publishers which are engaged in gathering news are classified as auxiliaries.

Photofinishing laboratories (SIC 7384). Establishments primarily engaged in developing film and photographic prints and enlargements. Data for retail outlets (kiosks),

which are owned and operated by photofinishing laboratories for the pickup and delivery of film, are merged with data for the laboratory which owns them and are not treated as separate establishments. Establishments primarily engaged in processing motion picture and video film for the motion picture and television industries are classified in Industry 7819.

For large geographic areas, data are presented for the following subdivisions of this classification:

1. Photofinishing laboratories, except "one-hour" (mini) labs.
2. "One-hour" (mini) photofinishing.

Business services, n.e.c. (SIC 7389). Establishments primarily engaged in furnishing business services, not elsewhere classified, such as auctioneers' establishments (service only), business brokers, drafting service, independent lecture bureaus, inspection service, printing brokers, notaries public, and shop window decoration or trimming, on a commission or fee basis.

For large geographic areas, data are presented for the following subdivisions of this classification:

1. Sign painting shops. Establishments primarily engaged in making signs to individual order or in doing office door and window lettering. Establishments primarily engaged in making signs other than on a custom basis and neon sign manufacturers are classified in Manufacturing.
2. Interior designing. Establishments primarily engaged in advising clients on the selection of furniture, draperies, rugs, and other interior decorations on a commission or fee basis. Establishments providing interior designing service but primarily engaged in the sale of merchandise, are not included. Painting and papering contractors who frequently call themselves "interior decorators" are classified in Construction.
3. Telephone answering services. Establishments primarily engaged in transmitting telephone messages to their clients. Paging services are classified in Communications.
4. Water softening and conditioning services. Establishments primarily engaged in softening water by chemical treatment or other methods.
5. Packaging and labeling services. Establishments primarily engaged in packaging and labeling products, on a contract or fee basis, in packages or other containers normally intended for retail distribution. Companies primarily engaged in packing, crating, and otherwise preparing goods for shipping are classified in Transportation.
6. Trading stamp services. Establishments primarily engaged in selling trading stamps or merchandise coupons to merchants. The redemption stores of trading stamp companies are classified as auxiliary to this industry.

7. Convention and trade show services. Establishments primarily engaged in providing a variety of services to conventions and trade shows on a contract or fee basis, including decoration services, registration services, promotion, and other administrative functions.
8. Private mail centers. Establishments primarily engaged in providing mailbox rental and other postal and mailing (except advertising) services. In addition, establishments may provide typing, photocopying, and FAX services, and may sell office supplies.
9. Miscellaneous business services, n.e.c. Establishments primarily engaged in furnishing business services, not elsewhere classified.

Automotive Repair, Services, and Parking (SIC Major Group 75)

This group includes establishments primarily engaged in furnishing automotive repair, rental, leasing, parking, and other services. Similar facilities owned and operated by concerns for their own use and not available to the general public are treated as auxiliary establishments of those concerns and are not included here. Automotive repair shops operated by establishments engaged in the sale of new automobiles are classified in Retail Trade, as are those operated by gasoline service stations (where sales of merchandise (including fuel) exceed repair receipts). Automobile driving instruction is classified in Industry 8299.

Truck rental and leasing, without drivers (SIC 7513).

Establishments primarily engaged in short-term rental or extended-term leasing (with or without maintenance) of trucks, truck tractors, or semitrailers without drivers. Establishments primarily engaged in renting or leasing, except finance leasing, of industrial trucks are classified in Industry 7359; those renting or leasing trucks with drivers are classified in Transportation, Industry Group 421; and those renting or leasing heavy construction and earth moving equipment are classified in Industry 7353. Establishments primarily engaged in finance leasing are classified in Finance, Major Group 61.

For large geographic areas, data are presented for the following subdivisions of this classification:

1. Truck rental, without drivers.
2. Truck leasing, except finance leasing.

Passenger car rental (SIC 7514). Establishments primarily engaged in short-term rental of passenger cars without drivers. Data for separate automotive rental offices or concessions (e.g., airport locations) in the same metropolitan area, for which a common fleet of cars is maintained, are merged and not considered as separate establishments. Establishments primarily engaged in renting automobiles with drivers are classified in Transportation, Industry 4119.

Passenger car leasing (SIC 7515). Establishments primarily engaged in extended-term leasing of passenger cars without drivers. These establishments may or may not provide maintenance of vehicles as part of the lease contract. Establishments primarily engaged in renting automobiles with drivers are classified in Transportation, Industry 4119. Establishments primarily engaged in finance leasing are classified in Finance, Major Group 61.

Utility trailer and recreational vehicle rental (SIC 7519). Establishments primarily engaged in daily or extended-term rental of utility trailers and recreational vehicles. Establishments primarily engaged in renting motorcycles, bicycles, golf carts, gocarts, or recreational boats are classified in Industry 7999, and those engaged in renting airplanes are classified in Industry 7359. Establishments primarily engaged in the rental of mobile homes on site are classified in Real Estate, Industry 6515.

Automobile parking (SIC 7521). Establishments primarily engaged in the temporary parking of automobiles usually on an hourly, daily, or monthly contract or fee basis. Excluded are municipal parking lots and lots operated by establishments or institutions primarily engaged in other activities (e.g., department stores, hospitals, restaurants). Valet parking is classified in Industry 7299. Establishments primarily engaged in extended or dead storage of automobiles are classified in Transportation, Industry 4226.

For large geographic areas, data are presented for the following subdivisions of this classification:

1. Parking lots.
2. Parking structures.

Top, body, and upholstery repair shops and paint shops (SIC 7532). Establishments primarily engaged in the repair of automotive tops, bodies, and interiors, or automotive painting and refinishing. Also included in the industry are establishments primarily engaged in customizing automobiles, trucks, and vans, except on a factory basis. Those engaged in customizing automobiles, trucks, and vans on a factory basis are classified in Manufacturing, Industry Group 371.

For large geographic areas, data are presented for the following subdivisions of this classification:

1. Top and body repair shops.
2. Paint shops.

Automotive exhaust system repair shops (SIC 7533). Establishments primarily engaged in the installation, repair, or sale and installation of automotive exhaust systems. The sale of mufflers, tailpipes, and catalytic converters is considered to be incidental to the installation of these products.

Tire retreading and repair shops (SIC 7534). Establishments primarily engaged in repairing and retreading automotive tires. Establishments classified here may either retread customers' tires or retread tires for sale or exchange to the user or the trade.

Automotive glass replacement shops (SIC 7536). Establishments primarily engaged in the installation, repair, or sale and installation of automotive glass. The sale of the glass is considered incidental to the replacement.

Automotive transmission repair shops (SIC 7537). Establishments primarily engaged in the installation, repair, or sale and installation of automotive transmissions. The sale of transmissions and related parts is considered incidental to transmission installation or repair.

General automotive repair shops (SIC 7538). Establishments primarily engaged in general automotive repair, such as engine repair shops (except industrial truck engines), general repair and service garages, and diesel engine repair shops. Establishments primarily engaged in specialized repair of individual engine components, not elsewhere classified, are classified in Industry 7539. Establishments primarily engaged in repair of motorcycles are classified in Industry 7699.

For large geographic areas, data are presented for the following subdivisions of this classification:

1. General automotive repair shops, except diesel.
2. Diesel repair shops.

Automotive repair shops, n.e.c. (SIC 7539). Establishments primarily engaged in specialized automotive repair, not elsewhere classified, such as fuel service (carburetor repair), brake relining, front-end and wheel alignment, and radiator repair. Establishments primarily engaged in automotive welding are classified in Industry 7692.

For large geographic areas, data are presented for the following subdivisions of this classification:

1. Radiator repair.
2. Brake, front end, and wheel alignment.
3. Carburetor repair shops.
4. Automotive electrical repair shops.
5. Other automotive repair shops, n.e.c. Establishments primarily engaged in specialized automotive repairs, not elsewhere classified, such as frame repair, piston ring service and repair, speedometer repair, and heater and air-conditioning repair.

Carwashes (SIC 7542). Establishments primarily engaged in washing, waxing, and polishing motor vehicles or furnishing facilities for the self-service washing of motor vehicles.

Automotive services, except repair and carwashes (SIC 7549). Establishments primarily engaged in furnishing automotive services, except repair and carwashes, such as lubricating service, towing service, diagnostic service, undercoating service, and inspection service.

For large geographic areas, data are presented for the following subdivisions of this classification:

1. Lubrication shops.
2. Towing services.
3. Other automotive services, n.e.c.

Miscellaneous Repair Services (SIC Major Group 76)

This group includes establishments primarily engaged in miscellaneous repair services, not elsewhere classified. Repair departments of retail dealers or manufacturers are not included unless operated as separate establishments and reported as such. This group does not include some repair services of which the more important are: repair to structures (classified in Construction); garment and shoe repair (classified in Major Group 72); automotive repair services (classified in Major Group 75); electronic computer and computer peripheral equipment repair services (classified in Industry 7378); ship and boat repair (classified in Manufacturing); and railroad repair (classified in Manufacturing).

Radio and television repair shops (SIC 7622). Establishments primarily engaged in repairing radios, televisions, phonographs, stereo equipment, and tape recorders. Also included are establishments engaged in installing and repairing television, amateur, and citizens' band antennas, and those engaged in installing and servicing similar equipment in homes, offices, boats, automobiles, or other vehicles. Establishments primarily engaged in installation, repair, or maintenance of radio and television broadcast transmitting antennas and towers are classified in Construction. Repair departments of radio and television dealers are not included here unless operated and reported as separate establishments.

Refrigeration and air-conditioning service and repair shops (SIC 7623). Establishments primarily engaged in servicing and repairing household and commercial electrical refrigerators and air-conditioning and refrigeration equipment. Establishments primarily engaged in servicing and repairing gas refrigeration equipment are classified in Industry 7699, and those repairing automotive air-conditioning equipment are classified in Industry 7539. Establishments primarily engaged in installing refrigeration and air-conditioning systems are classified in Construction.

Electrical and electronic repair shops, n.e.c. (SIC 7629). Establishments primarily engaged in servicing and repairing electrical and electronic equipment, not elsewhere classified, such as electrical household appliances (washing machines, vacuum cleaners, irons, toasters, etc.) and electrical and electronic industrial equipment. Electrical contractors and electrical shops engaged primarily in house wiring are included in Construction, Industry 1731. The repair of electric motors is classified in Industry 7694. Repair of electronic computers and computer peripheral equipment is classified in Industry 7378.

Watch, clock, and jewelry repair (SIC 763). Establishments primarily engaged in the repair of watches, clocks, or jewelry. Establishments primarily engaged in assembling watches from purchased parts are classified in Manufacturing, Industry 3873.

Reupholstery and furniture repair (SIC 764). Establishments primarily engaged in furniture reupholstery and repair. Establishments primarily engaged in selling upholstery materials, making slipcovers and draperies to order, or in upholstering new frames to individual order are classified in Retail Trade, as are establishments making furniture and cabinets on a custom basis.

Welding repair (SIC 7692). Establishments primarily engaged in repair work by welding, including automotive welding. Welding in connection with the manufacture of a product is classified in Manufacturing. Welding contractors doing welding work at construction sites are classified in Construction, Industry 1799.

Armature rewinding shops (SIC 7694). Establishments primarily engaged in rewinding armatures and rebuilding or repairing electric motors. Establishments classified here may either repair customers' equipment or repair their own equipment for sale or exchange to users or to the trade. Establishments primarily engaged in the repair of electrical appliances are classified in Industry 7629.

Repair shops and related services, n.e.c. (SIC 7699). Establishments primarily engaged in specialized repair services, not elsewhere classified, such as farm machinery and equipment repair; lawnmower, saw, knife, and tool sharpening and repair; bicycle repair; lock and gun repair; musical instrument repair; and the repair of typewriters. Repair services which involve primarily electrical or electronic equipment or components are classified in Industry 7629; however, primarily mechanical repair of electrically powered equipment, such as electric sewing machine repair, is included here.

For large geographic areas, data are presented for the following subdivisions of this classification:

1. Farm machinery and equipment repair.
2. Lawnmower and other small gasoline engine repair. Establishments primarily engaged in saw, knife, and tool sharpening are also included here.
3. Sewer and septic tank cleaning services. Establishments primarily engaged in cleaning or repairing sewers and septic tanks. Establishments which install septic tanks are classified in Construction.
4. Other repair and related services, n.e.c. Establishments primarily engaged in specialized repair services, not elsewhere classified, such as aircraft flight instrument repair (except electrical), blacksmith shops, bicycle repair, boiler repair, photographic equipment repair,

dental instrument repair, furnace and chimney cleaning, gunsmith shops, key duplicating shops, motorcycle repair, musical instrument tuning and repair, taxidermists, typewriter repair, umbrella repair, and venetian blind repair.

Motion Pictures (SIC Major Group 78)

This group includes establishments producing and distributing motion pictures, exhibiting motion pictures in commercially operated theaters, and furnishing services to the motion picture industry. The term "motion pictures" includes similar productions for television or other media using film, tape, or other means.

Motion picture and video tape production (SIC 7812). Establishments primarily engaged in the production of theatrical and nontheatrical motion pictures and video tapes for exhibition or sale. Establishments engaged in both production and distribution of motion pictures are included here, as well as those engaged in the production of educational, industrial, and religious films. Establishments primarily engaged in motion picture and video tape reproduction are classified in Industry 7819.

For large geographic areas, data are presented for the following subdivisions of this classification:

1. Motion picture production, except for television.
2. Motion picture and tape production for television.

Services allied to motion picture production (SIC 7819). Establishments primarily engaged in performing auxiliary services to motion picture production, such as motion picture film processing, editing, and titling. Also included are casting bureaus, wardrobe and studio property rental, rental and repair of cameras and other motion picture equipment, stock footage film libraries, and television tape services (editing, transfers, etc.).

Motion picture and video tape distribution (SIC 7822). Establishments primarily engaged in the distribution (rental or sale) of theatrical and nontheatrical motion picture films or in the distribution of video tapes and disks, except to the general public. Establishments engaged in both distribution and production are classified in Industry 7812. Establishments primarily engaged in renting video tapes and disks to the general public are classified in Industry 7841, and those engaged in the sale of video tape and disks to individuals for personal or household use are classified in Retail Trade, Industry 5735.

For large geographic areas, data are presented for the following subdivisions of this classification:

1. Motion picture film exchanges.
2. Film and tape distribution for television.
3. Video tape wholesalers.

Services allied to motion picture distribution (SIC 7829). Establishments primarily engaged in performing auxiliary services to motion picture distribution, such as film delivery service, film purchasing and booking agencies, and film libraries.

Motion picture theaters, except drive-in (SIC 7832). Commercially operated theaters primarily engaged in the indoor exhibition of motion pictures.

Drive-in motion picture theaters (SIC 7833). Commercially operated theaters, commonly known as drive-in theaters, primarily engaged in the outdoor exhibition of motion pictures.

Video tape rental (SIC 7841). Establishments primarily engaged in renting recorded video tapes and disks to the general public for personal or household use. Establishments primarily engaged in renting video recorders and players are classified in Industry 7359. Establishments primarily engaged in selling recorded video tapes and disks to the general public are classified in Retail Trade, Industry 5735, and those engaged in the wholesale distribution of recorded video tapes and disks are classified in Industry 7822.

Amusement and Recreation Services, Except Motion Pictures (SIC Major Group 79)

This group includes establishments primarily engaged in providing amusement, recreation, or entertainment services, not elsewhere classified. Gambling businesses, where legal, are also included in this Major Group; however, combined gambling and lodging facilities with 25 guestrooms or more are classified in Industry 7011. Establishments primarily engaged in operating museums, art galleries, arboreta, and botanical and zoological gardens are classified in Major Group 84.

Dance studios, schools, and halls (SIC 791). Establishments primarily engaged in operating public dance halls or ballrooms, dance studios, and dance schools. Establishments primarily engaged in renting facilities used as dance halls or ballrooms are classified in Real Estate, Industry 6512.

Theatrical producers (except motion picture) and miscellaneous theatrical services (SIC 7922). Establishments primarily engaged in providing live theatrical presentations, such as road companies and summer theaters. This industry also includes services allied with theatrical presentations, such as casting agencies; booking agencies for plays, artists, and concerts; scenery, lighting, and other equipment services; and theatrical ticket agencies. Also included in this industry are producers of live and taped radio programs and commercials and producers of live television programs.

For large geographic areas, data are presented for the following subdivisions of this classification:

1. Producers of live theatrical productions. Stock or repertory companies, whether or not operating their own theaters, are included here. Establishments primarily engaged in producing shows for dinner theaters but not operating the food service are also included here. Dinner theaters operating food service are classified in Retail Trade, Industry 5812.
2. Producers of radio and television shows, except tape producers. Establishments primarily engaged in producing shows for live presentation on radio and television. Producers of motion picture and television tape are classified in Industry 7812 and producers of radio tape in the subgroup Other theatrical services.
3. Artists' and entertainers' managers or agents, concert bureaus, and booking agents.
4. Other theatrical services. Establishments engaged in theatrical services, not elsewhere classified, such as ticket agencies; theatrical, television, and radio employment agencies; theatrical equipment rental and design; and lighting. Radio show tape producers are included here.

Bands, orchestras, actors, and other entertainers and entertainment groups (SIC 7929). Establishments primarily engaged in providing entertainment other than live theatrical presentations. These establishments include bands, orchestras, and entertainers.

For large geographic areas, data are presented for the following subdivisions of this classification:

1. Dance groups and artists.
2. Symphony orchestras, opera companies, and chamber music organizations.
3. Other music groups and artists. Dance and stage bands, orchestras (except symphony or chamber), combos, quintets, soloists, and similar musical organizations, groups, and artists.
4. Other entertainers and entertainment groups. Entertainers other than dance bands, symphony orchestras, dance groups, or similar musical and dance organizations.

Bowling centers (SIC 7933). Establishments primarily engaged in providing facilities for bowling.

Professional sports clubs and promoters (SIC 7941). Operators and promoters of professional and semiprofessional athletic clubs, promoters of athletic events, and managers of individual professional athletes. Receipts from radio or television broadcasts, from sales of players, from concession operators, and from noncustomer sources are not included in the total receipts for the activities

classified here. Establishments primarily engaged in renting stadiums and athletic fields to sports promoters and clubs are classified in Real Estate, Industry Group 651.

For large geographic areas, data are presented for the following subdivisions of this classification:

1. Baseball clubs.
2. Football clubs.
3. Other professional sports clubs.
4. Managers and promoters.

Racing, including track operation (SIC 7948). Promoters and participants in racing activities, including racetrack operators, operators of racing stables, jockeys, racehorse trainers, and race car owners and operators. Establishments which own racetracks but do not engage in promotion of racing events, are classified in Real Estate, Industry Group 651. Stables and kennels primarily engaged in breeding or boarding horses and dogs are classified in Agriculture, Industry 0752.

For large geographic areas, data are presented for the following subdivisions of this classification:

1. Auto racetrack operation.
2. Horse racetrack operation.
3. Dog racetrack operation.
4. Racing stables and racing, n.e.c.

Physical fitness facilities (SIC 7991). Establishments primarily engaged in operating reducing and other health clubs, spas, and similar facilities featuring exercise and other active physical fitness conditioning, whether or not on a membership basis. Establishments providing aerobic dance and exercise classes are also included here. Sports and recreation clubs are classified in Industry 7997 if operated on a membership basis, and in Industry 7992 or 7999 if open to the general public. Health resorts and spas providing lodging are classified in Major Group 70. Establishments that promote physical fitness through diet control are classified in Industry 7299.

For large geographic areas, data are presented for the following subdivisions of this classification:

1. Physical fitness centers, except gymnasiums and athletic clubs.
2. Gymnasiums and athletic clubs.

Public golf courses (SIC 7992). Privately operated establishments primarily engaged in the operation of golf courses open to the general public on a fee basis. Municipally owned and operated golf courses are not included. Membership golf and country clubs are classified in Industry 7997. Miniature golf courses and golf driving ranges are classified in Industry 7999.

Coin-operated amusement devices (SIC 7993). Establishments primarily engaged in operating coin-operated amusement devices either in their own or in other places of business. Such amusement devices include juke boxes, pinball machines, mechanical games, video games, slot machines (where legal), and similar types of amusement equipment. The amusement devices may also be operated by bills. Amusement arcades and parlors are also included. Establishments primarily engaged in rental of such devices are classified in Industry 7359.

Amusement parks (SIC 7996). Establishments known as amusement parks, theme parks, kiddie parks, etc., which group together a number of attractions, such as mechanical rides, amusement devices, refreshment stands, and picnic grounds. Individual ride operators or concessionaires operating within the park are classified in Industry 7999, as are carnivals operating without a fixed exhibition site. Owners of the park grounds (who do not operate the amusement parks) are classified in Real Estate, Industry Group 651.

Membership sports and recreation clubs (SIC 7997). Sports and recreation clubs which maintain facilities for use only by members and their guests, such as country, golf, tennis, yacht, and swimming clubs. Such establishments are classified here regardless of the proportion of receipts derived from food or liquor sales. Membership organizations engaged in civic, social, or fraternal activities are classified in Industry 864. Physical fitness facilities are classified in Industry 7991.

Amusement and recreation services, n.e.c. (SIC 7999). Establishments primarily engaged in the operation of sports, amusement, and recreation services, not elsewhere classified, such as bathing beaches, swimming pools, and riding academies and schools. Membership sports and recreation clubs not open to the general public are classified in Industry 7997.

For large geographic areas, data are presented for the following subdivisions of this classification:

1. Concession operators of amusement devices and rides. Concession operators of mechanical rides or of amusement devices in amusement parks, carnivals, circuses, or fairs; or operators of independently operated rides or devices of this type.
2. Carnivals and circuses. Establishments operating a group of amusement, service, and/or retail units, generally known as carnivals, which do not have any fixed exhibition site; or companies engaged in the operation of circuses having acrobatic and animal shows and individual circus acts. Side shows are included here. Individual performers in circuses are classified in Other entertainers and entertainment groups, a subgroup of Industry 7929.
3. Fairs. Establishments primarily engaged in arranging and operating the exhibitions and related activities

usually associated with county, State, or similar fairs. Carnivals and side shows which are part of the fairs but which are independently owned and operated are included in the subgroup Carnivals and circuses. Other independently owned and operated amusement device and ride concessions are included in the subgroup Concession operators of amusement devices and rides.

4. Roller skating rinks.
5. Ice skating rinks.
6. Other amusement and recreation services, n.e.c. Establishments primarily engaged in the commercial operation of sports, amusement, and recreation services, not elsewhere classified. Included are establishments engaged in instruction of sports or recreational activities, such as baseball, bridge, golf, judo, karate, skiing, swimming, and tennis. Also included are establishments renting articles for amusement and recreation, such as beach chairs and accessories, bicycles, golf carts, small boats and canoes, and saddle horses.

Other establishments in this classification include commercially operated bathing beaches, gambling establishments (where legal), golf driving ranges, miniature golf courses, riding academies and stables, shooting galleries, slot-car tracks, ski lifts, day camps, and establishments engaged in the commercial operation of swimming pools open to the general public for a fee. Municipally operated golf courses and swimming pools are excluded from this census. Privately owned tourist attractions, such as natural wonders or manmade exhibits, are included here. Museums, art galleries, and botanical and zoological gardens are included in Major Group 84.

Health Services (SIC Major Group 80)

This group includes establishments primarily engaged in furnishing medical, surgical, and other health services to persons. Associations or groups, such as Health Maintenance Organizations (HMO's), primarily engaged in providing medical or other health services to members are included but those which only provide insurance covering hospitalization or medical costs are classified in Insurance, Major Group 63. Hospices providing medical services are also included in this Major Group and are classified according to the primary service provided. Health care facilities were primarily coded based on self-designation. Where multiple levels of care were indicated but were not apparently separate operations, the facility was generally classified based on the highest level of care provided. Veterinarians are classified in Agriculture, Industry Group 074.

Offices and clinics of doctors of medicine (SIC 801). Establishments of licensed practitioners having the degree of M.D. and engaged in the practice of general or specialized medicine and surgery. General medical clinics (staffed by licensed practitioners having M.D. degree) are also classified here.

Associations of physicians formed solely for sharing expenses (including payroll) are also included here. Receipts are not applicable for these associations since their operations are funded by reimbursements from member firms, and these funds are not considered operating receipts for medical services provided. However, their payroll and employment data are included in statistics presented for this category.

For large geographic areas, data are presented for the following subdivisions of this classification:

1. Offices of doctors of medicine. Includes offices as well as group clinics owned and operated by physicians for the purpose of carrying on their profession.
2. General medical clinics. Includes clinics not owned and operated by physicians associated for the purpose of carrying on their profession.

Offices and clinics of dentists (SIC 802). Establishments of licensed practitioners having the degree of D.D.S. (or D.D. Sc.) or D.M.D. and engaged in the practice of general or specialized dentistry, including dental surgery. Dental clinics are also classified here.

For large geographic areas, data are presented for the following subdivisions of this classification:

1. Offices of dentists. Includes offices as well as group clinics owned and operated by dentists associated for the purpose of carrying on their profession.
2. Dental clinics. Includes clinics not owned and operated by dentists associated for the purpose of carrying on their profession.

Offices and clinics of doctors of osteopathy (SIC 803). Establishments of licensed practitioners having the degree of D.O. and engaged in the practice of general or specialized osteopathic medicine and surgery.

For large geographic areas, data are presented for the following subdivisions of this classification:

1. Offices of osteopathic physicians.
2. Osteopathic clinics.

Offices and clinics of chiropractors (SIC 8041). Establishments of licensed practitioners having the degree of D.C. and engaged in the practice of chiropractic medicine.

Offices and clinics of optometrists (SIC 8042). Establishments of licensed practitioners having the degree of O.D. and engaged in the practice of optometry. Establishments where receipts are primarily from the sale of optical goods prescribed as a result of eye examinations performed at another establishment are classified in Retail Trade, Industry 5999.

Offices and clinics of podiatrists (SIC 8043). Establishments of licensed practitioners having the degree of D.P. and engaged in the practice of podiatry.

Offices and clinics of health practitioners, n.e.c. (SIC 8049). Establishments of health practitioners engaged in practice in health fields, not elsewhere classified, such as acupuncturists, midwives, nutritionists, physical and occupational therapists, and psychologists.

Skilled nursing care facilities (SIC 8051). Establishments primarily engaged in providing inpatient nursing and rehabilitative services to patients who require continuous health care but not hospital services. Care must be ordered by and under the direction of a physician. The staff must include a licensed nurse on duty continuously with a minimum of one full-time registered nurse on duty during each day shift. Included are establishments certified to deliver skilled nursing care under the Medicare and Medicaid programs.

Intermediate care facilities (SIC 8052). Establishments primarily engaged in providing inpatient nursing and rehabilitative services but not on a continuous basis. Staffing must include 24-hour per day personnel with a licensed nurse on duty full-time during each day shift. At least once a week, consultation with a registered nurse on the delivery of care is required. Included are facilities certified to deliver intermediate care under the Medicaid program.

Nursing and personal care facilities, n.e.c. (SIC 8059). Establishments primarily engaged in providing some nursing and/or health-related care to patients who do not require the degree of care and treatment that a skilled or intermediate care facility is designed to provide. Included are rest homes, convalescent homes, and other institutions where health care is a major element. Residential facilities, such as homes for the retarded and the elderly which provide personal care but where health care is incidental, are classified in Industry 8361.

General medical and surgical hospitals (SIC 8062). Establishments primarily engaged in providing general medical and surgical services and other hospital services. Specialty hospitals are classified in Industries 8063 and 8069.

Psychiatric hospitals (SIC 8063). Establishments primarily engaged in providing diagnostic medical services and inpatient treatment for the mentally ill. Establishments known as hospitals and primarily engaged in providing health care for the mentally retarded are classified in Industry 8051.

Specialty hospitals, except psychiatric (SIC 8069). Establishments primarily engaged in providing diagnostic services, treatment, and other hospital services for specialized categories of patients, except for the mentally ill.

Medical laboratories (SIC 8071). Establishments primarily engaged in providing professional analytic or diagnostic services to the medical profession or to the patient as

prescribed by a physician. Laboratories engaged in the manufacture of medical or pharmaceutical products are classified in Manufacturing. Laboratories engaged in commercial medical research are classified in Industry 8731, and those engaged in noncommercial medical research are classified in Industry 8733.

Dental laboratories (SIC 8072). Establishments primarily engaged in making dentures, artificial teeth, and orthodontic appliances to order for the dental profession. The manufacture of teeth other than to order is classified in Manufacturing. Establishments providing dental X-ray laboratory services are classified in Industry 8071.

Home health care services (SIC 8082). Establishments primarily engaged in providing skilled nursing or medical care in the home under supervision of a medical doctor. Establishments of registered or practical nurses engaged in the independent practice of their profession are classified in Industry 8049, and nurses' registries are classified in Industry 7361. Establishments primarily engaged in selling health care products for personal or household consumption are classified in Retail Trade, and those engaged in renting or leasing products for health care are classified in Industry 7352.

Kidney dialysis centers (SIC 8092). Establishments primarily engaged in providing kidney or renal dialysis services.

Specialty outpatient facilities, n.e.c. (SIC 8093). Establishments primarily engaged in outpatient care of a specialized nature, such as alcohol and drug treatment, birth control/family planning, etc., with permanent facilities and with medical staff to provide diagnosis, treatment, or both for patients who are ambulatory but do not require inpatient care.

Health and allied services, n.e.c. (SIC 8099). Establishments primarily engaged in providing health and allied services, n.e.c., such as blood banks, blood donor stations, childbirth preparation classes, medical photography and art, and oxygen tent services. Establishments of registered or practical nurses in independent practice are classified in Industry 8049. Ambulance services are classified in Transportation, Industry 4119.

Legal Services (SIC Major Group 81)

This group includes establishments which are headed by members of the bar and are engaged in offering legal advice or legal services. Nonprofit legal services (including legal aid societies) are classified here. Associations of lawyers formed solely for the sharing of expenses (including payroll) and not for the purpose of jointly practicing their profession are also included. Receipts are not applicable for these associations since their operations are funded by reimbursements from member firms, and these

funds are not considered operating receipts for legal services provided. However, their payroll and employment data are included in statistics presented for this category.

Selected Educational Services (SIC's 823, 824, 829)

This group includes libraries as well as establishments furnishing formal courses through correspondence, commercial, and trade schools. Elementary and secondary schools (Industry 8211); colleges, universities, and professional schools (Industry 8221); and junior colleges and technical institutes (Industry 8222) are out of scope of the census.

Libraries (SIC 823). Establishments primarily engaged in providing library services, including the circulation of books and other materials for reading, study, and reference.

Data processing schools (SIC 8243). Establishments primarily engaged in offering training in data processing (including data keying), computer programming, and in computer and peripheral equipment operation, maintenance, and repair.

Business and secretarial schools (SIC 8244). Establishments primarily engaged in offering courses in business machine operation, office procedures, and secretarial and stenographic skills.

Vocational schools, n.e.c. (SIC 8249). Establishments primarily engaged in offering specialized vocational courses, not elsewhere classified but not academic training. This industry includes apprentice training, aviation schools, commercial art schools, and practical nursing schools. Schools for the instruction of beauticians are classified in Industry 7231, and barber schools are classified in Industry 7241. Establishments primarily engaged in offering educational courses by mail are included here.

Schools and educational services, n.e.c. (SIC 829). Establishments primarily engaged in offering specialized educational courses and services, not elsewhere classified, such as music schools, drama schools, language schools, student exchange programs, and civil service and other short-term examination preparatory schools. Vocational counseling (excluding rehabilitation) is also included here. Educational testing is included in Industry 8748. Establishments primarily engaged in operating dance schools are classified in Industry 7911; those providing rehabilitation counseling are classified in Industry 8331; and those providing sports instruction in Industry 7999.

Social Services (SIC Major Group 83)

This group includes establishments providing social services and rehabilitation services to those persons with social or personal problems requiring special services and to the physically challenged and the disadvantaged. Also

included are organizations soliciting funds to be used directly for these and related services, as well as community development and planning agencies. Government offices involved with the delivery of such services are out of scope of the census.

Individual and family social services (SIC 832). Establishments primarily engaged in providing one or more of a variety of individual and family social, counseling, welfare, or referral services, including refugee, disaster, and temporary relief services.

Job training and vocational rehabilitation services (SIC 833). Establishments primarily engaged in providing training, work experience, and vocational rehabilitation services for the unemployed, the underemployed, the physically challenged, and to persons who have a job market disadvantage because of lack of education or experience, skill obsolescence, or personal characteristics or problems. Included are upgrading and job development services, skill training, world-of-work orientation, and vocational rehabilitation counseling. Union apprentice training schools are classified in Industry 8249.

Child day care services (SIC 835). Establishments primarily engaged in care of infants or children, or in providing prekindergarten education, where medical care or delinquency correction is not a major element. These establishments may or may not have substantial educational programs and may care for older children when they are not in school. Establishments providing babysitting services are classified in Industry 7299. Head start centers operating in conjunction with elementary schools are classified in Industry 8211.

Residential care (SIC 836). Establishments primarily engaged in the provision of residential social and personal care for children, the elderly, and special categories of persons with some limits on ability for self-care but where medical care is not a major element. Included here are group foster homes; halfway group homes; homes for the retarded, the elderly, the deaf, and the blind; juvenile correctional homes; rehabilitation (residential) centers; and children's boarding homes. Boarding schools providing elementary and secondary education are classified in Industry 8211.

Social services, n.e.c. (SIC 839). Establishments primarily engaged in providing social services, not elsewhere classified, including community improvement, social change, and neighborhood development. Also included are organizations primarily engaged in soliciting contributions on their own account and administering appropriations and allocating funds among other agencies engaged in social welfare services; establishments primarily engaged in the prevention of criminal or antisocial behavior; and regional social service planning agencies. Establishments which raise funds on a contract basis are classified in Industry 7389. Civic, social, fraternal, and political organizations are included

in Major Group 86. Industrial development consulting and planning is classified in Industry 8748. Philanthropic trusts and foundations which are not actually engaged in providing social welfare services are classified in Finance, Industry 6732.

Museums, Art Galleries, and Botanical and Zoological Gardens (SIC Major Group 84)

This major group includes commercial and noncommercial museums, art galleries, arboreta, and botanical and zoological gardens.

Museums and art galleries (SIC 8412). Establishments primarily engaged in the commercial or noncommercial operation of museums and art galleries. Historical, cultural, and educational societies whose functions are primarily providing attractions for the public are included here. Art galleries or art dealers primarily selling to the general public are classified in Retail Trade, Industry 5999.

Arboreta and botanical or zoological gardens (SIC 8422). Establishments primarily engaged in the commercial or noncommercial operation of arboreta and botanical and zoological gardens.

Selected Membership Organizations (SIC's 861, 862, 864, 869)

This group includes organizations operating on a membership basis for the promotion of the interests of their members. Also included are organizations which are not operated on a membership basis but which promote the interests of a constituency or group of supporters. This group does not include business establishments operated by membership organizations, such as hotels open to the general public, golf and country clubs, fraternity and sorority houses, and credit unions. Such establishments are classified according to their primary activity.

Establishments of religious organizations operated for worship or for promotion of religious activities, such as churches, convents, and religious schools and missions, are classified in Industry 8661 and are out of scope of the census. Also excluded are Labor unions and similar labor organizations (Industry 8631) and Political organizations (Industry 8651).

Business associations (SIC 861). Membership organizations engaged in promoting business interests of their members, such as better business bureaus, boards of trade, chambers of commerce, industrial standards committees, merchants' associations, real estate boards, and trade associations. Membership organizations formed to carry out a specific business function, such as common marketing of crops or joint advertising, are classified according to the function performed.

Professional membership organizations (SIC 862). Membership organizations of professional persons formed for the advancement of the interests of their profession, such as bar associations, engineering associations, and scientific membership organizations.

Civic, social, and fraternal associations (SIC 864). Membership organizations engaged in civic, social, or fraternal activities, such as alumni associations, citizens' associations, fraternities, scout organizations, singing societies, university clubs, veterans' organizations, youth associations, and consumer education and public advocacy groups (except organizations primarily engaged in research). Bars and restaurants owned and operated by organizations for use by members and guests only are also classified here. Hotels and lodging houses operated by organizations for use by members and their guests only, including fraternity and sorority houses, are classified in Industry 7041. Membership sports and recreation clubs are classified in Industry 7997. Homeowner, tenant, and condominium associations primarily engaged in managing real estate are classified in Real Estate, Industry 6531.

Membership organizations, n.e.c. (SIC 869). Membership organizations, not elsewhere classified, such as athletic regulatory associations, automobile owners' associations, farm bureaus, historical clubs, and humane societies.

Engineering, Accounting, Research, Management, and Related Services (SIC Major Group 87)

This group includes establishments primarily engaged in providing engineering, architectural, and surveying services; accounting, auditing, and bookkeeping services; research, development, and testing services; and management and public relations services.

Engineering services (SIC 8711). Establishments primarily engaged in providing professional engineering services. Establishments primarily providing and supervising their own engineering staff on temporary contract to other firms are included here. Establishments providing engineering but not supervisory, personnel are classified in Industry 7363. Photogrammetric engineering services are classified in Industry 8713.

Architectural services (SIC 8712). Establishments primarily engaged in providing professional architectural services. Landscape architectural services are classified in Agriculture, Industry 0781. Establishments primarily engaged in providing graphic arts and related design services are classified in Industry 7336, and those providing drafting services are classified in Industry 7389.

Surveying services (SIC 8713). Establishments primarily engaged in providing professional land, water, and aerial surveying services.

Accounting, auditing, and bookkeeping services (SIC 8721). Establishments primarily engaged in furnishing accounting, bookkeeping, and related auditing services. These establishments may use data processing and tabulating techniques as part of providing their services. However,

establishments primarily engaged in providing data processing and tabulating services are classified in Industry 7374. Establishments providing income tax return preparation services, without also furnishing accounting, auditing, or bookkeeping services, are classified in Industry 7291.

Commercial physical and biological research (SIC 8731).

Establishments primarily engaged in physical and biological research and development on a contract or fee basis. Noncommercial research establishments (funded by endowments, grants, or contributions) are classified in Industry 8733. Separate establishments of aircraft, guided missile, or spacecraft manufacturers primarily engaged in research and development on these products are classified in Manufacturing, Major Group 37.

For large geographic areas, data are presented for the following subdivisions of this classification:

1. Commercial physical research.
2. Commercial medical and biological research.

Commercial economic, sociological, and educational research (SIC 8732).

Establishments primarily engaged in performing business, marketing, opinion, and other economic, sociological, and educational research on a contract or fee basis. Noncommercial research establishments (funded by endowments, grants, or contributions) are classified in Industry 8733.

Noncommercial research organizations (SIC 8733). Establishments primarily engaged in performing research into and dissemination of information for public health, education, or general welfare. These establishments primarily operate on funds from endowments, contributions, and grants. Establishments which fund such research, although the actual research may be contracted out to other establishments, are also classified here.

Testing laboratories (SIC 8734). Establishments primarily engaged in providing testing services. Establishments performing clinical laboratory testing for the medical profession are classified in Industry 8071.

Management services (SIC 8741). Establishments primarily engaged in furnishing general or specialized management services on a day to day basis and on a contract or fee basis. Establishments classified here do not provide operating staff. Management and operation of a business, where operating staff as well as management is provided, is classified according to the activity of the establishment managed. Construction management services are classified here.

Management consulting services (SIC 8742). Establishments primarily engaged in furnishing operating counsel and assistance to managements of private, nonprofit, and public organizations. These establishments generally perform a variety of activities, such as strategic and organizational planning; financial planning and budgeting; marketing objectives and policies planning; information systems

planning, evaluation, and selection; human resources policies and practices planning; and production scheduling and control planning.

Public relations services (SIC 8743). Establishments primarily engaged in the preparation of materials, written or spoken, which are designed to promote the interests of their clients by attempting to influence the general public or other groups.

Facilities support management services (SIC 8744).

Establishments primarily engaged in furnishing personnel to perform a range of services in support of the operations of other establishments, or those engaged in providing a number of different continuing services, on a contract or fee basis, within other establishments. Establishments which provide management and staff to operate a business are classified according to the type of activity of the business. Establishments primarily providing one specialized service are classified in the specialized industry. Establishments primarily supplying temporary or continuing help (except agricultural) are classified in Industry 7363. Establishments which provide management services only (except agricultural) are classified in Industry 8741. Computer facilities management is classified in Industry 7376.

Business consulting services, n.e.c. (SIC 8748). Establishments primarily engaged in furnishing business consulting services, not elsewhere classified, on a contract or fee basis. Included are agricultural, economic, educational, and systems engineering consultants as well as city planners and testing services (educational or personnel).

Services, Not Elsewhere Classified (SIC Major Group 89)

Establishments primarily providing services, not elsewhere classified, such as artists (excluding commercial and medical artists), authors, scientific consultants (working on their own account), inventors, lecturers, music arrangers, newspaper columnists, radio commentators, song writers, weather forecasters, and writers.

There is evidence that among small employer establishments (for which kind-of-business information is obtained from administrative records), many service establishments are classified incorrectly in this industry because there is insufficient information to determine the correct kind-of-business classification. Therefore, the published data probably overstate the number of establishments and level of activity for this category.

For large geographic areas, data are presented for the following subdivisions of this classification:

1. Scientific and related consulting services, except environmental.
2. Environmental consulting.
3. Authors, composers, and other arts-related services.
4. Other services, n.e.c.

Appendix B. **Sample Report Form and Instructions**

The sample report form and instructions are shown on the following pages.



Appendix C.

Kind-of-Business Titles and Reporting-Form Numbers

[Listed below are service industries kind-of-business titles and their corresponding reporting-form numbers. Requests for copies of any of these forms, including the inquiries used to classify establishments by kind of business, should be directed to the Services Division, Bureau of the Census, Washington, DC 20233]

SIC code	Title	Reporting form CB-	SIC code	Title	Reporting form CB-
70	HOTELS, ROOMING HOUSES, CAMPS, AND OTHER LODGING PLACES		73	BUSINESS SERVICES—Con.	
7011 pt.	Hotels, 25 guestrooms or more	7001	7377	Computer rental and leasing	7307
7011 pt.	Hotels, less than 25 guestrooms	7001	7378	Computer maintenance and repair	7307
7011 pt.	Motels, tourist courts	7001	7379 pt.	Computer consultants	7307
7011 pt.	Motor hotels	7001	7379 pt.	Miscellaneous computer services, n.e.c.	7307
702	Rooming and boarding houses	7002	7381 pt.	Detective agencies and guard services	7308
7032	Sporting and recreational camps	7002	7381 pt.	Armored car services	7308
7033	Recreational vehicle parks and campsites	7002	7382	Security systems services	7308
704	Organization hotels and lodging houses, on membership basis.	7002	7383	News syndicates	7308
			7384 pt.	Photofinishing laboratories, except "one-hour" (mini) labs	7303
			7384 pt.	"One-hour" (mini) photofinishing	7303
72	PERSONAL SERVICES		7389 pt.	Sign painting shops	7308
7211	Power laundries, family and commercial	7201	7389 pt.	Interior designing	7308
7212	Garment pressing, and agents for laundries and drycleaners	7201	7389 pt.	Telephone answering services	7308
7213	Linen supply	7201	7389 pt.	Water softening and conditioning services	7308
7215 pt.	Coin-operated laundries and drycleaning stores	7201	7389 pt.	Packaging and labeling services	7308
7215 pt.	Coin-operated laundry routes	7201	7389 pt.	Trading stamp services	7308
7216	Drycleaning plants, except rug cleaning	7201	7389 pt.	Convention and trade show services	7308
7217	Carpet and upholstery cleaning	7201	7389 pt.	Private mail centers	7308
7218	Industrial launderers	7201	7389 pt.	Miscellaneous business services, n.e.c.	7308
7219	Laundry and garment services, n.e.c.	7201			
722	Photographic studios, portrait	7303	75	AUTOMOTIVE REPAIR, SERVICES, AND PARKING	
723	Beauty shops	7202	7513 pt.	Truck rental, without drivers	7501
724	Barber shops	7202	7513 pt.	Truck leasing, except finance leasing	7501
725	Shoe repair shops and shoeshine parlors	7202	7514	Passenger car rental	7501
726	Funeral service and crematories	7202	7515	Passenger car leasing	7501
7291	Tax return preparation services	7202	7519	Utility trailer and recreational vehicle rental	7501
7299 pt.	Massage parlors, tanning salons, and saunas	7202	7521 pt.	Parking lots	7502
7299 pt.	Diet and weight reducing services	7202	7521 pt.	Parking structures	7502
7299 pt.	Formal wear rental	7202	7532 pt.	Top and body repair shops	7503
7299 pt.	Other personal services, n.e.c.	7202	7532 pt.	Paint shops	7503
73	BUSINESS SERVICES		7533	Automotive exhaust system repair shops	7503
7311	Advertising agencies	7301	7534	Tire retreading and repair shops	7503
7312	Outdoor advertising services	7301	7536	Automotive glass replacement shops	7503
7313 pt.	Radio and television advertising representatives	7301	7537	Automotive transmission repair shops	7503
7313 pt.	Publishers' advertising representatives	7301	7538 pt.	General automotive repair shops, except diesel	7503
7319	Advertising, n.e.c.	7301	7538 pt.	Diesel repair shops	7503
7322	Adjustment and collection services	7302	7539 pt.	Radiator repair	7503
7323	Credit reporting services	7302	7539 pt.	Brake, front end, and wheel alignment	7503
7331 pt.	Mailing list compilers, brokers, and managers	7303	7539 pt.	Carburetor repair shops	7503
7331 pt.	Direct mail advertising services, except mailing list services	7303	7539 pt.	Automotive electrical repair shops	7503
7334 pt.	Blueprinting and photocopying services	7303	7539 pt.	Other automotive repair shops, n.e.c.	7503
7334 pt.	Duplicating services, except printing and photocopying	7303	7542	Carwashes	7503
7335	Commercial photography	7303	7549 pt.	Lubrication shops	7503
7336 pt.	Commercial art	7303	7549 pt.	Towing services	7503
7336 pt.	Graphic arts and related design	7303	7549 pt.	Other automotive services, n.e.c.	7503
7338	Secretarial and court reporting services	7303	76	MISCELLANEOUS REPAIR SERVICES	
7342	Disinfecting and pest control services	7304	7622	Radio and television repair shops	7600
7349	Building cleaning and maintenance services, n.e.c.	7304	7623	Refrigeration and air-conditioning service and repair shops	7600
7352	Medical equipment rental and leasing	7305	7629	Electrical and electronic repair shops, n.e.c.	7600
7353 pt.	Rental and leasing of heavy construction equipment without operators	7305	763	Watch, clock, and jewelry repair	7600
7353 pt.	Rental and leasing of heavy construction equipment with operators	7305	764	Reupholstery and furniture repair	7600
7359 pt.	Equipment rental, except rent-to-own	7305	7692	Welding repair	7600
7359 pt.	Equipment leasing, except finance leasing	7305	7694	Armature rewinding shops	7600
7359 pt.	Rent-to-own	7305	7699 pt.	Farm machinery and equipment repair	7600
7361	Employment agencies	7306	7699 pt.	Lawnmower and other small gasoline engine repair	7600
7363 pt.	Temporary help supply	7306	7699 pt.	Sewer and septic tank cleaning services	7600
7363 pt.	Employee leasing	7306	7699 pt.	Other repair and related services, n.e.c.	7600
7363 pt.	Other help supply services	7306	78	MOTION PICTURES	
7371	Computer programming services	7307	7812 pt.	Motion picture production, except for television	7801
7372	Prepackaged software	7307	7812 pt.	Motion picture and tape production for television	7801
7373	Computer integrated systems	7307	7819	Services allied to motion picture production	7801
7374	Computer processing and data preparation and processing services	7307	7822 pt.	Motion picture film exchanges	7801
7375	Information retrieval services	7307	7822 pt.	Film and tape distribution for television	7801
7376	Computer facilities management services	7307	7822 pt.	Video tape wholesalers	7801
			7829	Services allied to motion picture distribution	7801
			7832	Motion picture theaters, except drive-in	7802
			7833	Drive-in motion picture theaters	7802
			7841	Video tape rental	7803

SIC code	Title	Reporting form CB-	SIC code	Title	Reporting form CB-
79	AMUSEMENT AND RECREATION SERVICES, EXCEPT MOTION PICTURES AND MUSEUMS		81	LEGAL SERVICES	
791	Dance studios, schools, and halls	7903	81 pt.	Offices of lawyers	8100
7922 pt.	Producers of live theatrical productions	7901	81 pt.	Legal aid societies and similar legal services	8100
7922 pt.	Producers of radio and television shows, except tape producers	7901	823, 4, 9	SELECTED EDUCATIONAL SERVICES	
7922 pt.	Artists' and entertainers' managers or agents, concert bureaus, and booking agents	7901		Libraries	8200
7922 pt.	Other theatrical services	7901	823	Data processing schools	8200
7929 pt.	Dance groups and artists	7901	8243	Business and secretarial schools	8200
7929 pt.	Symphony orchestras, opera companies, and chamber music organizations	7901	8244	Vocational schools, n.e.c.	8200
7929 pt.	Other music groups and artists	7901	8249	Schools and educational services, n.e.c.	8200
7929 pt.	Other entertainers and entertainment groups	7901	829		
7933	Bowling centers	7902	83	SOCIAL SERVICES	
7941 pt.	Baseball clubs	7902		Individual and family social services	8300
7941 pt.	Football clubs	7902	832	Job training and vocational rehabilitation services	8300
7941 pt.	Other professional sports clubs	7902	833	Child day care services	8300
7941 pt.	Managers and promoters	7902	835	Residential care	8300
7948 pt.	Auto racetrack operation	7902	836	Social services, n.e.c.	8300
7948 pt.	Horse racetrack operation	7902	839		
7948 pt.	Dog racetrack operation	7902	84	MUSEUMS, ART GALLERIES, AND BOTANICAL AND ZOOLOGICAL GARDENS	
7948 pt.	Racing stables and racing, n.e.c.	7902		Museums and art galleries	8400
7991 pt.	Physical fitness centers, except gymnasiums and athletic clubs	7903	8412	Arboreta and botanical or zoological gardens	8400
7991 pt.	Gymnasiums and athletic clubs	7903	8422		
7992	Public golf courses	7903			
7993	Coin-operated amusement devices	7903	86	SELECTED MEMBERSHIP ORGANIZATIONS	
7996	Amusement parks	7902		Business associations	8600
7997	Membership sports and recreation clubs	7903	861	Professional membership organizations	8600
7999 pt.	Concession operators of amusement devices and rides	7903	862	Civic, social, and fraternal associations	8600
7999 pt.	Carnivals and circuses	7903	864	Membership organizations, n.e.c.	8600
7999 pt.	Fairs	7903	869		
7999 pt.	Roller skating rinks	7903	87	ENGINEERING, ACCOUNTING, RESEARCH, MANAGEMENT, AND RELATED SERVICES	
7999 pt.	Ice skating rinks	7903		Engineering services	8701
7999 pt.	Other amusement and recreation services, n.e.c.	7903	8711	Architectural services	8701
			8712	Surveying services	8701
80	HEALTH SERVICES		8713	Accounting, auditing, and bookkeeping services	8702
801 pt.	Offices of doctors of medicine	8001	8721	Commercial physical research	8703
801 pt.	General medical clinics	8001	8731 pt.		
802 pt.	Offices of dentists	8002	8731 pt.	Commercial medical and biological research	8703
802 pt.	Dental clinics	8002	8732	Commercial economic, sociological, and educational research	8703
803 pt.	Offices of osteopathic physicians	8001	8733	Noncommercial research organizations	8703
803 pt.	Osteopathic clinics	8001	8734	Testing laboratories	8703
8041	Offices and clinics of chiropractors	8001	8741	Management services	8704
8042	Offices and clinics of optometrists	8001		Management consulting services	8704
8043	Offices and clinics of podiatrists	8001	8742	Public relations services	8704
8049	Offices and clinics of health practitioners, n.e.c.	8001	8743	Facilities support management services	8704
8051	Skilled nursing care facilities	8003	8744	Business consulting services, n.e.c.	8704
8052	Intermediate care facilities	8003	8748		
8059	Nursing and personal care facilities, n.e.c.	8003	89	SERVICES, N.E.C.	
8062	General medical and surgical hospitals	8004		Scientific and related consulting services, except environmental	8900
8063	Psychiatric hospitals	8004	8999 pt.	Environmental consulting	8900
8069	Specialty hospitals, except psychiatric	8004	8999 pt.	Authors, composers, and other arts-related services	8900
8071	Medical laboratories	8005	8999 pt.	Other services, n.e.c.	8900
8072	Dental laboratories	8005			
8082	Home health care services	8006			
8092	Kidney dialysis centers	8006			
8093	Specialty outpatient facilities, n.e.c.	8006			
8099	Health and allied services, n.e.c.	8006			

Appendix D. Metropolitan Areas

(Titles and definitions shown for MSA's, CMSA's, and PMSA's are those established by the Office of Management and Budget, as of June 30, 1993)

WISCONSIN

Appleton-Oshkosh-Neenah, WI MSA

Calumet County, WI
Outagamie County, WI
Winnebago County, WI

Chicago-Gary-Kenosha, IL-IN-WI CMSA

Chicago, IL PMSA
Cook County, IL
DeKalb County, IL
DuPage County, IL
Grundy County, IL
Kane County, IL
Kendall County, IL
Lake County, IL
McHenry County, IL
Will County, IL

Gary, IN PMSA
Lake County, IN
Porter County, IN
Kankakee, IL PMSA
Kankakee County, IL
Kenosha, WI PMSA
Kenosha County, WI

Duluth-Superior, MN-WI MSA

St. Louis County, MN
Douglas County, WI

Eau Claire, WI MSA

Chippewa County, WI
Eau Claire County, WI

Green Bay, WI MSA

Brown County, WI

Janesville-Beloit, WI MSA

Rock County, WI

Kenosha, WI PMSA—see Chicago-Gary-Kenosha, IL-IN-WI CMSA

La Crosse, WI-MN MSA

Houston County, MN
La Crosse County, WI

Madison, WI MSA

Dane County, WI

Milwaukee-Waukesha, WI PMSA—see Milwaukee-Racine, WI CMSA

Milwaukee-Racine, WI CMSA

Milwaukee-Waukesha, WI PMSA
Milwaukee County, WI
Ozaukee County, WI
Washington County, WI
Waukesha County, WI
Racine, WI PMSA
Racine County, WI

Minneapolis-St. Paul, MN-WI MSA

Anoka County, MN
Carver County, MN
Chisago County, MN
Dakota County, MN
Hennepin County, MN
Isanti County, MN
Ramsey County, MN
Scott County, MN
Sherburne County, MN
Washington County, MN
Wright County, MN
Pierce County, WI
St. Croix County, WI

Racine, WI PMSA—see Milwaukee-Racine, WI CMSA

Sheboygan, WI MSA

Sheboygan County, WI

Wausau, WI MSA

Marathon County, WI

Appendix E.

Percent of Receipts/Revenue Based on Administrative Records and Estimation for the State: 1992

Table E-1. Firms Subject to Federal Income Tax

[Includes only establishments with payroll. For meaning of abbreviations and symbols, and for more information on reliability of data, see introductory text. For explanation of terms and comparability of 1987 and 1992 censuses, see appendix A]

SIC code	Kind of business or operation	Percent of receipts —		SIC code	Kind of business or operation	Percent of receipts —	
		From administrative records ¹	Estimated ²			From administrative records ¹	Estimated ²
	Total	20.0	5.3	73	Business services—Con.		
70 ex. 704	Hotels, rooming houses, camps, and other lodging places (except membership lodging)	8.6	2.8	736	Personnel supply services	9.6	3.9
				7361	Employment agencies	36.8	14.6
				7363	Help supply services	6.1	2.6
7011	Hotels and motels	6.7	2.5	7363 pt.	Temporary help supply	5.4	2.4
7011 pt.	Hotels	4.5	1.0	7363 pt.	Help supply, except temporary	11.3	3.7
7011 pt.	Hotels, 25 guestrooms or more	3.9	1.0				
7011 pt.	Hotels, less than 25 guestrooms	13.8	1.1	737	Computer programming, data processing, and other computer related services	4.6	5.1
7011 pt.	Motels, motor hotels, and tourist courts	9.2	4.3		Computer programming, prepackaged software, and integrated systems	8.1	3.6
7011 pt.	Motels, tourist courts	12.0	4.9	7371, 2, 3	Computer programming services	7.9	3.2
7011 pt.	Motor hotels	2.7	2.7		Prepackaged software	14.3	6.9
702, 3	Other lodging places	36.4	6.0	7373	Computer integrated systems	3.6	1.7
702	Rooming and boarding houses	21.7	28.1	7374, 5, 6	Data processing services	1.3	5.5
703	Camps and recreational vehicle parks	39.3	1.7	7374, 5	Computer processing, information retrieval	(D)	(D)
				7376	Computer facilities management services	(D)	(D)
72	Personal services	27.6	4.7	7377, 8, 9	Computer rental and leasing, maintenance, and related services, n.e.c.	4.0	8.4
721	Laundry, cleaning, and garment services	15.4	5.1		Computer rental and leasing	20.9	15.2
7211	Power laundries, family and commercial*	23.3	21.8	7377	Computer maintenance and repair	1.3	8.4
7213	Linen supply*	5.1	—	7378	Computer related services, n.e.c.	9.3	8.1
7215	Coin-operated laundries and drycleaning	30.9	2.9	7379			
7216	Drycleaning plants, except rug cleaning*	21.2	3.3				
7217	Carpet and upholstery cleaning	39.5	4.1	738	Miscellaneous business services	21.0	8.3
7218	Industrial launderers*	4	7.4	7381, 2	Detective agencies and protective services	10.4	13.4
7212, 9	Other laundry, cleaning, and garment services* ..	29.6	13.5	7381	Detective, guard, and armored car services	10.8	19.6
7212	Garment pressing, and agents for laundries and drycleaners	18.9	2.3	7382	Security systems services	9.7	1.3
7219	Laundry and garment services, n.e.c.*	36.6	20.8	7383	News syndicates	(D)	(D)
				7384	Photofinishing laboratories*	15.6	1.2
722	Photographic studios, portrait	40.1	5.5	7389	Business services, n.e.c.	(D)	(D)
				7389 pt.	Sign painting shops	39.7	10.1
723, 4	Beauty and barber shops	34.5	2.8	7389 pt.	Interior designing	38.2	3.1
723	Beauty shops	33.5	2.9	7389 pt.	Telephone answering services	39.8	12.6
724	Barber shops	61.0	2.7	7389 pt.	Other business services	(D)	(D)
725	Shoe repair shops and shoeshine parlors	30.0	2.6	75	Automotive repair, services, and parking	24.4	6.8
726	Funeral service and crematories	35.0	3.5				
				751	Automotive rental and leasing, without drivers	3.1	12.3
729	Miscellaneous personal services	22.4	11.3	7513	Truck rental and leasing, without drivers8	8.3
7291	Tax return preparation services	39.2	4.7	7514, 5	Passenger car rental and leasing	5.7	17.1
7299	Miscellaneous personal services, n.e.c.	16.5	13.6	7514	Passenger car rental5	12.6
				7515	Passenger car leasing	10.9	21.5
73	Business services	14.5	5.7	7519	Utility trailer and recreational vehicle rental	4.9	4.6
731	Advertising	14.1	6.8				
7311	Advertising agencies	9.5	7.1	752	Automobile parking	4.3	15.6
7312	Outdoor advertising services	14.8	1.2				
7313	Radio, television, publishers' advertising representatives	54.4	16.4	753	Automotive repair shops	33.1	4.7
7319	Advertising, n.e.c.	29.9	3.6	7532	Top, body, and upholstery repair shops and paint shops	36.3	3.1
				7532 pt.	Top and body repair shops	36.4	2.9
732	Consumer credit reporting agencies, mercantile reporting agencies, and adjustment and collection agencies	20.9	5.9	7532 pt.	Paint shops	34.4	6.9
7322	Adjustment and collection services	32.0	9.3	7538	General automotive repair shops	34.9	6.1
7323	Credit reporting services	1.7	—	7538 pt.	General automotive repair shops, except diesel	38.1	6.8
				7538 pt.	Diesel repair shops	19.4	3.0
733	Mailing, reproduction, commercial art and photography, and stenographic services	12.9	2.9	7533, 4, 6, 7, 9	Other automotive repair shops	23.8	4.3
7331	Direct mail advertising services	2.4	1.3	7533	Automotive exhaust system repair shops	19.9	2.6
7334	Photocopying and duplicating services	12.3	3.2	7534	Tire retreading and repair shops	22.9	—
7335, 6	Commercial photography, art, and graphics	23.0	3.4	7536	Automotive glass replacement shops	10.5	11.1
7335	Commercial photography	21.8	2.9	7537	Automotive transmission repair shops	41.2	3.4
7336	Commercial art and graphic design	23.4	3.6	7539	Automotive repair shops, n.e.c.	29.3	3.1
7338	Secretarial and court reporting services	20.0	7.5	7539 pt.	Radiator repair	31.7	9.1
				7539 pt.	Brake, front end, and wheel alignment	30.9	.6
734	Services to dwellings and other buildings	44.5	8.6	7539 pt.	Automotive electrical and fuel system services	17.3	1.3
7342	Disinfecting and pest control services	17.2	3.6	7539 pt.	Other automotive repair shops, n.e.c.	46.2	11.0
7349	Building cleaning and maintenance services, n.e.c.	48.2	9.2				
				754	Automotive services, except repair	25.1	4.8
735	Miscellaneous equipment rental and leasing	16.6	4.9	7542	Carwashes	31.0	2.7
7352	Medical equipment rental and leasing	6.3	6.4	7549	Automotive services, except repair and carwashes	18.6	7.2
7353	Heavy construction equipment rental and leasing ..	22.4	3.9				
7359	Equipment rental and leasing, n.e.c.	18.5	4.6				

See footnotes at end of table.

Table E-2. Firms Exempt From Federal Income Tax

[Includes only establishments with payroll. For meaning of abbreviations and symbols, and for more information on reliability of data, see introductory text. For explanation of terms and comparability of 1987 and 1992 censuses, see appendix A]

SIC code	Kind of business or operation	Percent of revenue —		SIC code	Kind of business or operation	Percent of revenue —	
		From administrative records ¹	Estimated ²			From administrative records ¹	Estimated ²
	Total	6.5	2.3	823, 4, 9	Selected educational services	41.9	20.2
7032, 704	Camps and membership lodging	10.5	14.9	83	Social services	22.6	8.3
792, 7991 pt., 7997, 7999 pt., 84	Selected amusement, recreation, and related services	17.6	1.4	835	Child day care services	17.8	15.5
8011 pt.; 8021 pt.; 805, 6, 8, 9	Selected health services	1.8	.7	832, 3, 6, 9	Other social services	22.9	7.7
8011 pt., 8021 pt., 805	Clinics of doctors of medicine and dentists	1.0	.5	832	Individual and family social services	29.3	10.4
806	Hospitals	1.9	—	833	Job training and vocational rehabilitation services	13.4	11.5
8062	General medical and surgical hospitals	2.1	—	836	Residential care	18.5	7.5
8063, 9	Specialty hospitals	—	—	839	Social services, n.e.c.	27.4	3.3
808, 9	Other health services	6.3	5.6	861, 2, 4, 9	Selected membership organizations	21.2	8.0
8111 pt.	Legal aid societies and similar legal services5	—	861	Business associations	26.2	5.1
				864	Civic, social, and fraternal associations	26.9	14.4
				862, 9	Other membership organizations	14.1	5.3
				873, 4 ex.	Research, testing, and consulting services, except facilities support management services	10.4	7.9
				8744			
				873	Research, development, and testing services	14.5	3.5
				874 ex.	Management and public relations services, except facilities support management services	8.0	10.4
				8744			

¹Includes revenue information obtained from administrative records of other Federal agencies.

²Includes revenue information which was imputed based on historic company ratios or administrative records or on industry averages.

Table E-1. Firms Subject to Federal Income Tax – Con.

[Includes only establishments with payroll. For meaning of abbreviations and symbols, and for more information on reliability of data, see introductory text. For explanation of terms and comparability of 1987 and 1992 censuses, see appendix A]

SIC code	Kind of business or operation	Percent of receipts –		SIC code	Kind of business or operation	Percent of receipts –	
		From administrative records ¹	Estimated ²			From administrative records ¹	Estimated ²
76	Miscellaneous repair services -----	35.2	2.7	80	Health services -----	18.9	4.6
762	Electrical repair shops -----	28.7	1.7	801	Offices and clinics of doctors of medicine -----	17.2	5.9
7622	Radio and television repair shops -----	40.2	1.8	8011 pt.	Offices of doctors of medicine -----	17.9	5.9
7623, 9	Other electrical and electronic repair shops -----	25.5	1.7	8011 pt.	General medical clinics -----	4.3	6.3
7623	Refrigeration and air-conditioning service and repair shops -----	39.4	3.4	802	Offices and clinics of dentists -----	33.5	3.3
7629	Electrical and electronic repair shops, n.e.c. ---	22.8	1.4	803	Offices and clinics of doctors of osteopathy -----	32.7	1.9
763	Watch, clock, and jewelry repair -----	30.4	—	804	Offices and clinics of other health practitioners ----	35.9	3.1
764	Reupholstery and furniture repair -----	55.0	5.6	8041	Offices and clinics of chiropractors -----	42.4	2.5
769	Miscellaneous repair and related services -----	37.5	3.0	8042	Offices and clinics of optometrists -----	36.7	2.0
7692	Welding repair -----	35.4	.4	8043	Offices and clinics of podiatrists -----	28.2	3.7
7694	Armature rewinding shops -----	21.8	.8	8049	Offices and clinics of health practitioners, n.e.c. --	27.4	4.9
7699	Repair shops and related services, n.e.c. -----	40.6	3.7	805	Nursing and personal care facilities -----	3.6	3.0
				8051	Skilled nursing care facilities -----	2.7	2.4
				8052	Intermediate care facilities -----	10.2	8.2
				8059	Nursing and personal care facilities, n.e.c. -----	24.5	17.4
				806	Hospitals -----	—	—
				8062	General medical and surgical hospitals -----	(D)	(D)
				8063, 9	Specialty hospitals -----	(D)	(D)
78, 79, 84	Amusement and recreation services, including motion pictures and museums -----	20.0	6.1	807, 8, 9	Other health services -----	16.0	4.6
781, 2	Motion picture production, distribution, and services --	2.0	12.1	807	Medical and dental laboratories -----	14.6	2.7
783	Motion picture theaters -----	3.4	1.3	8071	Medical laboratories -----	14.1	2.8
7832	Motion picture theaters, except drive-in -----	3.2	1.3	8072	Dental laboratories -----	16.5	2.1
7833	Drive-in motion picture theaters -----	14.5	.3	808	Home health care services -----	5.4	3.8
				809	Miscellaneous health and allied services, n.e.c. ---	27.0	7.7
				8092	Kidney dialysis centers -----	18.6	11.7
				8093	Specialty outpatient facilities, n.e.c. -----	25.3	4.7
				8099	Health and allied services, n.e.c. -----	32.9	13.6
				81	Legal services -----	27.8	4.3
784	Video tape rental -----	23.7	10.3	823, 4, 9	Selected educational services -----	32.9	10.5
				823	Libraries -----	(D)	(D)
792	Theatrical producers (except motion picture), bands, orchestras, and entertainers -----	20.3	4.5	824	Vocational schools -----	17.4	10.1
7922	Theatrical producers (except motion picture) and miscellaneous theatrical services -----	20.0	6.9	829	Schools and educational services, n.e.c. -----	(D)	(D)
7929	Bands, orchestras, actors, and other entertainers and entertainment groups -----	20.6	1.6	83	Social services -----	21.9	13.7
				835	Child day care services -----	21.0	9.2
				832, 3, 6, 9	Other social services -----	22.4	15.9
793	Bowling centers -----	41.5	6.6	87 ex. 8733	Engineering, accounting, research, management, and related services (except noncommercial research organizations) -----	20.3	6.2
79 ex. 792, 3; 84	Commercial sports and other amusement and recreation services, including museums -----	19.7	5.6	871	Engineering, architectural, and surveying services --	15.7	2.8
794	Commercial sports -----	2.7	.5	8711	Engineering services -----	14.2	2.8
7941	Professional sports clubs, managers, promoters -----	4.2	.6	8712	Architectural services -----	22.0	3.0
7948	Racing, including track operation -----	1.5	.5	8713	Surveying services -----	22.8	1.3
79 ex. 792, 3, 4; 84	Other amusement and recreation services, including museums -----	25.2	7.2	872	Accounting, auditing, and bookkeeping services ----	21.1	5.1
791	Dance studios, schools, and halls -----	33.6	5.8	873 ex. 8733	Research, development, and testing services (except noncommercial research organizations) ---	34.5	8.4
7991	Physical fitness facilities -----	27.4	4.5	8731	Commercial physical and biological research -----	70.1	9.7
7992	Public golf courses -----	31.9	2.9	8732	Commercial economic, sociological, and educational research -----	35.5	20.0
7993	Coin-operated amusement devices -----	24.4	12.9	8734	Testing laboratories -----	3.7	3.3
7996	Amusement parks -----	1.1	.9	874	Management and public relations services -----	22.6	15.0
7997	Membership sports and recreation clubs -----	48.3	9.2	8741	Management services -----	17.9	25.0
7999, 84	Amusement and recreation services, including museums, n.e.c. -----	15.1	7.2	8742	Management consulting services -----	22.8	6.7
7999 pt.	Concession operators of amusement devices and rides -----	26.5	7.2	8743	Public relations services -----	(D)	(D)
7999 pt., 84	Carnivals, circuses, and fairs -----	11.5	17.8	8744	Facilities support management services -----	(D)	(D)
	Other recreation and amusements, including museums -----	14.9	6.9	8748	Business consulting services, n.e.c. -----	34.9	17.0
				89	Services, n.e.c. -----	20.6	4.1

¹Includes receipts information obtained from administrative records of other Federal agencies.

²Includes receipts information which was imputed based on historic company ratios or administrative records or on industry averages.

Appendix F. Geographic Notes

WISCONSIN

Note: This is the first economic census in which the Bureau of the Census has recognized special economic urban areas in Wisconsin. In Wisconsin, special economic urban areas, which are place equivalents, are towns that have a population of 10,000 or more.

Allouez was incorporated in February 1986, but this change was not submitted to the Bureau of the Census until May 1988.

Appleton is in Calumet, Outagamie, and Winnebago Counties.

Bayside is in Milwaukee and Ozaukee Counties.

Berlin is in Green Lake and Waushara Counties.

Burlington is in Racine and Walworth Counties.

Columbus is in Columbia and Dodge Counties.

Eau Claire is in Chippewa and Eau Claire Counties.

Hartford is in Dodge and Washington Counties; it annexed into Dodge County in October 1987.

Kewaskum is in Fond du Lac and Washington Counties.

Kiel is in Calumet and Manitowoc Counties.

Marshfield is in Marathon and Wood Counties.

Menasha is in Calumet and Winnebago Counties.

Milwaukee is in Milwaukee, Washington, and Waukesha Counties; it annexed into Waukesha County in July 1989.

Mukwonago is in Walworth and Waukesha Counties; it annexed into Walworth County in April 1991.

New London is in Outagamie and Waupaca Counties.

Pleasant Prairie was incorporated in April 1989.

River Falls is in Pierce and St. Croix Counties.

Watertown is in Dodge and Jefferson Counties.

Waupun is in Dodge and Fond du Lac Counties.

Whitewater is in Jefferson and Walworth Counties.

Appendix G.

Establishments in Business Any Time During Year and Establishments in Business at End of Year for the State: 1992 and 1987

Table G-1. Firms Subject to Federal Income Tax

[Includes only establishments with payroll. For meaning of abbreviations and symbols, see introductory text. For explanation of terms and comparability of 1987 and 1992 censuses, see appendix A]

SIC code	Kind of business or operation	Establishments in business —			
		Any time during year		At end of year	
		1992	1987	1992	1987
	Total	31 965	28 126	29 854	26 480
70 ex. 704	Hotels, rooming houses, camps, and other lodging places (except membership lodging)	1 245	1 260	1 147	1 181
	Hotels and motels	1 022	1 028	936	959
7011	Hotels	290	356	269	334
7011 pt.	Hotels, 25 guestrooms or more	133	211	123	204
7011 pt.	Hotels, less than 25 guestrooms	157	145	146	130
7011 pt.	Motels, motor hotels, and tourist courts	732	672	667	625
7011 pt.	Motels, tourist courts	629	585	574	541
7011 pt.	Motor hotels	103	87	93	84
702, 3	Other lodging places	223	232	211	222
702	Rooming and boarding houses	40	38	36	36
703	Camps and recreational vehicle parks	183	194	175	186
72	Personal services	4 581	4 392	4 242	4 112
721	Laundry, cleaning, and garment services	844	789	778	738
7211	Power laundries, family and commercial*	37	44	36	42
7213	Linen supply*	16	17	15	17
7215	Coin-operated laundries and drycleaning	242	228	221	209
7216	Drycleaning plants, except rug cleaning*	270	278	256	266
7217	Carpet and upholstery cleaning	151	130	135	118
7218	Industrial launderers*	25	19	25	19
7212, 9	Other laundry, cleaning, and garment services*	103	73	90	67
722	Photographic studios, portrait	289	236	267	230
723, 4	Beauty and barber shops	2 536	2 556	2 356	2 383
723	Beauty shops	2 385	2 346	2 213	2 181
724	Barber shops	151	210	143	202
725	Shoe repair shops and shoeshine parlors	40	42	37	41
726	Funeral service and crematories	405	366	388	353
729	Miscellaneous personal services	467	403	416	367
7291	Tax return preparation services	194	161	171	148
7299	Miscellaneous personal services, n.e.c.	273	242	245	219
73	Business services	4 768	3 835	4 430	3 563
731	Advertising	333	313	311	292
7311	Advertising agencies	265	230	249	213
7312	Outdoor advertising services	25	20	21	19
7313	Radio, television, publishers' advertising representatives	25	30	24	29
7319	Advertising, n.e.c.	18	33	17	31
732	Consumer credit reporting agencies, mercantile reporting agencies, and adjustment and collection agencies	117	129	111	123
7322	Adjustment and collection services	100	99	94	96
7323	Credit reporting services	17	30	17	27
733	Mailing, reproduction, commercial art and photography, and stenographic services	521	456	488	430
7331	Direct mail advertising services	52	51	50	44
7334	Photocopying and duplicating services	55	51	51	51
7335, 6	Commercial photography, art, and graphics	308	259	286	250
7335	Commercial photography	85	65	82	62
7336	Commercial art and graphic design	223	194	204	188
7338	Secretarial and court reporting services	106	95	101	85
734	Services to dwellings and other buildings	1 126	842	1 041	755
7342	Disinfecting and pest control services	68	57	63	54
7349	Building cleaning and maintenance services, n.e.c.	1 058	785	978	701
735	Miscellaneous equipment rental and leasing	297	255	282	241
7352	Medical equipment rental and leasing	50	34	49	33
7353	Heavy construction equipment rental and leasing	32	42	29	38
7359	Equipment rental and leasing, n.e.c.	215	179	204	170
736	Personnel supply services	499	366	463	342
7361	Employment agencies	175	144	162	131
7363	Help supply services	324	222	301	211

See footnotes at end of table.

Table G-1. Firms Subject to Federal Income Tax — Con.

[Includes only establishments with payroll. For meaning of abbreviations and symbols, see introductory text. For explanation of terms and comparability of 1987 and 1992 censuses, see appendix A.]

SIC code	Kind of business or operation	Establishments in business —			
		Any time during year		At end of year	
		1992	1987	1992	1987
73	Business services—Con.				
737	Computer programming, data processing, and other computer related services -----	747	512	702	484
7371, 2, 3	Computer programming, prepackaged software, and integrated systems -----	479	292	450	274
7371	Computer programming services -----	309	198	289	187
7372	Prepackaged software -----	94	50	90	45
7373	Computer integrated systems -----	76	44	71	42
7374, 5, 6	Data processing services -----	133	126	129	122
7374, 5	Computer processing, information retrieval -----	127	116	123	112
7376	Computer facilities management services -----	6	10	6	10
7377, 8, 9	Computer rental and leasing, maintenance, and related services, n.e.c. -----	135	94	123	88
7377	Computer rental and leasing -----	9	7	9	7
7378	Computer maintenance and repair -----	53	33	46	31
7379	Computer related services, n.e.c. -----	73	54	68	50
738	Miscellaneous business services -----	1 128	962	1 032	896
7381, 2	Detective agencies and protective services -----	180	153	168	145
7381	Detective, guard, and armored car services -----	145	124	134	118
7382	Security systems services -----	35	29	34	27
7383	News syndicates -----	7	7	5	4
7384	Photofinishing laboratories* -----	98	92	91	88
7389	Business services, n.e.c. -----	843	710	768	659
7389 pt.	Sign painting shops -----	64	49	59	44
7389 pt.	Interior designing -----	85	71	75	68
7389 pt.	Telephone answering services -----	31	40	29	37
7389 pt.	Other business services -----	663	550	605	510
75	Automotive repair, services, and parking -----	3 156	2 625	2 950	2 465
751	Automotive rental and leasing, without drivers -----	203	190	190	182
7513	Truck rental and leasing, without drivers -----	99	93	94	90
7514, 5	Passenger car rental and leasing -----	95	85	89	80
7519	Utility trailer and recreational vehicle rental -----	9	12	7	12
752	Automobile parking -----	77	68	73	60
753	Automotive repair shops -----	2 444	2 077	2 290	1 963
7532	Top, body, and upholstery repair shops and paint shops -----	840	727	796	694
7532 pt.	Top and body repair shops -----	795	696	754	663
7532 pt.	Paint shops -----	45	31	42	31
7538	General automotive repair shops -----	1 168	978	1 080	918
7538 pt.	General automotive repair shops, except diesel -----	1 049	903	969	845
7538 pt.	Diesel repair shops -----	119	75	111	73
7533, 4, 6, 7, 9	Other automotive repair shops -----	436	372	414	351
7533	Automotive exhaust system repair shops -----	106	90	102	87
7534	Tire retreading and repair shops -----	19	18	18	18
7536	Automotive glass replacement shops -----	85	54	83	50
7537	Automotive transmission repair shops -----	86	87	81	79
7539	Automotive repair shops, n.e.c. -----	140	123	130	117
7539 pt.	Radiator repair -----	44	41	38	40
7539 pt.	Brake, front end, and wheel alignment -----	58	45	58	43
7539 pt.	Automotive electrical and fuel system services -----	29	21	27	21
7539 pt.	Other automotive repair shops, n.e.c. -----	9	16	7	13
754	Automotive services, except repair -----	432	290	397	260
7542	Carwashes -----	259	183	235	168
7549	Automotive services, except repair and carwashes -----	173	107	162	92
76	Miscellaneous repair services -----	1 430	1 240	1 339	1 151
762	Electrical repair shops -----	361	320	335	300
7622	Radio and television repair shops -----	116	126	105	121
7623, 9	Other electrical and electronic repair shops -----	245	194	230	179
7623	Refrigeration and air-conditioning service and repair shops -----	63	64	61	58
7629	Electrical and electronic repair shops, n.e.c. -----	182	130	169	121
763	Watch, clock, and jewelry repair -----	25	32	23	30
764	Reupholstery and furniture repair -----	120	123	111	111
769	Miscellaneous repair and related services -----	924	765	870	710
7692	Welding repair -----	125	121	119	111
7694	Armature rewinding shops -----	55	63	53	55
7699	Repair shops and related services, n.e.c. -----	744	581	698	544
78, 79, 84	Amusement and recreation services, including motion pictures and museums -----	2 304	2 002	2 114	1 871
781, 2	Motion picture production, distribution, and services -----	102	62	97	59
783	Motion picture theaters -----	153	176	134	162
7832	Motion picture theaters, except drive-in -----	140	158	124	146
7833	Drive-in motion picture theaters -----	13	18	10	16
784	Video tape rental -----	346	259	316	236
792	Theatrical producers (except motion picture), bands, orchestras, and entertainers -----	135	110	126	107
7922	Theatrical producers (except motion picture) and miscellaneous theatrical services -----	51	33	47	31
7929	Bands, orchestras, actors, and other entertainers and entertainment groups -----	84	77	79	76
793	Bowling centers -----	363	364	326	336

See footnotes at end of table.

G-2 APPENDIX G

SERVICE INDUSTRIES—GEOGRAPHIC AREA SERIES

Table G-1. Firms Subject to Federal Income Tax – Con.

[Includes only establishments with payroll. For meaning of abbreviations and symbols, see introductory text. For explanation of terms and comparability of 1987 and 1992 censuses, see appendix A]

SIC code	Kind of business or operation	Establishments in business –			
		Any time during year		At end of year	
		1992	1987	1992	1987
78, 79, 84	Amusement and recreation services, including motion pictures and museums—Con.				
79 ex. 792, 3, 84	Commercial sports and other amusement and recreation services, including museums	1 205	1 031	1 115	971
794	Commercial sports	72	38	64	38
7941	Professional sports clubs, managers, promoters	23	16	21	16
7948	Racing, including track operation	49	22	43	22
79 ex. 792, 3, 4; 84	Other amusement and recreation services, including museums	1 133	993	1 051	933
791	Dance studios, schools, and halls	89	66	81	60
7991	Physical fitness facilities	161	154	143	140
7992	Public golf courses	137	93	130	92
7993	Coin-operated amusement devices	129	110	122	107
7996	Amusement parks	12	24	11	24
7997	Membership sports and recreation clubs	164	191	153	180
7999, 84	Amusement and recreation services, including museums, n.e.c.	441	355	411	330
80	Health services	7 219	6 830	6 843	6 551
801	Offices and clinics of doctors of medicine	2 546	2 615	2 405	2 502
8011 pt.	Offices of doctors of medicine	2 458	2 541	2 324	2 431
8011 pt.	General medical clinics	88	74	81	71
802	Offices and clinics of dentists	2 235	2 252	2 153	2 180
803	Offices and clinics of doctors of osteopathy	96	76	86	72
804	Offices and clinics of other health practitioners	1 471	1 136	1 391	1 086
8041	Offices and clinics of chiropractors	665	465	635	444
8042	Offices and clinics of optometrists	347	353	336	342
8043	Offices and clinics of podiatrists	119	127	114	120
8049	Offices and clinics of health practitioners, n.e.c.	340	191	306	180
805	Nursing and personal care facilities	299	272	285	256
8051	Skilled nursing care facilities	218	212	210	203
8052	Intermediate care facilities	54	35	53	33
8059	Nursing and personal care facilities, n.e.c.	27	25	22	20
806	Hospitals	8	6	7	6
807, 8, 9	Other health services	564	473	516	449
807	Medical and dental laboratories	204	204	183	195
8071	Medical laboratories	84	69	68	66
8072	Dental laboratories	120	135	115	129
808	Home health care services	124	97	114	88
809	Miscellaneous health and allied services, n.e.c.	236	172	219	166
8092	Kidney dialysis centers	5	4	5	4
8093	Specialty outpatient facilities, n.e.c.	147	101	136	99
8099	Health and allied services, n.e.c.	84	67	78	63
81	Legal services	2 116	2 015	1 999	1 919
823, 4, 9	Selected educational services	204	147	193	135
823	Libraries	2	2	2	2
824	Vocational schools	48	33	41	30
829	Schools and educational services, n.e.c.	154	112	150	103
83	Social services	1 376	708	1 269	650
835	Child day care services	641	381	579	343
832, 3, 6, 9	Other social services	735	327	690	307
87 ex. 8733	Engineering, accounting, research, management, and related services (except noncommercial research organizations)	3 412	2 849	3 182	2 688
871	Engineering, architectural, and surveying services	1 032	838	968	798
8711	Engineering services	645	486	605	465
8712	Architectural services	241	215	224	200
8713	Surveying services	146	137	139	133
872	Accounting, auditing, and bookkeeping services	1 261	1 127	1 180	1 066
873 ex. 8733	Research, development, and testing services (except noncommercial research organizations)	171	150	162	143
8731	Commercial physical and biological research	33	39	30	38
8732	Commercial economic, sociological, and educational research	67	63	64	59
8734	Testing laboratories	71	48	68	46
874	Management and public relations services	948	734	872	681
8741	Management services	230	223	212	207
8742	Management consulting services	460	354	424	330
8743	Public relations services	82	72	77	67
8744	Facilities support management services	8	2	8	2
8748	Business consulting services, n.e.c.	168	83	151	75
89	Services, n.e.c.	154	223	146	194

Table G-2. Firms Exempt From Federal Income Tax

[Includes only establishments with payroll. For meaning of abbreviations and symbols, see introductory text. For explanation of terms and comparability of 1987 and 1992 censuses, see appendix A]

SIC code	Kind of business or operation	Establishments in business —			
		Any time during year		At end of year	
		1992	1987	1992	1987
	Total	4 769	3 862	4 530	3 726
7032, 704	Camps and membership lodging	74	76	73	72
792, 7991 pt., 7997, 7999 pt., 84	Selected amusement, recreation, and related services	334	254	321	252
792	Theatrical producers (except motion picture), bands, orchestras, and entertainers	86	53	83	53
7991 pt., 7997	Gymnasiums, athletic clubs, and membership sports and recreation clubs	152	124	145	122
7999 pt. 84	Fairs	29	23	28	23
	Museums, art galleries, and botanical and zoological gardens	67	54	65	54
8011 pt.; 8021 pt.; 805, 6, 8, 9	Selected health services	629	478	612	467
8011 pt., 8021 pt.	Clinics of doctors of medicine and dentists	85	32	85	29
805	Nursing and personal care facilities	190	153	180	150
806	Hospitals	149	156	148	154
808, 9	Other health services	205	137	199	134
808	Home health care services	56	33	53	32
809	Miscellaneous health and allied services, n.e.c.	149	104	146	102
8111 pt.	Legal aid societies and similar legal services	15	15	15	15
823, 4, 9	Selected educational services	93	61	85	60
83	Social services	2 123	1 606	2 007	1 564
835	Child day care services	475	376	449	362
832, 3, 6, 9	Other social services	1 648	1 230	1 558	1 202
861, 2, 4, 9	Selected membership organizations	1 407	1 315	1 331	1 241
861	Business associations	351	287	340	280
864	Civic, social, and fraternal associations	755	737	709	684
862, 9	Other membership organizations	301	291	282	277
873, 4 ex. 8744	Research, testing, and consulting services, except facilities support management services	94	57	86	55
873	Research, development, and testing services	47	37	44	36
8731	Commercial physical and biological research	2	—	2	—
8732	Commercial economic, sociological, and educational research	14	7	13	7
8733	Noncommercial research organizations	24	19	22	18
8734	Testing laboratories	7	11	7	11
874 ex. 8744	Management and public relations services, except facilities support management services	47	20	42	19

Publication Program

1992 CENSUS OF SERVICE INDUSTRIES

Publications of the 1992 Census of Service Industries containing data on service industries establishments in the United States are described below. Publication order forms for specific reports may be obtained from any Department of Commerce district office or from Data User Services Division, Customer Services, Bureau of the Census, Washington, DC 20233-8300. The first results were issued in press releases. Final detailed statistics are issued in separate paperbound reports and compact disc-read only memory (CD-ROM).

Final Reports

Geographic area series—52 reports (SC92-A-1 to -52)

A separate paperbound report containing data for establishments with payroll is published for each State, the District of Columbia, and the United States. For establishments of firms subject to Federal income tax, each State report presents general statistics on number of establishments, receipts, payroll, and employment, by varied service classifications, for the State, metropolitan areas (MA's), counties, and places with 350 service establishments or more, by kind of business. Greater kind-of-business detail is shown for larger areas. In addition, for places with 2,500 inhabitants or more and for all counties, statistics are provided on number of establishments and receipts for 10 major kind-of-business groups. For establishments of firms exempt from Federal income tax, each State report presents statistics on number of establishments, revenue, payroll, and employment by varied service classifications, for the State and MA's. Greater kind-of-business detail is shown for larger areas.

The United States Summary report presents data for the United States as a whole for establishments with payroll of firms subject to Federal income tax, as well as those exempt from Federal income tax, for detailed kind-of-business classifications. Statistics on number of establishments and receipts/revenue are also shown for States and MA's by kind of business.

For each State, the District of Columbia, and the United States, 1992 data are provided on receipts/revenue and employees per establishment and on receipts/revenue and payroll per employee. Comparative statistics showing percent changes in receipts/expenses and payroll between 1987 and 1992 also are shown.

Nonemployer statistics series—1 report (SC92-N-1)

This report includes data by kind of business for all establishments, establishments with payroll, and establishments without payroll for the United States and States. Also presented are statistics for establishments without payroll including number of establishments and receipts/revenue by varied service classifications for MA's.

Similar data for counties and places with 2,500 inhabitants or more are available on electronic media only.

Subject series—5 reports (SC92-S-1 to -5)

The *Establishment and Firm Size* report (SC92-S-1) presents data for establishments with payroll, based on size of establishment, size of company or firm, and legal form of organization. Establishment statistics are presented by receipts/revenue size and by employment size; statistics for firms, by receipts/revenue size (including concentration by largest firms), by employment size, and by number of establishments operated (single units and multiunits). Statistics are presented by kind of business on the number of establishments, receipts/revenue, payroll, and employment for the United States.

The *Capital Expenditures, Depreciable Assets, and Operating Expenses* report (SC92-S-2) presents data for firms with payroll for the United States by major kind of business. Operating expenses include annual payroll, supplemental labor costs, purchased services, etc. Receipts data also are provided.

Three other reports (*Hotels, Motels, and Other Lodging Places* (SC92-S-3), *Sources of Receipts or Revenue* (SC92-S-4), and *Miscellaneous Subjects* (SC92-S-5)) present data for the United States as a whole and, where feasible, for States and MA's.

Electronic Media

All data included in the printed reports are available on CD-ROM. The CD-ROM's provide the same information found in the final reports as well as additional information not published in the final reports, such as ZIP Code statistics available from series SC92-Z, and nonemployer data for counties and places from series SC92-N. Electronic media products are available for users who wish to summarize, rearrange, or process large amounts of data. These products, with corresponding technical documentation, are sold by Data User Services Division, Customer Services, Bureau of the Census, Washington, DC 20233-8300.

OTHER ECONOMIC CENSUS REPORTS

Data on retail trade, wholesale trade, financial, insurance, real estate, construction industries, manufactures, mineral industries, transportation, communications, utilities, enterprise statistics, minority-owned business enterprises, and women-owned businesses also are available from the 1992 Economic Census. A separate series of reports covers the census of outlying areas—Puerto Rico, Virgin Islands of the United States, Guam, and the Northern Marianas. Separate announcements describing these reports are available free of charge from Data User Services Division, Customer Services, Bureau of the Census, Washington, DC 20233-8300.