


1992 Census of Service Industries

SC92-A-49

GEOGRAPHIC AREA SERIES

West Virginia



1992 Census of Service Industries

SC92-A-49

GEOGRAPHIC AREA SERIES

West Virginia

Issued November 1994



U.S. Department of Commerce
Ronald H. Brown, Secretary
David J. Barram, Deputy Secretary

Economics and Statistics Administration
Everett M. Ehrlich, Under Secretary
for Economic Affairs

BUREAU OF THE CENSUS
Martha Farnsworth Riche, Director

Acknowledgments

Many persons participated in the various activities of the 1992 Census of Service Industries. The overall planning and review of the census operations were performed by the Economic Census Staff of the Economic Planning and Coordination Division.

This report was prepared in the Services Division. **Bobby E. Russell**, Assistant Chief for Census Programs, was responsible for the overall planning, management, and coordination of the census of service industries. Planning and implementation were under the direction of **Jack B. Moody**, Chief, Service Census Branch, with primary staff assistance by **Jack R. Drago**, **Barbara S. Tinari**, **Kirk K. Degler**, **Joseph R. Fuller**, **Susan G. Baker**, **Deborah M. Stempowski**, **Brian D. Gregory**, **Theresa L. Steele**, **Chris E. Blackburn**, **Gary R. Rice**, **M. Craig Schadt**, **Arthur B. Stewart**, **Sandra K. Byrd**, and **Evelyn D. Butler**.

Systems and procedures for mailout, receipt, correspondence, data input, industry classification, other clerical processing, administrative record processing, quality control, and the associated electronic computer programs, were developed in the Economic Planning and Coordination Division.

Mailout preparation and receipt operations, clerical and analytical review activities, data keying, and geocoding review were performed by the staff of the Data Preparation Division, **Judith N. Petty**, Acting Chief.

Geographic coding procedures and associated computer programs were developed by the staff of the Geography Division.

The computer processing systems were developed and coordinated in the Economic Statistical Methods and Programming Division, **Charles P. Pautler, Jr.**, Chief. **H. Ray Dennis**, Assistant Chief for Business Programs, was responsible for design and implementation of the computer systems. The computer programs were prepared under the supervision of **William C. Wester**, Chief, Business Census Branch, and **Steven G. McCraith**, Chief, Utilities and Financial Census Branch, assisted by **Jeffrey S. Rosen**, **Barbara L. Lambert**, **Jacqueline R. Sellers**, and **Tsung C. Chu**. Additional programming assistance was provided by **Robert S. Jewett**.

Computer processing was performed in the Computer Services Division, **Marvin D. Raines**, Chief.

The staff of the Administrative and Publications Services Division, **Walter C. Odom**, Chief, performed planning, design, composition, editorial review, and printing planning and procurement for publications and report forms. **Margaret A. Smith** provided publication coordination and editing.

Special acknowledgment is also due the many businesses whose cooperation has contributed to the publication of these data.

If you have any questions concerning the statistics in this report, call 301-457-2689.



**Economics and Statistics
Administration**

Everett M. Ehrlich, Under Secretary
for Economic Affairs



BUREAU OF THE CENSUS

Martha Farnsworth Riche, Director
Harry A. Scarr, Deputy Director

Paula J. Schneider, Principal Associate
Director for Programs

Thomas L. Mesenbourg, Acting Associate
Director for Economic Programs

Thomas L. Mesenbourg, Assistant Director
for Economic Programs

**ECONOMIC PLANNING AND COORDINATION
DIVISION**

John P. Govoni, Chief

SERVICES DIVISION

Carole A. Ambler, Chief

Introduction to the Economic Census

PURPOSES AND USES OF THE ECONOMIC CENSUS

The economic census is the major source of facts about the structure and functioning of the Nation's economy. It provides essential information for government, business, industry, and the general public.

The economic census furnishes an important part of the framework for such composite measures as the gross domestic product, input/output measures, production and price indexes, and other statistical series that measure short-term changes in economic conditions.

Policymaking agencies of the Federal Government use the data, especially in monitoring economic activity and providing assistance to business.

State and local governments use the data to assess business activities and tax bases within their jurisdictions and to develop programs to attract business.

Trade associations study trends in their own and competing industries and keep their members informed of market changes.

Individual businesses use the data to locate potential markets and to analyze their own production and sales performance relative to industry or area averages.

AUTHORITY AND SCOPE

Title 13 of the United States Code (sections 131, 191, and 224) directs the Census Bureau to take the economic census every 5 years, covering years ending in 2 and 7. The 1992 Economic Census consists of the following eight censuses:

- Census of Retail Trade
- Census of Wholesale Trade
- Census of Service Industries
- Census of Financial, Insurance, and Real Estate Industries
- Census of Transportation, Communications, and Utilities
- Census of Manufactures
- Census of Mineral Industries
- Census of Construction Industries

Special programs also cover enterprise statistics and minority-owned and women-owned businesses. (The 1992 Census of Agriculture and 1992 Census of Governments are conducted separately.) The next economic census is scheduled to be taken in 1998 covering the year 1997.

AVAILABILITY OF THE DATA

The results of the economic census are available in printed reports for sale by the U.S. Government Printing Office and on compact discs for sale by the Census Bureau. Order forms for all types of products are available on request from Customer Services, Bureau of the Census, Washington, DC 20233-8300. A more complete description of publications being issued from this census is on the inside back cover of this document.

Census facts are also widely disseminated by trade associations, business journals, and newspapers. Volumes containing census statistics are available in most major public and college libraries. Finally, State data centers in every State as well as business and industry data centers in many States also supply economic census statistics.

WHAT'S NEW IN 1992

The 1992 Economic Census covers more of the economy than any previous census. New for 1992 are data on communications, utilities, financial, insurance, and real estate, as well as coverage of more transportation industries. The economic, agriculture, and governments censuses now collectively cover nearly 98 percent of all economic activity.

Among other changes, new 1992 definitions affect the boundaries of about a third of all metropolitan areas. Also, the Survey of Women-Owned Businesses has now been expanded to include all corporations.

HISTORICAL INFORMATION

The economic census has been taken as an integrated program at 5-year intervals since 1967 and before that for 1963, 1958, and 1954. Prior to that time, the individual subcomponents of the economic census were taken separately at varying intervals.

The economic census traces its beginnings to the 1810 Decennial Census, when questions on manufacturing were included with those for population. Coverage of economic activities was expanded for 1840 and subsequent censuses to include mining and some commercial activities. In 1902, Congress established a permanent Census Bureau and directed that a census of manufactures be taken every 5 years. The 1905 Manufactures Census was the first time a census was taken apart from the regular every-10-year population census.

The first census of business was taken in 1930, covering 1929. Initially it covered retail and wholesale trade and construction industries, but it was broadened in 1933 to include some of the service trades.

The 1954 Economic Census was the first census to be fully integrated—providing comparable census data across economic sectors, using consistent time periods, concepts, definitions, classifications, and reporting units. It was the first census to be taken by mail, using lists of firms provided by the administrative records of other Federal agencies. Since 1963, administrative records also have been used to provide basic statistics for very small firms, reducing or eliminating the need to send them census questionnaires. The Enterprise Statistics Program, which publishes combined data from the economic census, was made possible with the implementation of the integrated census program in 1954.

The range of industries covered in the economic censuses has continued to expand. The census of construction industries began on a regular basis in 1967, and the scope of service industries was broadened in 1967, 1977, and 1987. The census of transportation began in 1963 as a set of surveys covering travel, transportation of commodities, and trucks, but expanded in 1987 to cover business establishments in several transportation industries. For 1992, these statistics are incorporated into a broadened census of transportation, communications, and utilities. Also new for 1992 is the census of financial, insurance, and real estate industries. This is part of a gradual expansion in coverage of industries previously subjected to government regulation.

The Survey of Minority-Owned Business Enterprises was first conducted as a special project in 1969 and was incorporated into the economic census in 1972 along with the Survey of Women-Owned Businesses.

An economic census has also been taken in Puerto Rico since 1909, in the Virgin Islands of the United States and Guam since 1958, and in the Commonwealth of the Northern Mariana Islands since 1982.

Statistical reports from the 1987 and earlier censuses provide historical figures for the study of long-term time series and are available in some large libraries. All of the census data published since 1967 are still available for sale on microfiche from the Census Bureau.

AVAILABILITY OF MORE FREQUENT ECONOMIC DATA

While the census provides complete enumerations every 5 years, there are many needs for more frequent data as well. The Census Bureau conducts a number of monthly, quarterly, and annual surveys, with the results appearing in publication series such as Current Business Reports (retail and wholesale trade and service industries), the Annual Survey of Manufactures, Current Industrial Reports, and the Quarterly Financial Report. Most of these surveys, while providing more frequent observations, yield less kind-of-business and geographic detail than the census. The County Business Patterns program offers annual statistics on the number of establishments, employment, and payroll classified by industry within each county.

SOURCES FOR MORE INFORMATION

More information about the scope, coverage, classification system, data items, and publications for each of the economic censuses and related surveys is published in the *Guide to the 1992 Economic Census and Related Statistics*. More information on the methodology, procedures, and history of the census will be published in the *History of the 1992 Economic Census*. Contact Customer Services for information on availability.

Census of Service Industries

GENERAL

The 1992 Census of Service Industries, part of the 1992 Economic Census, covered service industries as defined in Division I of the *Standard Industrial Classification Manual: 1987*¹ (SIC), except Elementary and Secondary Schools (SIC 821), Colleges, Universities, Professional Schools, and Junior Colleges (SIC 822), Labor Unions and Similar Labor Organizations (SIC 863), Political Organizations (SIC 865), Religious Organizations (SIC 866), and Private Households (SIC 881). The census also excluded governmental establishments classified in the covered industries, except for government-operated hospitals which were included.

Data are presented for establishments in the following classifications:

SIC code	Title
70	Hotels, rooming houses, camps, and other lodging places
72	Personal services
73	Business services
75	Automotive repair, services, and parking
76	Miscellaneous repair services
78	Motion pictures
79	Amusement and recreation services
80	Health services
81	Legal services
823, 4, 9	Selected educational services
83	Social services
84	Museums, art galleries, and botanical and zoological gardens
861, 2, 4, 9	Selected membership organizations
87	Engineering, accounting, research, management, and related services
89	Services, not elsewhere classified

This series of reports presents data for service establishments of firms subject to Federal income tax and (in separate tables) of firms which are exempt from Federal income tax under provisions of the Internal Revenue Code. Only establishments with some payroll during the year are included. For a more detailed explanation, see appendix A.

¹*Standard Industrial Classification Manual: 1987*. For sale by Superintendent of Documents, U.S. Government Printing Office, Washington, DC 20402. Stock No. 041-001-00314-2.

Many of the "kinds of business or operation" included in this report are not thought of as commercial businesses, and the terms (such as "business," "establishment," and "firm") used to describe them may not be descriptive of such services, particularly for not-for-profit and professional services. However, these terms are applied to all "kinds of business or operation" in order to maintain conformity in the measures of the production and delivery of goods and services and in the presentation of data.

The basic tabulations in this report do not include data for establishments which are auxiliary (primary function is providing a service, such as warehousing or bookkeeping) to service establishments within the same organization. Data for auxiliaries are presented in a subsequent report issued as part of the 1992 Enterprise Statistics reports.

For the 1992 Census of Service Industries, large- and medium-size firms, plus all firms known to operate more than one establishment, were sent questionnaires to be completed and returned to the Census Bureau by mail. For most very small firms, including those with no paid employees, data from existing administrative records of other Federal agencies were used instead. These records provided basic information on location, kind of business, receipts, payroll, number of employees, and legal form of organization. In addition, more detailed information for selected kinds of business was obtained on the various questionnaires.

Appendix A gives a more detailed explanation of census coverage and methodology.

CENSUS DISCLOSURE RULES

In accordance with Federal law governing census reports, no data are published that would disclose the operations of an individual establishment or business. However, the number of establishments in a kind-of-business classification is not considered a disclosure, so this information may be released even though other information is withheld.

GEOGRAPHIC AREAS COVERED

This report series presents data for the following areas:

1. The United States as a whole.
2. Each State and the District of Columbia.

3. Each consolidated metropolitan statistical area (CMSA) and primary metropolitan statistical area (PMSA) defined by the Office of Management and Budget (OMB) as of June 30, 1993. A CMSA is an area used to facilitate the presentation and analysis of data for large concentrations of metropolitan populations. It includes two or more contiguous PMSA's which have a population of at least 1,000,000² and which meet specific criteria of urban character and of social and economic integration.
4. Each metropolitan statistical area (MSA) defined by the OMB as of June 30, 1993. An MSA is an integrated economic and social unit with a population nucleus of at least 50,000 inhabitants.² Each MSA consists of one or more counties meeting standards of metropolitan character; in New England, cities and towns rather than counties are the component geographic units.
5. The area within the State outside metropolitan areas (MA's).
6. Each county or county equivalent.³ Counties are the primary divisions of States, except in Louisiana where they are called parishes and in Alaska where they are called boroughs and census areas. Maryland, Missouri, Nevada, and Virginia have one place or more that is independent of any county organization and constitutes primary divisions of their States. These places are treated as counties and as places.
7. Each consolidated city.³ Consolidated cities are consolidated governments which consist of separately incorporated municipalities.
8. Each municipality of 2,500 inhabitants or more incorporated as a city, borough, village, or town.^{2 3}

For the economic census, boroughs and census areas in Alaska and boroughs in New York are not included in this category.
9. Special economic urban areas (SEUA's), which include townships in Michigan, New Jersey, and Pennsylvania, and towns in New York, Wisconsin, and the six New England States with 10,000 inhabitants or more.²

DOLLAR VALUES

All dollar values presented in this report are expressed in current dollars, i.e., 1992 data are expressed in 1992 dollars and 1987 data in 1987 dollars. Consequently, when making comparisons to prior years, users of the data should consider the inflation that has occurred.

RELIABILITY OF DATA

All data compiled in this report originated from either census questionnaires or administrative records of other Federal agencies and, therefore, are not subject to sampling errors. However, the data are subject to nonsampling

²According to the 1990 Census of Population or subsequent special census.

³Those defined as of January 1, 1992.

errors. Nonsampling errors can be attributed to many sources: inability to identify all cases in the actual universe; definition and classification difficulties; differences in the interpretation of questions; errors in recording or coding the data obtained; and other errors of collection, response, coverage, processing, and estimation for missing or misreported data.

The accuracy of these tabulated data is determined by the joint effects of the various nonsampling errors. No direct measurement of these effects has been obtained except for estimation for missing or misreported data; however, precautionary steps were taken in all phases of the collection, processing, and tabulation of the data in an effort to minimize the effects of nonsampling errors.

The Bureau of the Census obtains on computer tape limited information extracted from administrative records of other Federal agencies. This information is used in conjunction with other information available to the Census Bureau to develop estimates for nonemployers, small employers, and other establishments for which responses were not received in time for publication. For an indication of the extent that data included in these reports were obtained from the administrative records of other Federal agencies and from estimation, rather than reports directly from respondents, see appendix E. Also, see appendix A for a more detailed explanation of census coverage and methodology.

SPECIAL TABULATIONS

Special tabulations of data collected in the 1992 Census of Service Industries may be obtained, depending on availability of time and personnel, on diskette, computer tape, or in tabular form. The data will be in summary form and subject to the same rules prohibiting disclosure of confidential information (including name, address, kind of business, or other data for individual business establishments or companies) as are the regular publications.

Special tabulations are prepared on a cost basis. A request for a cost estimate, as well as exact specifications on the type and format of the data to be provided, should be directed to the Chief, Services Division, Bureau of the Census, Washington, DC 20233.

To discuss a special tabulation before submitting specifications, call 1-800-541-8345.

ABBREVIATIONS AND SYMBOLS

The following abbreviations and symbols are used in this publication:

- * See kind-of-business descriptions for SIC 72 and SIC 7384 in appendix A for treatment of plant outlets.
- Represents zero.
- (D) Withheld to avoid disclosing data for individual companies; data are included in broader kind-of-business totals.

(IC)	Independent city.	Symbol	Employment Size
(NA)	Not available.		
(X)	Not applicable.	AA	0–19
CMSA	Consolidated metropolitan statistical area.	BB	20–99
MA	Metropolitan area.	CC	100–249
MSA	Metropolitan statistical area.	EE	250–499
n.e.c.	Not elsewhere classified.	FF	500–999
PMSA	Primary metropolitan statistical area.	GG	1,000–2,499
pt.	Part.	HH	2,500–4,999
r	Revised.	II	5,000–9,999
SIC	Standard Industrial Classification.	JJ	10,000–24,999

The following symbols are used in this publication to show employment size ranges for employment data that have been withheld to avoid disclosing data for individual companies (employment size range codes are provided for the first time in the 1992 Economic Census):

KK	25,000–49,999
LL	50,000–99,999
MM	100,000 or more

Users' Guide for Locating Statistics in This Report by Table Number

Information shown in tables	Table															
	1a	1b	2a	2b	3a	3b	4	5	6	7a	7b	8a	8b	9	10	
GEOGRAPHIC AREAS																
The State	X	X	X	X	X	X	X								X	X
CMSA's and MSA's in the State										X	X					
PMSA's in the State										X	X					
Area of the State not in any CMSA, PMSA, or MSA												X	X			
Counties in the State							X		X							X
Places in the State							X	X						X		
DATA ITEMS																
Establishments	X	X			X	X	X	X	X	X	X	X	X	X		X
Receipts	X				X	X	X	X	X	X	X	X	X	X	X	X
Revenue		X									X		X			
Expenses						X							X			
Annual payroll	X	X			X	X	X	X	X	X	X	X	X	X		
First-quarter payroll	X	X					X	X	X	X	X	X	X	X		
Paid employees for pay period including March 12, 1992	X	X			X	X	X	X	X	X	X	X	X	X		
1987 to 1992 comparative statistics					X	X										
Receipts per establishment			X													
Revenue per establishment				X												
Expenses per establishment				X												
Receipts per employee			X													
Revenue per employee				X												
Expenses per employee				X												
Annual payroll per employee			X	X												
Employees per establishment			X	X												
Counties ranked by volume of receipts																X
Places ranked by volume of receipts														X		

Users' Guide for Locating Statistics in the 1992 Census of Service Industries Reports

Report and geographic area	Information shown in reports by kind of business or industry category										
	Number of establishments	Receipts/Revenue (\$1,000)	Payroll (\$1,000)	Number of employees	Selected ratios	Receipts/revenue lines	Receipts size and employment size of establishments and firms	Concentration ratios of largest firms	Single units and multi-units	Legal form of organization	Selected topics
GEOGRAPHIC AREA SERIES											
United States	X	X	X	X	X						
State	X	X	X	X	X						
CMSA, PMSA, MSA	X	X	X	X							
County	X	X	X	X							
Place	X	X	X	X							
NONEMPLOYER STATISTICS SERIES											
United States	X	X									
State	X	X									
CMSA, PMSA, MSA	X	X									
County	X	X									
Place	X	X									
ESTABLISHMENT AND FIRM SIZE (INCLUDING LEGAL FORM OF ORGANIZATION)											
United States	X	X	X	X			X	X	X	X	
CAPITAL EXPENDITURES, DEPRECIABLE ASSETS, AND OPERATING EXPENSES											
United States		X	X								X
RECEIPTS/REVENUE LINES											
United States	X	X				X					
State	X	X				X					
CMSA, PMSA, MSA	X	X				X					
HOTELS, MOTELS, AND OTHER LODGING PLACES											
United States	X	X	X	X		X					X
State	X	X	X	X		X					X
CMSA, PMSA, MSA	X	X				X					X

Report and geographic area	Information shown in reports by kind of business or industry category										
	Number of establishments	Receipts/Revenue (\$1,000)	Payroll (\$1,000)	Number of employees	Selected ratios	Receipts/revenue lines	Receipts size and employment size of establishments and firms	Concentration ratios of largest firms	Single units and multi-units	Legal form of organization	Selected topics
ZIP CODES											
United States	X	X	X	X							
State	X	X	X	X							
MISCELLANEOUS SUBJECTS											
United States	X	X	X	X							X
State	X	X									X
CMSA, PMSA, MSA	X	X									X

Contents

West Virginia

[Page numbers listed here omit the prefix that appears as part of the number of each page]

	Page
Introduction to the Economic Census	III
Census of Service Industries	V
Users' Guide for Locating Statistics in This Report by Table Number	VIII
Users' Guide for Locating Statistics in the 1992 Census of Service Industries Reports ...	IX
Summary of Findings	2

FIGURES

1. Percent Change in Receipts and Annual Payroll for Establishments of Firms Subject to Federal Income Tax: 1987 to 1992	3
2. Annual Payroll per Employee for Establishments of Firms Subject to Federal Income Tax: 1992 and 1987	4
Maps	5

TABLES

1a. Summary Statistics for Firms Subject to Federal Income Tax for the State: 1992 ..	7
1b. Summary Statistics for Firms Exempt From Federal Income Tax for the State: 1992	11
2a. Selected Ratios for Firms Subject to Federal Income Tax for the State: 1992	12
2b. Selected Ratios for Firms Exempt From Federal Income Tax for the State: 1992 ..	15
3a. Comparative Statistics for Firms Subject to Federal Income Tax for the State: 1992 and 1987	15
3b. Comparative Statistics for Firms Exempt From Federal Income Tax for the State: 1992 and 1987	19
4. Summary Statistics for Firms Subject to Federal Income Tax for Counties and for Places With 2,500 Inhabitants or More: 1992	20
5. Summary Statistics for Firms Subject to Federal Income Tax for Places With 350 Establishments or More: 1992	24
6. Summary Statistics for Firms Subject to Federal Income Tax for Counties With 350 Establishments or More: 1992	30
7a. Summary Statistics for Firms Subject to Federal Income Tax for Metropolitan Areas: 1992	40
7b. Summary Statistics for Firms Exempt From Federal Income Tax for Metropolitan Areas: 1992	57
8a. Summary Statistics for Firms Subject to Federal Income Tax for the Area Outside Metropolitan Areas: 1992	62
8b. Summary Statistics for Firms Exempt From Federal Income Tax for the Area Outside Metropolitan Areas: 1992	65
9. Places With 2,500 Inhabitants or More Ranked by Volume of Receipts of Firms Subject to Federal Income Tax: 1992	65
10. Counties Ranked by Volume of Receipts of Firms Subject to Federal Income Tax: 1992	66

APPENDIXES

A. General Explanation	A-1
B. Sample Report Form and Instructions	B-1
C. Kind-of-Business Titles and Reporting-Form Numbers	C-1
D. Metropolitan Areas	D-1
E. Percent of Receipts/Revenue Based on Administrative Records and Estimation for the State: 1992	E-1
F. Geographic Notes	F-1
G. Establishments in Business Any Time During Year and Establishments in Business at End of Year for the State: 1992 and 1987	G-1

Publication Program

Inside back cover

Summary of Findings

FIRMS SUBJECT TO FEDERAL INCOME TAX

Data from the 1992 Census of Service Industries show that West Virginia's 9,496 service industries establishments of firms with payroll that were subject to Federal income tax had receipts totaling \$4.5 billion. The 1992 data represent an increase of 53.1 percent in receipts for the State since 1987.

For establishments with payroll in 1992, receipts of offices and clinics of medical doctors totaled \$848.6 million, compared with \$594.5 million in 1987. Other leading service kinds of business in 1992 were legal services with \$405.3 million in receipts, hotels and motels with \$291.3 million, and hospitals with \$250.4 million.

There were 83,884 paid employees (full- and part-time) working in service industries in the State as of mid-March 1992, compared with 67,281 employees in 1987. Large employers included nursing and personal care facilities with 9,071 employees, offices and clinics of doctors of medicine with 8,790 employees, and hotels and motels with 7,315 employees.

ORGANIZATIONS EXEMPT FROM FEDERAL INCOME TAX

Data for the census show that West Virginia's 1,632 service industries establishments of firms and other organizations with payroll that were exempt from Federal income tax had revenue totaling \$2.7 billion and expenses of \$2.5 billion in 1992. The 1992 data represent an increase of 61.6 percent in expenses since 1987.

For establishments with payroll in 1992, revenue of hospitals totaled \$2.0 billion, compared with \$1.3 billion in 1987. Other leading classifications in 1992 were individual and family social services with revenue of \$96.9 million, and civic, social, and fraternal associations with \$83.0 million.

There were 56,965 paid employees (full- and part-time) as of mid-March 1992, compared with 45,594 employees in 1987. Hospitals had 34,281 employees; individual and family social services, 4,449 employees; and nursing and personal care facilities, 2,422 employees.

Figure 1. **Percent Change in Receipts and Annual Payroll for Establishments of Firms Subject to Federal Income Tax: 1987 to 1992**

(Includes only establishments with payroll. For meaning of abbreviations and symbols, see introductory text)

Receipts 
Payroll 

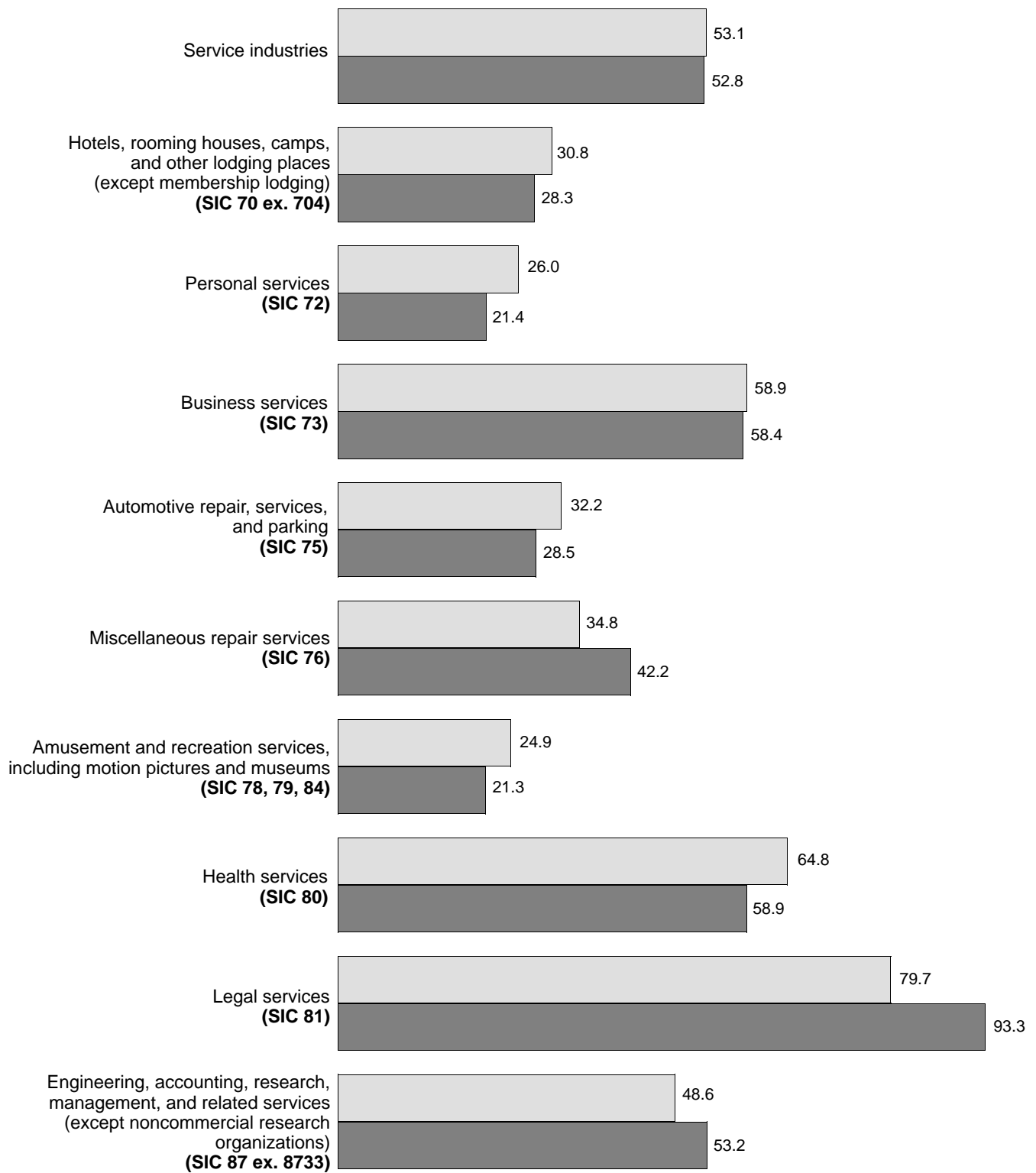




Figure 2. **Annual Payroll per Employee for Establishments of Firms Subject to Federal Income Tax: 1992 and 1987**

(In dollars. For meaning of abbreviations and symbols, see introductory text)

1992 
1987 

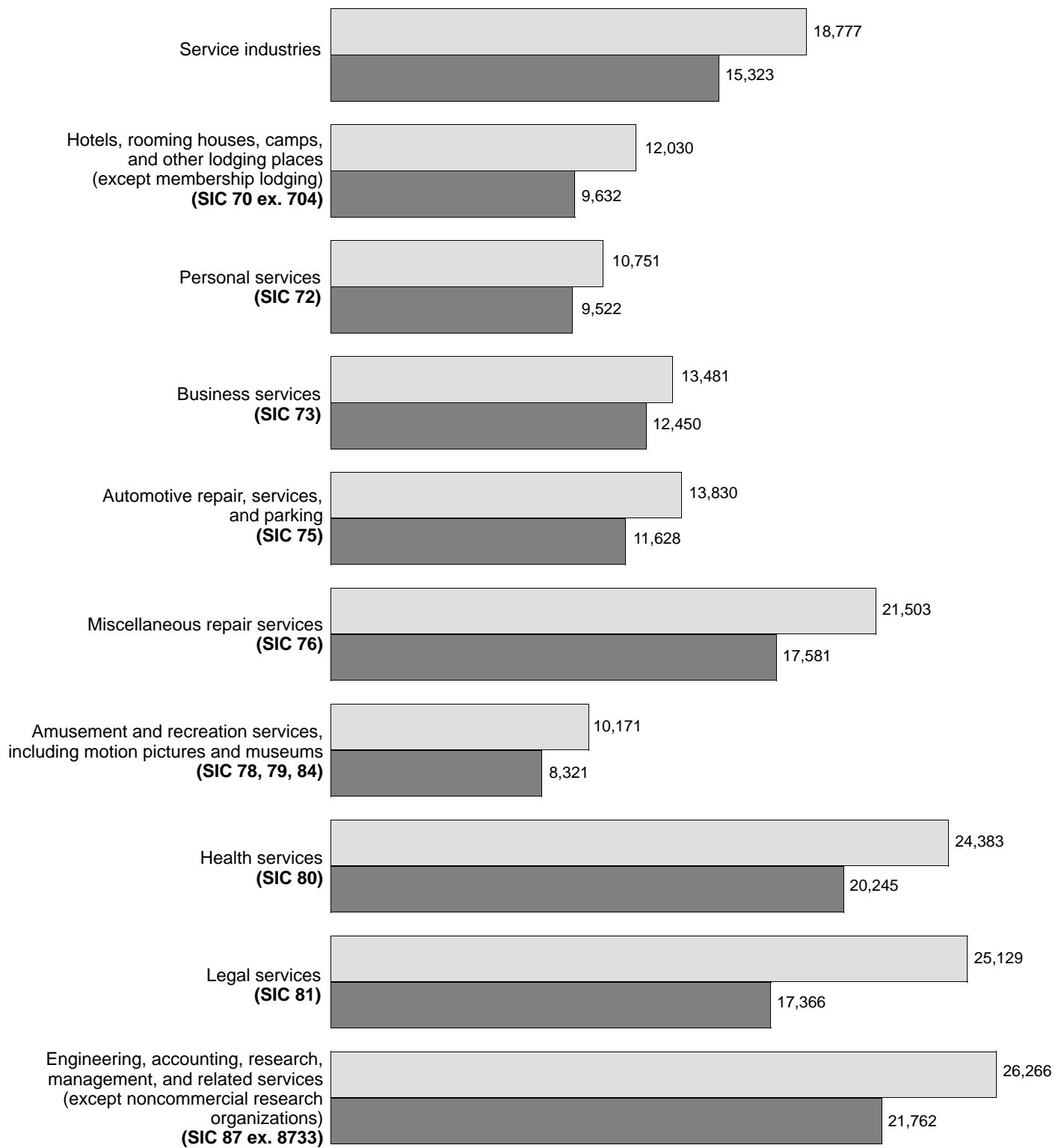




Table 1a. Summary Statistics for Firms Subject to Federal Income Tax for the State: 1992

[Includes only establishments with payroll. For meaning of abbreviations and symbols, see introductory text. For explanation of terms and comparability of 1987 and 1992 censuses, see appendix A]

SIC code	Kind of business or operation	Establishments (number)	Receipts (\$1,000)	Annual payroll (\$1,000)	First-quarter payroll (\$1,000)	Paid employees for pay period including March 12 (number)
Total	-----	9 496	4 466 290	1 575 100	351 301	83 884
70 ex. 704	Hotels, rooming houses, camps, and other lodging places (except membership lodging) -----	287	296 947	88 913	20 066	7 391
	Hotels and motels -----	266	291 302	87 411	19 895	7 315
7011	Hotels -----	64	192 127	63 181	14 639	4 484
7011 pt.	Hotels, 25 guestrooms or more -----	51	190 713	62 806	14 572	4 446
7011 pt.	Hotels, less than 25 guestrooms -----	13	1 414	375	67	38
7011 pt.	Motels, motor hotels, and tourist courts -----	202	99 175	24 230	5 256	2 831
7011 pt.	Motels, tourist courts -----	178	76 435	18 145	3 947	2 163
7011 pt.	Motor hotels -----	24	22 740	6 085	1 309	668
702, 3	Other lodging places -----	21	5 645	1 502	171	76
702	Rooming and boarding houses -----	1	(D)	(D)	(D)	AA
703	Camps and recreational vehicle parks -----	20	(D)	(D)	(D)	BB
7032	Sporting and recreational camps -----	7	(D)	(D)	(D)	BB
7033	Recreational vehicle parks and campsites -----	13	3 964	790	82	51
72	Personal services -----	1 234	244 454	77 567	18 737	7 215
721	Laundry, cleaning, and garment services -----	234	77 515	25 031	5 820	1 984
7211	Power laundries, family and commercial* -----	9	4 005	1 874	450	165
7213	Linen supply* -----	7	10 922	4 378	958	260
7215	Coin-operated laundries and drycleaning -----	67	5 026	1 082	253	169
7215 pt.	Coin-operated laundries and drycleaning stores -----	66	(D)	(D)	(D)	CC
7215 pt.	Coin-operated laundry routes -----	1	(D)	(D)	(D)	AA
7216	Drycleaning plants, except rug cleaning* -----	100	19 301	7 822	1 910	787
7217	Carpet and upholstery cleaning -----	31	5 593	1 819	324	147
7218	Industrial laundries* -----	6	(D)	(D)	(D)	EE
7212, 9	Other laundry, cleaning, and garment services* -----	14	(D)	(D)	(D)	BB
7212	Garment pressing, and agents for laundries and drycleaners -----	4	508	170	41	19
7219	Laundry and garment services, n.e.c.* -----	10	(D)	(D)	(D)	BB
722	Photographic studios, portrait -----	73	15 078	3 111	714	335
723, 4	Beauty and barber shops -----	555	46 745	20 149	4 818	2 167
723	Beauty shops -----	525	44 822	19 157	4 578	2 103
724	Barber shops -----	30	1 923	992	240	64
725	Shoe repair shops and shoeshine parlors -----	13	1 303	350	83	38
726	Funeral service and crematories -----	231	86 180	23 313	5 240	1 213
729	Miscellaneous personal services -----	128	17 633	5 613	2 062	1 478
7291	Tax return preparation services -----	65	9 373	3 768	1 547	1 007
7299	Miscellaneous personal services, n.e.c. -----	63	8 260	1 845	515	471
7299 pt.	Massage parlors, tanning salons, and saunas -----	24	930	245	44	49
7299 pt.	Other personal services -----	39	7 330	1 600	471	422
7299 pt.	Diet and weight reducing services -----	17	4 674	1 013	332	344
7299 pt.	Formal wear rental -----	4	477	92	31	12
7299 pt.	Other personal services, n.e.c. -----	18	2 179	495	108	66
73	Business services -----	1 085	564 134	194 407	44 603	14 421
731	Advertising -----	56	21 141	7 489	1 850	372
7311	Advertising agencies -----	30	10 424	4 836	1 191	216
7312	Outdoor advertising services -----	12	8 689	1 964	477	88
7313	Radio, television, publishers' advertising representatives -----	8	1 263	441	124	34
7313 pt.	Radio, television advertising representatives -----	6	(D)	(D)	(D)	BB
7313 pt.	Publishers' advertising representatives -----	2	(D)	(D)	(D)	AA
7319	Advertising, n.e.c. -----	6	765	248	58	34
732	Consumer credit reporting agencies, mercantile reporting agencies, and adjustment and collection agencies -----	37	15 829	5 298	1 259	398
7322	Adjustment and collection services -----	28	10 442	3 864	876	287
7323	Credit reporting services -----	9	5 387	1 434	383	111
733	Mailing, reproduction, commercial art and photography, and stenographic services -----	72	15 827	4 535	1 022	306
7331	Direct mail advertising services -----	8	3 274	979	200	52
7331 pt.	Mailing list compilers, brokers, and managers -----	8	3 274	979	200	52
7334	Direct mail advertising services, except mailing list services -----	13	5 587	1 201	276	89
7334 pt.	Blueprinting and duplicating services -----	13	5 587	1 201	276	89
7334 pt.	Duplicating services, except printing and photocopying -----	13	5 587	1 201	276	89
7335, 6	Commercial photography, art, and graphics -----	24	1 993	326	75	44
7335	Commercial photography -----	11	1 138	126	19	12
7336	Commercial art and graphic design -----	13	855	200	56	32
7336 pt.	Commercial art -----	1	(D)	(D)	(D)	AA
7336 pt.	Graphic arts and related design -----	12	(D)	(D)	(D)	BB
7338	Secretarial and court reporting services -----	27	4 973	2 029	471	121
734	Services to dwellings and other buildings -----	245	60 078	26 550	5 961	2 496
7342	Disinfecting and pest control services -----	54	20 170	7 381	1 569	427
7349	Building cleaning and maintenance services, n.e.c. -----	191	39 908	19 169	4 392	2 069
735	Miscellaneous equipment rental and leasing -----	187	128 276	25 977	6 044	1 102
7352	Medical equipment rental and leasing -----	45	42 970	8 340	2 002	376
7353	Heavy construction equipment rental and leasing -----	33	24 098	6 182	1 226	199
7353 pt.	Rental and leasing of heavy construction equipment without operators -----	20	14 998	3 398	629	96
7353 pt.	Rental and leasing of heavy construction equipment with operators -----	13	9 100	2 784	597	103
7359	Equipment rental and leasing, n.e.c. -----	109	61 208	11 455	2 816	527
7359 pt.	Equipment rental -----	81	39 053	6 873	1 569	358
7359 pt.	Rent-to-own -----	28	10 533	2 251	542	126
7359 pt.	Equipment rental, except rent-to-own -----	53	28 520	4 622	1 027	232
7359 pt.	Equipment leasing, except finance leasing -----	28	22 155	4 582	1 247	169

Table 1a. Summary Statistics for Firms Subject to Federal Income Tax for the State: 1992—Con.

[Includes only establishments with payroll. For meaning of abbreviations and symbols, see introductory text. For explanation of terms and comparability of 1987 and 1992 censuses, see appendix A]

SIC code	Kind of business or operation	Establishments (number)	Receipts (\$1,000)	Annual payroll (\$1,000)	First-quarter payroll (\$1,000)	Paid employees for pay period including March 12 (number)
73	Business services—Con.					
736	Personnel supply services -----	81	66 079	47 329	10 082	4 563
7361	Employment agencies -----	24	3 908	2 248	544	143
7363	Help supply services -----	57	62 171	45 081	9 538	4 420
7363 pt.	Temporary help supply -----	42	46 987	35 394	7 637	4 095
7363 pt.	Help supply, except temporary -----	15	15 184	9 687	1 901	325
7363 pt.	Employee leasing -----	8	7 402	4 680	904	148
7363 pt.	Other help supply services -----	7	7 782	5 007	997	177
737	Computer programming, data processing, and other computer related services -----	116	67 615	22 408	5 186	785
7371, 2, 3	Computer programming, prepackaged software, and integrated systems -----	60	36 538	11 135	2 642	378
7371	Computer programming services -----	33	13 244	4 632	1 114	147
7372	Prepackaged software -----	9	1 922	786	175	25
7373	Computer integrated systems -----	18	21 372	5 717	1 353	206
7374, 5, 6	Data processing services -----	30	22 181	7 945	1 729	305
7374, 5	Computer processing, information retrieval -----	30	22 181	7 945	1 729	305
7374	Computer processing and data preparation and processing services -----	29	(D)	(D)	(D)	EE
7375	Information retrieval services -----	1	(D)	(D)	(D)	AA
7376	Computer facilities management services -----	-	-	-	-	-
7377, 8, 9	Computer rental and leasing, maintenance, and related services, n.e.c. -----	26	8 896	3 328	815	102
7377	Computer rental and leasing -----	4	(D)	(D)	(D)	AA
7378	Computer maintenance and repair -----	15	6 987	2 787	693	80
7379	Computer related services, n.e.c. -----	7	(D)	(D)	(D)	AA
7379 pt.	Computer consultants -----	6	964	337	78	12
7379 pt.	Miscellaneous computer services, n.e.c. -----	1	(D)	(D)	(D)	AA
738	Miscellaneous business services -----	291	189 289	54 821	13 199	4 399
7381, 2	Detective agencies and protective services -----	93	36 018	19 917	4 807	2 113
7381	Detective, guard, and armored car services -----	84	33 155	19 175	4 592	2 055
7381 pt.	Detective agencies and guard services -----	78	(D)	(D)	(D)	GG
7381 pt.	Armored car services -----	6	(D)	(D)	(D)	BB
7382	Security systems services -----	9	2 863	742	215	58
7383	News syndicates -----	3	(D)	(D)	(D)	BB
7384	Photofinishing laboratories* -----	30	(D)	(D)	(D)	GG
7384 pt.	Photofinishing laboratories, except "one-hour" (mini) labs* -----	15	(D)	(D)	(D)	FF
7384 pt.	One-hour (mini) photofinishing* -----	15	(D)	(D)	(D)	BB
7389	Business services, n.e.c. -----	165	(D)	(D)	(D)	GG
7389 pt.	Sign painting shops -----	15	2 310	716	162	47
7389 pt.	Interior designing -----	14	5 211	1 036	178	45
7389 pt.	Telephone answering services -----	11	(D)	(D)	(D)	BB
7389 pt.	Other business services -----	125	(D)	(D)	(D)	GG
7389 pt.	Water softening and conditioning services -----	8	2 355	642	142	35
7389 pt.	Packaging and labeling services -----	2	(D)	(D)	(D)	AA
7389 pt.	Trading stamp services -----	-	-	-	-	-
7389 pt.	Miscellaneous business services -----	115	(D)	(D)	(D)	GG
7389 pt.	Convention and trade show services -----	3	299	138	29	10
7389 pt.	Private mail centers -----	11	2 238	669	158	68
7389 pt.	Miscellaneous business services, n.e.c. -----	101	(D)	(D)	(D)	FF
75	Automotive repair, services, and parking -----	929	202 401	45 943	10 712	3 322
751	Automotive rental and leasing, without drivers -----	68	32 388	4 959	1 168	310
7513	Truck rental and leasing, without drivers -----	21	(D)	(D)	(D)	BB
7513 pt.	Truck rental, without drivers -----	18	(D)	(D)	(D)	BB
7513 pt.	Truck leasing, except finance leasing -----	3	(D)	(D)	(D)	AA
7514, 5	Passenger car rental and leasing -----	46	20 197	3 042	703	209
7514	Passenger car rental -----	42	19 565	2 911	694	203
7515	Passenger car leasing -----	4	632	131	9	6
7519	Utility trailer and recreational vehicle rental -----	1	(D)	(D)	(D)	AA
752	Automobile parking -----	26	2 705	598	146	66
7521 pt.	Parking lots -----	24	(D)	(D)	(D)	BB
7521 pt.	Parking structures -----	2	(D)	(D)	(D)	AA
753	Automotive repair shops -----	698	144 657	34 108	7 912	2 249
7532	Top, body, and upholstery repair shops and paint shops -----	200	44 054	9 862	2 469	648
7532 pt.	Top and body repair shops -----	189	42 722	9 555	2 400	628
7532 pt.	Paint shops -----	11	1 332	307	69	20
7538	General automotive repair shops -----	351	62 202	15 104	3 371	1 023
7538 pt.	General automotive repair shops, except diesel -----	327	53 402	12 040	2 659	839
7538 pt.	Diesel repair shops -----	24	8 800	3 064	712	184
7533, 4, 6, 7, 9	Other automotive repair shops -----	147	38 401	9 142	2 072	578
7533	Automotive exhaust system repair shops -----	39	7 834	1 787	400	146
7534	Tire retreading and repair shops -----	9	6 904	1 285	236	60
7536	Automotive glass replacement shops -----	27	9 179	2 511	585	125
7537	Automotive transmission repair shops -----	30	4 942	1 161	304	90
7539	Automotive repair shops, n.e.c. -----	42	9 542	2 398	547	157
7539 pt.	Radiator repair -----	13	2 677	708	147	43
7539 pt.	Brake, front end, and wheel alignment -----	14	3 612	852	208	51
7539 pt.	Automotive electrical and fuel system services -----	10	2 532	572	132	44
7539 pt.	Carburetor repair shops -----	2	(D)	(D)	(D)	AA
7539 pt.	Automotive electrical repair shops -----	8	(D)	(D)	(D)	BB
7539 pt.	Other automotive repair shops, n.e.c. -----	5	721	266	60	19
754	Automotive services, except repair -----	137	22 651	6 278	1 486	697
7542	Carwashes -----	85	11 666	3 342	813	436
7549	Automotive services, except repair and carwashes -----	52	10 985	2 936	673	261
7549 pt.	Lubrication shops -----	14	4 669	1 211	254	112
7549 pt.	Other automotive services -----	38	6 316	1 725	419	149
7549 pt.	Towing services -----	34	5 705	1 561	376	134
7549 pt.	Other automotive services, n.e.c. -----	4	611	164	43	15

Table 1a. Summary Statistics for Firms Subject to Federal Income Tax for the State: 1992—Con.

[Includes only establishments with payroll. For meaning of abbreviations and symbols, see introductory text. For explanation of terms and comparability of 1987 and 1992 censuses, see appendix A]

SIC code	Kind of business or operation	Establishments (number)	Receipts (\$1,000)	Annual payroll (\$1,000)	First-quarter payroll (\$1,000)	Paid employees for pay period including March 12 (number)
76	Miscellaneous repair services -----	453	220 738	70 703	16 424	3 288
762	Electrical repair shops -----	116	46 896	15 851	3 634	822
7622	Radio and television repair shops -----	21	7 497	1 691	387	95
7623, 9	Other electrical and electronic repair shops -----	95	39 399	14 160	3 247	727
7623	Refrigeration and air-conditioning service and repair shops -----	18	5 432	1 404	294	71
7629	Electrical and electronic repair shops, n.e.c. -----	77	33 967	12 756	2 953	656
763	Watch, clock, and jewelry repair -----	6	1 590	452	109	26
764	Reupholstery and furniture repair -----	38	3 503	1 076	205	99
769	Miscellaneous repair and related services -----	293	168 749	53 324	12 476	2 341
7692	Welding repair -----	32	8 152	2 579	620	155
7694	Armature rewinding shops -----	38	61 302	20 979	4 997	811
7699	Repair shops and related services, n.e.c. -----	223	99 295	29 766	6 859	1 375
7699 pt.	Farm machinery and equipment repair -----	9	2 093	541	130	28
7699 pt.	Lawnmower and other small gasoline engine repair -----	14	2 269	546	117	31
7699 pt.	Sewer and septic tank cleaning services -----	14	1 847	354	83	29
7699 pt.	Other repair and related services, n.e.c. -----	186	93 086	28 325	6 529	1 287
78, 79, 84	Amusement and recreation services, including motion pictures and museums -----	609	188 793	45 901	9 473	4 513
781, 2	Motion picture production, distribution, and services -----	9	1 876	543	120	23
7812 pt.	Motion picture production, except for television -----	7	(D)	(D)	(D)	AA
7812 pt.	Motion picture and tape production for television -----	1	(D)	(D)	(D)	AA
7819	Services allied to motion picture production -----	1	(D)	(D)	(D)	AA
7822 pt.	Motion picture film and tape distributors -----	-	-	-	-	-
7822 pt.	Motion picture film exchanges -----	-	-	-	-	-
7822 pt.	Video tape wholesalers -----	-	-	-	-	-
7822 pt.	Film and tape distribution for television -----	-	-	-	-	-
7829	Services allied to motion picture distribution -----	-	-	-	-	-
783	Motion picture theaters -----	41	18 865	3 252	654	378
7832	Motion picture theaters, except drive-in -----	28	17 545	2 985	625	357
7833	Drive-in motion picture theaters -----	13	1 320	267	29	21
784	Video tape rental -----	160	22 094	3 841	932	642
792	Theatrical producers (except motion picture), bands, orchestras, and entertainers -----	11	5 716	566	109	25
7922	Theatrical producers (except motion picture) and miscellaneous theatrical services -----	4	(D)	(D)	(D)	AA
7922 pt.	Producers of live theatrical productions -----	-	-	-	-	-
7922 pt.	Producers of radio and television shows, except tape producers -----	-	-	-	-	-
7922 pt.	Artists' and entertainers' managers or agents, concert bureaus, booking agents -----	2	(D)	(D)	(D)	AA
7922 pt.	Other theatrical services -----	2	(D)	(D)	(D)	AA
7929	Bands, orchestras, actors, and other entertainers and entertainment groups -----	7	(D)	(D)	(D)	AA
7929 pt.	Dance groups and artists -----	-	-	-	-	-
7929 pt.	Symphony orchestras, opera companies, and chamber music organizations -----	-	-	-	-	-
7929 pt.	Other music and entertainment presentations -----	7	(D)	(D)	(D)	AA
7929 pt.	Other music groups and artists -----	5	(D)	(D)	(D)	AA
7929 pt.	Other entertainers and entertainment groups -----	2	(D)	(D)	(D)	AA
793	Bowling centers -----	47	17 412	5 069	1 262	598
79 ex. 792, 3, 84	Commercial sports and other amusement and recreation services, including museums -----	341	122 830	32 630	6 396	2 847
794	Commercial sports -----	21	49 598	13 498	3 150	1 149
7941	Professional sports clubs, managers, promoters -----	4	2 891	433	101	39
7941 pt.	Baseball clubs -----	1	(D)	(D)	(D)	AA
7941 pt.	Football clubs -----	-	-	-	-	-
7941 pt.	Other professional sports clubs -----	1	(D)	(D)	(D)	BB
7941 pt.	Managers and promoters -----	2	(D)	(D)	(D)	AA
7948	Racing, including track operation -----	17	46 707	13 065	3 049	1 110
7948 pt.	Auto racetrack operation -----	6	2 919	425	68	41
7948 pt.	Horse racetrack operation -----	2	(D)	(D)	(D)	FF
7948 pt.	Dog racetrack operation -----	2	(D)	(D)	(D)	EE
7948 pt.	Racing stables and racing, n.e.c. -----	7	1 039	255	68	27
79 ex. 792, 3, 4, 84	Other amusement and recreation services, including museums -----	320	73 232	19 132	3 246	1 698
791	Dance studios, schools, and halls -----	19	1 589	320	88	65
7911	Physical fitness facilities -----	48	6 640	1 876	515	301
7911 pt.	Physical fitness centers, except gymnasiums and athletic clubs -----	42	6 139	1 754	487	272
7911 pt.	Gymnasiums and athletic clubs -----	6	501	122	28	29
7992	Public golf courses -----	29	9 934	2 424	342	167
7993	Coin-operated amusement devices -----	42	12 440	2 723	601	199
7996	Amusement parks -----	4	(D)	(D)	(D)	AA
7997	Membership sports and recreation clubs -----	57	13 562	4 340	774	342
7999, 84	Amusement and recreation services, including museums, n.e.c. -----	121	(D)	(D)	(D)	FF
7999 pt.	Concession operators of amusement devices and rides -----	3	(D)	(D)	(D)	AA
7999 pt.	Carnivals, circuses, and fairs -----	2	(D)	(D)	(D)	AA
7999 pt.	Carnivals and circuses -----	2	(D)	(D)	(D)	AA
7999 pt., 84	Fairs -----	-	-	-	-	-
7999 pt., 84	Other recreation and amusements, including museums -----	116	26 254	6 832	870	594
84	Museums, art galleries, and botanical and zoological gardens -----	3	(D)	(D)	(D)	AA
841	Museums and art galleries -----	2	(D)	(D)	(D)	AA
842	Arboreta and botanical or zoological gardens -----	1	(D)	(D)	(D)	AA
7999 pt.	Roller skating rinks -----	15	1 479	347	91	78
7999 pt.	Ice skating rinks -----	1	(D)	(D)	(D)	AA
7999 pt.	Other amusement and recreation services, n.e.c. -----	97	24 559	6 448	776	511

Table 1a. Summary Statistics for Firms Subject to Federal Income Tax for the State: 1992—Con.

[Includes only establishments with payroll. For meaning of abbreviations and symbols, see introductory text. For explanation of terms and comparability of 1987 and 1992 censuses, see appendix A]

SIC code	Kind of business or operation	Establishments (number)	Receipts (\$1,000)	Annual payroll (\$1,000)	First-quarter payroll (\$1,000)	Paid employees for pay period including March 12 (number)
80	Health services	2 692	1 788 120	704 097	152 218	28 876
801	Offices and clinics of doctors of medicine	1 340	848 606	385 001	79 262	8 790
8011 pt.	Offices of doctors of medicine	1 308	808 496	368 392	74 809	8 060
8011 pt.	General medical clinics	32	40 110	16 609	4 453	730
802	Offices and clinics of dentists	563	174 028	49 352	10 157	2 651
8021 pt.	Offices of dentists	561	(D)	(D)	(D)	HH
8021 pt.	Dental clinics	2	(D)	(D)	(D)	AA
803	Offices and clinics of doctors of osteopathy	90	37 666	11 958	2 586	542
8031 pt.	Offices of osteopathic physicians	85	35 230	10 974	2 350	488
8031 pt.	Osteopathic clinics	5	2 436	984	236	54
804	Offices and clinics of other health practitioners	351	92 113	24 884	5 253	1 374
8041	Offices and clinics of chiropractors	105	24 442	7 390	1 586	392
8042	Offices and clinics of optometrists	151	43 184	8 617	1 876	579
8043	Offices and clinics of podiatrists	26	5 602	1 103	221	75
8049	Offices and clinics of health practitioners, n.e.c.	69	18 885	7 774	1 570	328
805	Nursing and personal care facilities	141	240 850	104 418	24 755	9 071
8051	Skilled nursing care facilities	55	128 536	55 948	13 413	4 821
8052	Intermediate care facilities	69	105 795	45 797	10 667	3 944
8059	Nursing and personal care facilities, n.e.c.	17	6 519	2 673	675	306
806	Hospitals	17	250 432	83 550	19 863	3 845
8062	General medical and surgical hospitals	10	180 031	59 449	14 259	2 770
8063, 9	Specialty hospitals	7	70 401	24 101	5 604	1 075
8063	Psychiatric hospitals	2	(D)	(D)	(D)	EE
8069	Specialty hospitals, except psychiatric	5	(D)	(D)	(D)	FF
807, 8, 9	Other health services	190	144 425	44 934	10 342	2 603
807	Medical and dental laboratories	82	66 213	16 517	3 835	702
8071	Medical laboratories	55	57 383	12 476	2 998	515
8072	Dental laboratories	27	8 830	4 041	837	187
808	Home health care services	48	39 908	17 345	4 030	1 417
809	Miscellaneous health and allied services, n.e.c.	60	38 304	11 072	2 477	484
8092	Kidney dialysis centers	9	(D)	(D)	(D)	CC
8093	Specialty outpatient facilities, n.e.c.	28	20 674	6 548	1 477	252
8099	Health and allied services, n.e.c.	23	(D)	(D)	(D)	BB
81	Legal services	891	405 268	109 288	23 016	4 349
823, 4, 9	Selected educational services	42	18 328	5 682	1 371	345
823	Libraries	—	—	—	—	—
824	Vocational schools	17	11 023	3 837	917	237
8243	Data processing schools	2	(D)	(D)	(D)	AA
8244	Business and secretarial schools	8	8 555	2 985	713	182
8249	Vocational schools, n.e.c.	7	(D)	(D)	(D)	BB
829	Schools and educational services, n.e.c.	25	7 305	1 845	454	108
83	Social services	217	51 661	21 082	5 158	2 090
835	Child day care services	104	9 560	3 973	916	630
832, 3, 6, 9	Other social services	113	42 101	17 109	4 242	1 460
832	Individual and family social services	28	5 753	2 322	689	264
833	Job training and vocational rehabilitation services	14	12 337	5 070	1 212	273
836	Residential care	62	23 584	9 630	2 319	915
839	Social services, n.e.c.	9	427	87	22	8
87 ex. 8733	Engineering, accounting, research, management, and related services (except noncommercial research organizations)	1 005	465 527	204 479	47 988	7 785
871	Engineering, architectural, and surveying services	307	182 755	83 369	19 605	2 897
8711	Engineering services	174	147 024	69 669	16 460	2 252
8712	Architectural services	47	23 037	7 613	1 788	256
8713	Surveying services	86	12 694	6 087	1 357	389
872	Accounting, auditing, and bookkeeping services	414	114 199	38 960	9 204	2 014
873 ex. 8733	Research, development, and testing services (except noncommercial research organizations)	75	46 464	18 849	4 451	934
8731	Commercial physical and biological research	13	10 479	3 401	741	99
8731 pt.	Commercial physical research	11	(D)	(D)	(D)	BB
8731 pt.	Commercial medical and biological research	2	(D)	(D)	(D)	AA
8732	Commercial economic, sociological, and educational research	11	6 598	2 429	529	263
8734	Testing laboratories	51	29 387	13 019	3 181	572
874	Management and public relations services	209	122 109	63 301	14 728	1 940
8741	Management services	90	73 464	40 918	9 294	1 271
8742	Management consulting services	78	31 811	14 741	3 566	495
8743	Public relations services	13	7 721	2 087	516	66
8744	Facilities support management services	3	(D)	(D)	(D)	BB
8748	Business consulting services, n.e.c.	25	(D)	(D)	(D)	BB
89	Services, n.e.c.	52	19 919	7 038	1 535	289
8999 pt.	Scientific and related consulting services, except environmental	11	5 309	2 796	643	110
8999 pt.	Other services	41	14 610	4 242	892	179
8999 pt.	Environmental consulting	19	9 843	2 993	625	106
8999 pt.	Authors, composers, and other arts-related services	5	860	161	27	9
8999 pt.	Other services, n.e.c.	17	3 907	1 088	240	64

Table 1b. Summary Statistics for Firms Exempt From Federal Income Tax for the State: 1992

[Includes only establishments with payroll. For meaning of abbreviations and symbols, see introductory text. For explanation of terms and comparability of 1987 and 1992 censuses, see appendix A]

SIC code	Kind of business or operation	Establishments (number)	Revenue (\$1,000)	Annual payroll (\$1,000)	First-quarter payroll (\$1,000)	Paid employees for pay period including March 12 (number)
	Total	1 632	2 717 556	1 138 384	271 043	56 965
7032, 704	Camps and membership lodging	28	4 199	1 523	336	187
7032	Sporting and recreational camps	10	1 381	488	76	39
704	Organization hotels and lodging houses, on membership basis	18	2 818	1 035	260	148
792, 7991 pt., 7997, 7999 pt., 84	Selected amusement, recreation, and related services	75	32 875	11 813	2 263	966
792	Theatrical producers (except motion picture), bands, orchestras, and entertainers	13	5 813	2 305	400	276
7922	Theatrical producers (except motion picture) and miscellaneous theatrical services	7	1 967	875	79	31
7922 pt.	Producers of live theatrical productions	7	1 967	875	79	31
7922 pt.	Producers of radio and television shows, except tape	—	—	—	—	—
7922 pt.	Artists' and entertainers' managers or agents, concert bureaus, booking agents	—	—	—	—	—
7922 pt.	Other theatrical services	—	—	—	—	—
7929	Bands, orchestras, actors, and other entertainers and entertainment groups	6	3 846	1 430	321	245
7929 pt.	Dance groups and artists	1	(D)	(D)	(D)	AA
7929 pt.	Symphony orchestras, opera companies, and chamber music organizations	3	(D)	(D)	(D)	CC
7929 pt.	Other music groups and artists	1	(D)	(D)	(D)	AA
7929 pt.	Other entertainers and entertainment groups	1	(D)	(D)	(D)	AA
7991 pt., 7997	Gymnasiums, athletic clubs, and membership sports and recreation clubs	50	20 791	7 819	1 489	570
7991 pt.	Gymnasiums and athletic clubs	1	(D)	(D)	(D)	BB
7997	Membership sports and recreation clubs	49	(D)	(D)	(D)	FF
7999 pt.	Fairs	3	2 649	360	40	7
84	Museums, art galleries, and botanical and zoological gardens	9	3 622	1 329	334	113
841	Museums and art galleries	8	(D)	(D)	(D)	CC
842	Arboreta and botanical or zoological gardens	1	(D)	(D)	(D)	AA
8011 pt.; 8021 pt.; 805, 6, 8, 9	Selected health services	240	2 252 501	967 923	231 455	41 248
8011 pt., 8021 pt.	Clinics of doctors of medicine and dentists	78	82 431	36 684	8 897	1 564
8011 pt.	General medical clinics	74	(D)	(D)	(D)	GG
8021 pt.	Dental clinics	4	(D)	(D)	(D)	CC
805	Nursing and personal care facilities	24	60 612	30 219	7 465	2 422
8051	Skilled nursing care facilities	12	39 822	20 772	5 096	1 525
8052	Intermediate care facilities	10	(D)	(D)	(D)	FF
8059	Nursing and personal care facilities, n.e.c.	2	(D)	(D)	(D)	BB
806	Hospitals	55	1 992 715	849 790	203 327	34 281
8062	General medical and surgical hospitals	51	1 916 620	807 972	193 401	32 415
8062 pt.	General medical and surgical hospitals, nongovernment	36	1 588 730	631 348	151 025	26 484
8062 pt.	General medical and surgical hospitals, government	15	327 890	176 624	42 376	5 931
8063, 9	Specialty hospitals	4	76 095	41 818	9 926	1 866
8063	Psychiatric hospitals	3	(D)	(D)	(D)	GG
8063 pt.	Psychiatric hospitals, nongovernment	1	(D)	(D)	(D)	CC
8063 pt.	Psychiatric hospitals, government	2	(D)	(D)	(D)	FF
8069	Specialty hospitals, except psychiatric	1	(D)	(D)	(D)	FF
8069 pt.	Specialty hospitals, except psychiatric; nongovernment	1	(D)	(D)	(D)	FF
8069 pt.	Specialty hospitals, except psychiatric; government	—	—	—	—	—
808, 9	Other health services	83	116 743	51 230	11 766	2 981
808	Home health care services	16	26 938	12 230	2 789	772
809	Miscellaneous health and allied services, n.e.c.	67	89 805	39 000	8 977	2 209
8092	Kidney dialysis centers	—	—	—	—	—
8093	Specialty outpatient facilities, n.e.c.	53	84 969	36 646	8 384	2 014
8099	Health and allied services, n.e.c.	14	4 836	2 354	593	195
8111 pt.	Legal aid societies and similar legal services	18	6 380	3 541	807	145
823, 4, 9	Selected educational services	40	10 930	4 099	916	227
823	Libraries	10	704	349	83	45
824	Vocational schools	15	3 054	1 042	239	96
8243	Data processing schools	—	—	—	—	—
8244	Business and secretarial schools	—	—	—	—	—
8249	Vocational schools, n.e.c.	15	3 054	1 042	239	96
829	Schools and educational services, n.e.c.	15	7 172	2 708	594	86
83	Social services	609	257 349	106 313	24 616	10 598
835	Child day care services	97	20 255	9 867	2 527	1 183
832, 3, 6, 9	Other social services	512	237 094	96 446	22 089	9 415
832	Individual and family social services	218	96 917	41 488	9 171	4 449
833	Job training and vocational rehabilitation services	67	33 656	14 405	3 505	1 651
836	Residential care	124	60 087	27 206	6 264	2 176
839	Social services, n.e.c.	103	46 434	13 347	3 149	1 139
861, 2, 4, 9	Selected membership organizations	601	138 893	36 712	8 791	3 256
861	Business associations	83	18 595	6 297	1 496	260
864	Civic, social, and fraternal associations	427	82 997	18 933	4 450	2 301
862, 9	Other membership organizations	91	37 301	11 482	2 845	695
862	Professional membership organizations	27	16 957	5 214	1 384	196
869	Membership organizations, n.e.c.	64	20 344	6 268	1 461	499

Table 1b. Summary Statistics for Firms Exempt From Federal Income Tax for the State: 1992—Con.

[Includes only establishments with payroll. For meaning of abbreviations and symbols, see introductory text. For explanation of terms and comparability of 1987 and 1992 censuses, see appendix A]

SIC code	Kind of business or operation	Establishments (number)	Revenue (\$1,000)	Annual payroll (\$1,000)	First-quarter payroll (\$1,000)	Paid employees for pay period including March 12 (number)
873, 4 ex. 8744	Research, testing, and consulting services, except facilities support management services	21	14 429	6 460	1 859	338
873	Research, development, and testing services	10	11 015	5 399	1 603	306
8731	Commercial physical and biological research	1	(D)	(D)	(D)	BB
8732	Commercial economic, sociological, and educational research	1	(D)	(D)	(D)	BB
8733	Noncommercial research organizations	8	(D)	(D)	(D)	CC
8734	Testing laboratories	—	—	—	—	—
874 ex. 8744	Management and public relations services, except facilities support management services	11	3 414	1 061	256	32
8741	Management services	3	(D)	(D)	(D)	AA
8742	Management consulting services	2	(D)	(D)	(D)	AA
8743	Public relations services	—	—	—	—	—
8748	Business consulting services, n.e.c.	6	(D)	(D)	(D)	AA

Table 2a. Selected Ratios for Firms Subject to Federal Income Tax for the State: 1992

[Includes only establishments with payroll. For meaning of abbreviations and symbols, see introductory text. For explanation of terms and comparability of 1987 and 1992 censuses, see appendix A]

SIC code	Kind of business or operation	Receipts		Annual payroll per establishment ¹ (dollars)	Employees per establishment ¹ (number)
		Per establishment (dollars)	Per employee ¹ (dollars)		
	Total	470 334	53 244	18 777	9
70 ex. 704	Hotels, rooming houses, camps, and other lodging places (except membership lodging)	1 034 659	40 177	12 030	26
7011	Hotels and motels	1 095 120	39 823	11 950	28
7011 pt.	Hotels	3 001 984	42 847	14 090	70
7011 pt.	Hotels, 25 guestrooms or more	7 739 471	42 895	14 126	87
7011 pt.	Hotels, less than 25 guestrooms	108 769	37 211	9 868	3
7011 pt.	Motels, motor hotels, and tourist courts	490 965	35 032	8 559	14
7011 pt.	Motels, tourist courts	429 410	35 337	8 389	12
7011 pt.	Motor hotels	947 500	34 042	9 109	28
702, 3	Other lodging places	268 810	74 276	19 763	4
702	Rooming and boarding houses	(D)	(D)	(D)	(D)
703	Camps and recreational vehicle parks	(D)	(D)	(D)	(D)
72	Personal services	198 099	33 881	10 751	6
721	Laundry, cleaning, and garment services	331 261	39 070	12 616	8
7211	Power laundries, family and commercial*	445 000	24 273	11 358	18
7213	Linen supply*	1 560 286	42 008	16 838	37
7215	Coin-operated laundries and drycleaning	75 015	29 740	6 402	3
7216	Drycleaning plants, except rug cleaning*	193 010	24 525	9 939	8
7217	Carpet and upholstery cleaning	180 419	38 048	12 374	5
7218	Industrial laundriers*	(D)	(D)	(D)	(D)
7212, 9	Other laundry, cleaning, and garment services*	(D)	(D)	(D)	(D)
7212	Garment pressing, and agents for laundries and drycleaners	127 000	26 737	8 947	5
7219	Laundry and garment services, n.e.c.*	(D)	(D)	(D)	(D)
722	Photographic studios, portrait	206 548	45 009	9 287	5
723, 4	Beauty and barber shops	84 225	21 571	9 298	4
723	Beauty shops	85 375	21 313	9 109	4
724	Barber shops	64 100	30 047	15 500	2
725	Shoe repair shops and shoeshine parlors	100 231	34 289	9 211	3
726	Funeral service and crematories	373 074	71 047	19 219	5
729	Miscellaneous personal services	137 758	11 930	3 798	12
7291	Tax return preparation services	144 200	9 308	3 742	15
7299	Miscellaneous personal services, n.e.c.	131 111	17 537	3 917	7
73	Business services	519 939	39 119	13 481	13
731	Advertising	377 518	56 831	20 132	7
7311	Advertising agencies	347 467	48 259	22 389	7
7312	Outdoor advertising services	724 083	98 739	22 318	7
7313	Radio, television, publishers' advertising representatives	157 875	37 147	12 971	4
7319	Advertising, n.e.c.	127 500	22 500	7 294	6
732	Consumer credit reporting agencies, mercantile reporting agencies, and adjustment and collection agencies	427 811	39 771	13 312	11
7322	Adjustment and collection services	372 929	36 383	13 463	10
7323	Credit reporting services	598 556	48 532	12 919	12
733	Mailing, reproduction, commercial art and photography, and stenographic services	219 819	51 722	14 820	4
7331	Direct mail advertising services	409 250	62 962	18 827	7
7334	Photocopying and duplicating services	429 769	62 775	13 494	7
7335, 6	Commercial photography, art, and graphics	83 042	45 295	7 409	2
7335	Commercial photography	103 455	94 833	10 500	1
7336	Commercial art and graphic design	65 769	26 719	6 250	2
7338	Secretarial and court reporting services	184 185	41 099	16 769	4
734	Services to dwellings and other buildings	245 216	24 070	10 637	10
7342	Disinfecting and pest control services	373 519	47 237	17 286	8
7349	Building cleaning and maintenance services, n.e.c.	208 942	19 289	9 265	11

See footnotes at end of table.

Table 2a. **Selected Ratios for Firms Subject to Federal Income Tax for the State: 1992** — Con.

[Includes only establishments with payroll. For meaning of abbreviations and symbols, see introductory text. For explanation of terms and comparability of 1987 and 1992 censuses, see appendix A]

SIC code	Kind of business or operation	Receipts		Annual payroll per employee ¹ (dollars)	Employees per establishment ¹ (number)
		Per establishment (dollars)	Per employee ¹ (dollars)		
73	Business services—Con.				
735	Miscellaneous equipment rental and leasing -----	685 968	116 403	23 573	6
7352	Medical equipment rental and leasing -----	954 889	114 282	22 181	8
7353	Heavy construction equipment rental and leasing -----	730 242	121 095	31 065	6
7359	Equipment rental and leasing, n.e.c. -----	561 541	116 144	21 736	5
736	Personnel supply services -----	815 790	14 481	10 372	56
7361	Employment agencies -----	162 833	27 329	15 720	6
7363	Help supply services -----	1 090 719	14 066	10 199	78
7363 pt.	Temporary help supply -----	1 118 738	11 474	8 643	98
7363 pt.	Help supply, except temporary -----	1 012 267	46 720	29 806	22
737	Computer programming, data processing, and other computer related services -----	582 888	86 134	28 545	7
7371, 2, 3	Computer programming, prepackaged software, and integrated systems -----	608 967	96 661	29 458	6
7371	Computer programming services -----	401 333	90 095	31 510	4
7372	Prepackaged software -----	213 556	76 880	31 440	3
7373	Computer integrated systems -----	1 187 333	103 748	27 752	11
7374, 5, 6	Data processing services -----	739 367	72 725	26 049	10
7374, 5	Computer processing, information retrieval -----	739 367	72 725	26 049	10
7376	Computer facilities management services -----	-----	-----	-----	-----
7377, 8, 9	Computer rental and leasing, maintenance, and related services, n.e.c. -----	342 154	87 216	32 627	4
7377	Computer rental and leasing -----	(D)	(D)	(D)	(D)
7378	Computer maintenance and repair -----	465 800	87 338	34 838	5
7379	Computer related services, n.e.c. -----	(D)	(D)	(D)	(D)
738	Miscellaneous business services -----	650 478	43 030	12 462	15
7381, 2	Detective agencies and protective services -----	387 290	17 046	9 426	23
7381	Detective, guard, and armored car services -----	394 702	16 134	9 331	24
7382	Security systems services -----	318 111	49 362	12 793	6
7383	News syndicates -----	(D)	(D)	(D)	(D)
7384	Photofinishing laboratories* -----	(D)	(D)	(D)	(D)
7389	Business services, n.e.c. -----	(D)	(D)	(D)	(D)
7389 pt.	Sign painting shops -----	154 000	49 149	15 234	3
7389 pt.	Interior designing -----	372 214	115 800	23 022	3
7389 pt.	Telephone answering services -----	(D)	(D)	(D)	(D)
7389 pt.	Other business services -----	(D)	(D)	(D)	(D)
75	Automotive repair, services, and parking -----	217 870	60 927	13 830	4
751	Automotive rental and leasing, without drivers -----	476 294	104 477	15 997	5
7513	Truck rental and leasing, without drivers -----	(D)	(D)	(D)	(D)
7514, 5	Passenger car rental and leasing -----	439 065	96 636	14 555	5
7514	Passenger car rental -----	465 833	96 379	14 340	5
7515	Passenger car leasing -----	158 000	105 333	21 833	2
7519	Utility trailer and recreational vehicle rental -----	(D)	(D)	(D)	(D)
752	Automobile parking -----	104 038	40 985	9 061	3
753	Automotive repair shops -----	207 245	64 321	15 166	3
7532	Top, body, and upholstery repair shops and paint shops -----	220 270	67 985	15 219	3
7532 pt.	Top and body repair shops -----	226 042	68 029	15 215	3
7532 pt.	Paint shops -----	121 091	66 600	15 350	2
7538	General automotive repair shops -----	177 214	60 804	14 764	3
7538 pt.	General automotive repair shops, except diesel -----	163 309	63 650	14 350	3
7538 pt.	Diesel repair shops -----	366 667	47 826	16 652	8
7533, 4, 6, 7, 9	Other automotive repair shops -----	261 231	66 438	15 817	4
7533	Automotive exhaust system repair shops -----	200 872	53 658	12 240	4
7534	Tire retreading and repair shops -----	767 111	115 067	21 417	7
7536	Automotive glass replacement shops -----	339 963	73 432	20 088	5
7537	Automotive transmission repair shops -----	164 733	54 911	12 900	3
7539	Automotive repair shops, n.e.c. -----	227 190	60 777	15 274	4
7539 pt.	Radiator repair -----	205 923	62 256	16 465	3
7539 pt.	Brake, front end, and wheel alignment -----	258 000	70 824	16 706	4
7539 pt.	Automotive electrical and fuel system services -----	253 200	57 545	13 000	4
7539 pt.	Other automotive repair shops, n.e.c. -----	144 200	37 947	14 000	4
754	Automotive services, except repair -----	165 336	32 498	9 007	5
7542	Carwashes -----	137 247	26 757	7 665	5
7549	Automotive services, except repair and carwashes -----	211 250	42 088	11 249	5
76	Miscellaneous repair services -----	487 280	67 134	21 503	7
762	Electrical repair shops -----	404 276	57 051	19 283	7
7622	Radio and television repair shops -----	357 000	78 916	17 800	5
7623, 9	Other electrical and electronic repair shops -----	414 726	54 194	19 477	8
7623	Refrigeration and air-conditioning service and repair shops -----	301 778	76 507	19 775	4
7629	Electrical and electronic repair shops, n.e.c. -----	441 130	51 779	19 445	9
763	Watch, clock, and jewelry repair -----	265 000	61 154	17 385	4
764	Reupholstery and furniture repair -----	92 184	35 384	10 869	3
769	Miscellaneous repair and related services -----	575 935	72 084	22 778	8
7692	Welding repair -----	254 750	52 594	16 639	5
7694	Armature rewinding shops -----	1 613 211	75 588	25 868	21
7699	Repair shops and related services, n.e.c. -----	445 269	72 215	21 648	6
78, 79, 84	Amusement and recreation services, including motion pictures and museums -----	310 005	41 833	10 171	7
781, 2	Motion picture production, distribution, and services -----	208 444	81 565	23 609	3
783	Motion picture theaters -----	460 122	49 907	8 603	9
7832	Motion picture theaters, except drive-in -----	626 607	49 146	8 361	13
7833	Drive-in motion picture theaters -----	101 538	62 857	12 714	2
784	Video tape rental -----	138 088	34 414	5 983	4

See footnotes at end of table.

Table 2a. **Selected Ratios for Firms Subject to Federal Income Tax for the State: 1992** — Con.

[Includes only establishments with payroll. For meaning of abbreviations and symbols, see introductory text. For explanation of terms and comparability of 1987 and 1992 censuses, see appendix A]

SIC code	Kind of business or operation	Receipts		Annual payroll per employee ¹ (dollars)	Employees per establishment ¹ (number)
		Per establishment (dollars)	Per employee ¹ (dollars)		
78, 79, 84	Amusement and recreation services, including motion pictures and museums—Con.				
792	Theatrical producers (except motion picture), bands, orchestras, and entertainers -----	519 636	228 640	22 640	2
7922	Theatrical producers (except motion picture) and miscellaneous theatrical services -----	(D)	(D)	(D)	(D)
7929	Bands, orchestras, actors, and other entertainers and entertainment groups -----	(D)	(D)	(D)	(D)
793	Bowling centers -----	370 468	29 117	8 477	13
79 ex. 792, 3, 4	Commercial sports and other amusement and recreation services, including museums -----	360 205	43 144	11 461	8
794	Commercial sports -----	2 361 810	43 166	11 748	55
7941	Professional sports clubs, managers, promoters -----	722 750	74 128	11 103	10
7948	Racing, including track operation -----	2 747 471	42 078	11 770	65
79 ex. 792, 3, 4; 84	Other amusement and recreation services, including museums -----	228 850	43 128	11 267	5
791	Dance studios, schools, and halls -----	83 632	24 446	4 923	3
7991	Physical fitness facilities -----	138 333	22 060	6 233	6
7992	Public golf courses -----	342 552	59 485	14 515	6
7993	Coin-operated amusement devices -----	296 190	62 513	13 683	5
7996	Amusement parks -----	(D)	(D)	(D)	(D)
7997	Membership sports and recreation clubs -----	237 930	39 655	12 690	6
7999, 84	Amusement and recreation services, including museums, n.e.c. -----	(D)	(D)	(D)	(D)
7999 pt.	Concession operators of amusement devices and rides -----	(D)	(D)	(D)	(D)
7999 pt.	Carnivals, circuses, and fairs -----	(D)	(D)	(D)	(D)
7999 pt., 84	Other recreation and amusements, including museums -----	226 328	44 199	11 502	5
80	Health services -----	664 235	61 924	24 383	11
801	Offices and clinics of doctors of medicine -----	633 288	96 542	43 800	7
8011 pt.	Offices of doctors of medicine -----	618 116	100 310	45 706	6
8011 pt.	General medical clinics -----	1 253 438	54 945	22 752	23
802	Offices and clinics of dentists -----	309 108	65 646	18 616	5
803	Offices and clinics of doctors of osteopathy -----	418 511	69 494	22 063	6
804	Offices and clinics of other health practitioners -----	262 430	67 040	18 111	4
8041	Offices and clinics of chiropractors -----	232 781	62 352	18 852	4
8042	Offices and clinics of optometrists -----	285 987	74 584	14 883	4
8043	Offices and clinics of podiatrists -----	215 462	74 693	14 707	3
8049	Offices and clinics of health practitioners, n.e.c. -----	273 696	57 576	23 701	5
805	Nursing and personal care facilities -----	1 708 156	26 552	11 511	64
8051	Skilled nursing care facilities -----	2 337 018	26 662	11 605	88
8052	Intermediate care facilities -----	1 533 261	26 824	11 612	57
8059	Nursing and personal care facilities, n.e.c. -----	383 471	21 304	8 735	18
806	Hospitals -----	14 731 294	65 132	21 730	226
8062	General medical and surgical hospitals -----	18 003 100	64 993	21 462	277
8063, 9	Specialty hospitals -----	10 057 286	65 489	22 420	154
807, 8, 9	Other health services -----	760 132	55 484	17 262	14
807	Medical and dental laboratories -----	807 476	94 321	23 528	9
8071	Medical laboratories -----	1 043 327	111 423	24 225	9
8072	Dental laboratories -----	327 037	47 219	21 610	7
808	Home health care services -----	831 417	28 164	12 241	30
809	Miscellaneous health and allied services, n.e.c. -----	638 400	79 140	22 876	8
8092	Kidney dialysis centers -----	(D)	(D)	(D)	(D)
8093	Specialty outpatient facilities, n.e.c. -----	738 357	82 040	25 984	9
8099	Health and allied services, n.e.c. -----	(D)	(D)	(D)	(D)
81	Legal services -----	454 846	93 186	25 129	5
823, 4, 9	Selected educational services -----	436 381	53 125	16 470	8
823	Libraries -----	-	-	-	-
824	Vocational schools -----	648 412	46 511	16 190	14
829	Schools and educational services, n.e.c. -----	292 200	67 639	17 083	4
83	Social services -----	238 069	24 718	10 087	10
835	Child day care services -----	91 923	15 175	6 306	6
832, 3, 6, 9	Other social services -----	372 575	28 836	11 718	13
87 ex. 8733	Engineering, accounting, research, management, and related services (except noncommercial research organizations) -----	463 211	59 798	26 266	8
871	Engineering, architectural, and surveying services -----	595 293	63 084	28 778	9
8711	Engineering services -----	844 966	65 286	30 937	13
8712	Architectural services -----	490 149	89 988	29 738	5
8713	Surveying services -----	147 605	32 632	15 648	5
872	Accounting, auditing, and bookkeeping services -----	275 843	56 703	19 345	5
873 ex. 8733	Research, development, and testing services (except noncommercial research organizations) -----	619 520	49 747	20 181	12
8731	Commercial physical and biological research -----	806 077	105 848	34 354	8
8732	Commercial economic, sociological, and educational research -----	599 818	25 087	9 236	24
8734	Testing laboratories -----	576 216	51 376	22 760	11
874	Management and public relations services -----	584 254	62 943	32 629	9
8741	Management services -----	816 267	57 800	32 194	14
8742	Management consulting services -----	407 833	64 265	29 780	6
8743	Public relations services -----	593 923	116 985	31 621	5
8744	Facilities support management services -----	(D)	(D)	(D)	(D)
8748	Business consulting services, n.e.c. -----	(D)	(D)	(D)	(D)
89	Services, n.e.c. -----	383 058	68 924	24 353	6

¹Based on number of employees for pay period including March 12.

Table 2b. Selected Ratios for Firms Exempt From Federal Income Tax for the State: 1992

[Includes only establishments with payroll. For meaning of abbreviations and symbols, see introductory text. For explanation of terms and comparability of 1987 and 1992 censuses, see appendix A]

SIC code	Kind of business or operation	Revenue		Expenses		Annual payroll per employee ¹ (dollars)	Employees per establishment ¹ (number)
		Per establishment (dollars)	Per employee ¹ (dollars)	Per establishment (dollars)	Per employee ¹ (dollars)		
	Total	1 665 169	47 706	1 561 249	44 728	19 984	35
7032, 704	Camps and membership lodging	149 964	22 455	159 643	23 904	8 144	7
792, 7991 pt., 7997, 7999 pt., 84	Selected amusement, recreation, and related services	438 333	34 032	426 493	33 113	12 229	13
8011 pt.; 8021 pt.; 805, 6, 8, 9	Selected health services	9 385 421	54 609	8 877 221	51 652	23 466	172
8011 pt., 8021 pt., 805	Clinics of doctors of medicine and dentists	1 056 808	52 705	885 333	44 153	23 455	20
	Nursing and personal care facilities	2 525 500	25 026	2 477 833	24 553	12 477	101
806	Hospitals	36 231 182	58 129	34 467 218	55 299	24 789	623
8062	General medical and surgical hospitals	37 580 784	59 128	35 527 902	55 898	24 926	636
8063, 9	Specialty hospitals	19 023 750	40 780	20 943 500	44 895	22 411	467
808, 9	Other health services	1 406 542	39 162	1 280 867	35 663	17 186	36
8111 pt.	Legal aid societies and similar legal services	354 444	44 000	356 056	44 200	24 421	8
823, 4, 9	Selected educational services	273 250	48 150	261 425	46 066	18 057	6
83	Social services	422 576	24 283	370 987	21 318	10 031	17
835	Child day care services	208 814	17 122	198 227	16 254	8 341	12
832, 3, 6, 9	Other social services	463 074	25 183	403 717	21 955	10 244	18
832	Individual and family social services	444 573	21 784	405 468	19 868	9 325	20
833	Job training and vocational rehabilitation services	502 328	20 385	467 343	18 965	8 725	25
836	Residential care	484 573	27 614	432 806	24 664	12 503	18
839	Social services, n.e.c.	450 816	40 767	323 602	29 263	11 718	11
861, 2, 4, 9	Selected membership organizations	231 103	42 658	206 998	38 208	11 275	5
861	Business associations	224 036	71 519	217 518	69 438	24 219	3
864	Civic, social, and fraternal associations	194 372	36 070	168 607	31 289	8 228	5
862, 9	Other membership organizations	409 901	53 671	377 549	49 435	16 521	8
873, 4 ex. 8744	Research, testing, and consulting services, except facilities support management services	687 095	42 689	655 524	40 728	19 112	16
873	Research, development, and testing services	1 101 500	35 997	1 083 000	35 392	17 644	31
874 ex. 8744	Management and public relations services, except facilities support management services	310 364	106 688	266 909	91 750	33 156	3

¹Based on number of employees for pay period including March 12.

Table 3a. Comparative Statistics for Firms Subject to Federal Income Tax for the State: 1992 and 1987

[Includes only establishments with payroll. For meaning of abbreviations and symbols, see introductory text. For explanation of terms and comparability of 1987 and 1992 censuses, see appendix A]

SIC code	Kind of business or operation	Establishments		Receipts			Annual payroll			Paid employees for pay period including March 12	
		1992 (number)	1987 (number)	1992 (\$1,000)	1987 (\$1,000)	Percent change 1987 to 1992	1992 (\$1,000)	1987 (\$1,000)	Percent change 1987 to 1992	1992 (number)	1987 (number)
	Total	9 496	8 909	4 466 290	2 917 003	53.1	1 575 100	1 030 947	52.8	83 884	67 281
70 ex. 704	Hotels, rooming houses, camps, and other lodging places (except membership lodging)	287	303	296 947	226 948	30.8	88 913	69 302	28.3	7 391	7 195
7011	Hotels and motels	266	272	291 302	222 558	30.9	87 411	68 155	28.3	7 315	7 097
7011 pt.	Hotels	64	73	192 127	132 055	45.5	63 181	43 906	43.9	4 484	3 915
7011 pt.	Hotels, 25 guestrooms or more	51	57	190 713	131 082	45.5	62 806	43 757	43.5	4 446	3 873
7011 pt.	Hotels, less than 25 guestrooms	13	16	1 414	973	45.3	375	149	151.7	38	42
7011 pt.	Motels, motor hotels, and tourist courts	202	199	99 175	90 503	9.6	24 230	24 249	-1	2 831	3 182
7011 pt.	Motels, tourist courts	178	176	76 435	66 929	14.2	18 145	16 985	6.8	2 163	2 233
7011 pt.	Motor hotels	24	23	22 740	23 574	-3.5	6 085	7 264	-16.2	668	949
702, 3	Other lodging places	21	31	5 645	4 390	28.6	1 502	1 147	31.0	76	98
702	Rooming and boarding houses	1	4	(D)	(D)	(D)	(D)	(D)	(D)	AA	AA
703	Camps and recreational vehicle parks	20	27	(D)	(D)	(D)	(D)	(D)	(D)	BB	BB

SERVICE INDUSTRIES—GEOGRAPHIC AREA SERIES

WEST VIRGINIA WV-15

Table 3a. Comparative Statistics for Firms Subject to Federal Income Tax for the State: 1992 and 1987 — Con.

[Includes only establishments with payroll. For meaning of abbreviations and symbols, see introductory text. For explanation of terms and comparability of 1987 and 1992 censuses, see appendix A]

SIC code	Kind of business or operation	Establishments		Receipts			Annual payroll			Paid employees for pay period including March 12	
		1992 (number)	1987 (number)	1992 (\$1,000)	1987 (\$1,000)	Percent change 1987 to 1992	1992 (\$1,000)	1987 (\$1,000)	Percent change 1987 to 1992	1992 (number)	1987 (number)
72	Personal services -----	1 234	1 294	244 454	193 976	26.0	77 567	63 901	21.4	7 215	6 711
721	Laundry, cleaning, and garment services -----	234	226	77 515	55 363	40.0	25 031	19 374	29.2	1 984	1 907
7211	Power laundries, family and commercial* -----	9	10	4 005	3 949	1.4	1 874	1 650	13.6	165	173
7213	Linen supply* -----	7	7	10 922	12 856	-15.0	4 378	4 436	-1.3	260	314
7215	Coin-operated laundries and drycleaning -----	67	66	5 026	4 673	7.6	1 082	1 190	-9.1	169	201
7216	Drycleaning plants, except rug cleaning* -----	100	99	19 301	17 634	9.5	7 822	6 560	19.2	787	836
7217	Carpet and upholstery cleaning -----	31	28	5 593	3 202	74.7	1 819	1 046	73.9	147	189
7218	Industrial laundries* -----	6	5	(D)	13 218	(D)	(D)	4 594	(D)	EE	294
7212, 9	Other laundry, cleaning, and garment services* -----	14	11	(D)	396	(D)	(D)	122	(D)	BB	16
722	Photographic studios, portrait -----	73	57	15 078	8 736	72.6	3 111	1 926	61.5	335	272
723, 4	Beauty and barber shops -----	555	637	46 745	40 831	14.5	20 149	17 916	12.5	2 167	2 249
723	Beauty shops -----	525	599	44 822	38 656	16.0	19 157	16 921	13.2	2 103	2 148
724	Barber shops -----	30	38	1 923	2 175	-11.6	992	995	-3	64	101
725	Shoe repair shops and shoeshine parlors -----	13	19	1 303	1 268	2.8	350	451	-22.4	38	38
726	Funeral service and crematories -----	231	223	86 180	70 818	21.7	23 313	18 956	23.0	1 213	1 139
729	Miscellaneous personal services -----	128	132	17 633	16 960	4.0	5 613	5 278	6.3	1 478	1 106
7291	Tax return preparation services -----	65	63	9 373	6 518	43.8	3 768	2 403	56.8	1 007	640
7299	Miscellaneous personal services, n.e.c. -----	63	69	8 260	10 442	-20.9	1 845	2 875	-35.8	471	466
73	Business services -----	1 085	874	564 134	355 082	58.9	194 407	122 710	58.4	14 421	9 856
731	Advertising -----	56	39	21 141	12 522	68.8	7 489	5 028	48.9	372	316
7311	Advertising agencies -----	30	18	10 424	5 089	104.8	4 836	3 038	59.2	216	151
7312	Outdoor advertising services -----	12	11	8 689	6 209	39.9	1 964	1 695	15.9	88	120
7313	Radio, television, publishers' advertising representatives -----	8	7	1 263	(D)	(D)	441	(D)	(D)	34	BB
7319	Advertising, n.e.c. -----	6	3	765	(D)	(D)	248	(D)	(D)	34	BB
732	Consumer credit reporting agencies, mercantile reporting agencies, and adjustment and collection agencies -----	37	45	15 829	(D)	(D)	5 298	(D)	(D)	398	EE
7322	Adjustment and collection services -----	28	26	10 442	6 026	73.3	3 864	2 084	85.4	287	193
7323	Credit reporting services -----	9	19	5 387	(D)	(D)	1 434	(D)	(D)	111	CC
733	Mailing, reproduction, commercial art and photography, and stenographic services -----	72	52	15 827	(D)	(D)	4 535	(D)	(D)	306	EE
7331	Direct mail advertising services -----	8	9	3 274	5 556	-41.1	979	1 461	-33.0	52	183
7334	Photocopying and duplicating services -----	13	11	5 587	2 912	91.9	1 201	646	85.9	89	69
7335, 6	Commercial photography, art, and graphics -----	24	16	1 993	(D)	(D)	326	(D)	(D)	44	BB
7335	Commercial photography -----	11	6	1 138	(D)	(D)	126	(D)	(D)	12	AA
7336	Commercial art and graphic design -----	13	10	855	(D)	(D)	200	(D)	(D)	32	BB
7338	Secretarial and court reporting services -----	27	16	4 973	1 410	252.7	2 029	403	403.5	121	26
734	Services to dwellings and other buildings -----	245	197	60 078	44 091	36.3	26 550	21 358	24.3	2 496	2 415
7342	Disinfecting and pest control services -----	54	51	20 170	14 078	43.3	7 381	5 254	40.5	427	362
7349	Building cleaning and maintenance services, n.e.c. -----	191	146	39 908	30 013	33.0	19 169	16 104	19.0	2 069	2 053
735	Miscellaneous equipment rental and leasing -----	187	144	128 276	63 957	100.6	25 977	13 865	87.4	1 102	806
7352	Medical equipment rental and leasing -----	45	37	42 970	24 869	72.8	8 340	4 520	84.5	376	245
7353	Heavy construction equipment rental and leasing -----	33	31	24 098	14 113	70.8	6 182	3 894	58.8	199	210
7359	Equipment rental and leasing, n.e.c. -----	109	76	61 208	24 975	145.1	11 455	5 451	110.1	527	351
736	Personnel supply services -----	81	58	66 079	34 687	90.5	47 329	26 177	80.8	4 563	1 691
7361	Employment agencies -----	24	18	3 908	1 824	114.3	2 248	904	148.7	143	32
7363	Help supply services -----	57	40	62 171	32 863	89.2	45 081	25 273	78.4	4 420	1 659
737	Computer programming, data processing, and other computer related services -----	116	87	67 615	46 901	44.2	22 408	13 451	66.6	785	586
7371, 2, 3	Computer programming, prepackaged software, and integrated systems -----	60	31	36 538	5 413	575.0	11 135	1 684	561.2	378	116
7371	Computer programming services -----	33	15	13 244	2 110	527.7	4 632	833	456.1	147	50
7372	Prepackaged software -----	9	5	1 922	815	135.8	786	338	132.5	25	19
7373	Computer integrated systems -----	18	11	21 372	5 883	263.3	5 717	1 261	353.4	206	68
7374, 5, 6	Data processing services -----	30	25	22 181	14 241	55.8	7 945	4 011	98.1	305	215
7374, 5	Computer processing, information retrieval -----	30	23	22 181	(D)	(D)	7 945	(D)	(D)	305	CC
7376	Computer facilities management services -----	-	2	-	(D)	(D)	-	(D)	(D)	-	AA
7377, 8, 9	Computer rental and leasing, maintenance, and related services, n.e.c. -----	26	31	8 896	27 247	-67.4	3 328	7 756	-57.1	102	255
7377	Computer rental and leasing -----	4	3	(D)	(D)	(D)	(D)	(D)	(D)	AA	AA
7378	Computer maintenance and repair -----	15	12	6 987	5 629	24.1	2 787	2 142	30.1	80	65
7379	Computer related services, n.e.c. -----	7	16	(D)	(D)	(D)	(D)	(D)	(D)	AA	CC
738	Miscellaneous business services -----	291	252	189 289	130 488	45.1	54 821	36 235	51.3	4 399	3 383
7381, 2	Detective agencies and protective services -----	93	68	36 018	(D)	(D)	19 917	(D)	(D)	2 113	GG
7381	Detective, guard, and armored car services -----	84	61	33 155	(D)	(D)	19 175	(D)	(D)	2 055	GG
7382	Security systems services -----	9	7	2 863	1 409	103.2	742	450	64.9	58	46
7383	News syndicates -----	3	4	(D)	(D)	(D)	(D)	(D)	(D)	BB	BB
7384	Photofinishing laboratories* -----	30	40	(D)	(D)	(D)	(D)	(D)	(D)	GG	FF
7389	Business services, n.e.c. -----	165	140	(D)	23 506	(D)	9 221	(D)	(D)	GG	612
7389 pt.	Sign painting shops -----	15	14	2 310	(D)	(D)	716	(D)	(D)	47	BB
7389 pt.	Interior designing -----	14	12	5 211	1 483	251.4	1 036	393	163.6	45	53
7389 pt.	Telephone answering services -----	11	9	(D)	957	(D)	(D)	411	(D)	BB	57
7389 pt.	Other business services -----	125	105	(D)	(D)	(D)	(D)	(D)	(D)	GG	EE

WV-16 WEST VIRGINIA

SERVICE INDUSTRIES—GEOGRAPHIC AREA SERIES

Table 3a. Comparative Statistics for Firms Subject to Federal Income Tax for the State: 1992 and 1987 — Con.

[Includes only establishments with payroll. For meaning of abbreviations and symbols, see introductory text. For explanation of terms and comparability of 1987 and 1992 censuses, see appendix A]

SIC code	Kind of business or operation	Establishments		Receipts			Annual payroll			Paid employees for pay period including March 12	
		1992 (number)	1987 (number)	1992 (\$1,000)	1987 (\$1,000)	Percent change 1987 to 1992	1992 (\$1,000)	1987 (\$1,000)	Percent change 1987 to 1992	1992 (number)	1987 (number)
75	Automotive repair, services, and parking ----	929	810	202 401	153 079	32.2	45 943	35 744	28.5	3 322	3 074
751	Automotive rental and leasing, without drivers -----	68	46	32 388	25 951	24.8	4 959	4 702	5.5	310	350
7513	Truck rental and leasing, without drivers ----	21	20	(D)	16 333	(D)	(D)	3 153	(D)	BB	212
7514, 5	Passenger car rental and leasing -----	46	24	20 197	(D)	(D)	3 042	(D)	(D)	209	CC
7519	Utility trailer and recreational vehicle rental -----	1	2	(D)	(D)	(D)	(D)	(D)	(D)	AA	AA
752	Automobile parking -----	26	35	2 705	3 865	-30.0	598	877	-31.8	66	104
753	Automotive repair shops -----	698	606	144 657	109 519	32.1	34 108	26 292	29.7	2 249	2 026
7532	Top, body, and upholstery repair shops and paint shops -----	200	172	44 054	28 514	54.5	9 862	6 983	41.2	648	524
7532 pt.	Top and body repair shops -----	189	164	42 722	27 488	55.4	9 555	6 666	43.3	628	497
7532 pt.	Paint shops -----	11	8	1 332	1 026	29.8	307	317	-3.2	20	27
7538	General automotive repair shops -----	351	291	62 202	47 078	32.1	15 104	10 870	39.0	1 023	914
7538 pt.	General automotive repair shops, except diesel -----	327	273	53 402	40 483	31.9	12 040	9 014	33.6	839	791
7538 pt.	Diesel repair shops -----	24	18	8 800	6 595	33.4	3 064	1 856	65.1	184	123
7533, 4, 6, 7, 9	Other automotive repair shops -----	147	143	38 401	33 927	13.2	9 142	8 439	8.3	578	588
7533	Automotive exhaust system repair shops -----	39	25	7 834	4 356	79.8	1 787	1 155	54.7	146	77
7534	Tire retreading and repair shops -----	9	17	6 904	8 680	-20.5	1 285	1 746	-26.4	60	129
7536	Automotive glass replacement shops ----	27	22	9 179	7 401	24.0	2 511	1 795	39.9	125	100
7537	Automotive transmission repair shops ----	30	31	4 942	3 930	25.8	1 161	1 144	1.5	90	91
7539	Automotive repair shops, n.e.c. -----	42	48	9 542	9 560	-2	2 398	2 599	-7.7	157	191
7539 pt.	Radiator repair -----	13	20	2 677	2 775	-3.5	708	712	-6	43	64
7539 pt.	Brake, front end, and wheel alignment -----	14	10	3 612	2 745	41.8	852	580	46.9	51	38
7539 pt.	Automotive electrical and fuel system services -----	10	14	2 532	3 637	-30.4	572	1 123	-49.1	44	75
7539 pt.	Other automotive repair shops, n.e.c. ----	5	4	721	601	20.0	266	184	44.6	19	14
754	Automotive services, except repair -----	137	123	22 651	13 744	64.8	6 278	3 873	62.1	697	594
7542	Carwashes -----	85	77	11 666	6 957	67.7	3 342	1 920	74.1	436	404
7549	Automotive services, except repair and carwashes -----	52	46	10 985	6 787	61.9	2 936	1 953	50.3	261	190
76	Miscellaneous repair services -----	453	439	220 738	163 809	34.8	70 703	49 737	42.2	3 288	2 829
762	Electrical repair shops -----	116	109	46 896	25 839	81.5	15 851	6 972	127.4	822	443
7622	Radio and television repair shops -----	21	34	7 497	6 421	16.8	1 691	1 763	-4.1	95	132
7623, 9	Other electrical and electronic repair shops -----	95	75	39 399	19 418	102.9	14 160	5 209	171.8	727	311
7623	Refrigeration and air-conditioning service and repair shops -----	18	23	5 432	5 168	5.1	1 404	1 351	3.9	71	79
7629	Electrical and electronic repair shops, n.e.c. -----	77	52	33 967	14 250	138.4	12 756	3 858	230.6	656	232
763	Watch, clock, and jewelry repair -----	6	4	1 590	712	123.3	452	320	41.3	26	22
764	Reupholstery and furniture repair -----	38	39	3 503	2 644	32.5	1 076	720	49.4	99	87
769	Miscellaneous repair and related services ----	293	287	168 749	134 614	25.4	53 324	41 725	27.8	2 341	2 277
7692	Welding repair -----	32	33	8 152	6 420	27.0	2 579	1 918	34.5	155	139
7694	Armature rewinding shops -----	38	43	61 302	44 345	38.2	20 979	15 261	37.5	811	754
7699	Repair shops and related services, n.e.c. ----	223	211	99 295	83 849	18.4	29 766	24 546	21.3	1 375	1 384
78, 79, 84	Amusement and recreation services, including motion pictures and museums ---	609	596	188 793	151 166	24.9	45 901	37 842	21.3	4 513	4 548
781, 2	Motion picture production, distribution, and services -----	9	5	1 876	700	168.0	543	109	398.2	23	11
783	Motion picture theaters -----	41	59	18 865	13 501	39.7	3 252	2 373	37.0	378	406
7832	Motion picture theaters, except drive-in ----	28	40	17 545	12 223	43.5	2 985	2 076	43.8	357	378
7833	Drive-in motion picture theaters -----	13	19	1 320	1 278	3.3	267	297	-10.1	21	28
784	Video tape rental -----	160	135	22 094	14 968	47.6	3 841	2 822	36.1	642	430
792	Theatrical producers (except motion picture), bands, orchestras, and entertainers -----	11	6	5 716	4 070	40.4	566	403	40.4	25	22
7922	Theatrical producers (except motion picture) and miscellaneous theatrical services -----	4	1	(D)	(D)	(D)	(D)	(D)	(D)	AA	AA
7929	Bands, orchestras, actors, and other entertainers and entertainment groups ----	7	5	(D)	(D)	(D)	(D)	(D)	(D)	AA	AA
793	Bowling centers -----	47	47	17 412	14 021	24.2	5 069	4 197	20.8	598	622
79 ex. 792, 3, 84	Commercial sports and other amusement and recreation services, including museums ----	341	344	122 830	107 510	14.2	32 630	28 218	15.6	2 847	3 061
794	Commercial sports -----	21	21	49 598	51 359	-3.4	13 498	11 907	13.4	1 149	1 325
7941	Professional sports clubs, managers, promoters -----	4	3	2 891	(D)	(D)	433	(D)	(D)	39	BB
7948	Racing, including track operation -----	17	18	46 707	(D)	(D)	13 065	(D)	(D)	1 110	GG
79 ex. 792, 3, 4, 84	Other amusement and recreation services, including museums -----	320	323	73 232	56 151	30.4	19 132	16 311	17.3	1 698	1 736
791	Dance studios, schools, and halls -----	19	20	1 589	(D)	(D)	320	(D)	(D)	65	BB
7991	Physical fitness facilities -----	48	78	6 640	7 130	-6.9	1 876	2 197	-14.6	301	433
7992	Public golf courses -----	29	20	9 934	3 756	164.5	2 424	1 011	139.8	167	100
7993	Coin-operated amusement devices -----	42	39	12 440	10 667	16.6	2 723	2 813	-3.2	199	188
7996	Amusement parks -----	4	1	(D)	(D)	(D)	(D)	(D)	(D)	AA	BB
7997	Membership sports and recreation clubs ----	57	63	13 562	13 101	3.5	4 340	4 292	1.1	342	398
7999, 84	Amusement and recreation services, including museums, n.e.c. -----	121	102	(D)	17 850	(D)	(D)	5 221	(D)	FF	536

Table 3a. Comparative Statistics for Firms Subject to Federal Income Tax for the State: 1992 and 1987 — Con.

[Includes only establishments with payroll. For meaning of abbreviations and symbols, see introductory text. For explanation of terms and comparability of 1987 and 1992 censuses, see appendix A]

SIC code	Kind of business or operation	Establishments		Receipts			Annual payroll			Paid employees for pay period including March 12	
		1992 (number)	1987 (number)	1992 (\$1,000)	1987 (\$1,000)	Percent change 1987 to 1992	1992 (\$1,000)	1987 (\$1,000)	Percent change 1987 to 1992	1992 (number)	1987 (number)
80	Health services -----	2 692	2 607	1 788 120	1 085 117	64.8	704 097	443 208	58.9	28 876	21 892
801	Offices and clinics of doctors of medicine ---	1 340	1 374	848 606	594 520	42.7	385 001	266 443	44.5	8 790	7 992
8011 pt.	Offices of doctors of medicine -----	1 308	1 341	808 496	557 867	44.9	368 392	256 183	43.8	8 060	7 353
8011 pt.	General medical clinics -----	32	33	40 110	'31 222	28.5	16 609	'8 403	97.7	730	'530
802	Offices and clinics of dentists -----	563	575	174 028	107 709	61.6	49 352	33 823	45.9	2 651	2 443
803	Offices and clinics of doctors of osteopathy --	90	66	37 666	'16 550	127.6	11 958	'5 943	101.2	542	'357
804	Offices and clinics of other health practitioners -----	351	311	92 113	57 129	61.2	24 884	14 741	68.8	1 374	1 050
8041	Offices and clinics of chiropractors -----	105	84	24 442	13 266	84.2	7 390	3 614	104.5	392	263
8042	Offices and clinics of optometrists -----	151	164	43 184	32 157	34.3	8 617	7 015	22.8	579	588
8043	Offices and clinics of podiatrists -----	26	23	5 602	3 535	58.5	1 103	807	36.7	75	64
8049	Offices and clinics of health practitioners, n.e.c. -----	69	40	18 885	8 171	131.1	7 774	3 305	135.2	328	135
805	Nursing and personal care facilities -----	141	103	240 850	112 987	113.2	104 418	51 704	102.0	9 071	5 954
8051	Skilled nursing care facilities -----	55	67	128 536	90 863	41.5	55 948	41 667	34.3	4 821	4 692
8052	Intermediate care facilities -----	69	22	105 795	17 032	521.2	45 797	7 933	477.3	3 944	978
8059	Nursing and personal care facilities, n.e.c. -	17	14	6 519	5 092	28.0	2 673	2 104	27.0	306	284
806	Hospitals -----	17	17	250 432	134 639	86.0	83 550	48 412	72.6	3 845	2 869
807, 8, 9	Other health services -----	190	161	144 425	67 014	115.5	44 934	23 999	87.2	2 603	1 336
807	Medical and dental laboratories -----	82	83	66 213	24 636	168.8	16 517	8 997	83.6	702	450
8071	Medical laboratories -----	55	49	57 383	17 741	223.4	12 476	6 146	103.0	515	268
8072	Dental laboratories -----	27	34	8 830	6 895	28.1	4 041	2 401	41.7	187	182
808	Home health care services -----	48	27	39 908	11 641	242.8	17 345	5 146	237.1	1 417	458
809	Miscellaneous health and allied services, n.e.c. -----	60	51	38 304	30 737	24.6	11 072	9 856	12.3	484	428
8092	Kidney dialysis centers -----	9	6	(D)	7 368	(D)	(D)	1 808	(D)	CC	110
8093	Specialty outpatient facilities, n.e.c. -----	28	27	20 674	17 337	19.2	6 548	6 668	-1.8	252	245
8099	Health and allied services, n.e.c. -----	23	18	(D)	6 032	(D)	(D)	1 380	(D)	BB	73
81	Legal services -----	891	851	405 268	225 522	79.7	109 288	56 545	93.3	4 349	3 256
823, 4, 9	Selected educational services -----	42	37	18 328	15 426	18.8	5 682	5 276	7.7	345	327
823	Libraries -----	—	1	—	(D)	(D)	—	(D)	(D)	—	AA
824	Vocational schools -----	17	20	11 023	10 285	7.2	3 837	3 920	-2.1	237	258
829	Schools and educational services, n.e.c. -----	25	16	7 305	(D)	(D)	1 845	(D)	(D)	108	BB
83	Social services -----	217	178	51 661	24 667	109.4	21 082	9 802	115.1	2 090	1 178
835	Child day care services -----	104	99	9 560	5 597	70.8	3 973	2 316	71.5	630	435
832, 3, 6, 9	Other social services -----	113	79	42 101	19 070	120.8	17 109	7 486	128.5	1 460	743
87 ex. 8733	Engineering, accounting, research, management, and related services (except noncommercial research organizations) -----	1 005	828	465 527	313 224	48.6	204 479	133 445	53.2	7 785	6 132
871	Engineering, architectural, and surveying services -----	307	280	182 755	107 576	69.9	83 369	52 247	59.6	2 897	2 139
8711	Engineering services -----	174	146	147 024	82 836	77.5	69 669	42 063	65.6	2 252	1 596
8712	Architectural services -----	47	48	23 037	17 016	35.4	7 613	6 964	9.3	256	253
8713	Surveying services -----	86	86	12 694	7 724	64.3	6 087	3 220	89.0	389	290
872	Accounting, auditing, and bookkeeping services -----	414	383	114 199	77 076	48.2	38 960	28 787	35.3	2 014	1 763
873 ex. 8733	Research, development, and testing services (except noncommercial research organizations) -----	75	49	46 464	91 252	-49.1	18 849	33 963	-44.5	934	1 162
8731	Commercial physical and biological research -----	13	6	10 479	(D)	(D)	3 401	(D)	(D)	99	FF
8732	Commercial economic, sociological, and educational research -----	11	8	6 598	1 662	297.0	2 429	441	450.8	263	37
8734	Testing laboratories -----	51	35	29 387	(D)	(D)	13 019	(D)	(D)	572	EE
874	Management and public relations services ---	209	116	122 109	37 320	227.2	63 301	18 448	243.1	1 940	1 068
8741	Management services -----	90	42	73 464	16 859	335.8	40 918	8 873	361.2	1 271	742
8742	Management consulting services -----	78	52	31 811	13 375	137.8	14 741	7 047	109.2	495	216
8743	Public relations services -----	13	8	7 721	5 184	48.9	2 087	1 737	20.1	66	68
8744	Facilities support management services ---	3	2	(D)	(D)	(D)	(D)	(D)	(D)	BB	AA
8748	Business consulting services, n.e.c. -----	25	12	(D)	(D)	(D)	(D)	(D)	(D)	BB	BB
89	Services, n.e.c. -----	52	92	19 919	8 987	121.6	7 038	3 435	104.9	289	283

Table 3b. Comparative Statistics for Firms Exempt From Federal Income Tax for the State: 1992 and 1987

[Includes only establishments with payroll. For meaning of abbreviations and symbols, see introductory text. For explanation of terms and comparability of 1987 and 1992 censuses, see appendix A]

SIC code	Kind of business or operation	Establishments		Expenses			Annual payroll			Paid employees for pay period including March 12	
		1992 (number)	1987 (number)	1992 (\$1,000)	1987 (\$1,000)	Percent change 1987 to 1992	1992 (\$1,000)	1987 (\$1,000)	Percent change 1987 to 1992	1992 (number)	1987 (number)
	Total -----	1 632	1 407	2 547 959	1 576 806	61.6	1 138 384	776 169	46.7	56 965	45 594
7032, 704	Camps and membership lodging -----	28	32	4 470	2 328	92.0	1 523	737	106.6	187	87
792, 7991 pt., 7997, 7999 pt., 84	Selected amusement, recreation, and related services -----	75	66	31 987	19 515	63.9	11 813	6 834	72.9	966	581
792	Theatrical producers (except motion picture), bands, orchestras, and entertainers -----	13	9	5 742	2 413	138.0	2 305	784	194.0	276	61
7991 pt., 7997	Gymnasiums, athletic clubs, and membership sports and recreation clubs -----	50	45	20 159	13 062	54.3	7 819	5 008	56.1	570	442
7999 pt. 84	Fairs -----	3	4	2 552	2 203	15.8	360	339	6.2	7	12
	Museums, art galleries, and botanical and zoological gardens -----	9	8	3 534	1 837	92.4	1 329	703	89.0	113	66
8011 pt.; 8021 pt.; 805, 6, 8, 9	Selected health services -----	240	203	2 130 533	1 345 252	58.4	967 923	675 799	43.2	41 248	35 383
8011 pt., 8021 pt.	Clinics of doctors of medicine and dentists -----	78	57	69 056	51 521	34.0	36 684	28 001	31.0	1 564	1 270
805	Nursing and personal care facilities -----	24	20	59 468	28 133	111.4	30 219	14 335	110.8	2 422	1 377
806	Hospitals -----	55	62	1 895 697	1 227 533	54.4	849 790	612 126	38.8	34 281	31 123
808, 9	Other health services -----	83	64	106 312	35 324	201.0	51 230	19 529	162.3	2 981	1 505
808	Home health care services -----	16	10	24 948	5 325	368.5	12 230	2 791	338.2	772	213
809	Miscellaneous health and allied services, n.e.c. -----	67	54	81 364	29 999	171.2	39 000	16 738	133.0	2 209	1 292
8111 pt.	Legal aid societies and similar legal services -----	18	12	6 409	3 087	107.6	3 541	1 702	108.0	145	101
823, 4, 9	Selected educational services -----	40	26	10 457	4 575	128.6	4 099	1 608	154.9	227	111
83	Social services -----	609	471	225 931	111 226	103.1	106 313	53 773	97.7	10 598	6 139
835	Child day care services -----	97	75	19 228	9 092	111.5	9 867	5 017	96.7	1 183	771
832, 3, 6, 9	Other social services -----	512	396	206 703	102 134	102.4	96 446	48 756	97.8	9 415	5 368
861, 2, 4, 9	Selected membership organizations -----	601	586	124 406	79 465	56.6	36 712	27 083	35.6	3 256	2 815
861	Business associations -----	83	81	18 054	13 182	37.0	6 297	4 570	37.8	260	247
864	Civic, social, and fraternal associations -----	427	419	71 995	43 313	66.2	18 933	14 254	32.8	2 301	2 022
862, 9	Other membership organizations -----	91	86	34 357	22 970	49.6	11 482	8 259	39.0	695	546
873, 4 ex. 8744	Research, testing, and consulting services, except facilities support management services -----	21	11	13 766	11 358	21.2	6 460	8 633	-25.2	338	377
873	Research, development, and testing services -----	10	8	10 830	(D)	(D)	5 399	(D)	(D)	306	EE
8731	Commercial physical and biological research -----	1	2	(D)	(D)	(D)	(D)	(D)	(D)	BB	EE
8732	Commercial economic, sociological, and educational research -----	1	-	(D)	(D)	(D)	(D)	(D)	(D)	BB	-
8733	Noncommercial research organizations -----	8	6	(D)	(D)	(D)	(D)	(D)	(D)	CC	BB
8734	Testing laboratories -----	-	-	-	-	-	-	-	-	-	-
874 ex. 8744	Management and public relations services, except facilities support management services -----	11	3	2 936	(D)	(D)	1 061	(D)	(D)	32	AA

Table 4. Summary Statistics for Firms Subject to Federal Income Tax for Counties and for

[Includes only establishments with payroll. For meaning of abbreviations and symbols, see introductory text. For explanation of terms and comparability of 1987 and 1992 censuses, see

	Geographic area	Establishments (number)	Receipts (\$1,000)	Annual payroll (\$1,000)	First-quarter payroll (\$1,000)	Paid employees for pay period including March 12 (number)	Selected kind-of-business or operation groups							
							Hotels, rooming houses, camps, and other lodging places (except membership lodging) (SIC 70 ex. 704)		Personal services (SIC 72)		Business services (SIC 73)		Automotive repair, services, and parking (SIC 75)	
							Number	Receipts (\$1,000)	Number	Receipts (\$1,000)	Number	Receipts (\$1,000)	Number	Receipts (\$1,000)
1	Mingo County -----	166	82 223	33 413	7 160	1 384	6	2 815	15	2 144	19	14 207	10	4 058
2	Williamson -----	83	43 003	13 536	2 873	611		(D)	11	1 167	6	396	1	(D)
3	Balance of county -----	83	39 220	19 877	4 287	773	3	(D)	4	977	13	13 811	9	(D)
4	Monongalia County -----	525	298 219	108 704	25 050	5 141	15	(D)	65	18 319	68	23 772	57	13 045
5	Morgantown -----	334	187 164	65 112	15 082	3 297	12	17 096	48	7 791	47	14 284	34	7 999
6	Westover -----	27	10 185	2 732	691	183		(D)	5	(D)	3	(D)	4	895
7	Balance of county -----	164	100 870	40 860	9 277	1 661	2	(D)	12	(D)	18	(D)	19	4 151
8	Monroe County -----	26	5 165	1 621	401	130	-	-	5	952	2	(D)	2	(D)
9	Morgan County -----	36	14 845	5 306	1 152	493	5	(D)	5	547	5	929	3	468
10	Nicholas County -----	125	37 244	11 929	2 619	778	9	3 562	7	1 376	8	1 802	13	1 831
11	Richwood -----	20	7 164	2 434	623	149	2	(D)	1	(D)	1	(D)	-	-
12	Summersville -----	57	18 697	5 522	1 188	370	5	(D)	6	(D)	3	(D)	7	1 064
13	Balance of county -----	48	11 383	3 973	808	259	2	(D)	-	-	4	(D)	6	767
14	Ohio County -----	486	231 338	85 793	18 434	4 062	5	6 017	68	14 326	63	32 187	48	12 885
15	Bethlehem -----	1	(D)	(D)	(D)	AA	-	-	-	-	-	-	-	-
16	Wheeling (part) ▲ -----	467	217 349	80 352	17 299	3 643	3	(D)	67	(D)	60	(D)	44	10 839
17	Balance of county -----	18	(D)	(D)	(D)	EE	2	(D)	1	(D)	3	(D)	4	2 046
18	Pendleton County -----	31	7 003	1 678	473	135	1	(D)	3	(D)	2	(D)	6	781
19	Pleasants County -----	30	11 768	3 887	882	250	2	(D)	6	472	1	(D)	1	(D)
20	Pocahontas County -----	48	27 534	7 735	3 487	1 052	7	(D)	6	643	6	884	7	(D)
21	Preston County -----	98	21 967	6 771	1 483	561	2	(D)	13	1 694	5	320	13	2 224
22	Kingwood -----	36	8 468	2 729	677	239	-	-	8	918	-	-	-	-
23	Balance of county -----	62	13 499	4 042	806	322	2	(D)	5	776	5	320	13	2 224
24	Putnam County -----	176	96 771	41 095	9 363	1 828	3	1 901	26	3 052	25	7 289	17	3 564
25	Hurricane -----	56	32 252	9 652	2 152	524	2	(D)	10	1 479	6	966	6	2 098
26	Nitro (part) ▲ -----	12	7 288	2 431	616	125	1	(D)	-	-	5	4 487	1	(D)
27	Balance of county -----	108	57 231	29 012	6 595	1 179	-	-	16	1 573	14	1 836	10	(D)
28	Raleigh County -----	522	308 086	103 960	23 201	5 498	17	(D)	57	9 859	65	28 857	41	10 279
29	Beckley -----	360	254 457	87 030	19 542	4 527	7	8 891	39	8 735	45	24 568	22	7 022
30	Balance of county -----	162	53 629	16 930	3 659	971	10	(D)	18	1 124	20	4 289	19	3 257
31	Randolph County -----	142	39 070	12 751	2 961	1 048	11	3 066	11	1 597	10	599	11	1 841
32	Elkins -----	109	29 314	9 254	2 248	811	6	2 039	10	(D)	7	(D)	9	(D)
33	Balance of county -----	33	9 756	3 497	713	237	5	1 027	1	(D)	3	(D)	2	(D)
34	Ritchie County -----	27	5 422	1 653	421	198	-	-	5	664	1	(D)	6	725
35	Roane County -----	46	9 864	3 804	857	240	1	(D)	7	1 025	2	(D)	1	(D)
36	Summers County -----	40	10 978	3 001	658	261	4	2 088	7	904	2	(D)	3	(D)
37	Hinton -----	30	6 836	2 368	550	215	2	(D)	7	904	2	(D)	2	(D)
38	Balance of county -----	10	4 142	633	108	46	2	(D)	-	-	-	-	1	(D)
39	Taylor County -----	42	8 157	2 373	556	227	1	(D)	7	778	3	97	7	664
40	Grafton -----	29	6 922	2 023	476	190	1	(D)	7	778	-	-	2	(D)
41	Balance of county -----	13	1 235	350	80	37	-	-	-	-	3	97	5	(D)
42	Tucker County -----	36	17 469	6 131	1 682	693	3	(D)	3	467	5	353	4	826
43	Tyler County -----	27	4 491	1 377	308	138	1	(D)	3	365	1	(D)	4	307
44	Paden City (part) ▲ -----	1	(D)	(D)	(D)	AA	-	-	-	-	-	-	-	-
45	Balance of county -----	26	(D)	(D)	(D)	CC	1	(D)	3	365	1	(D)	4	307
46	Upshur County -----	111	26 876	7 866	1 787	573	6	1 588	14	2 940	13	2 536	15	1 578
47	Buckhannon -----	86	20 435	5 749	1 224	395	5	(D)	12	(D)	9	1 732	9	1 270
48	Balance of county -----	25	6 441	2 117	563	178	1	(D)	2	(D)	4	804	6	308
49	Wayne County -----	150	59 123	16 940	3 886	1 028	6	386	28	21 060	13	3 224	25	5 976
50	Huntington (part) ▲ -----	56	13 541	4 776	1 236	294	2	(D)	11	(D)	10	2 347	9	1 942
51	Kenova -----	30	8 759	3 003	740	186	3	(D)	8	(D)	1	(D)	3	488
52	Balance of county -----	64	36 823	9 161	1 910	548	1	(D)	9	(D)	2	(D)	13	3 546
53	Webster County -----	19	6 039	2 136	363	132	1	(D)	2	(D)	-	-	3	317
54	Wetzel County -----	96	26 390	7 462	1 681	534	3	739	19	1 968	10	4 188	8	1 116
55	New Martinsville -----	76	23 892	6 845	1 621	489	3	739	12	1 340	9	(D)	5	(D)
56	Paden City (part) ▲ -----	8	(D)	(D)	(D)	BB	-	-	2	(D)	1	(D)	-	-
57	Balance of county -----	12	(D)	(D)	(D)	BB	-	-	5	(D)	-	-	3	(D)
58	Wirt County -----	10	1 626	197	52	14	-	-	1	(D)	1	(D)	1	(D)
59	Wood County -----	570	340 344	111 612	25 760	6 091	9	11 528	74	14 764	93	133 728	66	19 583
60	Parkersburg -----	410	269 449	86 247	19 554	4 540	7	(D)	57	11 101	73	118 679	42	12 051
61	Vienna -----	68	23 577	7 080	1 796	568	1	(D)	8	1 480	7	4 569	7	1 758
62	Williamstown -----	19	2 380	771	194	63	-	-	3	(D)	2	(D)	3	(D)
63	Balance of county -----	73	44 938	17 514	4 236	920	1	(D)	6	(D)	11	(D)	14	(D)
64	Wyoming County -----	69	15 994	5 768	1 185	333	1	(D)	9	1 272	8	1 043	5	549

Places With 2,500 Inhabitants or More: 1992 —Con.

appendix A. For information on geographic areas followed by ▲, see appendix F]

Selected kind-of-business or operation groups —Con.														
Miscellaneous repair services (SIC 76)		Amusement and recreation services, including motion pictures and museums (SIC 78, 79, 84)		Health services (SIC 80)		Legal services (SIC 81)		Selected educational services (SIC 823, 4, 9)		Social services (SIC 83)		Engineering, accounting, research, management, and related services (except noncommercial research organizations) (SIC 87 ex. 8733)		
Number	Receipts (\$1,000)	Number	Receipts (\$1,000)	Number	Receipts (\$1,000)	Number	Receipts (\$1,000)	Number	Receipts (\$1,000)	Number	Receipts (\$1,000)	Number	Receipts (\$1,000)	
9	3 367	7	(D)	46	34 961	18	6 022	—	—	1	(D)	33	13 436	1
2	(D)	2	(D)	33	31 877	17	(D)	—	—	1	(D)	6	1 064	2
7	(D)	5	(D)	13	3 084	1	(D)	—	—	—	—	27	12 372	3
23	21 897	30	9 080	137	115 362	51	18 444	4	(D)	15	4 740	56	50 410	4
11	(D)	19	7 749	65	51 443	45	17 875	3	(D)	10	3 629	38	41 631	5
1	(D)	4	568	4	830	2	(D)	—	—	—	—	2	(D)	6
11	(D)	7	763	68	63 089	4	(D)	1	(D)	5	1 111	16	(D)	7
1	(D)	3	98	6	3 147	4	209	—	—	—	—	3	(D)	8
—	—	1	(D)	7	4 149	4	856	—	—	2	(D)	4	377	9
10	4 584	11	(D)	27	13 059	11	3 198	—	—	2	(D)	27	5 611	10
1	(D)	3	238	7	5 562	3	429	—	—	1	(D)	1	(D)	11
1	(D)	4	568	13	5 859	8	2 769	—	—	1	(D)	9	2 727	12
8	(D)	4	377	7	1 638	—	—	—	—	—	—	17	(D)	13
18	13 712	20	22 456	163	79 676	47	28 498	1	(D)	10	(D)	43	(D)	14
—	—	—	—	—	—	—	—	—	—	—	—	—	—	15
17	(D)	18	(D)	162	(D)	47	28 498	—	—	8	(D)	41	(D)	16
1	(D)	2	(D)	1	(D)	—	—	1	(D)	1	(D)	2	(D)	17
—	—	3	(D)	9	1 166	5	590	1	(D)	—	—	1	(D)	18
1	(D)	2	(D)	12	6 562	2	(D)	1	(D)	—	—	1	(D)	19
—	—	4	(D)	13	4 209	2	(D)	—	—	—	—	3	(D)	20
3	(D)	11	3 625	14	6 252	8	978	—	—	5	883	23	5 065	21
2	(D)	1	(D)	7	4 442	8	978	—	—	—	—	10	1 896	22
1	(D)	10	(D)	7	1 810	—	—	—	—	5	883	13	3 169	23
9	3 749	13	2 715	42	37 482	7	2 064	1	(D)	4	(D)	29	34 220	24
1	(D)	2	(D)	22	23 963	2	(D)	—	—	2	(D)	3	(D)	25
1	(D)	—	—	2	(D)	1	(D)	—	—	—	—	1	(D)	26
7	(D)	11	(D)	18	(D)	4	(D)	1	(D)	2	(D)	25	(D)	27
33	15 100	23	5 760	179	169 360	33	10 727	2	(D)	7	1 108	61	37 924	28
10	6 426	9	(D)	144	152 621	31	(D)	2	(D)	6	(D)	43	31 013	29
23	8 674	14	(D)	35	16 739	2	(D)	—	—	1	(D)	18	6 911	30
2	(D)	8	927	54	20 488	15	4 684	2	(D)	5	2 830	13	2 255	31
1	(D)	3	(D)	42	13 570	14	(D)	2	(D)	5	2 830	10	(D)	32
1	(D)	5	(D)	12	6 918	1	(D)	—	—	—	—	3	(D)	33
—	—	3	235	6	2 848	3	(D)	—	—	—	—	3	(D)	34
1	(D)	4	510	12	4 389	6	685	—	—	1	(D)	11	2 431	35
1	(D)	1	(D)	13	6 484	4	(D)	—	—	3	270	2	(D)	36
1	(D)	—	—	10	4 681	4	(D)	—	—	2	(D)	—	(D)	37
—	—	—	—	3	1 803	—	—	—	—	1	(D)	2	(D)	38
1	(D)	5	662	12	4 646	3	310	—	—	1	(D)	2	(D)	39
—	—	3	(D)	11	(D)	3	310	—	—	1	(D)	1	(D)	40
1	(D)	2	(D)	1	(D)	—	—	—	—	—	—	1	(D)	41
3	(D)	4	493	6	1 946	3	(D)	—	—	1	(D)	4	(D)	42
—	—	1	(D)	12	3 318	2	(D)	—	—	—	—	2	(D)	43
—	—	1	(D)	12	3 318	2	(D)	—	—	—	—	1	(D)	44
—	—	6	951	30	13 389	11	1 401	—	—	4	(D)	10	1 833	46
—	—	3	783	26	9 502	11	1 401	—	—	4	(D)	6	998	47
—	—	3	168	4	3 887	—	—	—	—	—	—	4	835	48
15	3 447	13	(D)	27	10 114	7	1 140	—	—	4	(D)	11	6 249	49
7	2 109	2	(D)	9	3 196	—	—	—	—	1	(D)	5	703	50
2	(D)	1	(D)	7	1 597	1	(D)	—	—	1	(D)	2	(D)	51
6	(D)	10	(D)	11	5 321	6	(D)	—	—	2	(D)	4	(D)	52
—	—	—	—	7	3 185	5	1 200	—	—	—	—	1	(D)	53
3	(D)	6	869	26	10 890	9	1 870	1	(D)	3	(D)	8	3 135	54
1	(D)	5	(D)	23	10 537	9	1 870	1	(D)	1	(D)	7	(D)	55
—	—	1	(D)	2	(D)	—	—	—	—	2	(D)	—	(D)	56
2	(D)	—	—	1	(D)	—	—	—	—	—	—	1	(D)	57
1	(D)	2	(D)	1	(D)	2	(D)	—	—	1	(D)	—	(D)	58
30	8 932	33	11 049	159	103 461	46	10 591	5	2 604	13	(D)	41	20 618	59
13	3 711	19	5 559	121	87 479	43	(D)	1	(D)	8	1 085	26	14 516	60
3	364	4	(D)	26	8 832	2	(D)	3	(D)	2	(D)	5	656	61
1	(D)	2	(D)	4	819	1	(D)	—	—	2	(D)	1	(D)	62
13	(D)	8	(D)	8	6 331	—	—	1	(D)	1	(D)	9	(D)	63
3	(D)	7	533	20	8 865	8	2 625	—	—	—	—	8	708	64

Table 5. Summary Statistics for Firms Subject to Federal Income Tax for Places With 350 Establishments or More: 1992

[Includes only establishments with payroll. For meaning of abbreviations and symbols, see introductory text. For explanation of terms and comparability of 1987 and 1992 censuses, see appendix A. For information on geographic areas followed by ▲, see appendix F]

SIC code	Geographic area and kind of business or operation	Establishments (number)	Receipts (\$1,000)	Annual payroll (\$1,000)	First-quarter payroll (\$1,000)	Paid employees for pay period including March 12 (number)
BECKLEY						
	Total	360	254 457	87 030	19 542	4 527
70 ex. 704	Hotels, rooming houses, camps, and other lodging places (except membership lodging)	7	8 891	2 399	557	223
7011	Hotels and motels	7	8 891	2 399	557	223
7011 pt.	Hotels	1	(D)	(D)	(D)	BB
7011 pt.	Motels, motor hotels, and tourist courts	6	(D)	(D)	(D)	CC
702, 3	Other lodging places	—	—	—	—	—
72	Personal services	39	8 735	3 016	709	274
721	Laundry, cleaning, and garment services	8	(D)	(D)	(D)	BB
7211	Power laundries, family and commercial*	—	—	—	—	—
7213	Linen supply*	1	(D)	(D)	(D)	AA
7215	Coin-operated laundries and drycleaning	—	—	—	—	—
7216	Drycleaning plants, except rug cleaning*	3	(D)	(D)	(D)	BB
7217	Carpet and upholstery cleaning	3	(D)	(D)	(D)	AA
7218	Industrial laundriers*	—	—	—	—	—
7212, 9	Other laundry, cleaning, and garment services*	1	(D)	(D)	(D)	AA
722	Photographic studios, portrait	2	(D)	(D)	(D)	AA
723, 4	Beauty and barber shops	16	1 814	764	175	76
723	Beauty shops	16	1 814	764	175	76
724	Barber shops	—	—	—	—	—
725	Shoe repair shops and shoeshine parlors	2	(D)	(D)	(D)	AA
726	Funeral service and crematories	5	3 567	1 259	289	44
729	Miscellaneous personal services	6	(D)	(D)	(D)	BB
73	Business services	45	24 568	7 924	1 775	958
731	Advertising	3	771	316	76	21
732	Consumer credit reporting agencies, mercantile reporting agencies, and adjustment and collection agencies	4	(D)	(D)	(D)	BB
733	Mailing, reproduction, commercial art and photography, and stenographic services	2	(D)	(D)	(D)	AA
734	Services to dwellings and other buildings	11	3 870	1 651	373	157
735	Miscellaneous equipment rental and leasing	13	15 656	3 374	778	127
736	Personnel supply services	3	(D)	(D)	(D)	FF
737	Computer programming, data processing, and other computer related services	1	(D)	(D)	(D)	AA
7371, 2, 3	Computer programming, prepackaged software, and integrated systems	—	—	—	—	—
7374, 5, 6	Data processing services	—	—	—	—	—
7377, 8, 9	Computer rental and leasing, maintenance, and related services, n.e.c.	1	(D)	(D)	(D)	AA
738	Miscellaneous business services	8	(D)	(D)	(D)	BB
75	Automotive repair, services, and parking	22	7 022	1 534	354	87
751	Automotive rental and leasing, without drivers	4	(D)	(D)	(D)	AA
752	Automobile parking	—	—	—	—	—
753	Automotive repair shops	12	3 730	1 018	245	47
7532	Top, body, and upholstery repair shops and paint shops	4	(D)	(D)	(D)	AA
7538	General automotive repair shops	4	1 231	455	95	19
7533, 4, 6, 7, 9	Other automotive repair shops	4	(D)	(D)	(D)	AA
754	Automotive services, except repair	6	(D)	(D)	(D)	BB
76	Miscellaneous repair services	10	6 426	1 825	403	77
762	Electrical repair shops	4	2 688	958	246	46
7622	Radio and television repair shops	1	(D)	(D)	(D)	AA
7623, 9	Other electrical and electronic repair shops	3	(D)	(D)	(D)	BB
763	Watch, clock, and jewelry repair	—	—	—	—	—
764	Reupholstery and furniture repair	2	(D)	(D)	(D)	AA
769	Miscellaneous repair and related services	4	(D)	(D)	(D)	BB
78, 79, 84	Amusement and recreation services, including motion pictures and museums	9	(D)	(D)	(D)	BB
781, 2	Motion picture production, distribution, and services	—	—	—	—	—
783	Motion picture theaters	—	—	—	—	—
784	Video tape rental	3	822	130	35	18
792	Theatrical producers (except motion picture), bands, orchestras, and entertainers	1	—	—	—	—
793	Bowling centers	1	(D)	(D)	(D)	BB
79 ex. 792, 3, 84	Commercial sports and other amusement and recreation services, including museums	5	879	302	68	40
80	Health services	144	152 621	56 106	12 260	2 305
801	Offices and clinics of doctors of medicine	73	47 522	21 440	4 422	466
802	Offices and clinics of dentists	22	5 309	1 779	412	95
803	Offices and clinics of doctors of osteopathy	2	(D)	(D)	(D)	AA
804	Offices and clinics of other health practitioners	17	(D)	(D)	(D)	BB
805	Nursing and personal care facilities	8	(D)	(D)	(D)	EE
806	Hospitals	2	(D)	(D)	(D)	GG
807, 8, 9	Other health services	20	(D)	(D)	(D)	CC
81	Legal services	31	(D)	(D)	(D)	CC
823, 4, 9	Selected educational services	2	(D)	(D)	(D)	AA

Table 5. Summary Statistics for Firms Subject to Federal Income Tax for Places With 350 Establishments or More: 1992 — Con.

[Includes only establishments with payroll. For meaning of abbreviations and symbols, see introductory text. For explanation of terms and comparability of 1987 and 1992 censuses, see appendix A. For information on geographic areas followed by ▲, see appendix F]

SIC code	Geographic area and kind of business or operation	Establishments (number)	Receipts (\$1,000)	Annual payroll (\$1,000)	First-quarter payroll (\$1,000)	Paid employees for pay period including March 12 (number)
BECKLEY—Con.						
83	Social services	6	(D)	(D)	(D)	BB
835	Child day care services	4	(D)	(D)	(D)	BB
832, 3, 6, 9	Other social services	2	(D)	(D)	(D)	AA
87 ex. 8733	Engineering, accounting, research, management, and related services (except noncommercial research organizations)	43	31 013	10 518	2 632	331
871	Engineering, architectural, and surveying services	14	14 885	3 611	942	126
872	Accounting, auditing, and bookkeeping services	17	4 724	1 513	293	59
873 ex. 8733	Research, development, and testing services (except noncommercial research organizations)	4	(D)	(D)	(D)	BB
874	Management and public relations services	8	(D)	(D)	(D)	BB
89	Services, n.e.c.	2	(D)	(D)	(D)	AA
CHARLESTON						
	Total	943	661 523	241 591	54 186	11 943
70 ex. 704	Hotels, rooming houses, camps, and other lodging places (except membership lodging)	14	31 209	6 942	1 694	761
7011	Hotels and motels	14	31 209	6 942	1 694	761
7011 pt.	Hotels	7	(D)	(D)	(D)	FF
7011 pt.	Motels, motor hotels, and tourist courts	7	(D)	(D)	(D)	BB
702, 3	Other lodging places	—	—	—	—	—
72	Personal services	84	28 462	9 802	2 389	933
721	Laundry, cleaning, and garment services	20	12 728	4 683	1 043	308
7211	Power laundries, family and commercial*	1	(D)	(D)	(D)	BB
7213	Linen supply*	1	(D)	(D)	(D)	BB
7215	Coin-operated laundries and drycleaning	4	559	191	43	24
7216	Drycleaning plants, except rug cleaning*	10	2 979	1 355	357	103
7217	Carpet and upholstery cleaning	1	(D)	(D)	(D)	BB
7218	Industrial laundriers*	1	(D)	(D)	(D)	BB
7212, 9	Other laundry, cleaning, and garment services*	2	(D)	(D)	(D)	AA
722	Photographic studios, portrait	7	3 101	705	173	60
723, 4	Beauty and barber shops	37	4 900	2 303	560	195
723	Beauty shops	35	(D)	(D)	(D)	CC
724	Barber shops	2	(D)	(D)	(D)	AA
725	Shoe repair shops and shoeshine parlors	3	(D)	(D)	(D)	AA
726	Funeral service and crematories	10	3 679	831	186	48
729	Miscellaneous personal services	7	(D)	(D)	(D)	EE
73	Business services	130	82 896	36 866	8 655	3 581
731	Advertising	8	4 841	1 561	343	49
732	Consumer credit reporting agencies, mercantile reporting agencies, and adjustment and collection agencies	5	4 989	1 398	335	79
733	Mailing, reproduction, commercial art and photography, and stenographic services	15	5 396	1 577	348	86
734	Services to dwellings and other buildings	27	14 444	7 943	1 901	800
735	Miscellaneous equipment rental and leasing	13	11 254	2 018	470	88
736	Personnel supply services	12	(D)	(D)	(D)	GG
737	Computer programming, data processing, and other computer related services	16	12 752	4 012	1 068	154
7371, 2, 3	Computer programming, prepackaged software, and integrated systems	10	3 460	978	283	46
7374, 5, 6	Data processing services	3	(D)	(D)	(D)	BB
7377, 8, 9	Computer rental and leasing, maintenance, and related services, n.e.c.	3	(D)	(D)	(D)	AA
738	Miscellaneous business services	34	(D)	(D)	(D)	FF
75	Automotive repair, services, and parking	61	16 669	3 849	946	282
751	Automotive rental and leasing, without drivers	10	6 220	1 050	265	65
752	Automobile parking	14	(D)	(D)	(D)	BB
753	Automotive repair shops	28	6 452	1 879	453	121
7532	Top, body, and upholstery repair shops and paint shops	5	768	157	49	9
7538	General automotive repair shops	15	3 779	1 262	286	77
7533, 4, 6, 7, 9	Other automotive repair shops	8	1 905	460	118	35
754	Automotive services, except repair	9	(D)	(D)	(D)	BB
76	Miscellaneous repair services	23	14 297	4 843	1 160	245
762	Electrical repair shops	6	3 603	1 403	326	83
7622	Radio and television repair shops	1	(D)	(D)	(D)	AA
7623, 9	Other electrical and electronic repair shops	5	(D)	(D)	(D)	BB
763	Watch, clock, and jewelry repair	1	(D)	(D)	(D)	AA
764	Reupholstery and furniture repair	4	744	307	63	29
769	Miscellaneous repair and related services	12	(D)	(D)	(D)	CC

Table 5. Summary Statistics for Firms Subject to Federal Income Tax for Places With 350 Establishments or More: 1992 — Con.

[Includes only establishments with payroll. For meaning of abbreviations and symbols, see introductory text. For explanation of terms and comparability of 1987 and 1992 censuses, see appendix A. For information on geographic areas followed by ▲, see appendix F]

SIC code	Geographic area and kind of business or operation	Establishments (number)	Receipts (\$1,000)	Annual payroll (\$1,000)	First-quarter payroll (\$1,000)	Paid employees for pay period including March 12 (number)
	CHARLESTON—Con.					
78, 79, 84	Amusement and recreation services, including motion pictures and museums	35	11 671	2 802	694	273
781, 2	Motion picture production, distribution, and services	4	1 250	398	85	13
783	Motion picture theaters	2	(D)	(D)	(D)	BB
784	Video tape rental	5	604	98	23	17
792	Theatrical producers (except motion picture), bands, orchestras, and entertainers	—	—	—	—	—
793	Bowling centers	2	(D)	(D)	(D)	BB
79 ex. 792, 3; 84	Commercial sports and other amusement and recreation services, including museums	22	(D)	(D)	(D)	CC
80	Health services	275	203 006	90 799	19 613	2 632
801	Offices and clinics of doctors of medicine	178	136 777	65 889	13 912	1 169
802	Offices and clinics of dentists	47	19 660	7 233	1 469	272
803	Offices and clinics of doctors of osteopathy	4	2 065	814	168	25
804	Offices and clinics of other health practitioners	22	8 132	2 009	464	98
805	Nursing and personal care facilities	6	13 671	6 069	1 446	465
806	Hospitals	1	(D)	(D)	(D)	CC
807, 8, 9	Other health services	17	(D)	(D)	(D)	FF
81	Legal services	169	159 622	45 765	9 658	1 512
823, 4, 9	Selected educational services	4	(D)	(D)	(D)	BB
83	Social services	18	10 704	4 159	1 063	295
835	Child day care services	4	715	369	82	49
832, 3, 6, 9	Other social services	14	9 989	3 790	981	246
87 ex. 8733	Engineering, accounting, research, management, and related services (except noncommercial research organizations)	122	97 085	33 971	7 944	1 345
871	Engineering, architectural, and surveying services	33	28 543	10 652	2 444	359
872	Accounting, auditing, and bookkeeping services	49	34 146	9 414	2 262	346
873 ex. 8733	Research, development, and testing services (except noncommercial research organizations)	10	11 967	4 567	1 030	320
874	Management and public relations services	30	22 429	9 338	2 208	320
89	Services, n.e.c.	8	(D)	(D)	(D)	BB
	HUNTINGTON ▲					
	Total	593	331 579	138 392	29 239	5 696
70 ex. 704	Hotels, rooming houses, camps, and other lodging places (except membership lodging)	9	10 092	2 399	570	268
7011	Hotels and motels	9	10 092	2 399	570	268
7011 pt.	Hotels	2	(D)	(D)	(D)	CC
7011 pt.	Motels, motor hotels, and tourist courts	7	(D)	(D)	(D)	BB
702, 3	Other lodging places	—	—	—	—	—
72	Personal services	74	14 622	5 211	1 380	523
721	Laundry, cleaning, and garment services	14	4 952	1 894	481	168
7211	Power laundries, family and commercial*	1	(D)	(D)	(D)	AA
7213	Linen supply*	1	(D)	(D)	(D)	BB
7215	Coin-operated laundries and drycleaning	4	775	175	42	20
7216	Drycleaning plants, except rug cleaning*	5	(D)	(D)	(D)	BB
7217	Carpet and upholstery cleaning	1	(D)	(D)	(D)	AA
7218	Industrial launderers*	1	(D)	(D)	(D)	AA
7212, 9	Other laundry, cleaning, and garment services*	1	(D)	(D)	(D)	AA
722	Photographic studios, portrait	6	884	257	57	21
723, 4	Beauty and barber shops	34	2 679	1 113	304	132
723	Beauty shops	29	(D)	(D)	(D)	CC
724	Barber shops	5	(D)	(D)	(D)	AA
725	Shoe repair shops and shoeshine parlors	1	(D)	(D)	(D)	AA
726	Funeral service and crematories	7	4 713	1 446	306	53
729	Miscellaneous personal services	12	(D)	(D)	(D)	CC
73	Business services	84	34 917	14 176	3 085	1 144
731	Advertising	3	(D)	(D)	(D)	BB
732	Consumer credit reporting agencies, mercantile reporting agencies, and adjustment and collection agencies	5	2 016	675	166	52
733	Mailing, reproduction, commercial art and photography, and stenographic services	10	(D)	(D)	(D)	BB
734	Services to dwellings and other buildings	17	4 542	1 840	363	138
735	Miscellaneous equipment rental and leasing	11	(D)	(D)	(D)	BB
736	Personnel supply services	7	4 594	3 169	625	274
737	Computer programming, data processing, and other computer related services	4	(D)	(D)	(D)	BB
7371, 2, 3	Computer programming, prepackaged software, and integrated systems	3	(D)	(D)	(D)	BB
7374, 5, 6	Data processing services	—	—	—	—	—
7377, 8, 9	Computer rental and leasing, maintenance, and related services, n.e.c.	1	(D)	(D)	(D)	AA
738	Miscellaneous business services	27	10 866	4 394	1 110	527

Table 5. Summary Statistics for Firms Subject to Federal Income Tax for Places With 350 Establishments or More: 1992 — Con.

[Includes only establishments with payroll. For meaning of abbreviations and symbols, see introductory text. For explanation of terms and comparability of 1987 and 1992 censuses, see appendix A. For information on geographic areas followed by ▲, see appendix F]

SIC code	Geographic area and kind of business or operation	Establishments (number)	Receipts (\$1,000)	Annual payroll (\$1,000)	First-quarter payroll (\$1,000)	Paid employees for pay period including March 12 (number)
HUNTINGTON ▲—Con.						
75	Automotive repair, services, and parking	48	12 967	3 493	864	267
751	Automotive rental and leasing, without drivers	5	2 492	429	105	26
752	Automobile parking	—	—	—	—	—
753	Automotive repair shops	31	8 679	2 524	630	146
7532	Top, body, and upholstery repair shops and paint shops	9	4 404	1 227	321	61
7538	General automotive repair shops	9	2 398	834	205	50
7533, 4, 6, 7, 9	Other automotive repair shops	13	1 877	463	104	35
754	Automotive services, except repair	12	1 796	540	129	95
76	Miscellaneous repair services	24	12 005	3 564	826	149
762	Electrical repair shops	10	3 091	1 247	255	45
7622	Radio and television repair shops	4	581	100	16	6
7623, 9	Other electrical and electronic repair shops	6	2 510	1 147	239	39
763	Watch, clock, and jewelry repair	1	(D)	(D)	(D)	AA
764	Reupholstery and furniture repair	3	(D)	(D)	(D)	AA
769	Miscellaneous repair and related services	10	(D)	(D)	(D)	BB
78, 79, 84	Amusement and recreation services, including motion pictures and museums	33	5 707	1 613	333	162
781, 2	Motion picture production, distribution, and services	1	(D)	(D)	(D)	AA
783	Motion picture theaters	4	(D)	(D)	(D)	BB
784	Video tape rental	6	813	207	49	23
792	Theatrical producers (except motion picture), bands, orchestras, and entertainers	2	(D)	(D)	(D)	AA
793	Bowling centers	1	(D)	(D)	(D)	BB
79 ex. 792, 3; 84	Commercial sports and other amusement and recreation services, including museums	19	2 757	610	132	60
80	Health services	187	182 157	88 281	17 620	2 369
801	Offices and clinics of doctors of medicine	92	113 739	63 263	11 868	1 107
802	Offices and clinics of dentists	42	13 777	5 225	1 055	206
803	Offices and clinics of doctors of osteopathy	2	(D)	(D)	(D)	AA
804	Offices and clinics of other health practitioners	27	7 048	2 692	529	109
805	Nursing and personal care facilities	6	(D)	(D)	(D)	EE
806	Hospitals	2	(D)	(D)	(D)	EE
807, 8, 9	Other health services	16	15 036	5 550	1 429	225
81	Legal services	62	31 795	8 504	1 957	353
823, 4, 9	Selected educational services	3	(D)	(D)	(D)	AA
83	Social services	6	(D)	(D)	(D)	BB
835	Child day care services	1	(D)	(D)	(D)	AA
832, 3, 6, 9	Other social services	5	(D)	(D)	(D)	BB
87 ex. 8733	Engineering, accounting, research, management, and related services (except noncommercial research organizations)	60	21 927	8 693	2 044	338
871	Engineering, architectural, and surveying services	15	(D)	(D)	(D)	BB
872	Accounting, auditing, and bookkeeping services	34	13 627	6 377	1 364	234
873 ex. 8733	Research, development, and testing services (except noncommercial research organizations)	1	(D)	(D)	(D)	AA
874	Management and public relations services	10	6 332	1 435	470	61
89	Services, n.e.c.	3	(D)	(D)	(D)	BB
PARKERSBURG						
	Total	410	269 449	86 247	19 554	4 540
70 ex. 704	Hotels, rooming houses, camps, and other lodging places (except membership lodging)	7	(D)	(D)	(D)	BB
7011	Hotels and motels	7	(D)	(D)	(D)	BB
7011 pt.	Hotels	1	(D)	(D)	(D)	AA
7011 pt.	Motels, motor hotels, and tourist courts	6	(D)	(D)	(D)	BB
702, 3	Other lodging places	—	—	—	—	—
72	Personal services	57	11 101	3 809	936	395
721	Laundry, cleaning, and garment services	10	(D)	(D)	(D)	BB
7211	Power laundries, family and commercial*	—	—	—	—	—
7213	Linen supply*	1	(D)	(D)	(D)	AA
7215	Coin-operated laundries and drycleaning	4	(D)	(D)	(D)	AA
7216	Drycleaning plants, except rug cleaning*	4	(D)	(D)	(D)	BB
7217	Carpet and upholstery cleaning	—	—	—	—	—
7218	Industrial launderers*	1	(D)	(D)	(D)	AA
7212, 9	Other laundry, cleaning, and garment services*	—	—	—	—	—
722	Photographic studios, portrait	3	(D)	(D)	(D)	AA
723, 4	Beauty and barber shops	31	3 045	1 272	309	132
723	Beauty shops	31	3 045	1 272	309	132
724	Barber shops	—	—	—	—	—
725	Shoe repair shops and shoeshine parlors	1	(D)	(D)	(D)	AA
726	Funeral service and crematories	7	3 684	1 004	245	84
729	Miscellaneous personal services	5	579	348	111	70

Table 5. Summary Statistics for Firms Subject to Federal Income Tax for Places With 350 Establishments or More: 1992 — Con.

[Includes only establishments with payroll. For meaning of abbreviations and symbols, see introductory text. For explanation of terms and comparability of 1987 and 1992 censuses, see appendix A. For information on geographic areas followed by ▲, see appendix F]

SIC code	Geographic area and kind of business or operation	Establishments (number)	Receipts (\$1,000)	Annual payroll (\$1,000)	First-quarter payroll (\$1,000)	Paid employees for pay period including March 12 (number)
PARKERSBURG—Con.						
73	Business services	73	118 679	28 944	6 688	1 767
731	Advertising	4	(D)	(D)	(D)	BB
732	Consumer credit reporting agencies, mercantile reporting agencies, and adjustment and collection agencies	4	(D)	(D)	(D)	BB
733	Mailing, reproduction, commercial art and photography, and stenographic services	3	(D)	(D)	(D)	BB
734	Services to dwellings and other buildings	13	3 174	1 312	283	112
735	Miscellaneous equipment rental and leasing	13	(D)	(D)	(D)	BB
736	Personnel supply services	9	(D)	(D)	(D)	EE
737	Computer programming, data processing, and other computer related services	4	(D)	(D)	(D)	BB
7371, 2, 3	Computer programming, prepackaged software, and integrated systems	2	(D)	(D)	(D)	AA
7374, 5, 6	Data processing services	1	(D)	(D)	(D)	AA
7377, 8, 9	Computer rental and leasing, maintenance, and related services, n.e.c.	1	(D)	(D)	(D)	AA
738	Miscellaneous business services	23	(D)	(D)	(D)	GG
75	Automotive repair, services, and parking	42	12 051	3 181	728	244
751	Automotive rental and leasing, without drivers	6	2 381	475	100	28
752	Automobile parking	—	—	—	—	—
753	Automotive repair shops	28	(D)	(D)	(D)	CC
7532	Top, body, and upholstery repair shops and paint shops	4	493	91	26	11
7538	General automotive repair shops	8	2 662	708	167	52
7533, 4, 6, 7, 9	Other automotive repair shops	16	(D)	(D)	(D)	BB
754	Automotive services, except repair	8	(D)	(D)	(D)	BB
76	Miscellaneous repair services	13	3 711	919	212	50
762	Electrical repair shops	4	1 890	485	117	22
7622	Radio and television repair shops	—	—	—	—	—
7623, 9	Other electrical and electronic repair shops	4	1 890	485	117	22
763	Watch, clock, and jewelry repair	—	—	—	—	—
764	Reupholstery and furniture repair	1	(D)	(D)	(D)	AA
769	Miscellaneous repair and related services	8	(D)	(D)	(D)	BB
78, 79, 84	Amusement and recreation services, including motion pictures and museums	19	5 559	1 432	321	142
781, 2	Motion picture production, distribution, and services	—	—	—	—	—
783	Motion picture theaters	1	(D)	(D)	(D)	AA
784	Video tape rental	5	646	108	28	17
792	Theatrical producers (except motion picture), bands, orchestras, and entertainers	—	—	—	—	—
793	Bowling centers	2	(D)	(D)	(D)	BB
79 ex. 792, 3; 84	Commercial sports and other amusement and recreation services, including museums	11	(D)	(D)	(D)	BB
80	Health services	121	87 479	38 210	8 350	1 388
801	Offices and clinics of doctors of medicine	76	52 935	25 008	5 292	552
802	Offices and clinics of dentists	18	6 198	1 748	366	98
803	Offices and clinics of doctors of osteopathy	1	(D)	(D)	(D)	AA
804	Offices and clinics of other health practitioners	17	(D)	(D)	(D)	BB
805	Nursing and personal care facilities	4	(D)	(D)	(D)	EE
806	Hospitals	1	(D)	(D)	(D)	CC
807, 8, 9	Other health services	4	(D)	(D)	(D)	AA
81	Legal services	43	(D)	(D)	(D)	CC
823, 4, 9	Selected educational services	1	(D)	(D)	(D)	BB
83	Social services	8	1 085	519	127	72
835	Child day care services	7	(D)	(D)	(D)	BB
832, 3, 6, 9	Other social services	1	(D)	(D)	(D)	BB
87 ex. 8733	Engineering, accounting, research, management, and related services (except noncommercial research organizations)	26	14 516	5 645	1 330	221
871	Engineering, architectural, and surveying services	4	(D)	(D)	(D)	BB
872	Accounting, auditing, and bookkeeping services	14	(D)	(D)	(D)	CC
873 ex. 8733	Research, development, and testing services (except noncommercial research organizations)	2	(D)	(D)	(D)	AA
874	Management and public relations services	6	3 028	1 422	267	46
89	Services, n.e.c.	—	—	—	—	—

Table 5. Summary Statistics for Firms Subject to Federal Income Tax for Places With 350 Establishments or More: 1992 — Con.

[Includes only establishments with payroll. For meaning of abbreviations and symbols, see introductory text. For explanation of terms and comparability of 1987 and 1992 censuses, see appendix A. For information on geographic areas followed by ▲, see appendix F]

SIC code	Geographic area and kind of business or operation	Establishments (number)	Receipts (\$1,000)	Annual payroll (\$1,000)	First-quarter payroll (\$1,000)	Paid employees for pay period including March 12 (number)
	WHEELING ▲					
	Total	471	218 715	80 590	17 364	3 665
70 ex. 704	Hotels, rooming houses, camps, and other lodging places (except membership lodging)	3	(D)	(D)	(D)	CC
7011	Hotels and motels	3	(D)	(D)	(D)	CC
7011 pt.	Hotels	1	(D)	(D)	(D)	BB
7011 pt.	Motels, motor hotels, and tourist courts	2	(D)	(D)	(D)	BB
702, 3	Other lodging places	—	—	—	—	—
72	Personal services	68	14 473	5 521	1 413	513
721	Laundry, cleaning, and garment services	14	5 790	2 337	568	185
7211	Power laundries, family and commercial*	2	(D)	(D)	(D)	BB
7213	Linen supply*	2	(D)	(D)	(D)	BB
7215	Coin-operated laundries and drycleaning	1	(D)	(D)	(D)	AA
7216	Drycleaning plants, except rug cleaning*	4	902	282	72	41
7217	Carpet and upholstery cleaning	5	(D)	(D)	(D)	AA
7218	Industrial laundriers*	—	—	—	—	—
7212, 9	Other laundry, cleaning, and garment services*	—	—	—	—	—
722	Photographic studios, portrait	4	832	140	32	17
723, 4	Beauty and barber shops	32	3 097	1 516	399	177
723	Beauty shops	27	(D)	(D)	(D)	CC
724	Barber shops	5	(D)	(D)	(D)	AA
725	Shoe repair shops and shoeshine parlors	1	(D)	(D)	(D)	AA
726	Funeral service and crematories	10	(D)	(D)	(D)	BB
729	Miscellaneous personal services	7	(D)	(D)	(D)	BB
73	Business services	60	(D)	(D)	(D)	FF
731	Advertising	7	3 581	986	235	44
732	Consumer credit reporting agencies, mercantile reporting agencies, and adjustment and collection agencies	2	(D)	(D)	(D)	BB
733	Mailing, reproduction, commercial art and photography, and stenographic services	4	(D)	(D)	(D)	BB
734	Services to dwellings and other buildings	11	3 833	1 538	326	129
735	Miscellaneous equipment rental and leasing	8	(D)	(D)	(D)	BB
736	Personnel supply services	9	(D)	(D)	(D)	CC
737	Computer programming, data processing, and other computer related services	9	(D)	(D)	(D)	BB
7371, 2, 3	Computer programming, prepackaged software, and integrated systems	6	(D)	(D)	(D)	BB
7374, 5, 6	Data processing services	2	(D)	(D)	(D)	BB
7377, 8, 9	Computer rental and leasing, maintenance, and related services, n.e.c.	1	(D)	(D)	(D)	AA
738	Miscellaneous business services	10	(D)	(D)	(D)	CC
75	Automotive repair, services, and parking	44	10 839	3 108	766	230
751	Automotive rental and leasing, without drivers	1	(D)	(D)	(D)	AA
752	Automobile parking	9	(D)	(D)	(D)	AA
753	Automotive repair shops	26	8 986	2 688	665	173
7532	Top, body, and upholstery repair shops and paint shops	7	(D)	(D)	(D)	BB
7538	General automotive repair shops	11	3 604	1 267	313	87
7533, 4, 6, 7, 9	Other automotive repair shops	8	(D)	(D)	(D)	BB
754	Automotive services, except repair	8	(D)	(D)	(D)	BB
76	Miscellaneous repair services	17	(D)	(D)	(D)	CC
762	Electrical repair shops	6	(D)	(D)	(D)	BB
7622	Radio and television repair shops	2	(D)	(D)	(D)	AA
7623, 9	Other electrical and electronic repair shops	4	(D)	(D)	(D)	BB
763	Watch, clock, and jewelry repair	1	(D)	(D)	(D)	AA
764	Reupholstery and furniture repair	1	(D)	(D)	(D)	AA
769	Miscellaneous repair and related services	9	(D)	(D)	(D)	CC
78, 79, 84	Amusement and recreation services, including motion pictures and museums	19	21 252	4 193	957	338
781, 2	Motion picture production, distribution, and services	2	(D)	(D)	(D)	AA
783	Motion picture theaters	1	(D)	(D)	(D)	AA
784	Video tape rental	3	(D)	(D)	(D)	AA
792	Theatrical producers (except motion picture), bands, orchestras, and entertainers	1	(D)	(D)	(D)	AA
793	Bowling centers	2	(D)	(D)	(D)	BB
79 ex. 792, 3, 84	Commercial sports and other amusement and recreation services, including museums	10	15 470	3 602	846	302
80	Health services	163	80 032	35 668	7 516	1 032
801	Offices and clinics of doctors of medicine	100	64 636	30 966	6 433	728
802	Offices and clinics of dentists	36	8 813	2 158	473	150
803	Offices and clinics of doctors of osteopathy	3	(D)	(D)	(D)	AA
804	Offices and clinics of other health practitioners	12	2 159	461	107	44
805	Nursing and personal care facilities	3	(D)	(D)	(D)	BB
806	Hospitals	—	—	—	—	—
807, 8, 9	Other health services	9	2 056	1 022	241	50
81	Legal services	47	28 498	8 064	1 197	263
823, 4, 9	Selected educational services	—	—	—	—	—

Table 5. Summary Statistics for Firms Subject to Federal Income Tax for Places With 350 Establishments or More: 1992 — Con.

[Includes only establishments with payroll. For meaning of abbreviations and symbols, see introductory text. For explanation of terms and comparability of 1987 and 1992 censuses, see appendix A. For information on geographic areas followed by ▲, see appendix F]

SIC code	Geographic area and kind of business or operation	Establishments (number)	Receipts (\$1,000)	Annual payroll (\$1,000)	First-quarter payroll (\$1,000)	Paid employees for pay period including March 12 (number)
	WHEELING ▲—Con.					
83	Social services	8	(D)	(D)	(D)	BB
835	Child day care services	4	(D)	(D)	(D)	BB
832, 3, 6, 9	Other social services	4	(D)	(D)	(D)	AA
87 ex. 8733	Engineering, accounting, research, management, and related services (except noncommercial research organizations)	42	16 770	8 549	2 085	229
871	Engineering, architectural, and surveying services	13	(D)	(D)	(D)	BB
872	Accounting, auditing, and bookkeeping services	19	(D)	(D)	(D)	BB
873 ex. 8733	Research, development, and testing services (except noncommercial research organizations)	2	(D)	(D)	(D)	AA
874	Management and public relations services	8	6 537	3 843	933	51
89	Services, n.e.c.	—	—	—	—	—

Table 6. Summary Statistics for Firms Subject to Federal Income Tax for Counties With 350 Establishments or More: 1992

[Includes only establishments with payroll. For meaning of abbreviations and symbols, see introductory text. For explanation of terms and comparability of 1987 and 1992 censuses, see appendix A. For information on geographic areas followed by ▲, see appendix F]

SIC code	Geographic area and kind of business or operation	Establishments (number)	Receipts (\$1,000)	Annual payroll (\$1,000)	First-quarter payroll (\$1,000)	Paid employees for pay period including March 12 (number)
	CABELL COUNTY					
	Total	702	372 746	153 500	32 211	6 738
70 ex. 704	Hotels, rooming houses, camps, and other lodging places (except membership lodging)	12	(D)	(D)	(D)	EE
7011	Hotels and motels	11	16 982	4 374	992	458
7011 pt.	Hotels	2	(D)	(D)	(D)	CC
7011 pt.	Motels, motor hotels, and tourist courts	9	(D)	(D)	(D)	EE
702, 3	Other lodging places	1	(D)	(D)	(D)	AA
72	Personal services	99	18 920	6 905	1 780	689
721	Laundry, cleaning, and garment services	16	(D)	(D)	(D)	CC
7211	Power laundries, family and commercial*	1	(D)	(D)	(D)	AA
7213	Linen supply*	1	(D)	(D)	(D)	BB
7215	Coin-operated laundries and drycleaning	5	(D)	(D)	(D)	AA
7216	Drycleaning plants, except rug cleaning*	5	(D)	(D)	(D)	BB
7217	Carpet and upholstery cleaning	2	(D)	(D)	(D)	BB
7218	Industrial laundries*	—	—	—	—	—
7212, 9	Other laundry, cleaning, and garment services*	2	(D)	(D)	(D)	AA
722	Photographic studios, portrait	10	(D)	(D)	(D)	BB
723, 4	Beauty and barber shops	47	4 570	1 980	512	213
723	Beauty shops	42	(D)	(D)	(D)	CC
724	Barber shops	5	(D)	(D)	(D)	AA
725	Shoe repair shops and shoeshine parlors	1	(D)	(D)	(D)	AA
726	Funeral service and crematories	10	(D)	(D)	(D)	BB
729	Miscellaneous personal services	15	(D)	(D)	(D)	CC
73	Business services	84	35 328	13 986	2 986	1 117
731	Advertising	3	(D)	(D)	(D)	BB
732	Consumer credit reporting agencies, mercantile reporting agencies, and adjustment and collection agencies	4	(D)	(D)	(D)	BB
733	Mailing, reproduction, commercial art and photography, and stenographic services	11	2 486	669	150	46
734	Services to dwellings and other buildings	16	(D)	(D)	(D)	CC
735	Miscellaneous equipment rental and leasing	12	5 160	1 827	277	55
736	Personnel supply services	7	4 594	3 169	625	274
737	Computer programming, data processing, and other computer related services	5	3 737	1 210	305	38
7371, 2, 3	Computer programming, prepackaged software, and integrated systems	3	(D)	(D)	(D)	BB
7374, 5, 6	Data processing services	1	(D)	(D)	(D)	AA
7377, 8, 9	Computer rental and leasing, maintenance, and related services, n.e.c.	1	(D)	(D)	(D)	AA
738	Miscellaneous business services	26	(D)	(D)	(D)	FF

Table 6. Summary Statistics for Firms Subject to Federal Income Tax for Counties With 350 Establishments or More: 1992 — Con.

[Includes only establishments with payroll. For meaning of abbreviations and symbols, see introductory text. For explanation of terms and comparability of 1987 and 1992 censuses, see appendix A. For information on geographic areas followed by ▲, see appendix F]

SIC code	Geographic area and kind of business or operation	Establishments (number)	Receipts (\$1,000)	Annual payroll (\$1,000)	First-quarter payroll (\$1,000)	Paid employees for pay period including March 12 (number)
CABELL COUNTY—Con.						
75	Automotive repair, services, and parking	61	16 107	4 104	1 023	290
751	Automotive rental and leasing, without drivers	4	(D)	(D)	(D)	AA
752	Automobile parking	—	—	—	—	—
753	Automotive repair shops	43	12 360	3 222	815	195
7532	Top, body, and upholstery repair shops and paint shops	11	(D)	(D)	(D)	BB
7538	General automotive repair shops	17	3 672	1 049	250	67
7533, 4, 6, 7, 9	Other automotive repair shops	15	(D)	(D)	(D)	BB
754	Automotive services, except repair	14	(D)	(D)	(D)	BB
76	Miscellaneous repair services	27	13 421	4 103	916	193
762	Electrical repair shops	9	3 615	1 631	316	83
7622	Radio and television repair shops	2	(D)	(D)	(D)	AA
7623, 9	Other electrical and electronic repair shops	7	(D)	(D)	(D)	BB
763	Watch, clock, and jewelry repair	2	(D)	(D)	(D)	AA
764	Reupholstery and furniture repair	2	(D)	(D)	(D)	AA
769	Miscellaneous repair and related services	14	(D)	(D)	(D)	BB
78, 79, 84	Amusement and recreation services, including motion pictures and museums	47	(D)	(D)	(D)	EE
781, 2	Motion picture production, distribution, and services	1	(D)	(D)	(D)	AA
783	Motion picture theaters	5	(D)	(D)	(D)	BB
784	Video tape rental	7	661	147	35	23
792	Theatrical producers (except motion picture), bands, orchestras, and entertainers	2	(D)	(D)	(D)	AA
793	Bowling centers	3	(D)	(D)	(D)	BB
79 ex. 792, 3; 84	Commercial sports and other amusement and recreation services, including museums	29	5 171	1 204	233	103
80	Health services	219	198 978	96 717	19 312	2 806
801	Offices and clinics of doctors of medicine	104	118 925	66 671	12 463	1 197
802	Offices and clinics of dentists	51	15 766	5 743	1 134	240
803	Offices and clinics of doctors of osteopathy	1	(D)	(D)	(D)	AA
804	Offices and clinics of other health practitioners	34	(D)	(D)	(D)	CC
805	Nursing and personal care facilities	7	12 412	5 483	1 255	517
806	Hospitals	2	(D)	(D)	(D)	EE
807, 8, 9	Other health services	20	(D)	(D)	(D)	EE
81	Legal services	66	32 239	8 600	1 979	360
823, 4, 9	Selected educational services	3	(D)	(D)	(D)	AA
83	Social services	9	(D)	(D)	(D)	BB
835	Child day care services	2	(D)	(D)	(D)	AA
832, 3, 6, 9	Other social services	7	1 310	636	141	48
87 ex. 8733	Engineering, accounting, research, management, and related services (except noncommercial research organizations)	71	23 870	9 334	2 089	424
871	Engineering, architectural, and surveying services	17	1 982	872	197	46
872	Accounting, auditing, and bookkeeping services	38	14 353	6 632	1 433	261
873 ex. 8733	Research, development, and testing services (except noncommercial research organizations)	3	(D)	(D)	(D)	AA
874	Management and public relations services	13	(D)	(D)	(D)	CC
89	Services, n.e.c.	4	(D)	(D)	(D)	BB
HARRISON COUNTY						
	Total	441	168 619	54 172	12 417	3 107
70 ex. 704	Hotels, rooming houses, camps, and other lodging places (except membership lodging)	8	3 787	813	158	103
7011	Hotels and motels	8	3 787	813	158	103
7011 pt.	Hotels	1	(D)	(D)	(D)	AA
7011 pt.	Motels, motor hotels, and tourist courts	7	(D)	(D)	(D)	CC
702, 3	Other lodging places	—	—	—	—	—
72	Personal services	60	12 127	3 881	968	382
721	Laundry, cleaning, and garment services	8	1 707	612	141	60
7211	Power laundries, family and commercial*	—	—	—	—	—
7213	Linen supply*	—	—	—	—	—
7215	Coin-operated laundries and drycleaning	1	(D)	(D)	(D)	AA
7216	Drycleaning plants, except rug cleaning*	5	(D)	(D)	(D)	BB
7217	Carpet and upholstery cleaning	—	—	—	—	—
7218	Industrial launderers*	—	—	—	—	—
7212, 9	Other laundry, cleaning, and garment services*	2	(D)	(D)	(D)	AA
722	Photographic studios, portrait	6	1 435	226	53	25
723, 4	Beauty and barber shops	29	2 833	1 185	268	127
723	Beauty shops	28	(D)	(D)	(D)	CC
724	Barber shops	1	(D)	(D)	(D)	AA
725	Shoe repair shops and shoeshine parlors	1	(D)	(D)	(D)	AA
726	Funeral service and crematories	10	4 925	1 362	340	69
729	Miscellaneous personal services	6	(D)	(D)	(D)	BB

Table 6. Summary Statistics for Firms Subject to Federal Income Tax for Counties With 350 Establishments or More: 1992 — Con.

[Includes only establishments with payroll. For meaning of abbreviations and symbols, see introductory text. For explanation of terms and comparability of 1987 and 1992 censuses, see appendix A. For information on geographic areas followed by ▲, see appendix F]

SIC code	Geographic area and kind of business or operation	Establishments (number)	Receipts (\$1,000)	Annual payroll (\$1,000)	First-quarter payroll (\$1,000)	Paid employees for pay period including March 12 (number)
HARRISON COUNTY — Con.						
73	Business services	52	19 226	6 338	1 559	354
731	Advertising	1	(D)	(D)	(D)	AA
732	Consumer credit reporting agencies, mercantile reporting agencies, and adjustment and collection agencies	2	(D)	(D)	(D)	AA
733	Mailing, reproduction, commercial art and photography, and stenographic services	3	(D)	(D)	(D)	AA
734	Services to dwellings and other buildings	18	2 783	1 073	255	115
735	Miscellaneous equipment rental and leasing	10	5 294	1 357	328	58
736	Personnel supply services	3	(D)	(D)	(D)	BB
737	Computer programming, data processing, and other computer related services	7	(D)	(D)	(D)	BB
7371, 2, 3	Computer programming, prepackaged software, and integrated systems	5	(D)	(D)	(D)	BB
7374, 5, 6	Data processing services	—	—	—	—	—
7377, 8, 9	Computer rental and leasing, maintenance, and related services, n.e.c.	2	(D)	(D)	(D)	AA
738	Miscellaneous business services	8	840	251	64	19
75	Automotive repair, services, and parking	49	10 582	2 156	490	151
751	Automotive rental and leasing, without drivers	6	1 233	191	44	21
752	Automobile parking	1	(D)	(D)	(D)	AA
753	Automotive repair shops	36	8 884	1 751	389	111
7532	Top, body, and upholstery repair shops and paint shops	9	2 082	268	63	20
7538	General automotive repair shops	19	3 603	772	177	61
7533, 4, 6, 7, 9	Other automotive repair shops	8	3 199	711	149	30
754	Automotive services, except repair	6	(D)	(D)	(D)	AA
76	Miscellaneous repair services	25	7 249	2 276	525	145
762	Electrical repair shops	6	823	617	142	41
7622	Radio and television repair shops	—	—	—	—	—
7623, 9	Other electrical and electronic repair shops	6	823	617	142	41
763	Watch, clock, and jewelry repair	—	—	—	—	—
764	Reupholstery and furniture repair	1	(D)	(D)	(D)	AA
769	Miscellaneous repair and related services	18	(D)	(D)	(D)	CC
78, 79, 84	Amusement and recreation services, including motion pictures and museums	25	3 588	738	152	111
781, 2	Motion picture production, distribution, and services	—	—	—	—	—
783	Motion picture theaters	2	(D)	(D)	(D)	AA
784	Video tape rental	2	(D)	(D)	(D)	AA
792	Theatrical producers (except motion picture), bands, orchestras, and entertainers	2	(D)	(D)	(D)	AA
793	Bowling centers	2	(D)	(D)	(D)	AA
79 ex. 792, 3; 84	Commercial sports and other amusement and recreation services, including museums	17	1 999	433	81	62
80	Health services	123	72 455	25 016	5 527	1 217
801	Offices and clinics of doctors of medicine	66	35 941	11 871	2 583	324
802	Offices and clinics of dentists	24	7 737	2 100	436	143
803	Offices and clinics of doctors of osteopathy	—	—	—	—	—
804	Offices and clinics of other health practitioners	19	4 597	1 226	254	73
805	Nursing and personal care facilities	8	22 472	9 325	2 152	643
806	Hospitals	—	—	—	—	—
807, 8, 9	Other health services	6	1 708	494	102	34
81	Legal services	31	19 715	4 753	1 120	208
823, 4, 9	Selected educational services	1	(D)	(D)	(D)	AA
83	Social services	12	1 317	517	123	79
835	Child day care services	8	814	246	64	54
832, 3, 6, 9	Other social services	4	503	271	59	25
87 ex. 8733	Engineering, accounting, research, management, and related services (except noncommercial research organizations)	53	18 269	7 598	1 768	351
871	Engineering, architectural, and surveying services	13	6 040	2 725	617	108
872	Accounting, auditing, and bookkeeping services	21	7 656	2 503	610	140
873 ex. 8733	Research, development, and testing services (except noncommercial research organizations)	8	3 685	1 832	431	82
874	Management and public relations services	11	888	538	110	21
89	Services, n.e.c.	2	(D)	(D)	(D)	AA

Table 6. Summary Statistics for Firms Subject to Federal Income Tax for Counties With 350 Establishments or More: 1992 — Con.

[Includes only establishments with payroll. For meaning of abbreviations and symbols, see introductory text. For explanation of terms and comparability of 1987 and 1992 censuses, see appendix A. For information on geographic areas followed by ▲, see appendix F]

SIC code	Geographic area and kind of business or operation	Establishments (number)	Receipts (\$1,000)	Annual payroll (\$1,000)	First-quarter payroll (\$1,000)	Paid employees for pay period including March 12 (number)
KANAWHA COUNTY						
	Total	1 596	945 805	331 371	74 275	17 088
70 ex. 704	Hotels, rooming houses, camps, and other lodging places (except membership lodging)	24	41 175	9 532	2 274	1 033
7011	Hotels and motels	24	41 175	9 532	2 274	1 033
7011 pt.	Hotels	7	(D)	(D)	(D)	FF
7011 pt.	Motels, motor hotels, and tourist courts	17	(D)	(D)	(D)	EE
702, 3	Other lodging places	—	—	—	—	—
72	Personal services	164	41 917	14 074	3 526	1 448
721	Laundry, cleaning, and garment services	35	14 998	5 674	1 291	406
7211	Power laundries, family and commercial*	2	(D)	(D)	(D)	BB
7213	Linen supply*	1	(D)	(D)	(D)	BB
7215	Coin-operated laundries and drycleaning	7	(D)	(D)	(D)	BB
7216	Drycleaning plants, except rug cleaning*	17	(D)	(D)	(D)	CC
7217	Carpet and upholstery cleaning	4	(D)	(D)	(D)	BB
7218	Industrial laundriers*	1	(D)	(D)	(D)	BB
7212, 9	Other laundry, cleaning, and garment services*	3	151	72	6	4
722	Photographic studios, portrait	12	4 065	896	218	101
723, 4	Beauty and barber shops	71	7 331	3 418	825	294
723	Beauty shops	64	6 785	3 028	729	274
724	Barber shops	7	546	390	96	20
725	Shoe repair shops and shoeshine parlors	4	699	160	41	11
726	Funeral service and crematories	24	9 918	2 117	505	140
729	Miscellaneous personal services	18	4 906	1 809	646	496
73	Business services	213	126 783	52 520	12 175	4 558
731	Advertising	13	5 835	1 900	426	75
732	Consumer credit reporting agencies, mercantile reporting agencies, and adjustment and collection agencies	8	(D)	(D)	(D)	BB
733	Mailing, reproduction, commercial art and photography, and stenographic services	19	(D)	(D)	(D)	BB
734	Services to dwellings and other buildings	44	24 610	12 810	2 833	1 072
735	Miscellaneous equipment rental and leasing	25	24 777	4 972	1 163	219
736	Personnel supply services	14	(D)	(D)	(D)	GG
737	Computer programming, data processing, and other computer related services	30	16 699	5 012	1 374	199
7371, 2, 3	Computer programming, prepackaged software, and integrated systems	18	(D)	(D)	(D)	BB
7374, 5, 6	Data processing services	5	(D)	(D)	(D)	CC
7377, 8, 9	Computer rental and leasing, maintenance, and related services, n.e.c.	7	(D)	(D)	(D)	AA
738	Miscellaneous business services	60	25 766	11 550	2 849	994
75	Automotive repair, services, and parking	142	37 545	8 622	2 106	601
751	Automotive rental and leasing, without drivers	18	(D)	(D)	(D)	CC
752	Automobile parking	15	(D)	(D)	(D)	BB
753	Automotive repair shops	83	19 885	5 084	1 244	317
7532	Top, body, and upholstery repair shops and paint shops	26	6 951	1 491	404	96
7538	General automotive repair shops	43	8 600	2 557	592	153
7533, 4, 6, 7, 9	Other automotive repair shops	14	4 334	1 036	248	68
754	Automotive services, except repair	26	4 805	1 330	323	133
76	Miscellaneous repair services	58	22 433	7 846	1 837	381
762	Electrical repair shops	18	(D)	(D)	(D)	CC
7622	Radio and television repair shops	3	(D)	(D)	(D)	AA
7623, 9	Other electrical and electronic repair shops	15	(D)	(D)	(D)	CC
763	Watch, clock, and jewelry repair	1	(D)	(D)	(D)	AA
764	Reupholstery and furniture repair	9	(D)	(D)	(D)	BB
769	Miscellaneous repair and related services	30	(D)	(D)	(D)	CC
78, 79, 84	Amusement and recreation services, including motion pictures and museums	76	32 110	6 997	1 455	593
781, 2	Motion picture production, distribution, and services	6	(D)	(D)	(D)	AA
783	Motion picture theaters	3	(D)	(D)	(D)	BB
784	Video tape rental	24	(D)	(D)	(D)	BB
792	Theatrical producers (except motion picture), bands, orchestras, and entertainers	1	(D)	(D)	(D)	AA
793	Bowling centers	5	2 820	778	191	101
79 ex. 792, 3, 84	Commercial sports and other amusement and recreation services, including museums	37	18 675	4 401	858	309
80	Health services	457	323 426	130 196	28 262	4 468
801	Offices and clinics of doctors of medicine	265	202 517	87 456	18 548	1 698
802	Offices and clinics of dentists	91	32 897	10 762	2 236	473
803	Offices and clinics of doctors of osteopathy	9	2 880	973	209	41
804	Offices and clinics of other health practitioners	43	14 304	3 584	796	187
805	Nursing and personal care facilities	14	(D)	(D)	(D)	GG
806	Hospitals	1	(D)	(D)	(D)	CC
807, 8, 9	Other health services	34	(D)	(D)	(D)	FF
81	Legal services	190	163 447	46 457	9 800	1 555
823, 4, 9	Selected educational services	11	(D)	(D)	(D)	CC

Table 6. Summary Statistics for Firms Subject to Federal Income Tax for Counties With 350 Establishments or More: 1992 — Con.

[Includes only establishments with payroll. For meaning of abbreviations and symbols, see introductory text. For explanation of terms and comparability of 1987 and 1992 censuses, see appendix A. For information on geographic areas followed by ▲, see appendix F.]

SIC code	Geographic area and kind of business or operation	Establishments (number)	Receipts (\$1,000)	Annual payroll (\$1,000)	First-quarter payroll (\$1,000)	Paid employees for pay period including March 12 (number)
KANAWHA COUNTY — Con.						
83	Social services	35	(D)	(D)	(D)	EE
835	Child day care services	8	(D)	(D)	(D)	BB
832, 3, 6, 9	Other social services	27	(D)	(D)	(D)	EE
87 ex. 8733	Engineering, accounting, research, management, and related services (except noncommercial research organizations)	210	128 108	45 213	10 553	1 832
871	Engineering, architectural, and surveying services	64	45 377	16 966	4 038	596
872	Accounting, auditing, and bookkeeping services	80	39 456	11 221	2 603	447
873 ex. 8733	Research, development, and testing services (except noncommercial research organizations)	15	(D)	(D)	(D)	EE
874	Management and public relations services	51	(D)	(D)	(D)	EE
89	Services, n.e.c.	16	4 379	1 744	345	58
MERCER COUNTY						
	Total	410	213 345	79 578	17 605	3 524
70 ex. 704	Hotels, rooming houses, camps, and other lodging places (except membership lodging)	13	8 685	1 638	441	218
7011	Hotels and motels	13	8 685	1 638	441	218
7011 pt.	Hotels	3	6 103	1 167	371	158
7011 pt.	Motels, motor hotels, and tourist courts	10	2 582	471	70	60
702, 3	Other lodging places	—	—	—	—	—
72	Personal services	51	7 808	2 606	618	241
721	Laundry, cleaning, and garment services	8	700	292	72	30
7211	Power laundries, family and commercial*	—	—	—	—	—
7213	Linen supply*	—	—	—	—	—
7215	Coin-operated laundries and drycleaning	2	(D)	(D)	(D)	AA
7216	Drycleaning plants, except rug cleaning*	5	596	252	62	24
7217	Carpet and upholstery cleaning	1	(D)	(D)	(D)	AA
7218	Industrial laundries*	—	—	—	—	—
7212, 9	Other laundry, cleaning, and garment services*	—	—	—	—	—
722	Photographic studios, portrait	3	691	125	26	13
723, 4	Beauty and barber shops	30	2 631	1 073	243	117
723	Beauty shops	29	(D)	(D)	(D)	CC
724	Barber shops	1	(D)	(D)	(D)	AA
725	Shoe repair shops and shoeshine parlors	1	(D)	(D)	(D)	AA
726	Funeral service and crematories	6	3 351	876	212	36
729	Miscellaneous personal services	3	(D)	(D)	(D)	BB
73	Business services	29	12 846	4 380	927	396
731	Advertising	2	(D)	(D)	(D)	AA
732	Consumer credit reporting agencies, mercantile reporting agencies, and adjustment and collection agencies	1	(D)	(D)	(D)	AA
733	Mailing, reproduction, commercial art and photography, and stenographic services	—	—	—	—	—
734	Services to dwellings and other buildings	5	1 042	358	88	32
735	Miscellaneous equipment rental and leasing	6	2 278	624	98	32
736	Personnel supply services	3	(D)	(D)	(D)	CC
737	Computer programming, data processing, and other computer related services	4	(D)	(D)	(D)	BB
7371, 2, 3	Computer programming, prepackaged software, and integrated systems	2	(D)	(D)	(D)	AA
7374, 5, 6	Data processing services	2	(D)	(D)	(D)	BB
7377, 8, 9	Computer rental and leasing, maintenance, and related services, n.e.c.	—	—	—	—	—
738	Miscellaneous business services	8	2 687	1 500	323	117
75	Automotive repair, services, and parking	37	7 590	2 180	516	150
751	Automotive rental and leasing, without drivers	6	1 344	150	31	13
752	Automobile parking	—	—	—	—	—
753	Automotive repair shops	24	5 040	1 679	408	105
7532	Top, body, and upholstery repair shops and paint shops	6	716	164	46	16
7538	General automotive repair shops	12	2 238	814	203	48
7533, 4, 6, 7, 9	Other automotive repair shops	6	2 086	701	159	41
754	Automotive services, except repair	7	1 206	351	77	32
76	Miscellaneous repair services	23	27 589	10 186	2 378	414
762	Electrical repair shops	5	1 620	796	170	42
7622	Radio and television repair shops	1	(D)	(D)	(D)	AA
7623, 9	Other electrical and electronic repair shops	4	(D)	(D)	(D)	BB
763	Watch, clock, and jewelry repair	—	—	—	—	—
764	Reupholstery and furniture repair	3	(D)	(D)	(D)	AA
769	Miscellaneous repair and related services	15	(D)	(D)	(D)	EE

Table 6. Summary Statistics for Firms Subject to Federal Income Tax for Counties With 350 Establishments or More: 1992 — Con.

[Includes only establishments with payroll. For meaning of abbreviations and symbols, see introductory text. For explanation of terms and comparability of 1987 and 1992 censuses, see appendix A. For information on geographic areas followed by ▲, see appendix F]

SIC code	Geographic area and kind of business or operation	Establishments (number)	Receipts (\$1,000)	Annual payroll (\$1,000)	First-quarter payroll (\$1,000)	Paid employees for pay period including March 12 (number)
MERCER COUNTY—Con.						
78, 79, 84	Amusement and recreation services, including motion pictures and museums	25	5 870	1 166	279	146
781, 2	Motion picture production, distribution, and services	—	—	—	—	—
783	Motion picture theaters	2	(D)	(D)	(D)	BB
784	Video tape rental	8	718	133	37	28
792	Theatrical producers (except motion picture), bands, orchestras, and entertainers	—	—	—	—	—
793	Bowling centers	2	(D)	(D)	(D)	BB
79 ex. 792, 3; 84	Commercial sports and other amusement and recreation services, including museums	13	2 613	514	111	62
80	Health services	159	114 507	47 633	10 093	1 500
801	Offices and clinics of doctors of medicine	92	56 702	29 266	5 767	546
802	Offices and clinics of dentists	23	6 324	1 848	401	100
803	Offices and clinics of doctors of osteopathy	6	4 851	1 368	334	32
804	Offices and clinics of other health practitioners	13	3 487	545	151	42
805	Nursing and personal care facilities	7	6 146	2 570	560	224
806	Hospitals	2	(D)	(D)	(D)	EE
807, 8, 9	Other health services	16	(D)	(D)	(D)	CC
81	Legal services	31	14 367	3 637	836	193
823, 4, 9	Selected educational services	1	(D)	(D)	(D)	AA
83	Social services	6	(D)	(D)	(D)	BB
835	Child day care services	3	(D)	(D)	(D)	AA
832, 3, 6, 9	Other social services	3	(D)	(D)	(D)	AA
87 ex. 8733	Engineering, accounting, research, management, and related services (except noncommercial research organizations)	35	13 060	5 614	1 390	237
871	Engineering, architectural, and surveying services	9	5 060	2 097	475	63
872	Accounting, auditing, and bookkeeping services	21	4 721	1 402	351	88
873 ex. 8733	Research, development, and testing services (except noncommercial research organizations)	—	—	—	—	—
874	Management and public relations services	5	3 279	2 115	564	86
89	Services, n.e.c.	—	—	—	—	—
MONONGALIA COUNTY						
	Total	525	298 219	108 704	25 050	5 141
70 ex. 704	Hotels, rooming houses, camps, and other lodging places (except membership lodging)	15	(D)	(D)	(D)	EE
7011	Hotels and motels	14	18 814	5 281	1 175	451
7011 pt.	Hotels	7	13 962	4 047	906	306
7011 pt.	Motels, motor hotels, and tourist courts	7	4 852	1 234	269	145
702, 3	Other lodging places	1	(D)	(D)	(D)	AA
72	Personal services	65	18 319	6 356	1 455	457
721	Laundry, cleaning, and garment services	15	11 375	3 892	923	235
7211	Power laundries, family and commercial*	1	(D)	(D)	(D)	BB
7213	Linen supply*	1	(D)	(D)	(D)	AA
7215	Coin-operated laundries and drycleaning	5	(D)	(D)	(D)	AA
7216	Drycleaning plants, except rug cleaning*	5	1 147	492	116	43
7217	Carpet and upholstery cleaning	1	(D)	(D)	(D)	AA
7218	Industrial launderers*	1	(D)	(D)	(D)	CC
7212, 9	Other laundry, cleaning, and garment services*	1	(D)	(D)	(D)	AA
722	Photographic studios, portrait	6	623	99	20	11
723, 4	Beauty and barber shops	30	3 325	1 515	346	155
723	Beauty shops	29	(D)	(D)	(D)	CC
724	Barber shops	1	(D)	(D)	(D)	AA
725	Shoe repair shops and shoeshine parlors	1	(D)	(D)	(D)	AA
726	Funeral service and crematories	7	2 492	728	136	33
729	Miscellaneous personal services	6	(D)	(D)	(D)	AA
73	Business services	68	23 772	7 383	1 717	636
731	Advertising	5	(D)	(D)	(D)	AA
732	Consumer credit reporting agencies, mercantile reporting agencies, and adjustment and collection agencies	4	1 760	658	168	58
733	Mailing, reproduction, commercial art and photography, and stenographic services	6	1 077	253	56	31
734	Services to dwellings and other buildings	15	2 281	1 213	255	165
735	Miscellaneous equipment rental and leasing	11	9 293	1 917	432	91
736	Personnel supply services	5	979	728	183	137
737	Computer programming, data processing, and other computer related services	8	5 325	1 731	436	55
7371, 2, 3	Computer programming, prepackaged software, and integrated systems	5	(D)	(D)	(D)	BB
7374, 5, 6	Data processing services	2	(D)	(D)	(D)	AA
7377, 8, 9	Computer rental and leasing, maintenance, and related services, n.e.c.	1	(D)	(D)	(D)	AA
738	Miscellaneous business services	14	(D)	(D)	(D)	BB

Table 6. Summary Statistics for Firms Subject to Federal Income Tax for Counties With 350 Establishments or More: 1992 — Con.

[Includes only establishments with payroll. For meaning of abbreviations and symbols, see introductory text. For explanation of terms and comparability of 1987 and 1992 censuses, see appendix A. For information on geographic areas followed by ▲, see appendix F]

SIC code	Geographic area and kind of business or operation	Establishments (number)	Receipts (\$1,000)	Annual payroll (\$1,000)	First-quarter payroll (\$1,000)	Paid employees for pay period including March 12 (number)
MONONGALIA COUNTY — Con.						
75	Automotive repair, services, and parking	57	13 045	3 450	813	242
751	Automotive rental and leasing, without drivers	2	(D)	(D)	(D)	AA
752	Automobile parking	—	—	—	—	—
753	Automotive repair shops	45	9 925	2 708	643	165
7532	Top, body, and upholstery repair shops and paint shops	15	3 249	959	242	61
7538	General automotive repair shops	18	3 241	906	204	49
7533, 4, 6, 7, 9	Other automotive repair shops	12	3 435	843	197	55
754	Automotive services, except repair	10	(D)	(D)	(D)	BB
76	Miscellaneous repair services	23	21 897	7 427	1 973	320
762	Electrical repair shops	7	3 174	431	102	31
7622	Radio and television repair shops	2	(D)	(D)	(D)	AA
7623, 9	Other electrical and electronic repair shops	5	(D)	(D)	(D)	AA
763	Watch, clock, and jewelry repair	—	—	—	—	—
764	Reupholstery and furniture repair	3	198	43	7	5
769	Miscellaneous repair and related services	13	18 525	6 953	1 864	284
78, 79, 84	Amusement and recreation services, including motion pictures and museums	30	9 080	1 997	391	221
781, 2	Motion picture production, distribution, and services	—	—	—	—	—
783	Motion picture theaters	2	(D)	(D)	(D)	BB
784	Video tape rental	4	(D)	(D)	(D)	BB
792	Theatrical producers (except motion picture), bands, orchestras, and entertainers	—	—	—	—	—
793	Bowling centers	2	(D)	(D)	(D)	BB
79 ex. 792, 3; 84	Commercial sports and other amusement and recreation services, including museums	22	4 612	940	186	103
80	Health services	137	115 362	47 046	10 821	1 622
801	Offices and clinics of doctors of medicine	62	54 288	26 423	6 163	597
802	Offices and clinics of dentists	28	10 389	2 751	614	149
803	Offices and clinics of doctors of osteopathy	4	1 358	232	51	23
804	Offices and clinics of other health practitioners	22	6 499	2 061	413	98
805	Nursing and personal care facilities	5	8 079	3 723	883	276
806	Hospitals	2	(D)	(D)	(D)	EE
807, 8, 9	Other health services	14	(D)	(D)	(D)	CC
81	Legal services	51	18 444	6 435	956	171
823, 4, 9	Selected educational services	4	(D)	(D)	(D)	BB
83	Social services	15	4 740	1 772	411	205
835	Child day care services	11	(D)	(D)	(D)	CC
832, 3, 6, 9	Other social services	4	(D)	(D)	(D)	BB
87 ex. 8733	Engineering, accounting, research, management, and related services (except noncommercial research organizations)	56	50 410	20 360	5 146	767
871	Engineering, architectural, and surveying services	20	32 902	14 020	3 525	446
872	Accounting, auditing, and bookkeeping services	15	4 461	1 759	451	160
873 ex. 8733	Research, development, and testing services (except noncommercial research organizations)	7	2 740	893	179	27
874	Management and public relations services	14	10 307	3 688	991	134
89	Services, n.e.c.	4	(D)	(D)	(D)	AA
OHIO COUNTY						
	Total	486	231 338	85 793	18 434	4 062
70 ex. 704	Hotels, rooming houses, camps, and other lodging places (except membership lodging)	5	6 017	1 619	314	189
7011	Hotels and motels	5	6 017	1 619	314	189
7011 pt.	Hotels	2	(D)	(D)	(D)	BB
7011 pt.	Motels, motor hotels, and tourist courts	3	(D)	(D)	(D)	CC
702, 3	Other lodging places	—	—	—	—	—
72	Personal services	68	14 326	5 415	1 389	506
721	Laundry, cleaning, and garment services	14	5 790	2 337	568	185
7211	Power laundries, family and commercial*	2	(D)	(D)	(D)	BB
7213	Linen supply*	2	(D)	(D)	(D)	BB
7215	Coin-operated laundries and drycleaning	1	(D)	(D)	(D)	AA
7216	Drycleaning plants, except rug cleaning*	4	902	282	72	41
7217	Carpet and upholstery cleaning	5	(D)	(D)	(D)	AA
7218	Industrial launderers*	—	—	—	—	—
7212, 9	Other laundry, cleaning, and garment services*	—	—	—	—	—
722	Photographic studios, portrait	4	832	140	32	17
723, 4	Beauty and barber shops	31	(D)	(D)	(D)	CC
723	Beauty shops	26	(D)	(D)	(D)	CC
724	Barber shops	5	(D)	(D)	(D)	AA
725	Shoe repair shops and shoeshine parlors	1	(D)	(D)	(D)	AA
726	Funeral service and crematories	10	(D)	(D)	(D)	BB
729	Miscellaneous personal services	8	(D)	(D)	(D)	BB

Table 6. Summary Statistics for Firms Subject to Federal Income Tax for Counties With 350 Establishments or More: 1992 — Con.

[Includes only establishments with payroll. For meaning of abbreviations and symbols, see introductory text. For explanation of terms and comparability of 1987 and 1992 censuses, see appendix A. For information on geographic areas followed by ▲, see appendix F]

SIC code	Geographic area and kind of business or operation	Establishments (number)	Receipts (\$1,000)	Annual payroll (\$1,000)	First-quarter payroll (\$1,000)	Paid employees for pay period including March 12 (number)
OHIO COUNTY — Con.						
73	Business services	63	32 187	12 614	2 709	933
731	Advertising	7	3 581	986	235	44
732	Consumer credit reporting agencies, mercantile reporting agencies, and adjustment and collection agencies	2	(D)	(D)	(D)	BB
733	Mailing, reproduction, commercial art and photography, and stenographic services	4	(D)	(D)	(D)	BB
734	Services to dwellings and other buildings	12	(D)	(D)	(D)	CC
735	Miscellaneous equipment rental and leasing	8	(D)	(D)	(D)	BB
736	Personnel supply services	11	(D)	(D)	(D)	EE
737	Computer programming, data processing, and other computer related services	9	(D)	(D)	(D)	BB
7371, 2, 3	Computer programming, prepackaged software, and integrated systems	6	(D)	(D)	(D)	BB
7374, 5, 6	Data processing services	2	(D)	(D)	(D)	BB
7377, 8, 9	Computer rental and leasing, maintenance, and related services, n.e.c.	1	(D)	(D)	(D)	AA
738	Miscellaneous business services	10	(D)	(D)	(D)	CC
75	Automotive repair, services, and parking	48	12 885	3 637	901	276
751	Automotive rental and leasing, without drivers	1	(D)	(D)	(D)	AA
752	Automobile parking	9	(D)	(D)	(D)	AA
753	Automotive repair shops	29	(D)	(D)	(D)	CC
7532	Top, body, and upholstery repair shops and paint shops	9	2 092	519	125	31
7538	General automotive repair shops	12	(D)	(D)	(D)	BB
7533, 4, 6, 7, 9	Other automotive repair shops	8	(D)	(D)	(D)	BB
754	Automotive services, except repair	9	(D)	(D)	(D)	BB
76	Miscellaneous repair services	18	13 712	3 839	895	158
762	Electrical repair shops	6	(D)	(D)	(D)	BB
7622	Radio and television repair shops	2	(D)	(D)	(D)	AA
7623, 9	Other electrical and electronic repair shops	4	(D)	(D)	(D)	BB
763	Watch, clock, and jewelry repair	1	(D)	(D)	(D)	AA
764	Reupholstery and furniture repair	1	(D)	(D)	(D)	AA
769	Miscellaneous repair and related services	10	(D)	(D)	(D)	CC
78, 79, 84	Amusement and recreation services, including motion pictures and museums	20	22 456	4 706	1 042	375
781, 2	Motion picture production, distribution, and services	2	(D)	(D)	(D)	AA
783	Motion picture theaters	1	(D)	(D)	(D)	AA
784	Video tape rental	3	(D)	(D)	(D)	AA
792	Theatrical producers (except motion picture), bands, orchestras, and entertainers	1	(D)	(D)	(D)	AA
793	Bowling centers	2	(D)	(D)	(D)	BB
79 ex. 792, 3; 84	Commercial sports and other amusement and recreation services, including museums	11	16 674	4 115	931	339
80	Health services	163	79 676	35 612	7 515	1 035
801	Offices and clinics of doctors of medicine	100	64 280	30 910	6 432	731
802	Offices and clinics of dentists	36	8 813	2 158	473	150
803	Offices and clinics of doctors of osteopathy	3	(D)	(D)	(D)	AA
804	Offices and clinics of other health practitioners	12	2 159	461	107	44
805	Nursing and personal care facilities	3	(D)	(D)	(D)	BB
806	Hospitals	—	—	—	—	—
807, 8, 9	Other health services	9	2 056	1 022	241	50
81	Legal services	47	28 498	8 064	1 197	263
823, 4, 9	Selected educational services	1	(D)	(D)	(D)	AA
83	Social services	10	(D)	(D)	(D)	BB
835	Child day care services	5	(D)	(D)	(D)	BB
832, 3, 6, 9	Other social services	5	(D)	(D)	(D)	BB
87 ex. 8733	Engineering, accounting, research, management, and related services (except noncommercial research organizations)	43	(D)	(D)	(D)	EE
871	Engineering, architectural, and surveying services	13	(D)	(D)	(D)	BB
872	Accounting, auditing, and bookkeeping services	19	(D)	(D)	(D)	BB
873 ex. 8733	Research, development, and testing services (except noncommercial research organizations)	4	(D)	(D)	(D)	BB
874	Management and public relations services	7	(D)	(D)	(D)	BB
89	Services, n.e.c.	—	—	—	—	—

Table 6. Summary Statistics for Firms Subject to Federal Income Tax for Counties With 350 Establishments or More: 1992 — Con.

[Includes only establishments with payroll. For meaning of abbreviations and symbols, see introductory text. For explanation of terms and comparability of 1987 and 1992 censuses, see appendix A. For information on geographic areas followed by ▲, see appendix F]

SIC code	Geographic area and kind of business or operation	Establishments (number)	Receipts (\$1,000)	Annual payroll (\$1,000)	First-quarter payroll (\$1,000)	Paid employees for pay period including March 12 (number)
RALEIGH COUNTY						
	Total	522	308 086	103 960	23 201	5 498
70 ex. 704	Hotels, rooming houses, camps, and other lodging places (except membership lodging)	17	(D)	(D)	(D)	EE
7011	Hotels and motels	16	14 383	3 995	828	353
7011 pt.	Hotels	4	6 415	2 119	449	147
7011 pt.	Motels, motor hotels, and tourist courts	12	7 968	1 876	379	206
702, 3	Other lodging places	1	(D)	(D)	(D)	AA
72	Personal services	57	9 859	3 441	814	338
721	Laundry, cleaning, and garment services	12	1 945	642	124	79
7211	Power laundries, family and commercial*	1	(D)	(D)	(D)	AA
7213	Linen supply*	1	(D)	(D)	(D)	AA
7215	Coin-operated laundries and drycleaning	—	—	—	—	—
7216	Drycleaning plants, except rug cleaning*	5	(D)	(D)	(D)	BB
7217	Carpet and upholstery cleaning	3	(D)	(D)	(D)	AA
7218	Industrial laundriers*	—	—	—	—	—
7212, 9	Other laundry, cleaning, and garment services*	2	(D)	(D)	(D)	AA
722	Photographic studios, portrait	2	(D)	(D)	(D)	AA
723, 4	Beauty and barber shops	29	2 669	1 111	263	123
723	Beauty shops	29	2 669	1 111	263	123
724	Barber shops	—	—	—	—	—
725	Shoe repair shops and shoeshine parlors	2	(D)	(D)	(D)	AA
726	Funeral service and crematories	5	3 567	1 259	289	44
729	Miscellaneous personal services	7	(D)	(D)	(D)	BB
73	Business services	65	28 857	8 815	1 989	1 038
731	Advertising	3	771	316	76	21
732	Consumer credit reporting agencies, mercantile reporting agencies, and adjustment and collection agencies	5	620	328	75	28
733	Mailing, reproduction, commercial art and photography, and stenographic services	2	(D)	(D)	(D)	AA
734	Services to dwellings and other buildings	15	4 146	1 738	401	179
735	Miscellaneous equipment rental and leasing	19	18 784	3 772	883	145
736	Personnel supply services	4	(D)	(D)	(D)	FF
737	Computer programming, data processing, and other computer related services	2	(D)	(D)	(D)	AA
7371, 2, 3	Computer programming, prepackaged software, and integrated systems	—	—	—	—	—
7374, 5, 6	Data processing services	1	(D)	(D)	(D)	AA
7377, 8, 9	Computer rental and leasing, maintenance, and related services, n.e.c.	1	(D)	(D)	(D)	AA
738	Miscellaneous business services	15	2 076	916	187	102
75	Automotive repair, services, and parking	41	10 279	2 193	481	135
751	Automotive rental and leasing, without drivers	6	2 576	310	68	21
752	Automobile parking	—	—	—	—	—
753	Automotive repair shops	26	6 126	1 471	337	77
7532	Top, body, and upholstery repair shops and paint shops	5	2 026	459	109	20
7538	General automotive repair shops	12	2 454	634	130	33
7533, 4, 6, 7, 9	Other automotive repair shops	9	1 646	378	98	24
754	Automotive services, except repair	9	1 577	412	76	37
76	Miscellaneous repair services	33	15 100	4 218	1 010	206
762	Electrical repair shops	10	5 244	1 678	416	76
7622	Radio and television repair shops	1	(D)	(D)	(D)	AA
7623, 9	Other electrical and electronic repair shops	9	(D)	(D)	(D)	BB
763	Watch, clock, and jewelry repair	—	—	—	—	—
764	Reupholstery and furniture repair	2	(D)	(D)	(D)	AA
769	Miscellaneous repair and related services	21	(D)	(D)	(D)	CC
78, 79, 84	Amusement and recreation services, including motion pictures and museums	23	5 760	1 460	326	168
781, 2	Motion picture production, distribution, and services	—	—	—	—	—
783	Motion picture theaters	2	(D)	(D)	(D)	BB
784	Video tape rental	7	1 178	208	58	33
792	Theatrical producers (except motion picture), bands, orchestras, and entertainers	—	—	—	—	—
793	Bowling centers	2	(D)	(D)	(D)	BB
79 ex. 792, 3, 84	Commercial sports and other amusement and recreation services, including museums	12	1 921	602	121	71
80	Health services	179	169 360	62 019	13 453	2 544
801	Offices and clinics of doctors of medicine	91	52 619	23 469	4 849	532
802	Offices and clinics of dentists	28	8 571	3 108	606	132
803	Offices and clinics of doctors of osteopathy	5	2 205	1 021	221	35
804	Offices and clinics of other health practitioners	19	6 345	2 281	377	75
805	Nursing and personal care facilities	10	13 727	5 407	1 303	490
806	Hospitals	2	(D)	(D)	(D)	GG
807, 8, 9	Other health services	24	(D)	(D)	(D)	CC
81	Legal services	33	10 727	2 329	555	133
823, 4, 9	Selected educational services	2	(D)	(D)	(D)	AA

Table 6. Summary Statistics for Firms Subject to Federal Income Tax for Counties With 350 Establishments or More: 1992 — Con.

[Includes only establishments with payroll. For meaning of abbreviations and symbols, see introductory text. For explanation of terms and comparability of 1987 and 1992 censuses, see appendix A. For information on geographic areas followed by ▲, see appendix F]

SIC code	Geographic area and kind of business or operation	Establishments (number)	Receipts (\$1,000)	Annual payroll (\$1,000)	First-quarter payroll (\$1,000)	Paid employees for pay period including March 12 (number)
RALEIGH COUNTY — Con.						
83	Social services	7	1 108	415	94	50
835	Child day care services	5	(D)	(D)	(D)	BB
832, 3, 6, 9	Other social services	2	(D)	(D)	(D)	AA
87 ex. 8733	Engineering, accounting, research, management, and related services (except noncommercial research organizations)	61	37 924	13 466	3 279	451
871	Engineering, architectural, and surveying services	22	18 593	5 296	1 272	183
872	Accounting, auditing, and bookkeeping services	23	6 760	2 016	420	87
873 ex. 8733	Research, development, and testing services (except noncommercial research organizations)	6	6 178	3 082	803	107
874	Management and public relations services	10	6 393	3 072	784	74
89	Services, n.e.c.	4	(D)	(D)	(D)	BB
WOOD COUNTY						
	Total	570	340 344	111 612	25 760	6 091
70 ex. 704	Hotels, rooming houses, camps, and other lodging places (except membership lodging)	9	11 528	3 077	743	340
7011	Hotels and motels	9	11 528	3 077	743	340
7011 pt.	Hotels	1	(D)	(D)	(D)	AA
7011 pt.	Motels, motor hotels, and tourist courts	8	(D)	(D)	(D)	EE
702, 3	Other lodging places	—	—	—	—	—
72	Personal services	74	14 764	5 128	1 278	533
721	Laundry, cleaning, and garment services	13	4 080	1 354	358	136
7211	Power laundries, family and commercial*	—	—	—	—	—
7213	Linen supply*	1	(D)	(D)	(D)	AA
7215	Coin-operated laundries and drycleaning	4	(D)	(D)	(D)	AA
7216	Drycleaning plants, except rug cleaning*	7	1 805	722	209	82
7217	Carpet and upholstery cleaning	—	—	—	—	—
7218	Industrial launderers*	1	(D)	(D)	(D)	AA
7212, 9	Other laundry, cleaning, and garment services*	—	—	—	—	—
722	Photographic studios, portrait	8	1 940	513	108	48
723, 4	Beauty and barber shops	37	4 299	1 852	446	187
723	Beauty shops	37	4 299	1 852	446	187
724	Barber shops	—	—	—	—	—
725	Shoe repair shops and shoeshine parlors	1	(D)	(D)	(D)	AA
726	Funeral service and crematories	7	3 684	1 004	245	84
729	Miscellaneous personal services	8	(D)	(D)	(D)	BB
73	Business services	93	133 728	38 551	9 099	2 151
731	Advertising	7	(D)	(D)	(D)	BB
732	Consumer credit reporting agencies, mercantile reporting agencies, and adjustment and collection agencies	4	(D)	(D)	(D)	BB
733	Mailing, reproduction, commercial art and photography, and stenographic services	5	(D)	(D)	(D)	BB
734	Services to dwellings and other buildings	20	4 439	1 727	367	145
735	Miscellaneous equipment rental and leasing	14	7 189	2 120	446	90
736	Personnel supply services	11	15 525	12 153	2 881	651
737	Computer programming, data processing, and other computer related services	6	4 056	1 021	272	39
7371, 2, 3	Computer programming, prepackaged software, and integrated systems	4	(D)	(D)	(D)	BB
7374, 5, 6	Data processing services	1	(D)	(D)	(D)	AA
7377, 8, 9	Computer rental and leasing, maintenance, and related services, n.e.c.	1	(D)	(D)	(D)	AA
738	Miscellaneous business services	26	(D)	(D)	(D)	GG
75	Automotive repair, services, and parking	66	19 583	4 406	994	339
751	Automotive rental and leasing, without drivers	7	(D)	(D)	(D)	BB
752	Automobile parking	—	—	—	—	—
753	Automotive repair shops	48	12 018	3 013	694	206
7532	Top, body, and upholstery repair shops and paint shops	9	1 471	315	78	25
7538	General automotive repair shops	19	4 148	1 060	243	79
7533, 4, 6, 7, 9	Other automotive repair shops	20	6 399	1 638	373	102
754	Automotive services, except repair	11	(D)	(D)	(D)	BB
76	Miscellaneous repair services	30	8 932	2 605	604	155
762	Electrical repair shops	11	(D)	(D)	(D)	CC
7622	Radio and television repair shops	1	(D)	(D)	(D)	AA
7623, 9	Other electrical and electronic repair shops	10	(D)	(D)	(D)	BB
763	Watch, clock, and jewelry repair	1	(D)	(D)	(D)	AA
764	Reupholstery and furniture repair	2	(D)	(D)	(D)	AA
769	Miscellaneous repair and related services	16	(D)	(D)	(D)	BB

Table 6. Summary Statistics for Firms Subject to Federal Income Tax for Counties With 350 Establishments or More: 1992 — Con.

[Includes only establishments with payroll. For meaning of abbreviations and symbols, see introductory text. For explanation of terms and comparability of 1987 and 1992 censuses, see appendix A. For information on geographic areas followed by ▲, see appendix F]

SIC code	Geographic area and kind of business or operation	Establishments (number)	Receipts (\$1,000)	Annual payroll (\$1,000)	First-quarter payroll (\$1,000)	Paid employees for pay period including March 12 (number)
WOOD COUNTY — Con.						
78, 79, 84	Amusement and recreation services, including motion pictures and museums	33	11 049	2 262	461	205
781, 2	Motion picture production, distribution, and services	—	—	—	—	—
783	Motion picture theaters	3	(D)	(D)	(D)	BB
784	Video tape rental	7	(D)	(D)	(D)	BB
792	Theatrical producers (except motion picture), bands, orchestras, and entertainers	—	—	—	—	—
793	Bowling centers	2	(D)	(D)	(D)	BB
79 ex. 792, 3; 84	Commercial sports and other amusement and recreation services, including museums	21	5 380	1 237	211	85
80	Health services	159	103 461	43 662	9 636	1 718
801	Offices and clinics of doctors of medicine	88	57 355	26 144	5 557	605
802	Offices and clinics of dentists	26	9 355	3 134	694	153
803	Offices and clinics of doctors of osteopathy	2	(D)	(D)	(D)	AA
804	Offices and clinics of other health practitioners	26	7 462	1 989	438	121
805	Nursing and personal care facilities	8	16 692	7 447	1 826	648
806	Hospitals	1	(D)	(D)	(D)	CC
807, 8, 9	Other health services	8	(D)	(D)	(D)	BB
81	Legal services	46	10 591	2 166	545	134
823, 4, 9	Selected educational services	5	2 604	1 019	242	74
83	Social services	13	(D)	(D)	(D)	CC
835	Child day care services	10	(D)	(D)	(D)	BB
832, 3, 6, 9	Other social services	3	(D)	(D)	(D)	CC
87 ex. 8733	Engineering, accounting, research, management, and related services (except noncommercial research organizations)	41	20 618	7 125	1 751	276
871	Engineering, architectural, and surveying services	9	(D)	(D)	(D)	BB
872	Accounting, auditing, and bookkeeping services	18	7 020	2 666	720	136
873 ex. 8733	Research, development, and testing services (except noncommercial research organizations)	2	(D)	(D)	(D)	AA
874	Management and public relations services	12	(D)	(D)	(D)	BB
89	Services, n.e.c.	1	(D)	(D)	(D)	AA

Table 7a. Summary Statistics for Firms Subject to Federal Income Tax for Metropolitan Areas: 1992

[Includes only establishments with payroll. For meaning of abbreviations and symbols, see introductory text. For explanation of terms and comparability of 1987 and 1992 censuses, see appendix A. For definitions of CMSA's, MSA's, and PMSA's, see appendix D]

SIC code	Geographic area and kind of business or operation	Establishments (number)	Receipts (\$1,000)	Annual payroll (\$1,000)	First-quarter payroll (\$1,000)	Paid employees for pay period including March 12 (number)
CHARLESTON, WV MSA						
Total		1 772	1 042 576	372 466	83 638	18 916
70 ex. 704	Hotels, rooming houses, camps, and other lodging places (except membership lodging)	27	43 076	9 995	2 391	1 088
7011	Hotels and motels	27	43 076	9 995	2 391	1 088
7011 pt.	Hotels	7	(D)	(D)	(D)	FF
7011 pt.	Motels, motor hotels, and tourist courts	20	(D)	(D)	(D)	EE
702, 3	Other lodging places	—	—	—	—	—
72	Personal services	190	44 969	15 132	3 761	1 582
721	Laundry, cleaning, and garment services	42	15 602	5 897	1 339	429
7211	Power laundries, family and commercial*	2	(D)	(D)	(D)	BB
7213	Linen supply*	1	(D)	(D)	(D)	BB
7215	Coin-operated laundries and drycleaning	9	786	245	53	30
7216	Drycleaning plants, except rug cleaning*	19	4 894	2 283	582	188
7217	Carpet and upholstery cleaning	7	1 515	560	138	42
7218	Industrial launderers*	1	(D)	(D)	(D)	BB
7212, 9	Other laundry, cleaning, and garment services*	3	151	72	6	4
722	Photographic studios, portrait	12	4 065	896	218	101
723, 4	Beauty and barber shops	81	8 050	3 736	896	333
723	Beauty shops	74	7 504	3 346	800	313
724	Barber shops	7	546	390	96	20
725	Shoe repair shops and shoeshine parlors	4	699	160	41	11
726	Funeral service and crematories	28	11 056	2 495	579	170
729	Miscellaneous personal services	23	5 497	1 948	688	538

WV-40 WEST VIRGINIA

SERVICE INDUSTRIES—GEOGRAPHIC AREA SERIES

Table 7a. Summary Statistics for Firms Subject to Federal Income Tax for Metropolitan Areas: 1992 — Con.

[Includes only establishments with payroll. For meaning of abbreviations and symbols, see introductory text. For explanation of terms and comparability of 1987 and 1992 censuses, see appendix A. For definitions of CMSA's, MSA's, and PMSA's, see appendix D]

SIC code	Geographic area and kind of business or operation	Establishments (number)	Receipts (\$1,000)	Annual payroll (\$1,000)	First-quarter payroll (\$1,000)	Paid employees for pay period including March 12 (number)
CHARLESTON, WV MSA — Con.						
73	Business services	238	134 072	54 734	12 686	4 691
731	Advertising	13	5 835	1 900	426	75
732	Consumer credit reporting agencies, mercantile reporting agencies, and adjustment and collection agencies	9	6 220	1 973	465	109
733	Mailing, reproduction, commercial art and photography, and stenographic services	21	6 761	1 936	419	103
734	Services to dwellings and other buildings	49	25 270	13 132	2 915	1 102
735	Miscellaneous equipment rental and leasing	32	28 515	5 611	1 299	246
736	Personnel supply services	17	18 270	13 416	2 898	1 849
737	Computer programming, data processing, and other computer related services	33	17 001	5 121	1 392	203
7371, 2, 3	Computer programming, prepackaged software, and integrated systems	20	6 108	1 676	449	72
7374, 5, 6	Data processing services	5	(D)	(D)	(D)	CC
7377, 8, 9	Computer rental and leasing, maintenance, and related services, n.e.c.	8	(D)	(D)	(D)	BB
738	Miscellaneous business services	64	26 200	11 645	2 872	1 004
75	Automotive repair, services, and parking	159	41 109	9 401	2 286	661
751	Automotive rental and leasing, without drivers	19	11 632	2 056	503	129
752	Automobile parking	15	(D)	(D)	(D)	BB
753	Automotive repair shops	96	21 955	5 433	1 321	348
7532	Top, body, and upholstery repair shops and paint shops	31	7 783	1 633	434	109
7538	General automotive repair shops	51	9 838	2 764	639	171
7533, 4, 6, 7, 9	Other automotive repair shops	14	4 334	1 036	248	68
754	Automotive services, except repair	29	(D)	(D)	(D)	CC
76	Miscellaneous repair services	67	26 182	8 825	2 051	429
762	Electrical repair shops	19	9 260	3 486	797	165
7622	Radio and television repair shops	3	(D)	(D)	(D)	AA
7623, 9	Other electrical and electronic repair shops	16	(D)	(D)	(D)	CC
763	Watch, clock, and jewelry repair	1	(D)	(D)	(D)	AA
764	Reupholstery and furniture repair	11	1 161	399	84	39
769	Miscellaneous repair and related services	36	(D)	(D)	(D)	CC
78, 79, 84	Amusement and recreation services, including motion pictures and museums	89	34 825	7 655	1 543	656
781, 2	Motion picture production, distribution, and services	6	(D)	(D)	(D)	AA
783	Motion picture theaters	4	(D)	(D)	(D)	BB
784	Video tape rental	27	4 214	684	159	97
792	Theatrical producers (except motion picture), bands, orchestras, and entertainers	1	(D)	(D)	(D)	AA
793	Bowling centers	5	2 820	778	191	101
79 ex. 792, 3; 84	Commercial sports and other amusement and recreation services, including museums	46	20 386	4 897	911	350
80	Health services	499	360 908	141 831	30 849	5 115
801	Offices and clinics of doctors of medicine	278	208 010	89 490	18 995	1 765
802	Offices and clinics of dentists	104	37 714	11 473	2 387	534
803	Offices and clinics of doctors of osteopathy	13	3 819	1 143	249	53
804	Offices and clinics of other health practitioners	51	16 404	4 177	913	221
805	Nursing and personal care facilities	16	37 499	16 309	3 801	1 334
806	Hospitals	2	(D)	(D)	(D)	EE
807, 8, 9	Other health services	35	(D)	(D)	(D)	FF
81	Legal services	197	165 511	47 145	10 025	1 592
823, 4, 9	Selected educational services	12	7 591	2 007	483	115
83	Social services	39	17 626	6 436	1 522	470
835	Child day care services	11	1 257	592	129	82
832, 3, 6, 9	Other social services	28	16 369	5 844	1 393	388
87 ex. 8733	Engineering, accounting, research, management, and related services (except noncommercial research organizations)	239	162 328	67 561	15 696	2 459
871	Engineering, architectural, and surveying services	74	76 493	38 571	8 987	1 170
872	Accounting, auditing, and bookkeeping services	92	40 776	11 595	2 694	482
873 ex. 8733	Research, development, and testing services (except noncommercial research organizations)	17	14 740	5 725	1 330	417
874	Management and public relations services	56	30 319	11 670	2 685	390
89	Services, n.e.c.	16	4 379	1 744	345	58

Table 7a. Summary Statistics for Firms Subject to Federal Income Tax for Metropolitan Areas: 1992—Con.

[Includes only establishments with payroll. For meaning of abbreviations and symbols, see introductory text. For explanation of terms and comparability of 1987 and 1992 censuses, see appendix A. For definitions of CMSA's, MSA's, and PMSA's, see appendix D]

SIC code	Geographic area and kind of business or operation	Establishments (number)	Receipts (\$1,000)	Annual payroll (\$1,000)	First-quarter payroll (\$1,000)	Paid employees for pay period including March 12 (number)
CUMBERLAND, MD—WV MSA						
	Total	585	200 548	77 629	16 276	4 018
70 ex. 704	Hotels, rooming houses, camps, and other lodging places (except membership lodging)	17	8 938	2 249	483	277
7011	Hotels and motels	16	(D)	(D)	(D)	EE
7011 pt.	Hotels	6	(D)	(D)	(D)	CC
7011 pt.	Motels, motor hotels, and tourist courts	10	(D)	(D)	(D)	CC
702, 3	Other lodging places	1	(D)	(D)	(D)	AA
72	Personal services	104	16 877	5 178	1 248	561
721	Laundry, cleaning, and garment services	15	5 975	1 799	417	141
7211	Power laundries, family and commercial*	1	(D)	(D)	(D)	AA
7213	Linen supply*	—	—	—	—	—
7215	Coin-operated laundries and drycleaning	1	(D)	(D)	(D)	AA
7216	Drycleaning plants, except rug cleaning*	7	(D)	(D)	(D)	BB
7217	Carpet and upholstery cleaning	4	457	112	20	22
7218	Industrial laundriers*	1	(D)	(D)	(D)	BB
7212, 9	Other laundry, cleaning, and garment services*	1	(D)	(D)	(D)	AA
722	Photographic studios, portrait	3	793	176	37	18
723, 4	Beauty and barber shops	60	4 072	1 785	420	233
723	Beauty shops	59	(D)	(D)	(D)	CC
724	Barber shops	1	(D)	(D)	(D)	AA
725	Shoe repair shops and shoeshine parlors	—	—	—	—	—
726	Funeral service and crematories	17	4 575	880	202	71
729	Miscellaneous personal services	9	1 462	538	172	98
73	Business services	58	16 275	5 481	1 276	439
731	Advertising	4	963	367	88	32
732	Consumer credit reporting agencies, mercantile reporting agencies, and adjustment and collection agencies	2	(D)	(D)	(D)	AA
733	Mailing, reproduction, commercial art and photography, and stenographic services	3	452	96	22	11
734	Services to dwellings and other buildings	16	1 706	592	144	50
735	Miscellaneous equipment rental and leasing	11	4 210	884	192	53
736	Personnel supply services	3	(D)	(D)	(D)	AA
737	Computer programming, data processing, and other computer related services	7	713	256	86	34
7371, 2, 3	Computer programming, prepackaged software, and integrated systems	1	(D)	(D)	(D)	AA
7374, 5, 6	Data processing services	4	(D)	(D)	(D)	BB
7377, 8, 9	Computer rental and leasing, maintenance, and related services, n.e.c.	2	(D)	(D)	(D)	AA
738	Miscellaneous business services	12	7 471	3 006	682	237
75	Automotive repair, services, and parking	54	11 625	2 412	586	177
751	Automotive rental and leasing, without drivers	2	(D)	(D)	(D)	AA
752	Automobile parking	—	—	—	—	—
753	Automotive repair shops	46	10 552	2 171	532	153
7532	Top, body, and upholstery repair shops and paint shops	9	2 747	711	182	52
7538	General automotive repair shops	22	5 744	949	225	62
7533, 4, 6, 7, 9	Other automotive repair shops	15	2 061	511	125	39
754	Automotive services, except repair	6	(D)	(D)	(D)	BB
76	Miscellaneous repair services	24	6 787	2 364	512	133
762	Electrical repair shops	12	4 383	1 510	351	82
7622	Radio and television repair shops	2	(D)	(D)	(D)	AA
7623, 9	Other electrical and electronic repair shops	10	(D)	(D)	(D)	BB
763	Watch, clock, and jewelry repair	—	—	—	—	—
764	Reupholstery and furniture repair	3	687	292	43	16
769	Miscellaneous repair and related services	9	1 717	562	118	35
78, 79, 84	Amusement and recreation services, including motion pictures and museums	37	8 611	1 975	402	203
781, 2	Motion picture production, distribution, and services	—	—	—	—	—
783	Motion picture theaters	3	(D)	(D)	(D)	BB
784	Video tape rental	8	(D)	(D)	(D)	BB
792	Theatrical producers (except motion picture), bands, orchestras, and entertainers	—	—	—	—	—
793	Bowling centers	5	1 776	548	141	67
79 ex. 792, 3, 84	Commercial sports and other amusement and recreation services, including museums	21	3 677	813	135	56
80	Health services	194	109 843	48 407	9 648	1 761
801	Offices and clinics of doctors of medicine	110	58 798	29 592	5 298	569
802	Offices and clinics of dentists	41	9 838	3 238	752	196
803	Offices and clinics of doctors of osteopathy	—	—	—	—	—
804	Offices and clinics of other health practitioners	26	6 755	1 805	406	114
805	Nursing and personal care facilities	6	13 989	6 591	1 544	482
806	Hospitals	2	(D)	(D)	(D)	EE
807, 8, 9	Other health services	9	(D)	(D)	(D)	BB
81	Legal services	38	8 312	3 194	652	126
823, 4, 9	Selected educational services	1	(D)	(D)	(D)	BB

WV-42 WEST VIRGINIA

SERVICE INDUSTRIES—GEOGRAPHIC AREA SERIES

Table 7a. Summary Statistics for Firms Subject to Federal Income Tax for Metropolitan Areas: 1992—Con.

[Includes only establishments with payroll. For meaning of abbreviations and symbols, see introductory text. For explanation of terms and comparability of 1987 and 1992 censuses, see appendix A. For definitions of CMSA's, MSA's, and PMSA's, see appendix D]

SIC code	Geographic area and kind of business or operation	Establishments (number)	Receipts (\$1,000)	Annual payroll (\$1,000)	First-quarter payroll (\$1,000)	Paid employees for pay period including March 12 (number)
CUMBERLAND, MD—WV MSA—Con.						
83	Social services	14	(D)	(D)	(D)	BB
835	Child day care services	6	(D)	(D)	(D)	AA
832, 3, 6, 9	Other social services	8	2 250	982	242	68
87 ex. 8733	Engineering, accounting, research, management, and related services (except noncommercial research organizations)	43	10 656	5 278	1 208	236
871	Engineering, architectural, and surveying services	10	2 063	927	220	45
872	Accounting, auditing, and bookkeeping services	18	3 587	1 774	369	83
873 ex. 8733	Research, development, and testing services (except noncommercial research organizations)	5	2 033	722	154	35
874	Management and public relations services	10	2 973	1 855	465	73
89	Services, n.e.c.	1	(D)	(D)	(D)	AA
HUNTINGTON—ASHLAND, WV—KY—OH MSA						
	Total	1 674	711 612	286 678	61 398	13 812
70 ex. 704	Hotels, rooming houses, camps, and other lodging places (except membership lodging)	36	(D)	(D)	(D)	FF
7011	Hotels and motels	35	27 089	6 823	1 589	794
7011 pt.	Hotels	8	12 602	3 189	783	365
7011 pt.	Motels, motor hotels, and tourist courts	27	14 487	3 634	806	429
702, 3	Other lodging places	1	(D)	(D)	(D)	AA
72	Personal services	253	59 156	17 501	4 244	1 485
721	Laundry, cleaning, and garment services	42	28 548	7 740	1 866	554
7211	Power laundries, family and commercial*	1	(D)	(D)	(D)	AA
7213	Linen supply*	1	(D)	(D)	(D)	BB
7215	Coin-operated laundries and drycleaning	11	1 344	336	79	42
7216	Drycleaning plants, except rug cleaning*	15	4 647	2 070	491	185
7217	Carpet and upholstery cleaning	6	2 304	758	135	58
7218	Industrial launderers*	3	(D)	(D)	(D)	CC
7212, 9	Other laundry, cleaning, and garment services*	5	(D)	(D)	(D)	AA
722	Photographic studios, portrait	25	4 045	958	177	81
723, 4	Beauty and barber shops	118	9 767	4 043	1 002	445
723	Beauty shops	111	9 431	3 924	972	436
724	Barber shops	7	336	119	30	9
725	Shoe repair shops and shoeshine parlors	3	(D)	(D)	(D)	AA
726	Funeral service and crematories	32	13 931	3 915	829	173
729	Miscellaneous personal services	33	(D)	(D)	(D)	CC
73	Business services	181	70 165	29 351	6 687	2 421
731	Advertising	6	2 546	648	160	44
732	Consumer credit reporting agencies, mercantile reporting agencies, and adjustment and collection agencies	10	2 727	903	226	72
733	Mailing, reproduction, commercial art and photography, and stenographic services	16	3 266	828	187	58
734	Services to dwellings and other buildings	51	13 390	6 228	1 558	740
735	Miscellaneous equipment rental and leasing	29	12 841	3 583	725	155
736	Personnel supply services	15	9 471	6 477	1 255	466
737	Computer programming, data processing, and other computer related services	12	7 626	2 713	629	95
7371, 2, 3	Computer programming, prepackaged software, and integrated systems	5	(D)	(D)	(D)	BB
7374, 5, 6	Data processing services	5	(D)	(D)	(D)	BB
7377, 8, 9	Computer rental and leasing, maintenance, and related services, n.e.c.	2	(D)	(D)	(D)	AA
738	Miscellaneous business services	42	18 298	7 971	1 947	791
75	Automotive repair, services, and parking	175	43 108	10 967	2 504	749
751	Automotive rental and leasing, without drivers	8	4 076	546	130	39
752	Automobile parking	—	—	—	—	—
753	Automotive repair shops	132	30 570	7 534	1 704	465
7532	Top, body, and upholstery repair shops and paint shops	34	9 831	2 619	686	162
7538	General automotive repair shops	64	13 014	3 333	637	191
7533, 4, 6, 7, 9	Other automotive repair shops	34	7 725	1 582	381	112
754	Automotive services, except repair	35	8 462	2 887	670	245
76	Miscellaneous repair services	73	26 185	8 531	1 911	423
762	Electrical repair shops	25	8 148	3 205	693	170
7622	Radio and television repair shops	9	1 209	245	49	19
7623, 9	Other electrical and electronic repair shops	16	6 939	2 960	644	151
763	Watch, clock, and jewelry repair	2	(D)	(D)	(D)	AA
764	Reupholstery and furniture repair	4	(D)	(D)	(D)	AA
769	Miscellaneous repair and related services	42	17 254	5 061	1 152	235

Table 7a. Summary Statistics for Firms Subject to Federal Income Tax for Metropolitan Areas: 1992—Con.

[Includes only establishments with payroll. For meaning of abbreviations and symbols, see introductory text. For explanation of terms and comparability of 1987 and 1992 censuses, see appendix A. For definitions of CMSA's, MSA's, and PMSA's, see appendix D]

SIC code	Geographic area and kind of business or operation	Establishments (number)	Receipts (\$1,000)	Annual payroll (\$1,000)	First-quarter payroll (\$1,000)	Paid employees for pay period including March 12 (number)
HUNTINGTON—ASHLAND, WV—KY—OH MSA—Con.						
78, 79, 84	Amusement and recreation services, including motion pictures and museums	128	27 512	6 472	1 335	658
781, 2	Motion picture production, distribution, and services	2	(D)	(D)	(D)	BB
783	Motion picture theaters	7	5 050	1 056	210	110
784	Video tape rental	35	4 640	880	206	124
792	Theatrical producers (except motion picture), bands, orchestras, and entertainers	5	(D)	(D)	(D)	AA
793	Bowling centers	9	2 706	703	191	100
79 ex. 792, 3; 84	Commercial sports and other amusement and recreation services, including museums	70	14 123	3 497	639	297
80	Health services	486	333 811	162 946	31 983	5 320
801	Offices and clinics of doctors of medicine	225	187 120	104 504	18 767	1 832
802	Offices and clinics of dentists	115	33 961	13 421	2 631	579
803	Offices and clinics of doctors of osteopathy	5	2 297	1 190	234	31
804	Offices and clinics of other health practitioners	80	22 198	8 759	1 910	387
805	Nursing and personal care facilities	24	39 040	18 348	4 280	1 688
806	Hospitals	2	(D)	(D)	(D)	EE
807, 8, 9	Other health services	35	(D)	(D)	(D)	EE
81	Legal services	146	58 329	15 546	4 544	644
823, 4, 9	Selected educational services	6	(D)	(D)	(D)	AA
83	Social services	27	3 314	1 514	338	179
835	Child day care services	16	1 168	495	95	88
832, 3, 6, 9	Other social services	11	2 146	1 019	243	91
87 ex. 8733	Engineering, accounting, research, management, and related services (except noncommercial research organizations)	157	56 132	24 518	5 710	1 036
871	Engineering, architectural, and surveying services	47	13 484	6 729	1 443	249
872	Accounting, auditing, and bookkeeping services	69	22 921	11 028	2 442	457
873 ex. 8733	Research, development, and testing services (except noncommercial research organizations)	11	6 273	2 764	734	129
874	Management and public relations services	30	13 454	3 997	1 091	201
89	Services, n.e.c.	6	(D)	(D)	(D)	BB
PARKERSBURG—MARIETTA, WV—OH MSA						
	Total	921	469 082	157 548	35 950	8 772
70 ex. 704	Hotels, rooming houses, camps, and other lodging places (except membership lodging)	18	19 057	5 560	1 250	551
7011	Hotels and motels	16	(D)	(D)	(D)	FF
7011 pt.	Hotels	2	(D)	(D)	(D)	BB
7011 pt.	Motels, motor hotels, and tourist courts	14	(D)	(D)	(D)	FF
702, 3	Other lodging places	2	(D)	(D)	(D)	AA
72	Personal services	128	22 332	7 114	1 746	747
721	Laundry, cleaning, and garment services	24	6 042	1 885	485	201
7211	Power laundries, family and commercial*	1	(D)	(D)	(D)	AA
7213	Linen supply*	1	(D)	(D)	(D)	AA
7215	Coin-operated laundries and drycleaning	7	806	150	34	26
7216	Drycleaning plants, except rug cleaning*	12	2 874	1 045	289	123
7217	Carpet and upholstery cleaning	1	(D)	(D)	(D)	AA
7218	Industrial launderers*	1	(D)	(D)	(D)	AA
7212, 9	Other laundry, cleaning, and garment services*	1	(D)	(D)	(D)	AA
722	Photographic studios, portrait	12	2 626	573	122	53
723, 4	Beauty and barber shops	60	6 239	2 590	623	282
723	Beauty shops	60	6 239	2 590	623	282
724	Barber shops	-	-	-	-	-
725	Shoe repair shops and shoeshine parlors	2	(D)	(D)	(D)	AA
726	Funeral service and crematories	15	6 090	1 541	375	118
729	Miscellaneous personal services	15	(D)	(D)	(D)	BB
73	Business services	147	153 446	45 802	10 699	2 523
731	Advertising	11	(D)	(D)	(D)	CC
732	Consumer credit reporting agencies, mercantile reporting agencies, and adjustment and collection agencies	5	(D)	(D)	(D)	BB
733	Mailing, reproduction, commercial art and photography, and stenographic services	7	(D)	(D)	(D)	BB
734	Services to dwellings and other buildings	38	9 348	3 642	753	260
735	Miscellaneous equipment rental and leasing	20	8 986	2 829	592	115
736	Personnel supply services	14	17 166	13 265	3 131	690
737	Computer programming, data processing, and other computer related services	19	11 062	3 183	829	133
7371, 2, 3	Computer programming, prepackaged software, and integrated systems	8	3 121	773	216	35
7374, 5, 6	Data processing services	5	(D)	(D)	(D)	BB
7377, 8, 9	Computer rental and leasing, maintenance, and related services, n.e.c.	6	(D)	(D)	(D)	AA
738	Miscellaneous business services	33	(D)	(D)	(D)	GG

WV-44 WEST VIRGINIA

SERVICE INDUSTRIES—GEOGRAPHIC AREA SERIES

Table 7a. Summary Statistics for Firms Subject to Federal Income Tax for Metropolitan Areas: 1992—Con.

[Includes only establishments with payroll. For meaning of abbreviations and symbols, see introductory text. For explanation of terms and comparability of 1987 and 1992 censuses, see appendix A. For definitions of CMSA's, MSA's, and PMSA's, see appendix D]

SIC code	Geographic area and kind of business or operation	Establishments (number)	Receipts (\$1,000)	Annual payroll (\$1,000)	First-quarter payroll (\$1,000)	Paid employees for pay period including March 12 (number)
PARKERSBURG—MARIETTA, WV—OH MSA—Con.						
75	Automotive repair, services, and parking	109	32 428	6 690	1 547	513
751	Automotive rental and leasing, without drivers	9	6 971	880	177	67
752	Automobile parking	—	—	—	—	—
753	Automotive repair shops	85	22 638	4 971	1 173	336
7532	Top, body, and upholstery repair shops and paint shops	19	2 975	566	148	44
7538	General automotive repair shops	38	10 017	2 075	474	148
7533, 4, 6, 7, 9	Other automotive repair shops	28	9 646	2 330	551	144
754	Automotive services, except repair	15	2 819	839	197	110
76	Miscellaneous repair services	50	17 282	5 287	1 215	273
762	Electrical repair shops	14	5 698	1 790	436	112
7622	Radio and television repair shops	2	(D)	(D)	(D)	AA
7623, 9	Other electrical and electronic repair shops	12	(D)	(D)	(D)	CC
763	Watch, clock, and jewelry repair	2	(D)	(D)	(D)	AA
764	Reupholstery and furniture repair	3	(D)	(D)	(D)	AA
769	Miscellaneous repair and related services	31	(D)	(D)	(D)	CC
78, 79, 84	Amusement and recreation services, including motion pictures and museums	55	14 551	2 951	593	284
781, 2	Motion picture production, distribution, and services	—	—	—	—	—
783	Motion picture theaters	4	(D)	(D)	(D)	BB
784	Video tape rental	12	2 839	418	99	48
792	Theatrical producers (except motion picture), bands, orchestras, and entertainers	1	(D)	(D)	(D)	AA
793	Bowling centers	3	(D)	(D)	(D)	BB
79 ex. 792, 3; 84	Commercial sports and other amusement and recreation services, including museums	35	7 315	1 653	269	124
80	Health services	250	153 518	64 990	14 239	2 861
801	Offices and clinics of doctors of medicine	120	75 117	35 752	7 368	804
802	Offices and clinics of dentists	42	14 027	4 433	1 001	245
803	Offices and clinics of doctors of osteopathy	16	4 666	1 703	286	66
804	Offices and clinics of other health practitioners	40	12 152	3 341	698	197
805	Nursing and personal care facilities	14	32 102	13 798	3 471	1 221
806	Hospitals	1	(D)	(D)	(D)	CC
807, 8, 9	Other health services	17	(D)	(D)	(D)	CC
81	Legal services	63	16 125	4 406	1 003	217
823, 4, 9	Selected educational services	5	2 604	1 019	242	74
83	Social services	20	4 177	1 791	452	193
835	Child day care services	14	1 223	541	134	85
832, 3, 6, 9	Other social services	6	2 954	1 250	318	108
87 ex. 8733	Engineering, accounting, research, management, and related services (except noncommercial research organizations)	70	27 230	9 624	2 417	414
871	Engineering, architectural, and surveying services	18	(D)	(D)	(D)	BB
872	Accounting, auditing, and bookkeeping services	33	10 237	3 632	1 028	218
873 ex. 8733	Research, development, and testing services (except noncommercial research organizations)	2	(D)	(D)	(D)	AA
874	Management and public relations services	17	9 130	2 967	753	96
89	Services, n.e.c.	6	6 332	2 314	547	122
STEUBENVILLE—WEIRTON, OH—WV MSA						
	Total	696	253 743	87 783	19 306	5 749
70 ex. 704	Hotels, rooming houses, camps, and other lodging places (except membership lodging)	14	5 212	1 382	308	176
7011	Hotels and motels	11	5 067	1 350	307	174
7011 pt.	Hotels	2	(D)	(D)	(D)	BB
7011 pt.	Motels, motor hotels, and tourist courts	9	(D)	(D)	(D)	CC
702, 3	Other lodging places	3	145	32	1	2
72	Personal services	114	17 508	5 219	1 117	550
721	Laundry, cleaning, and garment services	24	3 498	876	160	112
7211	Power laundries, family and commercial*	—	—	—	—	—
7213	Linen supply*	1	(D)	(D)	(D)	AA
7215	Coin-operated laundries and drycleaning	8	407	82	22	16
7216	Drycleaning plants, except rug cleaning*	9	916	303	59	44
7217	Carpet and upholstery cleaning	4	1 879	375	54	37
7218	Industrial launderers*	—	—	—	—	—
7212, 9	Other laundry, cleaning, and garment services*	2	(D)	(D)	(D)	AA
722	Photographic studios, portrait	11	1 593	435	103	50
723, 4	Beauty and barber shops	49	4 652	1 973	452	245
723	Beauty shops	49	4 652	1 973	452	245
724	Barber shops	—	—	—	—	—
725	Shoe repair shops and shoeshine parlors	—	—	—	—	—
726	Funeral service and crematories	21	7 232	1 755	355	120
729	Miscellaneous personal services	9	533	180	47	23

Table 7a. Summary Statistics for Firms Subject to Federal Income Tax for Metropolitan Areas: 1992—Con.

[Includes only establishments with payroll. For meaning of abbreviations and symbols, see introductory text. For explanation of terms and comparability of 1987 and 1992 censuses, see appendix A. For definitions of CMSA's, MSA's, and PMSA's, see appendix D]

SIC code	Geographic area and kind of business or operation	Establishments (number)	Receipts (\$1,000)	Annual payroll (\$1,000)	First-quarter payroll (\$1,000)	Paid employees for pay period including March 12 (number)
STEUBENVILLE-WEIRTON, OH-WV MSA—Con.						
73	Business services	65	28 378	8 470	1 874	670
731	Advertising	1	(D)	(D)	(D)	AA
732	Consumer credit reporting agencies, mercantile reporting agencies, and adjustment and collection agencies	1	(D)	(D)	(D)	BB
733	Mailing, reproduction, commercial art and photography, and stenographic services	4	633	259	49	13
734	Services to dwellings and other buildings	17	4 692	1 538	390	178
735	Miscellaneous equipment rental and leasing	11	5 660	1 742	383	62
736	Personnel supply services	5	1 774	1 221	177	129
737	Computer programming, data processing, and other computer related services	8	1 268	291	59	14
7371, 2, 3	Computer programming, prepackaged software, and integrated systems	4	303	74	3	4
7374, 5, 6	Data processing services	1	(D)	(D)	(D)	AA
7377, 8, 9	Computer rental and leasing, maintenance, and related services, n.e.c.	3	(D)	(D)	(D)	AA
738	Miscellaneous business services	18	(D)	(D)	(D)	EE
75	Automotive repair, services, and parking	68	22 168	3 898	901	253
751	Automotive rental and leasing, without drivers	3	(D)	(D)	(D)	AA
752	Automobile parking	2	(D)	(D)	(D)	AA
753	Automotive repair shops	60	21 201	3 679	846	227
7532	Top, body, and upholstery repair shops and paint shops	12	1 840	486	132	35
7538	General automotive repair shops	32	15 324	2 242	495	126
7533, 4, 6, 7, 9	Other automotive repair shops	16	4 037	951	219	66
754	Automotive services, except repair	3	(D)	(D)	(D)	AA
76	Miscellaneous repair services	32	12 061	4 407	1 075	224
762	Electrical repair shops	9	2 602	834	201	42
7622	Radio and television repair shops	2	(D)	(D)	(D)	AA
7623, 9	Other electrical and electronic repair shops	7	(D)	(D)	(D)	BB
763	Watch, clock, and jewelry repair	—	—	—	—	—
764	Reupholstery and furniture repair	2	(D)	(D)	(D)	AA
769	Miscellaneous repair and related services	21	(D)	(D)	(D)	CC
78, 79, 84	Amusement and recreation services, including motion pictures and museums	63	28 054	7 717	1 951	828
781, 2	Motion picture production, distribution, and services	3	1 644	507	117	55
783	Motion picture theaters	5	(D)	(D)	(D)	BB
784	Video tape rental	13	2 269	435	107	71
792	Theatrical producers (except motion picture), bands, orchestras, and entertainers	—	—	—	—	—
793	Bowling centers	6	(D)	(D)	(D)	CC
79 ex. 792, 3; 84	Commercial sports and other amusement and recreation services, including museums	36	20 178	5 783	1 437	565
80	Health services	201	105 594	47 216	10 009	2 486
801	Offices and clinics of doctors of medicine	88	44 844	21 111	4 382	527
802	Offices and clinics of dentists	46	11 300	3 936	842	193
803	Offices and clinics of doctors of osteopathy	3	981	212	46	19
804	Offices and clinics of other health practitioners	26	6 748	1 494	377	107
805	Nursing and personal care facilities	21	31 889	15 612	3 395	1 419
806	Hospitals	—	—	—	—	—
807, 8, 9	Other health services	17	9 832	4 851	967	221
81	Legal services	70	19 574	3 064	699	185
823, 4, 9	Selected educational services	4	(D)	(D)	(D)	AA
83	Social services	23	3 595	1 406	396	166
835	Child day care services	4	326	125	35	21
832, 3, 6, 9	Other social services	19	3 269	1 281	361	145
87 ex. 8733	Engineering, accounting, research, management, and related services (except noncommercial research organizations)	41	11 429	4 921	956	202
871	Engineering, architectural, and surveying services	7	(D)	(D)	(D)	BB
872	Accounting, auditing, and bookkeeping services	27	6 021	2 649	532	122
873 ex. 8733	Research, development, and testing services (except noncommercial research organizations)	1	(D)	(D)	(D)	AA
874	Management and public relations services	6	4 557	2 058	373	60
89	Services, n.e.c.	1	(D)	(D)	(D)	AA

Table 7a. Summary Statistics for Firms Subject to Federal Income Tax for Metropolitan Areas: 1992—Con.

[Includes only establishments with payroll. For meaning of abbreviations and symbols, see introductory text. For explanation of terms and comparability of 1987 and 1992 censuses, see appendix A. For definitions of CMSA's, MSA's, and PMSA's, see appendix D]

SIC code	Geographic area and kind of business or operation	Establishments (number)	Receipts (\$1,000)	Annual payroll (\$1,000)	First-quarter payroll (\$1,000)	Paid employees for pay period including March 12 (number)
WASHINGTON-BALTIMORE, DC-MD-VA-WV CMSA						
	Total -----	58 300	56 122 575	21 980 420	5 043 293	750 541
70 ex. 704	Hotels, rooming houses, camps, and other lodging places (except membership lodging) -----	716	2 238 239	672 079	155 990	43 594
7011	Hotels and motels -----	644	2 215 280	666 260	155 057	43 257
7011 pt.	Hotels -----	318	(D)	(D)	(D)	KK
7011 pt.	Hotels, 25 guestrooms or more -----	282	1 963 333	597 347	139 070	37 066
7011 pt.	Hotels, less than 25 guestrooms -----	36	(D)	(D)	(D)	CC
7011 pt.	Motels, motor hotels, and tourist courts -----	326	(D)	(D)	(D)	II
7011 pt.	Motels, tourist courts -----	262	186 906	49 849	11 597	4 595
7011 pt.	Motor hotels -----	64	(D)	(D)	(D)	GG
702, 3	Other lodging places -----	72	22 959	5 819	933	337
702	Rooming and boarding houses -----	22	(D)	(D)	(D)	CC
703	Camps and recreational vehicle parks -----	50	(D)	(D)	(D)	CC
7032	Sporting and recreational camps -----	24	(D)	(D)	(D)	BB
7033	Recreational vehicle parks and campsites -----	26	(D)	(D)	(D)	CC
72	Personal services -----	5 483	1 415 841	517 085	122 711	40 883
721	Laundry, cleaning, and garment services -----	1 732	528 901	165 194	39 745	12 064
7211	Power laundries, family and commercial* -----	49	(D)	(D)	(D)	FF
7213	Linen supply* -----	24	(D)	(D)	(D)	GG
7215	Coin-operated laundries and drycleaning -----	329	93 771	15 686	3 891	1 279
7215 pt.	Coin-operated laundries and drycleaning stores -----	311	(D)	(D)	(D)	GG
7215 pt.	Coin-operated laundry routes -----	18	(D)	(D)	(D)	CC
7216	Drycleaning plants, except rug cleaning* -----	828	187 774	66 054	15 607	5 339
7217	Carpet and upholstery cleaning -----	211	(D)	(D)	(D)	GG
7218	Industrial launderers* -----	30	(D)	(D)	(D)	GG
7212, 9	Other laundry, cleaning, and garment services* -----	261	(D)	(D)	(D)	FF
7212	Garment pressing, and agents for laundries and drycleaners -----	162	(D)	(D)	(D)	FF
7219	Laundry and garment services, n.e.c.* -----	99	(D)	(D)	(D)	EE
722	Photographic studios, portrait -----	238	68 395	19 762	3 679	1 428
723, 4	Beauty and barber shops -----	2 561	452 658	221 044	51 707	17 330
723	Beauty shops -----	2 422	(D)	(D)	(D)	JJ
724	Barber shops -----	139	(D)	(D)	(D)	FF
725	Shoe repair shops and shoeshine parlors -----	87	(D)	(D)	(D)	EE
726	Funeral service and crematories -----	222	(D)	(D)	(D)	GG
729	Miscellaneous personal services -----	643	205 488	62 518	16 471	7 767
7291	Tax return preparation services -----	170	35 707	15 820	5 611	3 724
7299	Miscellaneous personal services, n.e.c. -----	473	169 781	46 698	10 860	4 043
7299 pt.	Massage parlors, tanning salons, and saunas -----	114	(D)	(D)	(D)	FF
7299 pt.	Other personal services -----	359	(D)	(D)	(D)	HH
7299 pt.	Diet and weight reducing services -----	121	(D)	(D)	(D)	GG
7299 pt.	Formal wear rental -----	69	(D)	(D)	(D)	EE
7299 pt.	Other personal services, n.e.c. -----	169	78 513	24 757	5 326	1 707
73	Business services -----	11 834	17 502 147	6 511 835	1 542 447	250 704
731	Advertising -----	486	(D)	(D)	(D)	HH
7311	Advertising agencies -----	371	(D)	(D)	(D)	HH
7312	Outdoor advertising services -----	27	(D)	(D)	(D)	CC
7313	Radio, television, publishers' advertising representatives -----	38	(D)	(D)	(D)	CC
7313 pt.	Radio, television advertising representatives -----	10	(D)	(D)	(D)	BB
7313 pt.	Publishers' advertising representatives -----	28	(D)	(D)	(D)	CC
7319	Advertising, n.e.c. -----	50	(D)	(D)	(D)	FF
732	Consumer credit reporting agencies, mercantile reporting agencies, and adjustment and collection agencies -----	180	(D)	(D)	(D)	HH
7322	Adjustment and collection services -----	135	96 782	44 305	10 578	2 042
7323	Credit reporting services -----	45	(D)	(D)	(D)	FF
733	Mailing, reproduction, commercial art and photography, and stenographic services -----	1 282	759 236	258 279	60 167	11 649
7331	Direct mail advertising services -----	245	(D)	(D)	(D)	II
7331 pt.	Mailing list compilers, brokers, and managers -----	59	(D)	(D)	(D)	EE
7331 pt.	Direct mail advertising services, except mailing list services -----	186	(D)	(D)	(D)	HH
7334	Photocopying and duplicating services -----	208	(D)	(D)	(D)	HH
7334 pt.	Blueprinting and photocopying services -----	197	118 023	43 445	10 508	2 405
7334 pt.	Duplicating services, except printing and photocopying -----	11	(D)	(D)	(D)	BB
7335, 6	Commercial photography, art, and graphics -----	649	(D)	(D)	(D)	GG
7335	Commercial photography -----	120	(D)	(D)	(D)	EE
7336	Commercial art and graphic design -----	529	(D)	(D)	(D)	GG
7336 pt.	Commercial art -----	66	(D)	(D)	(D)	CC
7336 pt.	Graphic arts and related design -----	463	170 696	54 212	12 312	1 817
7338	Secretarial and court reporting services -----	180	(D)	(D)	(D)	GG
734	Services to dwellings and other buildings -----	2 095	901 733	484 491	111 993	47 365
7342	Disinfecting and pest control services -----	221	122 784	51 806	11 071	2 155
7349	Building cleaning and maintenance services, n.e.c. -----	1 874	778 949	432 685	100 922	45 210
735	Miscellaneous equipment rental and leasing -----	628	805 122	153 006	34 590	5 641
7352	Medical equipment rental and leasing -----	50	(D)	(D)	(D)	FF
7353	Heavy construction equipment rental and leasing -----	129	(D)	(D)	(D)	GG
7353 pt.	Rental and leasing of heavy construction equipment without operators -----	68	(D)	(D)	(D)	FF
7353 pt.	Rental and leasing of heavy construction equipment with operators -----	61	(D)	(D)	(D)	FF
7359	Equipment rental and leasing, n.e.c. -----	449	592 768	89 516	20 254	3 624
7359 pt.	Equipment rental -----	376	(D)	(D)	(D)	HH
7359 pt.	Rent-to-own -----	63	(D)	(D)	(D)	EE
7359 pt.	Equipment rental, except rent-to-own -----	313	265 611	66 249	14 919	2 736
7359 pt.	Equipment leasing, except finance leasing -----	73	(D)	(D)	(D)	FF

Table 7a. Summary Statistics for Firms Subject to Federal Income Tax for Metropolitan Areas: 1992 — Con.

[Includes only establishments with payroll. For meaning of abbreviations and symbols, see introductory text. For explanation of terms and comparability of 1987 and 1992 censuses, see appendix A. For definitions of CMSA's, MSA's, and PMSA's, see appendix D]

SIC code	Geographic area and kind of business or operation	Establishments (number)	Receipts (\$1,000)	Annual payroll (\$1,000)	First-quarter payroll (\$1,000)	Paid employees for pay period including March 12 (number)
WASHINGTON-BALTIMORE, DC-MD-VA-WV CMSA—Con.						
73	Business services—Con.					
736	Personnel supply services	1 048	(D)	(D)	(D)	KK
7361	Employment agencies	441	(D)	(D)	(D)	HH
7363	Help supply services	607	(D)	(D)	(D)	KK
7363 pt.	Temporary help supply	540	(D)	(D)	(D)	KK
7363 pt.	Help supply, except temporary	67	(D)	(D)	(D)	HH
7363 pt.	Employee leasing	34	(D)	(D)	(D)	GG
7363 pt.	Other help supply services	33	(D)	(D)	(D)	GG
737	Computer programming, data processing, and other computer related services	3 612	11 551 592	4 021 679	966 469	94 541
7371, 2, 3	Computer programming, prepackaged software, and integrated systems	2 119	7 840 229	2 752 944	659 828	60 872
7371	Computer programming services	1 481	3 653 743	1 722 572	416 043	39 535
7372	Prepackaged software	325	(D)	(D)	(D)	HH
7373	Computer integrated systems	313	(D)	(D)	(D)	JJ
7374, 5, 6	Data processing services	474	(D)	(D)	(D)	JJ
7374, 5	Computer processing, information retrieval	411	(D)	(D)	(D)	JJ
7374	Computer processing and data preparation and processing services	340	(D)	(D)	(D)	JJ
7375	Information retrieval services	71	264 529	70 485	17 658	1 922
7376	Computer facilities management services	63	350 639	128 065	31 176	3 493
7377, 8, 9	Computer rental and leasing, maintenance, and related services, n.e.c.	1 019	(D)	(D)	(D)	JJ
7377	Computer rental and leasing	41	(D)	(D)	(D)	CC
7378	Computer maintenance and repair	252	(D)	(D)	(D)	HH
7379	Computer related services, n.e.c.	726	(D)	(D)	(D)	JJ
7379 pt.	Computer consultants	631	947 592	440 348	103 477	10 449
7379 pt.	Miscellaneous computer services, n.e.c.	95	(D)	(D)	(D)	FF
738	Miscellaneous business services	2 503	1 981 332	769 755	180 427	41 124
7381, 2	Detective agencies and protective services	482	567 674	322 653	77 805	21 051
7381	Detective, guard, and armored car services	360	410 172	264 204	63 172	18 842
7381 pt.	Detective agencies and guard services	348	(D)	(D)	(D)	JJ
7381 pt.	Armored car services	12	(D)	(D)	(D)	FF
7382	Security systems services	122	157 502	58 449	14 633	2 209
7383	News syndicates	61	(D)	(D)	(D)	GG
7384	Photofinishing laboratories*	249	(D)	(D)	(D)	HH
7384 pt.	Photofinishing laboratories, except "one-hour" (mini) labs*	121	(D)	(D)	(D)	GG
7384 pt.	One-hour (mini) photofinishing*	128	(D)	(D)	(D)	FF
7389	Business services, n.e.c.	1 711	(D)	(D)	(D)	JJ
7389 pt.	Sign painting shops	73	(D)	(D)	(D)	EE
7389 pt.	Interior designing	258	(D)	(D)	(D)	GG
7389 pt.	Telephone answering services	74	(D)	(D)	(D)	FF
7389 pt.	Other business services	1 306	983 533	293 434	65 498	13 766
7389 pt.	Water softening and conditioning services	23	(D)	(D)	(D)	CC
7389 pt.	Packaging and labeling services	34	(D)	(D)	(D)	EE
7389 pt.	Trading stamp services	4	(D)	(D)	(D)	BB
7389 pt.	Miscellaneous business services	1 245	(D)	(D)	(D)	JJ
7389 pt.	Convention and trade show services	118	(D)	(D)	(D)	GG
7389 pt.	Private mail centers	88	34 827	8 611	2 060	459
7389 pt.	Miscellaneous business services, n.e.c.	1 039	732 856	224 452	50 281	10 983
75	Automotive repair, services, and parking	4 326	2 229 572	539 296	127 573	25 467
751	Automotive rental and leasing, without drivers	251	(D)	(D)	(D)	HH
7513	Truck rental and leasing, without drivers	70	(D)	(D)	(D)	FF
7513 pt.	Truck rental, without drivers	43	107 665	13 587	3 498	587
7513 pt.	Truck leasing, except finance leasing	27	(D)	(D)	(D)	EE
7514, 5	Passenger car rental and leasing	173	(D)	(D)	(D)	HH
7514	Passenger car rental	145	387 683	62 539	14 424	2 997
7515	Passenger car leasing	28	(D)	(D)	(D)	EE
7519	Utility trailer and recreational vehicle rental	8	(D)	(D)	(D)	CC
752	Automobile parking	679	(D)	(D)	(D)	HH
7521 pt.	Parking lots	240	(D)	(D)	(D)	GG
7521 pt.	Parking structures	439	199 929	29 073	6 760	1 921
753	Automotive repair shops	2 880	1 163 233	346 626	81 636	14 125
7532	Top, body, and upholstery repair shops and paint shops	709	331 226	107 986	26 037	4 180
7532 pt.	Top and body repair shops	668	316 675	102 821	24 892	3 965
7532 pt.	Paint shops	41	14 551	5 165	1 145	215
7538	General automotive repair shops	1 579	577 666	166 498	38 243	6 912
7538 pt.	General automotive repair shops, except diesel	1 479	544 639	156 962	35 875	6 500
7538 pt.	Diesel repair shops	100	33 027	9 536	2 368	412
7533, 4, 6, 7, 9	Other automotive repair shops	592	254 341	72 142	17 356	3 033
7533	Automotive exhaust system repair shops	115	61 457	16 140	3 830	669
7534	Tire retreading and repair shops	22	14 282	3 023	668	125
7536	Automotive glass replacement shops	163	67 957	17 222	4 317	747
7537	Automotive transmission repair shops	129	(D)	(D)	(D)	FF
7539	Automotive repair shops, n.e.c.	163	(D)	(D)	(D)	FF
7539 pt.	Radiator repair	43	(D)	(D)	(D)	CC
7539 pt.	Brake, front end, and wheel alignment	41	22 894	7 348	1 755	293
7539 pt.	Automotive electrical and fuel system services	59	(D)	(D)	(D)	EE
7539 pt.	Carburetor repair shops	31	11 362	3 698	855	181
7539 pt.	Automotive electrical repair shops	28	(D)	(D)	(D)	CC
7539 pt.	Other automotive repair shops, n.e.c.	20	(D)	(D)	(D)	BB
754	Automotive services, except repair	516	168 227	52 480	12 618	3 796
7542	Carwashes	219	58 619	20 605	5 250	1 842
7549	Automotive services, except repair and carwashes	297	109 608	31 875	7 368	1 954
7549 pt.	Lubrication shops	108	(D)	(D)	(D)	GG
7549 pt.	Other automotive services	189	(D)	(D)	(D)	FF
7549 pt.	Towing services	147	37 261	13 614	3 280	715
7549 pt.	Other automotive services, n.e.c.	42	(D)	(D)	(D)	CC

Table 7a. Summary Statistics for Firms Subject to Federal Income Tax for Metropolitan Areas: 1992—Con.

[Includes only establishments with payroll. For meaning of abbreviations and symbols, see introductory text. For explanation of terms and comparability of 1987 and 1992 censuses, see appendix A. For definitions of CMSA's, MSA's, and PMSA's, see appendix D]

SIC code	Geographic area and kind of business or operation	Establishments (number)	Receipts (\$1,000)	Annual payroll (\$1,000)	First-quarter payroll (\$1,000)	Paid employees for pay period including March 12 (number)
	WASHINGTON-BALTIMORE, DC-MD-VA-WV CMSA—Con.					
76	Miscellaneous repair services -----	1 782	750 352	252 317	60 206	10 527
762	Electrical repair shops -----	570	341 826	122 119	29 104	4 827
7622	Radio and television repair shops -----	170	53 307	21 724	5 219	954
7623, 9	Other electrical and electronic repair shops -----	400	288 519	100 395	23 885	3 873
7623	Refrigeration and air-conditioning service and repair shops -----	105	(D)	(D)	(D)	FF
7629	Electrical and electronic repair shops, n.e.c. -----	295	(D)	(D)	(D)	HH
763	Watch, clock, and jewelry repair -----	57	(D)	(D)	(D)	CC
764	Reupholstery and furniture repair -----	217	(D)	(D)	(D)	FF
769	Miscellaneous repair and related services -----	938	360 168	114 342	27 300	4 674
7692	Welding repair -----	90	21 591	7 170	1 754	393
7694	Armature rewinding shops -----	25	(D)	(D)	(D)	CC
7699	Repair shops and related services, n.e.c. -----	823	(D)	(D)	(D)	HH
7699 pt.	Farm machinery and equipment repair -----	19	(D)	(D)	(D)	BB
7699 pt.	Lawnmower and other small gasoline engine repair -----	56	(D)	(D)	(D)	CC
7699 pt.	Sewer and septic tank cleaning services -----	62	(D)	(D)	(D)	EE
7699 pt.	Other repair and related services, n.e.c. -----	686	285 861	90 736	21 632	3 546
78, 79, 84	Amusement and recreation services, including motion pictures and museums -----	2 947	1 925 928	565 228	132 141	34 393
781, 2	Motion picture production, distribution, and services -----	399	(D)	(D)	(D)	HH
7812 pt.	Motion picture production, except for television -----	157	(D)	(D)	(D)	FF
7812 pt.	Motion picture and tape production for television -----	89	(D)	(D)	(D)	EE
7819	Services allied to motion picture production -----	102	86 058	29 766	6 686	930
7822 pt.	Motion picture film and tape distributors -----	38	(D)	(D)	(D)	EE
7822 pt.	Motion picture film exchanges -----	26	(D)	(D)	(D)	CC
7822 pt.	Video tape wholesalers -----	12	(D)	(D)	(D)	CC
7822 pt.	Film and tape distribution for television -----	9	12 049	4 349	981	89
7829	Services allied to motion picture distribution -----	4	(D)	(D)	(D)	AA
783	Motion picture theaters -----	154	(D)	(D)	(D)	HH
7832	Motion picture theaters, except drive-in -----	153	(D)	(D)	(D)	HH
7833	Drive-in motion picture theaters -----	1	(D)	(D)	(D)	AA
784	Video tape rental -----	633	178 375	34 813	9 128	4 487
792	Theatrical producers (except motion picture), bands, orchestras, and entertainers -----	198	(D)	(D)	(D)	HH
7922	Theatrical producers (except motion picture) and miscellaneous theatrical services -----	95	(D)	(D)	(D)	GG
7922 pt.	Producers of live theatrical productions -----	20	19 973	5 725	1 682	628
7922 pt.	Producers of radio and television shows, except tape producers -----	8	12 997	6 288	720	84
7922 pt.	Artists' and entertainers' managers or agents, concert bureaus, booking agents -----	41	22 996	5 804	1 341	194
7922 pt.	Other theatrical services -----	26	(D)	(D)	(D)	EE
7929	Bands, orchestras, actors, and other entertainers and entertainment groups -----	103	(D)	(D)	(D)	GG
7929 pt.	Dance groups and artists -----	1	(D)	(D)	(D)	AA
7929 pt.	Symphony orchestras, opera companies, and chamber music organizations -----	3	(D)	(D)	(D)	CC
7929 pt.	Other music and entertainment presentations -----	99	(D)	(D)	(D)	GG
7929 pt.	Other music groups and artists -----	42	(D)	(D)	(D)	EE
7929 pt.	Other entertainers and entertainment groups -----	57	(D)	(D)	(D)	FF
793	Bowling centers -----	114	(D)	(D)	(D)	HH
79 ex. 792, 3, 84	Commercial sports and other amusement and recreation services, including museums -----	1 449	920 361	340 873	78 384	18 921
794	Commercial sports -----	119	(D)	(D)	(D)	HH
7941	Professional sports clubs, managers, promoters -----	30	(D)	(D)	(D)	GG
7941 pt.	Baseball clubs -----	5	(D)	(D)	(D)	EE
7941 pt.	Football clubs -----	1	(D)	(D)	(D)	EE
7941 pt.	Other professional sports clubs -----	5	24 341	32 026	9 419	260
7941 pt.	Managers and promoters -----	19	(D)	(D)	(D)	FF
7948	Racing, including track operation -----	89	(D)	(D)	(D)	GG
7948 pt.	Auto racetrack operation -----	7	(D)	(D)	(D)	BB
7948 pt.	Horse racetrack operation -----	5	78 946	28 354	6 821	1 531
7948 pt.	Dog racetrack operation -----	-	-	-	-	-
7948 pt.	Racing stables and racing, n.e.c. -----	77	(D)	(D)	(D)	FF
79 ex. 792, 3, 4, 84	Other amusement and recreation services, including museums -----	1 330	(D)	(D)	(D)	JJ
791	Dance studios, schools, and halls -----	134	23 946	7 512	1 972	792
7991	Physical fitness facilities -----	302	(D)	(D)	(D)	HH
7991 pt.	Physical fitness centers, except gymnasiums and athletic clubs -----	255	(D)	(D)	(D)	HH
7991 pt.	Gymnasiums and athletic clubs -----	47	(D)	(D)	(D)	GG
7992	Public golf courses -----	40	(D)	(D)	(D)	FF
7993	Coin-operated amusement devices -----	111	(D)	(D)	(D)	FF
7996	Amusement parks -----	4	(D)	(D)	(D)	BB
7997	Membership sports and recreation clubs -----	189	(D)	(D)	(D)	HH
7999, 84	Amusement and recreation services, including museums, n.e.c. -----	550	(D)	(D)	(D)	HH
7999 pt.	Concession operators of amusement devices and rides -----	11	(D)	(D)	(D)	BB
7999 pt.	Carnivals, circuses, and fairs -----	19	(D)	(D)	(D)	EE
7999 pt.	Carnivals and circuses -----	12	(D)	(D)	(D)	EE
7999 pt.	Fairs -----	7	3 838	599	76	16
7999 pt., 84	Other recreation and amusements, including museums -----	520	192 876	44 717	8 920	4 067
84	Museums, art galleries, and botanical and zoological gardens -----	6	(D)	(D)	(D)	BB
841	Museums and art galleries -----	4	478	157	33	44
842	Arboreta and botanical or zoological gardens -----	2	(D)	(D)	(D)	AA
7999 pt.	Roller skating rinks -----	25	7 554	1 769	486	354
7999 pt.	Ice skating rinks -----	8	(D)	(D)	(D)	CC
7999 pt.	Other amusement and recreation services, n.e.c. -----	481	179 082	41 110	7 968	3 428

Table 7a. Summary Statistics for Firms Subject to Federal Income Tax for Metropolitan Areas: 1992—Con.

[Includes only establishments with payroll. For meaning of abbreviations and symbols, see introductory text. For explanation of terms and comparability of 1987 and 1992 censuses, see appendix A. For definitions of CMSA's, MSA's, and PMSA's, see appendix D]

SIC code	Geographic area and kind of business or operation	Establishments (number)	Receipts (\$1,000)	Annual payroll (\$1,000)	First-quarter payroll (\$1,000)	Paid employees for pay period including March 12 (number)
WASHINGTON-BALTIMORE, DC-MD-VA-WV CMSA—Con.						
80	Health services -----	12 935	8 085 957	3 586 644	780 943	110 051
801	Offices and clinics of doctors of medicine -----	6 712	4 271 900	2 045 435	423 116	41 107
8011 pt.	Offices of doctors of medicine -----	6 569	(D)	(D)	(D)	KK
8011 pt.	General medical clinics -----	143	(D)	(D)	(D)	HH
802	Offices and clinics of dentists -----	3 187	1 088 141	431 727	95 646	16 195
8021 pt.	Offices of dentists -----	3 173	(D)	(D)	(D)	JJ
8021 pt.	Dental clinics -----	14	(D)	(D)	(D)	BB
803	Offices and clinics of doctors of osteopathy -----	28	(D)	(D)	(D)	CC
8031 pt.	Offices of osteopathic physicians -----	26	9 494	3 807	790	101
8031 pt.	Osteopathic clinics -----	2	(D)	(D)	(D)	AA
804	Offices and clinics of other health practitioners -----	1 773	546 991	216 524	46 917	8 188
8041	Offices and clinics of chiropractors -----	343	108 488	34 840	7 739	1 459
8042	Offices and clinics of optometrists -----	356	(D)	(D)	(D)	GG
8043	Offices and clinics of podiatrists -----	296	79 177	31 024	6 711	1 075
8049	Offices and clinics of health practitioners, n.e.c. -----	778	(D)	(D)	(D)	HH
805	Nursing and personal care facilities -----	262	772 022	363 622	88 623	22 359
8051	Skilled nursing care facilities -----	151	(D)	(D)	(D)	JJ
8052	Intermediate care facilities -----	84	128 615	63 285	16 041	4 169
8059	Nursing and personal care facilities, n.e.c. -----	27	(D)	(D)	(D)	FF
806	Hospitals -----	15	(D)	(D)	(D)	HH
8062	General medical and surgical hospitals -----	3	(D)	(D)	(D)	GG
8063, 9	Specialty hospitals -----	12	(D)	(D)	(D)	GG
8063	Psychiatric hospitals -----	7	(D)	(D)	(D)	GG
8069	Specialty hospitals, except psychiatric -----	5	(D)	(D)	(D)	EE
807, 8, 9	Other health services -----	958	1 099 238	415 237	98 354	17 315
807	Medical and dental laboratories -----	409	502 039	193 878	46 308	7 058
8071	Medical laboratories -----	249	(D)	(D)	(D)	II
8072	Dental laboratories -----	160	(D)	(D)	(D)	FF
808	Home health care services -----	169	(D)	(D)	(D)	II
809	Miscellaneous health and allied services, n.e.c. -----	380	(D)	(D)	(D)	HH
8092	Kidney dialysis centers -----	58	95 079	26 152	6 039	987
8093	Specialty outpatient facilities, n.e.c. -----	200	(D)	(D)	(D)	GG
8099	Health and allied services, n.e.c. -----	122	(D)	(D)	(D)	GG
81	Legal services -----	5 261	6 686 214	2 493 678	555 572	50 318
823, 4, 9	Selected educational services -----	542	(D)	(D)	(D)	II
823	Libraries -----	13	(D)	(D)	(D)	AA
824	Vocational schools -----	167	(D)	(D)	(D)	GG
8243	Data processing schools -----	96	97 617	30 815	6 770	937
8244	Business and secretarial schools -----	24	(D)	(D)	(D)	FF
8249	Vocational schools, n.e.c. -----	47	(D)	(D)	(D)	FF
829	Schools and educational services, n.e.c. -----	362	(D)	(D)	(D)	HH
83	Social services -----	1 421	417 638	176 987	40 649	13 667
835	Child day care services -----	883	189 284	88 186	20 824	8 882
832, 3, 6, 9	Other social services -----	538	228 354	88 801	19 825	4 785
832	Individual and family social services -----	209	66 182	28 088	6 032	1 177
833	Job training and vocational rehabilitation services -----	75	(D)	(D)	(D)	FF
836	Residential care -----	162	81 068	30 492	7 008	2 162
839	Social services, n.e.c. -----	92	(D)	(D)	(D)	FF
87 ex. 8733	Engineering, accounting, research, management, and related services (except noncommercial research organizations) -----	10 303	13 833 804	6 268 292	1 434 055	158 869
871	Engineering, architectural, and surveying services -----	2 874	6 307 059	2 987 706	702 237	72 483
8711	Engineering services -----	2 009	5 728 837	2 747 044	646 124	65 633
8712	Architectural services -----	655	488 813	189 731	44 574	5 092
8713	Surveying services -----	210	89 409	50 931	11 539	1 758
872	Accounting, auditing, and bookkeeping services -----	2 196	(D)	(D)	(D)	JJ
873 ex. 8733	Research, development, and testing services (except noncommercial research organizations) -----	775	(D)	(D)	(D)	JJ
8731	Commercial physical and biological research -----	296	(D)	(D)	(D)	II
8731 pt.	Commercial physical research -----	201	671 783	279 141	66 053	6 407
8731 pt.	Commercial medical and biological research -----	95	(D)	(D)	(D)	HH
8732	Commercial economic, sociological, and educational research -----	349	(D)	(D)	(D)	II
8734	Testing laboratories -----	130	(D)	(D)	(D)	GG
874	Management and public relations services -----	4 458	4 709 406	2 086 602	464 803	51 556
8741	Management services -----	834	(D)	(D)	(D)	JJ
8742	Management consulting services -----	2 265	(D)	(D)	(D)	JJ
8743	Public relations services -----	399	(D)	(D)	(D)	HH
8744	Facilities support management services -----	105	(D)	(D)	(D)	II
8748	Business consulting services, n.e.c. -----	855	(D)	(D)	(D)	II
89	Services, n.e.c. -----	750	(D)	(D)	(D)	II
8999 pt.	Scientific and related consulting services, except environmental -----	218	(D)	(D)	(D)	GG
8999 pt.	Other services -----	532	(D)	(D)	(D)	HH
8999 pt.	Environmental consulting -----	225	(D)	(D)	(D)	HH
8999 pt.	Authors, composers, and other arts-related services -----	140	(D)	(D)	(D)	EE
8999 pt.	Other services, n.e.c. -----	167	34 294	12 539	2 775	459

Table 7a. Summary Statistics for Firms Subject to Federal Income Tax for Metropolitan Areas: 1992 — Con.

[Includes only establishments with payroll. For meaning of abbreviations and symbols, see introductory text. For explanation of terms and comparability of 1987 and 1992 censuses, see appendix A. For definitions of CMSA's, MSA's, and PMSA's, see appendix D]

SIC code	Geographic area and kind of business or operation	Establishments (number)	Receipts (\$1,000)	Annual payroll (\$1,000)	First-quarter payroll (\$1,000)	Paid employees for pay period including March 12 (number)
	WASHINGTON-BALTIMORE, DC-MD-VA-WV CMSA—Con.					
	Baltimore, MD PMSA					
	Total -----	17 840	12 038 635	4 861 262	1 104 516	201 810
	(See appropriate State for SIC detail.)					
	Hagerstown, MD PMSA					
	Total -----	675	288 956	115 817	25 430	5 846
	(See appropriate State for SIC detail.)					
	Washington, DC—MD—VA—WV PMSA					
	Total -----	39 785	43 794 984	17 003 341	3 913 347	542 885
70 ex. 704	Hotels, rooming houses, camps, and other lodging places (except membership lodging) -----	508	1 855 005	556 432	130 533	34 346
	Hotels and motels -----	457	1 838 255	552 173	129 738	34 085
7011	Hotels -----	227	1 663 382	504 774	118 475	29 936
7011 pt.	Hotels, 25 guestrooms or more -----	200	1 659 660	503 836	118 335	29 845
7011 pt.	Hotels, less than 25 guestrooms -----	27	3 722	938	140	91
7011 pt.	Motels, motor hotels, and tourist courts -----	230	174 873	47 399	11 263	4 149
7011 pt.	Motels, tourist courts -----	174	119 534	30 856	7 355	2 869
7011 pt.	Motor hotels -----	56	55 339	16 543	3 908	1 280
	Other lodging places -----	51	16 750	4 259	795	261
702, 3	Rooming and boarding houses -----	17	4 622	1 383	299	120
702	Camps and recreational vehicle parks -----	34	12 128	2 876	496	141
7032	Sporting and recreational camps -----	17	4 849	1 359	208	45
7033	Recreational vehicle parks and campsites -----	17	7 279	1 517	288	96
72	Personal services -----	3 504	943 078	346 929	82 538	25 945
721	Laundry, cleaning, and garment services -----	1 164	360 811	113 301	27 474	7 821
7211	Power laundries, family and commercial* -----	32	14 618	6 145	1 406	409
7213	Linen supply* -----	12	33 757	13 432	3 132	714
7215	Coin-operated laundries and drycleaning -----	186	67 440	11 823	2 851	815
7215 pt.	Coin-operated laundries and drycleaning stores -----	173	28 084	7 298	1 778	631
7215 pt.	Coin-operated laundry routes -----	13	39 356	4 525	1 073	184
7216	Drycleaning plants, except rug cleaning* -----	605	140 637	48 856	11 578	3 747
7217	Carpet and upholstery cleaning -----	131	31 125	10 794	2 553	850
7218	Industrial launderers* -----	19	46 510	15 049	4 181	715
7212, 9	Other laundry, cleaning, and garment services* -----	179	26 724	7 202	1 773	571
7212	Garment pressing, and agents for laundries and drycleaners -----	116	15 462	3 457	863	297
7219	Laundry and garment services, n.e.c.* -----	63	11 262	3 745	910	274
722	Photographic studios, portrait -----	134	33 453	7 928	1 848	732
723, 4	Beauty and barber shops -----	1 628	312 597	153 459	35 684	11 347
723	Beauty shops -----	1 528	299 306	146 707	34 174	11 009
724	Barber shops -----	100	13 291	6 752	1 510	338
725	Shoe repair shops and shoeshine parlors -----	63	10 176	3 694	869	241
726	Funeral service and crematories -----	116	80 806	25 107	5 664	1 042
729	Miscellaneous personal services -----	399	145 235	43 440	10 999	4 762
7291	Tax return preparation services -----	107	26 355	11 603	3 967	2 592
7299	Miscellaneous personal services, n.e.c. -----	292	118 880	31 837	7 032	2 170
7299 pt.	Massage parlors, tanning salons, and saunas -----	73	7 301	2 204	477	308
7299 pt.	Other personal services -----	219	111 579	29 633	6 555	1 862
7299 pt.	Diet and weight reducing services -----	75	39 220	9 253	2 357	868
7299 pt.	Formal wear rental -----	47	15 219	3 143	690	219
7299 pt.	Other personal services, n.e.c. -----	97	57 140	17 237	3 508	775
73	Business services -----	8 490	14 837 092	5 467 002	1 296 141	192 796
731	Advertising -----	297	217 709	82 334	18 776	2 073
7311	Advertising agencies -----	227	164 128	65 381	16 197	1 715
7312	Outdoor advertising services -----	15	9 032	1 754	408	76
7313	Radio, television, publishers' advertising representatives -----	24	16 780	4 092	661	90
7313 pt.	Radio, television advertising representatives -----	4	(D)	(D)	(D)	AA
7313 pt.	Publishers' advertising representatives -----	20	(D)	(D)	(D)	BB
7319	Advertising, n.e.c. -----	31	27 769	11 107	1 510	192
732	Consumer credit reporting agencies, mercantile reporting agencies, and adjustment and collection agencies -----	102	89 633	33 705	8 176	1 581
7322	Adjustment and collection services -----	79	59 480	27 249	6 544	1 246
7323	Credit reporting services -----	23	30 153	6 456	1 632	335
733	Mailing, reproduction, commercial art and photography, and stenographic services -----	943	539 698	191 517	44 467	8 295
7331	Direct mail advertising services -----	190	204 561	69 030	16 043	3 216
7331 pt.	Mailing list compilers, brokers, and managers -----	47	31 558	7 140	1 886	260
7331 pt.	Direct mail advertising services, except mailing list services -----	143	173 003	61 890	14 157	2 956
7334	Photocopying and duplicating services -----	162	103 084	38 886	9 511	2 072
7334 pt.	Blueprinting and photocopying services -----	154	(D)	(D)	(D)	GG
7334 pt.	Duplicating services, except printing and photocopying -----	8	(D)	(D)	(D)	BB
7335, 6	Commercial photography, art, and graphics -----	458	164 644	53 606	12 124	1 732
7335	Commercial photography -----	83	23 414	7 236	1 698	307
7336	Commercial art and graphic design -----	375	141 230	46 370	10 426	1 425
7336 pt.	Commercial art -----	47	17 626	6 710	1 448	196
7336 pt.	Graphic arts and related design -----	328	123 604	39 660	8 978	1 229
7338	Secretarial and court reporting services -----	133	67 409	29 995	6 789	1 275

Table 7a. Summary Statistics for Firms Subject to Federal Income Tax for Metropolitan Areas: 1992 — Con.

[Includes only establishments with payroll. For meaning of abbreviations and symbols, see introductory text. For explanation of terms and comparability of 1987 and 1992 censuses, see appendix A. For definitions of CMSA's, MSA's, and PMSA's, see appendix D]

SIC code	Geographic area and kind of business or operation	Establishments (number)	Receipts (\$1,000)	Annual payroll (\$1,000)	First-quarter payroll (\$1,000)	Paid employees for pay period including March 12 (number)
	WASHINGTON-BALTIMORE, DC-MD-VA-WV CMSA—Con.					
	Washington, DC-MD-VA-WV PMSA—Con.					
73	Business services—Con.					
734	Services to dwellings and other buildings	1 387	650 957	348 081	81 167	33 581
7342	Disinfecting and pest control services	137	82 733	34 682	7 366	1 406
7349	Building cleaning and maintenance services, n.e.c.	1 250	568 224	313 399	73 801	32 175
735	Miscellaneous equipment rental and leasing	386	517 221	92 046	20 435	3 468
7352	Medical equipment rental and leasing	25	27 916	7 367	1 635	257
7353	Heavy construction equipment rental and leasing	90	92 862	29 426	6 681	941
7353 pt.	Rental and leasing of heavy construction equipment without operators	47	54 734	15 632	3 520	486
7353 pt.	Rental and leasing of heavy construction equipment with operators	43	38 128	13 794	3 161	455
7359	Equipment rental and leasing, n.e.c.	271	396 443	55 253	12 119	2 270
7359 pt.	Equipment rental	229	167 790	44 924	9 858	1 959
7359 pt.	Rent-to-own	31	18 051	3 252	722	166
7359 pt.	Equipment rental, except rent-to-own	198	149 739	41 672	9 136	1 793
7359 pt.	Equipment leasing, except finance leasing	42	228 653	10 329	2 261	311
736	Personnel supply services	746	736 579	464 169	105 343	29 192
7361	Employment agencies	312	118 426	61 253	13 420	2 191
7363	Help supply services	434	618 153	402 916	91 923	27 001
7363 pt.	Temporary help supply	385	552 873	353 379	79 823	24 040
7363 pt.	Help supply, except temporary	49	65 280	49 537	12 100	2 961
7363 pt.	Employee leasing	22	30 567	25 026	7 043	1 941
7363 pt.	Other help supply services	27	34 713	24 511	5 057	1 020
737	Computer programming, data processing, and other computer related services	2 902	10 647 239	3 671 402	881 175	85 453
7371, 2, 3	Computer programming, prepackaged software, and integrated systems	1 721	7 347 068	2 535 247	607 712	56 104
7371	Computer programming services	1 196	3 327 737	1 564 925	378 006	36 152
7372	Prepackaged software	264	729 565	205 536	49 780	3 793
7373	Computer integrated systems	261	3 289 766	764 786	179 926	16 159
7374, 5, 6	Data processing services	373	1 947 636	590 427	143 179	15 974
7374, 5	Computer processing, information retrieval	319	1 610 815	469 250	113 620	12 667
7374	Computer processing and data preparation and processing services	259	1 356 989	401 022	96 646	10 841
7375	Information retrieval services	60	253 826	68 228	16 974	1 826
7376	Computer facilities management services	54	336 821	121 177	29 559	3 307
7377, 8, 9	Computer rental and leasing, maintenance, and related services, n.e.c.	808	1 352 535	545 728	130 284	13 375
7377	Computer rental and leasing	31	35 748	5 868	1 173	156
7378	Computer maintenance and repair	172	378 929	109 009	27 952	2 979
7379	Computer related services, n.e.c.	605	937 858	430 851	101 159	10 240
7379 pt.	Computer consultants	529	874 652	405 831	95 342	9 643
7379 pt.	Miscellaneous computer services, n.e.c.	76	63 206	25 020	5 817	597
738	Miscellaneous business services	1 727	1 438 056	583 748	136 602	29 153
7381, 2	Detective agencies and protective services	312	416 449	237 267	56 852	14 777
7381	Detective, guard, and armored car services	234	309 621	196 313	46 983	13 286
7381 pt.	Detective agencies and guard services	227	290 581	187 424	44 794	13 012
7381 pt.	Armored car services	7	19 040	8 889	2 189	274
7382	Security systems services	78	106 828	40 954	9 869	1 491
7383	News syndicates	57	93 042	52 865	13 290	1 301
7384	Photofinishing laboratories*	168	160 867	42 135	10 309	2 236
7384 pt.	Photofinishing laboratories, except "one-hour" (mini) labs*	85	139 161	37 268	9 182	1 824
7384 pt.	One-hour (mini) photofinishing*	83	21 706	4 867	1 127	412
7389	Business services, n.e.c.	1 190	767 698	251 481	56 151	10 839
7389 pt.	Sign painting shops	52	14 243	4 649	1 132	210
7389 pt.	Interior designing	182	74 534	25 122	5 646	848
7389 pt.	Telephone answering services	49	17 418	8 730	2 019	530
7389 pt.	Other business services	907	661 503	212 980	47 354	9 251
7389 pt.	Water softening and conditioning services	13	13 288	1 908	303	36
7389 pt.	Packaging and labeling services	22	(D)	(D)	(D)	BB
7389 pt.	Trading stamp services	3	(D)	(D)	(D)	BB
7389 pt.	Miscellaneous business services	869	637 140	207 267	46 269	9 066
7389 pt.	Convention and trade show services	93	148 939	42 915	9 498	1 383
7389 pt.	Private mail centers	63	25 635	6 820	1 715	365
7389 pt.	Miscellaneous business services, n.e.c.	713	462 566	157 532	35 056	7 318
75	Automotive repair, services, and parking	2 763	1 452 089	350 357	82 455	16 211
751	Automotive rental and leasing, without drivers	140	405 087	64 030	15 056	2 958
7513	Truck rental and leasing, without drivers	26	(D)	(D)	(D)	EE
7513 pt.	Truck rental, without drivers	20	(D)	(D)	(D)	EE
7513 pt.	Truck leasing, except finance leasing	6	(D)	(D)	(D)	CC
7514, 5	Passenger car rental and leasing	109	310 139	51 453	11 962	2 422
7514	Passenger car rental	94	292 625	47 709	11 060	2 266
7515	Passenger car leasing	15	17 514	3 744	902	156
7519	Utility trailer and recreational vehicle rental	5	(D)	(D)	(D)	CC
752	Automobile parking	565	208 366	34 628	8 297	2 485
7521 pt.	Parking lots	179	63 693	12 097	2 937	1 041
7521 pt.	Parking structures	386	144 673	22 531	5 360	1 444
753	Automotive repair shops	1 743	737 644	221 108	51 915	8 653
7532	Top, body, and upholstery repair shops and paint shops	415	209 127	68 003	16 238	2 514
7532 pt.	Top and body repair shops	392	200 533	64 620	15 518	2 397
7532 pt.	Paint shops	23	8 594	3 383	720	117
7538	General automotive repair shops	958	374 265	109 111	24 927	4 325
7538 pt.	General automotive repair shops, except diesel	899	354 565	103 579	23 544	4 088
7538 pt.	Diesel repair shops	59	19 700	5 532	1 383	237

Table 7a. Summary Statistics for Firms Subject to Federal Income Tax for Metropolitan Areas: 1992 — Con.

[Includes only establishments with payroll. For meaning of abbreviations and symbols, see introductory text. For explanation of terms and comparability of 1987 and 1992 censuses, see appendix A. For definitions of CMSA's, MSA's, and PMSA's, see appendix D]

SIC code	Geographic area and kind of business or operation	Establishments (number)	Receipts (\$1,000)	Annual payroll (\$1,000)	First-quarter payroll (\$1,000)	Paid employees for pay period including March 12 (number)
	WASHINGTON-BALTIMORE, DC-MD-VA-WV CMSA—Con.					
	Washington, DC-MD-VA-WV PMSA—Con.					
75	Automotive repair, services, and parking —Con.					
753	Automotive repair shops —Con.					
7533, 4, 6, 7, 9	Other automotive repair shops -----	370	154 252	43 994	10 750	1 814
7533	Automotive exhaust system repair shops -----	72	39 870	10 770	2 518	439
7534	Tire retreading and repair shops -----	10	6 258	1 298	252	42
7536	Automotive glass replacement shops -----	104	43 691	11 402	2 861	468
7537	Automotive transmission repair shops -----	85	30 860	10 120	2 634	387
7539	Automotive repair shops, n.e.c. -----	99	33 573	10 404	2 485	478
7539 pt.	Radiator repair -----	28	6 951	1 849	452	97
7539 pt.	Brake, front end, and wheel alignment -----	26	14 468	4 734	1 153	189
7539 pt.	Automotive electrical and fuel system services -----	34	10 510	3 340	769	170
7539 pt.	Carburetor repair shops -----	19	6 980	2 301	520	115
7539 pt.	Automotive electrical repair shops -----	15	3 530	1 039	249	55
7539 pt.	Other automotive repair shops, n.e.c. -----	11	1 644	481	111	22
754	Automotive services, except repair -----	315	100 992	30 591	7 187	2 115
7542	Carwashes -----	139	33 401	11 292	2 793	968
7549	Automotive services, except repair and carwashes -----	176	67 591	19 299	4 394	1 147
7549 pt.	Lubrication shops -----	60	35 198	9 609	2 020	585
7549 pt.	Other automotive services -----	116	32 393	9 690	2 374	562
7549 pt.	Towing services -----	95	24 759	8 438	2 051	462
7549 pt.	Other automotive services, n.e.c. -----	21	7 634	1 252	323	100
76	Miscellaneous repair services -----	1 039	420 579	145 932	34 845	5 873
762	Electrical repair shops -----	354	226 589	81 987	19 486	3 035
7622	Radio and television repair shops -----	118	37 899	14 684	3 543	619
7623, 9	Other electrical and electronic repair shops -----	236	188 690	67 303	15 943	2 416
7623	Refrigeration and air-conditioning service and repair shops -----	61	46 847	15 872	3 626	503
7629	Electrical and electronic repair shops, n.e.c. -----	175	141 843	51 431	12 317	1 913
763	Watch, clock, and jewelry repair -----	24	4 422	1 007	248	76
764	Reupholstery and furniture repair -----	141	27 487	9 331	2 210	559
769	Miscellaneous repair and related services -----	520	162 081	53 607	12 901	2 203
7692	Welding repair -----	48	8 470	2 780	657	169
7694	Armature rewinding shops -----	12	5 776	1 756	414	76
7699	Repair shops and related services, n.e.c. -----	460	147 835	49 071	11 830	1 958
7699 pt.	Farm machinery and equipment repair -----	10	2 142	553	95	25
7699 pt.	Lawnmower and other small gasoline engine repair -----	29	4 587	1 061	209	74
7699 pt.	Sewer and septic tank cleaning services -----	32	7 320	2 241	541	100
7699 pt.	Other repair and related services, n.e.c. -----	389	133 786	45 216	10 985	1 759
78, 79, 84	Amusement and recreation services, including motion pictures and museums -----	1 908	1 298 427	407 068	102 488	23 418
781, 2	Motion picture production, distribution, and services -----	311	251 642	71 467	15 986	2 074
7812 pt.	Motion picture production, except for television -----	124	66 892	19 859	4 401	608
7812 pt.	Motion picture and tape production for television -----	70	54 897	14 964	3 291	348
7819	Services allied to motion picture production -----	82	80 534	27 922	6 273	875
7822 pt.	Motion picture film and tape distributors -----	23	37 693	5 001	1 200	152
7822 pt.	Motion picture film exchanges -----	17	32 536	3 640	873	102
7822 pt.	Video tape wholesalers -----	6	5 157	1 361	327	50
7822 pt.	Film and tape distribution for television -----	8	(D)	(D)	(D)	BB
7829	Services allied to motion picture distribution -----	4	(D)	(D)	(D)	AA
783	Motion picture theaters -----	103	135 855	16 974	4 030	1 969
7832	Motion picture theaters, except drive-in -----	103	135 855	16 974	4 030	1 969
7833	Drive-in motion picture theaters -----	—	—	—	—	—
784	Video tape rental -----	390	118 470	22 974	5 956	3 013
792	Theatrical producers (except motion picture), bands, orchestras, and entertainers -----	141	169 448	46 243	11 572	2 206
7922	Theatrical producers (except motion picture) and miscellaneous theatrical services -----	70	74 629	20 552	4 688	1 126
7922 pt.	Producers of live theatrical productions -----	12	(D)	(D)	(D)	FF
7922 pt.	Producers of radio and television shows, except tape producers -----	7	(D)	(D)	(D)	BB
7922 pt.	Artists' and entertainers' managers or agents, concert bureaus, booking agents -----	32	19 231	5 328	1 237	180
7922 pt.	Other theatrical services -----	19	(D)	(D)	(D)	EE
7929	Bands, orchestras, actors, and other entertainers and entertainment groups -----	71	94 819	25 691	6 884	1 080
7929 pt.	Dance groups and artists -----	1	(D)	(D)	(D)	AA
7929 pt.	Symphony orchestras, opera companies, and chamber music organizations -----	3	(D)	(D)	(D)	CC
7929 pt.	Other music and entertainment presentations -----	67	93 898	25 203	6 670	929
7929 pt.	Other music groups and artists -----	31	(D)	(D)	(D)	CC
7929 pt.	Other entertainers and entertainment groups -----	36	(D)	(D)	(D)	FF
793	Bowling centers -----	57	49 183	12 999	3 256	1 298

Table 7a. Summary Statistics for Firms Subject to Federal Income Tax for Metropolitan Areas: 1992—Con.

[Includes only establishments with payroll. For meaning of abbreviations and symbols, see introductory text. For explanation of terms and comparability of 1987 and 1992 censuses, see appendix A. For definitions of CMSA's, MSA's, and PMSA's, see appendix D]

SIC code	Geographic area and kind of business or operation	Establishments (number)	Receipts (\$1,000)	Annual payroll (\$1,000)	First-quarter payroll (\$1,000)	Paid employees for pay period including March 12 (number)
	WASHINGTON-BALTIMORE, DC-MD-VA-WV CMSA—Con.					
	Washington, DC-MD-VA-WV PMSA—Con.					
78, 79, 84	Amusement and recreation services, including motion pictures and museums—Con.					
79 ex. 792, 3, 84	Commercial sports and other amusement and recreation services, including museums -----	906	573 829	236 411	61 688	12 858
794	Commercial sports -----	71	154 859	118 637	35 906	3 218
7941	Professional sports clubs, managers, promoters -----	23	91 900	94 857	28 311	1 395
7941 pt.	Baseball clubs -----	2	(D)	(D)	(D)	BB
7941 pt.	Football clubs -----	1	(D)	(D)	(D)	EE
7941 pt.	Other professional sports clubs -----	3	(D)	(D)	(D)	CC
7941 pt.	Managers and promoters -----	17	47 424	21 696	6 023	656
7948	Racing, including track operation -----	48	62 959	23 780	7 595	1 823
7948 pt.	Auto racetrack operation -----	5	4 039	489	75	44
7948 pt.	Horse racetrack operation -----	3	(D)	(D)	(D)	GG
7948 pt.	Dog racetrack operation -----	3	(D)	(D)	(D)	GG
7948 pt.	Racing stables and racing, n.e.c. -----	40	(D)	(D)	(D)	EE
79 ex. 792, 3, 4; 84	Other amusement and recreation services, including museums ----	835	418 970	117 774	25 782	9 640
791	Dance studios, schools, and halls -----	98	20 176	6 371	1 607	642
7991	Physical fitness facilities -----	205	96 819	26 798	6 537	2 935
7991 pt.	Physical fitness centers, except gymnasiums and athletic clubs -----	181	82 901	22 431	5 429	2 458
7991 pt.	Gymnasiums and athletic clubs -----	24	13 918	4 367	1 108	477
7992	Public golf courses -----	23	12 399	4 831	1 121	259
7993	Coin-operated amusement devices -----	49	18 050	3 351	754	245
7996	Amusement parks -----	2	(D)	(D)	(D)	BB
7997	Membership sports and recreation clubs -----	119	116 831	38 235	7 926	2 745
7999, 84	Amusement and recreation services, including museums, n.e.c. -	339	(D)	(D)	(D)	HH
7999 pt.	Concession operators of amusement devices and rides -----	5	(D)	(D)	(D)	BB
7999 pt.	Carnivals, circuses, and fairs -----	13	(D)	(D)	(D)	EE
7999 pt.	Carnivals and circuses -----	8	(D)	(D)	(D)	EE
7999 pt.	Fairs -----	5	(D)	(D)	(D)	AA
7999 pt., 84	Other recreation and amusements, including museums -----	321	(D)	(D)	(D)	GG
84	Museums, art galleries, and botanical and zoological gardens -----	6	(D)	(D)	(D)	BB
841	Museums and art galleries -----	4	478	157	33	44
842	Arboreta and botanical or zoological gardens -----	2	(D)	(D)	(D)	AA
7999 pt.	Roller skating rinks -----	16	4 383	927	254	198
7999 pt.	Ice skating rinks -----	4	(D)	(D)	(D)	CC
7999 pt.	Other amusement and recreation services, n.e.c. -----	295	(D)	(D)	(D)	GG
80	Health services -----	8 209	5 094 918	2 235 352	484 594	64 483
801	Offices and clinics of doctors of medicine -----	4 229	2 682 456	1 288 899	265 050	24 519
8011 pt.	Offices of doctors of medicine -----	4 162	2 602 443	1 261 468	259 366	23 608
8011 pt.	General medical clinics -----	67	80 013	27 431	5 684	911
802	Offices and clinics of dentists -----	2 139	739 246	296 123	65 391	10 276
8021 pt.	Offices of dentists -----	2 133	737 584	295 212	65 163	10 250
8021 pt.	Dental clinics -----	6	1 662	911	228	26
803	Offices and clinics of doctors of osteopathy -----	20	7 809	3 599	770	93
8031 pt.	Offices of osteopathic physicians -----	18	(D)	(D)	(D)	BB
8031 pt.	Osteopathic clinics -----	2	(D)	(D)	(D)	AA
804	Offices and clinics of other health practitioners -----	1 090	322 119	121 739	26 542	4 469
8041	Offices and clinics of chiropractors -----	216	63 840	19 772	4 398	823
8042	Offices and clinics of optometrists -----	237	80 201	24 879	5 657	1 064
8043	Offices and clinics of podiatrists -----	189	48 434	18 264	4 016	642
8049	Offices and clinics of health practitioners, n.e.c. -----	448	129 644	58 824	12 471	1 940
805	Nursing and personal care facilities -----	142	408 054	187 011	45 542	11 103
8051	Skilled nursing care facilities -----	73	306 851	140 431	35 075	8 232
8052	Intermediate care facilities -----	52	75 402	35 897	8 727	2 188
8059	Nursing and personal care facilities, n.e.c. -----	17	25 801	10 683	1 740	683
806	Hospitals -----	11	265 472	95 291	23 763	4 101
8062	General medical and surgical hospitals -----	3	(D)	(D)	(D)	GG
8063, 9	Specialty hospitals -----	8	(D)	(D)	(D)	GG
8063	Psychiatric hospitals -----	5	(D)	(D)	(D)	GG
8069	Specialty hospitals, except psychiatric -----	3	(D)	(D)	(D)	CC
807, 8, 9	Other health services -----	578	669 762	242 690	57 536	9 922
807	Medical and dental laboratories -----	247	324 361	118 012	27 611	4 052
8071	Medical laboratories -----	140	302 450	108 494	25 306	3 638
8072	Dental laboratories -----	107	21 911	9 518	2 305	414
808	Home health care services -----	97	113 740	44 978	11 395	3 001
809	Miscellaneous health and allied services, n.e.c. -----	234	231 661	79 700	18 530	2 869
8092	Kidney dialysis centers -----	43	67 725	18 080	4 292	702
8093	Specialty outpatient facilities, n.e.c. -----	121	107 408	41 954	10 306	1 443
8099	Health and allied services, n.e.c. -----	70	56 528	19 666	3 932	724
81	Legal services -----	3 731	5 750 137	2 128 727	473 439	40 349
823, 4, 9	Selected educational services -----	404	273 366	88 921	19 594	3 960
823	Libraries -----	12	680	216	32	17
824	Vocational schools -----	127	161 457	44 966	10 120	1 565
8243	Data processing schools -----	76	90 775	29 090	6 383	842
8244	Business and secretarial schools -----	16	21 640	7 815	1 766	442
8249	Vocational schools, n.e.c. -----	35	49 042	8 061	1 971	281
829	Schools and educational services, n.e.c. -----	265	111 229	43 739	9 442	2 378

WV-54 WEST VIRGINIA

SERVICE INDUSTRIES—GEOGRAPHIC AREA SERIES

Table 7a. Summary Statistics for Firms Subject to Federal Income Tax for Metropolitan Areas: 1992—Con.

[Includes only establishments with payroll. For meaning of abbreviations and symbols, see introductory text. For explanation of terms and comparability of 1987 and 1992 censuses, see appendix A. For definitions of CMSA's, MSA's, and PMSA's, see appendix D]

SIC code	Geographic area and kind of business or operation	Establishments (number)	Receipts (\$1,000)	Annual payroll (\$1,000)	First-quarter payroll (\$1,000)	Paid employees for pay period including March 12 (number)
	WASHINGTON-BALTIMORE, DC-MD-VA-WV CMSA—Con.					
	Washington, DC-MD-VA-WV PMSA—Con.					
83	Social services	943	295 474	123 214	28 637	9 492
835	Child day care services	605	135 898	62 864	14 971	6 334
832, 3, 6, 9	Other social services	338	159 576	60 350	13 666	3 158
832	Individual and family social services	133	44 059	18 634	3 948	720
833	Job training and vocational rehabilitation services	52	26 461	11 985	2 818	513
836	Residential care	83	55 565	20 835	4 893	1 454
839	Social services, n.e.c.	70	33 491	8 896	2 007	471
87 ex. 8733	Engineering, accounting, research, management, and related services (except noncommercial research organizations)	7 702	10 961 391	4 902 499	1 120 277	120 398
871	Engineering, architectural, and surveying services	2 132	4 827 195	2 207 317	521 620	52 321
8711	Engineering services	1 508	4 379 946	2 025 915	479 541	47 348
8712	Architectural services	489	380 828	143 859	33 561	3 711
8713	Surveying services	135	66 421	37 543	8 518	1 262
872	Accounting, auditing, and bookkeeping services	1 396	721 224	339 211	72 092	9 673
873 ex. 8733	Research, development, and testing services (except noncommercial research organizations)	604	1 346 106	535 943	123 237	15 215
8731	Commercial physical and biological research	228	701 264	287 946	68 262	7 044
8731 pt.	Commercial physical research	155	460 154	193 424	45 352	4 423
8731 pt.	Commercial medical and biological research	73	241 110	94 522	22 910	2 621
8732	Commercial economic, sociological, and educational research	292	560 779	210 543	46 136	6 903
8734	Testing laboratories	84	84 063	37 454	8 839	1 268
874	Management and public relations services	3 570	4 066 866	1 820 028	403 328	43 189
8741	Management services	584	724 141	313 605	68 164	8 999
8742	Management consulting services	1 847	2 196 217	1 011 964	224 840	22 414
8743	Public relations services	354	288 790	122 597	26 853	2 342
8744	Facilities support management services	82	332 608	141 536	35 418	4 831
8748	Business consulting services, n.e.c.	703	525 110	230 326	48 053	4 603
89	Services, n.e.c.	584	613 428	250 908	57 806	5 614
8999 pt.	Scientific and related consulting services, except environmental	178	223 925	107 070	24 712	1 902
8999 pt.	Other services	406	389 503	143 838	33 094	3 712
8999 pt.	Environmental consulting	172	330 712	121 090	28 504	3 075
8999 pt.	Authors, composers, and other arts-related services	111	31 491	12 076	2 167	262
8999 pt.	Other services, n.e.c.	123	27 300	10 672	2 423	375
	WHEELING, WV-OH MSA					
	Total	919	369 345	133 470	28 770	7 179
70 ex. 704	Hotels, rooming houses, camps, and other lodging places (except membership lodging)	20	9 993	2 809	534	306
7011	Hotels and motels	20	9 993	2 809	534	306
7011 pt.	Hotels	4	3 509	1 249	218	112
7011 pt.	Motels, motor hotels, and tourist courts	16	6 484	1 560	316	194
702, 3	Other lodging places	—	—	—	—	—
72	Personal services	149	25 931	9 620	2 378	891
721	Laundry, cleaning, and garment services	24	7 009	3 147	766	232
7211	Power laundries, family and commercial*	2	(D)	(D)	(D)	BB
7213	Linen supply*	2	(D)	(D)	(D)	BB
7215	Coin-operated laundries and drycleaning	3	(D)	(D)	(D)	AA
7216	Drycleaning plants, except rug cleaning*	10	2 053	1 073	264	83
7217	Carpet and upholstery cleaning	6	554	151	18	10
7218	Industrial laundries*	—	—	—	—	—
7212, 9	Other laundry, cleaning, and garment services*	1	(D)	(D)	(D)	AA
722	Photographic studios, portrait	11	1 631	263	49	25
723, 4	Beauty and barber shops	70	6 074	2 975	736	365
723	Beauty shops	61	5 479	2 717	676	345
724	Barber shops	9	595	258	60	20
725	Shoe repair shops and shoeshine parlors	2	(D)	(D)	(D)	AA
726	Funeral service and crematories	25	9 427	2 630	623	139
729	Miscellaneous personal services	17	(D)	(D)	(D)	CC
73	Business services	96	39 296	14 845	3 079	1 113
731	Advertising	7	3 581	986	235	44
732	Consumer credit reporting agencies, mercantile reporting agencies, and adjustment and collection agencies	3	(D)	(D)	(D)	BB
733	Mailing, reproduction, commercial art and photography, and stenographic services	5	987	283	108	33
734	Services to dwellings and other buildings	23	5 098	1 977	417	175
735	Miscellaneous equipment rental and leasing	13	12 762	2 649	478	127
736	Personnel supply services	16	6 989	4 744	866	407
737	Computer programming, data processing, and other computer related services	11	3 632	1 816	435	91
7371, 2, 3	Computer programming, prepackaged software, and integrated systems	7	1 592	718	174	27
7374, 5, 6	Data processing services	3	(D)	(D)	(D)	BB
7377, 8, 9	Computer rental and leasing, maintenance, and related services, n.e.c.	1	(D)	(D)	(D)	AA
738	Miscellaneous business services	18	(D)	(D)	(D)	CC

Table 7a. Summary Statistics for Firms Subject to Federal Income Tax for Metropolitan Areas: 1992 — Con.

[Includes only establishments with payroll. For meaning of abbreviations and symbols, see introductory text. For explanation of terms and comparability of 1987 and 1992 censuses, see appendix A. For definitions of CMSA's, MSA's, and PMSA's, see appendix D]

SIC code	Geographic area and kind of business or operation	Establishments (number)	Receipts (\$1,000)	Annual payroll (\$1,000)	First-quarter payroll (\$1,000)	Paid employees for pay period including March 12 (number)
	WHEELING, WV-OH MSA — Con.					
75	Automotive repair, services, and parking -----	86	18 730	4 815	1 183	369
751	Automotive rental and leasing, without drivers -----	2	(D)	(D)	(D)	AA
752	Automobile parking -----	9	(D)	(D)	(D)	AA
753	Automotive repair shops -----	63	15 368	3 937	961	263
7532	Top, body, and upholstery repair shops and paint shops -----	18	3 133	761	183	50
7538	General automotive repair shops -----	29	6 212	1 745	434	127
7533, 4, 6, 7, 9	Other automotive repair shops -----	16	6 023	1 431	344	86
754	Automotive services, except repair -----	12	(D)	(D)	(D)	BB
76	Miscellaneous repair services -----	34	21 780	6 671	1 422	283
762	Electrical repair shops -----	13	5 281	1 810	427	103
7622	Radio and television repair shops -----	3	(D)	(D)	(D)	AA
7623, 9	Other electrical and electronic repair shops -----	10	(D)	(D)	(D)	BB
763	Watch, clock, and jewelry repair -----	1	(D)	(D)	(D)	AA
764	Reupholstery and furniture repair -----	4	(D)	(D)	(D)	AA
769	Miscellaneous repair and related services -----	16	16 215	4 796	983	175
78, 79, 84	Amusement and recreation services, including motion pictures and museums -----	55	30 092	6 144	1 372	571
781, 2	Motion picture production, distribution, and services -----	3	(D)	(D)	(D)	AA
783	Motion picture theaters -----	3	(D)	(D)	(D)	BB
784	Video tape rental -----	6	(D)	(D)	(D)	AA
792	Theatrical producers (except motion picture), bands, orchestras, and entertainers -----	1	(D)	(D)	(D)	AA
793	Bowling centers -----	6	1 986	555	140	81
79 ex. 792, 3; 84	Commercial sports and other amusement and recreation services, including museums -----	36	20 014	4 831	1 086	432
80	Health services -----	303	152 443	62 873	13 482	2 713
801	Offices and clinics of doctors of medicine -----	151	90 396	41 295	8 372	1 106
802	Offices and clinics of dentists -----	69	18 202	4 875	1 099	340
803	Offices and clinics of doctors of osteopathy -----	9	2 638	1 339	288	44
804	Offices and clinics of other health practitioners -----	38	8 535	1 787	398	138
805	Nursing and personal care facilities -----	17	21 091	9 279	2 304	833
806	Hospitals -----	1	(D)	(D)	(D)	CC
807, 8, 9	Other health services -----	18	(D)	(D)	(D)	CC
81	Legal services -----	81	40 486	11 204	1 894	404
823, 4, 9	Selected educational services -----	5	(D)	(D)	(D)	AA
83	Social services -----	17	1 143	503	128	77
835	Child day care services -----	9	386	145	39	41
832, 3, 6, 9	Other social services -----	8	757	358	89	36
87 ex. 8733	Engineering, accounting, research, management, and related services (except noncommercial research organizations) -----	71	29 121	13 883	3 292	445
871	Engineering, architectural, and surveying services -----	24	6 173	3 128	711	120
872	Accounting, auditing, and bookkeeping services -----	30	7 963	3 020	759	142
873 ex. 8733	Research, development, and testing services (except noncommercial research organizations) -----	6	4 549	1 612	331	71
874	Management and public relations services -----	11	10 436	6 123	1 491	112
89	Services, n.e.c. -----	2	(D)	(D)	(D)	AA

Table 7b. **Summary Statistics for Firms Exempt From Federal Income Tax for Metropolitan Areas: 1992**

[Includes only establishments with payroll. For meaning of abbreviations and symbols, see introductory text. For explanation of terms and comparability of 1987 and 1992 censuses, see appendix A. For definitions of CMSA's, MSA's, and PMSA's, see appendix D]

SIC code	Geographic area and kind of business or operation	Establishments (number)	Revenue (\$1,000)	Annual payroll (\$1,000)	First-quarter payroll (\$1,000)	Paid employees for pay period including March 12 (number)
CHARLESTON, WV MSA						
	Total	265	588 461	231 729	54 729	10 382
7032, 704	Camps and membership lodging	-	-	-	-	-
792, 7991 pt., 7997, 7999 pt., 84	Selected amusement, recreation, and related services	22	11 669	4 215	900	359
8011 pt.; 8021 pt.; 805, 6, 8, 9	Selected health services	23	476 512	193 326	45 653	7 999
8111 pt.	Legal aid societies and similar legal services	4	4 002	2 172	487	85
823, 4, 9	Selected educational services	8	5 046	2 246	533	66
83	Social services	89	43 838	15 013	3 543	1 099
835	Child day care services	18	6 735	2 457	615	254
832, 3, 6, 9	Other social services	71	37 103	12 556	2 928	845
861, 2, 4, 9	Selected membership organizations	113	45 160	13 772	3 388	748
873, 4 ex. 8744	Research, testing, and consulting services, except facilities support management services	6	2 234	985	225	26
CUMBERLAND, MD-WV MSA						
	Total	125	179 752	73 470	18 204	3 717
7032, 704	Camps and membership lodging	1	(D)	(D)	(D)	AA
792, 7991 pt., 7997, 7999 pt., 84	Selected amusement, recreation, and related services	2	(D)	(D)	(D)	BB
8011 pt.; 8021 pt.; 805, 6, 8, 9	Selected health services	10	146 533	62 893	15 639	2 607
8111 pt.	Legal aid societies and similar legal services	1	(D)	(D)	(D)	AA
823, 4, 9	Selected educational services	1	(D)	(D)	(D)	AA
83	Social services	57	19 541	7 408	1 826	835
835	Child day care services	6	(D)	(D)	(D)	BB
832, 3, 6, 9	Other social services	51	(D)	(D)	(D)	FF
861, 2, 4, 9	Selected membership organizations	51	10 916	1 859	484	201
873, 4 ex. 8744	Research, testing, and consulting services, except facilities support management services	2	(D)	(D)	(D)	AA
HUNTINGTON-ASHLAND, WV-KY-OH MSA						
	Total	244	564 721	236 478	55 070	11 182
7032, 704	Camps and membership lodging	6	284	58	17	15
792, 7991 pt., 7997, 7999 pt., 84	Selected amusement, recreation, and related services	12	7 419	2 617	567	246
8011 pt.; 8021 pt.; 805, 6, 8, 9	Selected health services	28	459 839	199 224	46 282	7 678
8111 pt.	Legal aid societies and similar legal services	1	(D)	(D)	(D)	AA
823, 4, 9	Selected educational services	4	(D)	(D)	(D)	BB
83	Social services	100	66 437	26 684	6 285	2 528
835	Child day care services	13	5 187	2 386	698	261
832, 3, 6, 9	Other social services	87	61 250	24 298	5 587	2 267
861, 2, 4, 9	Selected membership organizations	90	25 046	5 685	1 458	563
873, 4 ex. 8744	Research, testing, and consulting services, except facilities support management services	3	(D)	(D)	(D)	BB

SERVICE INDUSTRIES—GEOGRAPHIC AREA SERIES

WEST VIRGINIA WV-57

Table 7b. **Summary Statistics for Firms Exempt From Federal Income Tax for Metropolitan Areas: 1992—Con.**

[Includes only establishments with payroll. For meaning of abbreviations and symbols, see introductory text. For explanation of terms and comparability of 1987 and 1992 censuses, see appendix A. For definitions of CMSA's, MSA's, and PMSA's, see appendix D]

SIC code	Geographic area and kind of business or operation	Establishments (number)	Revenue (\$1,000)	Annual payroll (\$1,000)	First-quarter payroll (\$1,000)	Paid employees for pay period including March 12 (number)
PARKERSBURG—MARIETTA, WV—OH MSA						
	Total	149	248 433	98 175	23 259	5 346
7032, 704	Camps and membership lodging	5	674	67	13	10
792, 7991 pt., 7997, 7999 pt., 84	Selected amusement, recreation, and related services	9	4 282	1 738	335	175
8011 pt.; 8021 pt.; 805, 6, 8, 9	Selected health services	12	179 494	77 469	18 607	3 416
8111 pt.	Legal aid societies and similar legal services	1	(D)	(D)	(D)	AA
823, 4, 9	Selected educational services	7	1 105	358	84	40
83	Social services	54	47 353	14 291	3 221	1 139
835	Child day care services	11	369	194	50	36
832, 3, 6, 9	Other social services	43	46 984	14 097	3 171	1 103
861, 2, 4, 9	Selected membership organizations	59	15 086	4 011	938	556
873, 4 ex. 8744	Research, testing, and consulting services, except facilities support management services	2	(D)	(D)	(D)	AA
STEUBENVILLE—WEIRTON, OH—WV MSA						
	Total	132	164 272	68 315	17 475	3 690
7032, 704	Camps and membership lodging	1	(D)	(D)	(D)	AA
792, 7991 pt., 7997, 7999 pt., 84	Selected amusement, recreation, and related services	5	(D)	(D)	(D)	CC
8011 pt.; 8021 pt.; 805, 6, 8, 9	Selected health services	12	137 341	58 588	15 233	2 650
8111 pt.	Legal aid societies and similar legal services	2	(D)	(D)	(D)	AA
823, 4, 9	Selected educational services	4	(D)	(D)	(D)	BB
83	Social services	35	11 682	5 396	1 284	561
835	Child day care services	4	(D)	(D)	(D)	BB
832, 3, 6, 9	Other social services	31	(D)	(D)	(D)	FF
861, 2, 4, 9	Selected membership organizations	73	8 816	1 893	464	285
873, 4 ex. 8744	Research, testing, and consulting services, except facilities support management services	-	-	-	-	-
WASHINGTON—BALTIMORE, DC—MD—VA—WV CMSA						
	Total	7 627	23 116 513	8 200 098	1 986 919	295 750
7032, 704	Camps and membership lodging	32	(D)	(D)	(D)	EE
7032 704	Sporting and recreational camps	13	6 216	2 040	303	148
	Organization hotels and lodging houses, on membership basis	19	(D)	(D)	(D)	CC
792, 7991 pt., 7997, 7999 pt., 84	Selected amusement, recreation, and related services	423	(D)	(D)	(D)	II
792	Theatrical producers (except motion picture), bands, orchestras, and entertainers	88	(D)	(D)	(D)	GG
7922	Theatrical producers (except motion picture) and miscellaneous theatrical services	52	(D)	(D)	(D)	GG
7922 pt.	Producers of live theatrical productions	38	43 637	15 343	3 732	954
7922 pt.	Producers of radio and television shows, except tape	1	(D)	(D)	(D)	AA
7922 pt.	Artists' and entertainers' managers or agents, concert bureaus, booking agents	2	(D)	(D)	(D)	BB
7922 pt.	Other theatrical services	11	(D)	(D)	(D)	CC
7929 pt.	Bands, orchestras, actors, and other entertainers and entertainment groups	36	(D)	(D)	(D)	GG
7929 pt.	Dance groups and artists	4	(D)	(D)	(D)	BB
7929 pt.	Symphony orchestras, opera companies, and chamber music organizations	20	(D)	(D)	(D)	FF
7929 pt.	Other music groups and artists	8	(D)	(D)	(D)	BB
7929 pt.	Other entertainers and entertainment groups	4	(D)	(D)	(D)	BB
7991 pt., 7997	Gymnasiums, athletic clubs, and membership sports and recreation clubs	242	(D)	(D)	(D)	HH
7991 pt.	Gymnasiums and athletic clubs	6	(D)	(D)	(D)	EE
7997	Membership sports and recreation clubs	236	172 010	70 214	14 151	3 827
7999 pt.	Fairs	6	(D)	(D)	(D)	BB
84	Museums, art galleries, and botanical and zoological gardens	87	(D)	(D)	(D)	GG
841	Museums and art galleries	78	(D)	(D)	(D)	GG
842	Arboreta and botanical or zoological gardens	9	(D)	(D)	(D)	FF

WV—58 WEST VIRGINIA

SERVICE INDUSTRIES—GEOGRAPHIC AREA SERIES

Table 7b. Summary Statistics for Firms Exempt From Federal Income Tax for Metropolitan Areas: 1992—Con.

[Includes only establishments with payroll. For meaning of abbreviations and symbols, see introductory text. For explanation of terms and comparability of 1987 and 1992 censuses, see appendix A. For definitions of CMSA's, MSA's, and PMSA's, see appendix D]

SIC code	Geographic area and kind of business or operation	Establishments (number)	Revenue (\$1,000)	Annual payroll (\$1,000)	First-quarter payroll (\$1,000)	Paid employees for pay period including March 12 (number)
WASHINGTON-BALTIMORE, DC-MD-VA-WV CMSA—Con.						
8011 pt.; 8021 pt.; 805, 6, 8, 9	Selected health services -----	487	(D)	(D)	(D)	MM
8011 pt., 8021 pt., 8021 pt.	Clinics of doctors of medicine and dentists -----	84	744 433	264 645	61 775	6 877
	General medical clinics -----	83	(D)	(D)	(D)	II
	Dental clinics -----	1	(D)	(D)	(D)	AA
805	Nursing and personal care facilities -----	153	(D)	(D)	(D)	JJ
8051	Skilled nursing care facilities -----	51	(D)	(D)	(D)	II
8052	Intermediate care facilities -----	88	78 284	38 133	9 528	2 734
8059	Nursing and personal care facilities, n.e.c. -----	14	(D)	(D)	(D)	GG
806	Hospitals -----	95	(D)	(D)	(D)	MM
8062	General medical and surgical hospitals -----	71	(D)	(D)	(D)	MM
8062 pt.	General medical and surgical hospitals, nongovernment -----	62	6 429 564	2 849 393	695 941	103 452
8062 pt.	General medical and surgical hospitals, government -----	9	(D)	(D)	(D)	JJ
8063, 9	Specialty hospitals -----	24	1 161 180	592 030	146 564	19 461
8063	Psychiatric hospitals -----	10	417 657	247 496	62 376	8 220
8063 pt.	Psychiatric hospitals, nongovernment -----	4	(D)	(D)	(D)	GG
8063 pt.	Psychiatric hospitals, government -----	6	(D)	(D)	(D)	II
8069	Specialty hospitals, except psychiatric -----	14	743 523	344 534	84 188	11 241
8069 pt.	Specialty hospitals, except psychiatric; nongovernment -----	11	(D)	(D)	(D)	II
8069 pt.	Specialty hospitals, except psychiatric; government -----	3	(D)	(D)	(D)	HH
808, 9	Other health services -----	155	(D)	(D)	(D)	HH
808	Home health care services -----	34	(D)	(D)	(D)	GG
809	Miscellaneous health and allied services, n.e.c. -----	121	(D)	(D)	(D)	HH
8092	Kidney dialysis centers -----	5	(D)	(D)	(D)	CC
8093	Specialty outpatient facilities, n.e.c. -----	81	(D)	(D)	(D)	GG
8099	Health and allied services, n.e.c. -----	35	(D)	(D)	(D)	FF
8111 pt.	Legal aid societies and similar legal services -----	74	(D)	(D)	(D)	FF
823, 4, 9	Selected educational services -----	264	(D)	(D)	(D)	HH
823	Libraries -----	23	18 924	7 623	1 803	482
824	Vocational schools -----	39	(D)	(D)	(D)	EE
8243	Data processing schools -----	—	—	—	—	—
8244	Business and secretarial schools -----	—	—	—	—	—
8249	Vocational schools, n.e.c. -----	39	(D)	(D)	(D)	EE
829	Schools and educational services, n.e.c. -----	202	(D)	(D)	(D)	HH
83	Social services -----	2 748	(D)	(D)	(D)	LL
835	Child day care services -----	577	(D)	(D)	(D)	II
832, 3, 6, 9	Other social services -----	2 171	4 032 835	868 332	207 231	48 340
832	Individual and family social services -----	766	1 273 580	287 661	67 366	15 701
833	Job training and vocational rehabilitation services -----	169	(D)	(D)	(D)	II
836	Residential care -----	520	377 573	182 811	42 147	11 253
839	Social services, n.e.c. -----	716	(D)	(D)	(D)	JJ
861, 2, 4, 9	Selected membership organizations -----	2 980	(D)	(D)	(D)	KK
861	Business associations -----	1 008	(D)	(D)	(D)	JJ
864	Civic, social, and fraternal associations -----	1 034	(D)	(D)	(D)	JJ
862, 9	Other membership organizations -----	938	1 991 427	524 200	125 722	16 130
862	Professional membership organizations -----	512	(D)	(D)	(D)	II
869	Membership organizations, n.e.c. -----	426	(D)	(D)	(D)	II
873, 4 ex. 8744	Research, testing, and consulting services, except facilities support management services -----	619	(D)	(D)	(D)	JJ
873	Research, development, and testing services -----	496	2 106 528	778 309	190 392	17 606
8731	Commercial physical and biological research -----	50	(D)	(D)	(D)	II
8732	Commercial economic, sociological, and educational research -----	70	(D)	(D)	(D)	GG
8733	Noncommercial research organizations -----	373	(D)	(D)	(D)	II
8734	Testing laboratories -----	3	(D)	(D)	(D)	BB
874 ex. 8744	Management and public relations services, except facilities support management services -----	123	(D)	(D)	(D)	GG
8741	Management services -----	20	(D)	(D)	(D)	CC
8742	Management consulting services -----	26	(D)	(D)	(D)	EE
8743	Public relations services -----	28	(D)	(D)	(D)	CC
8748	Business consulting services, n.e.c. -----	49	115 331	24 179	5 395	623
Baltimore, MD PMSA						
Total -----		1 846	5 841 428	2 376 975	576 892	97 097
(See appropriate State for SIC detail.)						
Hagerstown, MD PMSA						
Total -----		165	186 765	89 817	21 710	5 059
(See appropriate State for SIC detail.)						

Table 7b. Summary Statistics for Firms Exempt From Federal Income Tax for Metropolitan Areas: 1992—Con.

[Includes only establishments with payroll. For meaning of abbreviations and symbols, see introductory text. For explanation of terms and comparability of 1987 and 1992 censuses, see appendix A. For definitions of CMSA's, MSA's, and PMSA's, see appendix D]

SIC code	Geographic area and kind of business or operation	Establishments (number)	Revenue (\$1,000)	Annual payroll (\$1,000)	First-quarter payroll (\$1,000)	Paid employees for pay period including March 12 (number)
	WASHINGTON-BALTIMORE, DC-MD-VA-WV CMSA—Con.					
	Washington, DC-MD-VA-WV PMSA					
	Total	5 616	17 088 320	5 733 306	1 388 317	193 594
7032, 704	Camps and membership lodging	26	9 484	3 123	675	236
7032	Sporting and recreational camps	7	(D)	(D)	(D)	CC
704	Organization hotels and lodging houses, on membership basis	19	(D)	(D)	(D)	CC
792, 7991 pt., 7997, 7999 pt., 84	Selected amusement, recreation, and related services	270	287 909	96 558	20 912	5 269
792	Theatrical producers (except motion picture), bands, orchestras, and entertainers	63	65 542	21 310	4 773	1 379
7922	Theatrical producers (except motion picture) and miscellaneous theatrical services	39	42 513	15 224	2 998	872
7922 pt.	Producers of live theatrical productions	29	(D)	(D)	(D)	FF
7922 pt.	Producers of radio and television shows, except tape	1	(D)	(D)	(D)	AA
7922 pt.	Artists' and entertainers' managers or agents, concert bureaus, booking agents	1	(D)	(D)	(D)	AA
7922 pt.	Other theatrical services	8	(D)	(D)	(D)	CC
7929	Bands, orchestras, actors, and other entertainers and entertainment groups	24	23 029	6 086	1 775	507
7929 pt.	Dance groups and artists	2	(D)	(D)	(D)	BB
7929 pt.	Symphony orchestras, opera companies, and chamber music organizations	14	(D)	(D)	(D)	EE
7929 pt.	Other music groups and artists	6	(D)	(D)	(D)	AA
7929 pt.	Other entertainers and entertainment groups	2	(D)	(D)	(D)	BB
7991 pt., 7997	Gymnasiums, athletic clubs, and membership sports and recreation clubs	149	113 551	46 350	9 659	2 442
7991 pt.	Gymnasiums and athletic clubs	3	(D)	(D)	(D)	BB
7997	Membership sports and recreation clubs	146	(D)	(D)	(D)	GG
7999 pt.	Fairs	5	3 380	532	68	23
84	Museums, art galleries, and botanical and zoological gardens	53	105 436	28 366	6 412	1 425
841	Museums and art galleries	48	(D)	(D)	(D)	GG
842	Arboreta and botanical or zoological gardens	5	(D)	(D)	(D)	CC
8011 pt.; 8021 pt.; 805, 6, 8, 9	Selected health services	266	6 171 237	2 790 444	677 807	92 410
8011 pt., 8021 pt.	Clinics of doctors of medicine and dentists	52	513 292	178 098	43 440	4 633
8011 pt.	General medical clinics	51	(D)	(D)	(D)	HH
8021 pt.	Dental clinics	1	(D)	(D)	(D)	AA
805	Nursing and personal care facilities	58	230 338	113 611	27 994	6 226
8051	Skilled nursing care facilities	27	171 969	84 386	20 756	4 327
8052	Intermediate care facilities	24	50 179	24 401	6 137	1 663
8059	Nursing and personal care facilities, n.e.c.	7	8 190	4 824	1 101	236
806	Hospitals	54	5 246 952	2 413 061	586 726	77 815
8062	General medical and surgical hospitals	45	(D)	(D)	(D)	LL
8062 pt.	General medical and surgical hospitals, nongovernment	38	3 519 867	1 557 168	377 428	53 546
8062 pt.	General medical and surgical hospitals, government	7	(D)	(D)	(D)	JJ
8063, 9	Specialty hospitals	9	(D)	(D)	(D)	JJ
8063	Psychiatric hospitals	4	(D)	(D)	(D)	HH
8063 pt.	Psychiatric hospitals, nongovernment	2	(D)	(D)	(D)	CC
8063 pt.	Psychiatric hospitals, government	2	(D)	(D)	(D)	HH
8069	Specialty hospitals, except psychiatric	5	(D)	(D)	(D)	II
8069 pt.	Specialty hospitals, except psychiatric; nongovernment	4	(D)	(D)	(D)	II
8069 pt.	Specialty hospitals, except psychiatric; government	1	(D)	(D)	(D)	GG
808, 9	Other health services	102	180 655	85 674	19 647	3 736
808	Home health care services	25	77 071	43 253	10 132	1 864
809	Miscellaneous health and allied services, n.e.c.	77	103 584	42 421	9 515	1 872
8092	Kidney dialysis centers	—	—	—	—	—
8093	Specialty outpatient facilities, n.e.c.	52	76 120	31 457	6 980	1 403
8099	Health and allied services, n.e.c.	25	27 464	10 964	2 535	469
8111 pt.	Legal aid societies and similar legal services	58	37 767	17 420	4 122	528
823, 4, 9	Selected educational services	212	236 303	52 479	12 783	2 560
823	Libraries	17	12 966	4 938	1 161	308
824	Vocational schools	22	11 025	4 482	1 132	252
8243	Data processing schools	—	—	—	—	—
8244	Business and secretarial schools	—	—	—	—	—
8249	Vocational schools, n.e.c.	22	11 025	4 482	1 132	252
829	Schools and educational services, n.e.c.	173	212 312	43 059	10 490	2 000
83	Social services	1 861	3 174 871	665 784	159 669	36 785
835	Child day care services	397	98 321	57 056	13 856	4 918
832, 3, 6, 9	Other social services	1 464	3 076 550	608 728	145 813	31 867
832	Individual and family social services	491	785 812	186 683	43 383	8 991
833	Job training and vocational rehabilitation services	116	144 445	72 487	17 414	4 299
836	Residential care	332	198 764	96 468	21 256	5 695
839	Social services, n.e.c.	525	1 947 529	253 090	63 760	12 882

Table 7b. Summary Statistics for Firms Exempt From Federal Income Tax for Metropolitan Areas: 1992—Con.

[Includes only establishments with payroll. For meaning of abbreviations and symbols, see introductory text. For explanation of terms and comparability of 1987 and 1992 censuses, see appendix A. For definitions of CMSA's, MSA's, and PMSA's, see appendix D]

SIC code	Geographic area and kind of business or operation	Establishments (number)	Revenue (\$1,000)	Annual payroll (\$1,000)	First-quarter payroll (\$1,000)	Paid employees for pay period including March 12 (number)
	WASHINGTON-BALTIMORE, DC-MD-VA-WV CMSA—Con.					
	Washington, DC-MD-VA-WV PMSA—Con.					
861, 2, 4, 9	Selected membership organizations -----	2 362	5 456 048	1 488 284	363 408	41 488
861	Business associations -----	894	2 748 734	798 944	196 325	17 812
864	Civic, social, and fraternal associations -----	682	798 093	186 395	46 464	8 471
862, 9	Other membership organizations -----	786	1 909 221	502 945	120 619	15 205
862	Professional membership organizations -----	449	1 294 301	328 019	79 415	9 516
869	Membership organizations, n.e.c. -----	337	614 920	174 926	41 204	5 689
873, 4 ex. 8744	Research, testing, and consulting services, except facilities support management services -----	561	1 714 701	619 214	148 941	14 318
873	Research, development, and testing services -----	453	1 522 226	570 238	137 547	13 179
8731	Commercial physical and biological research -----	38	510 359	252 218	60 326	4 964
8732	Commercial economic, sociological, and educational research -----	66	(D)	(D)	(D)	GG
8733	Noncommercial research organizations -----	347	906 525	273 866	66 834	7 117
8734	Testing laboratories -----	2	(D)	(D)	(D)	BB
874 ex. 8744	Management and public relations services, except facilities support management services -----	108	192 475	48 976	11 394	1 139
8741	Management services -----	16	18 040	3 318	756	68
8742	Management consulting services -----	23	47 315	18 738	4 627	348
8743	Public relations services -----	27	17 676	5 280	1 182	181
8748	Business consulting services, n.e.c. -----	42	109 444	21 640	4 829	542
	WHEELING, WV-OH MSA					
	Total -----	211	316 327	130 771	30 294	7 316
7032, 704	Camps and membership lodging -----	2	(D)	(D)	(D)	AA
792, 7991 pt., 7997, 7999 pt., 84	Selected amusement, recreation, and related services -----	6	3 506	1 474	307	196
8011 pt.; 8021 pt.; 805, 6, 8, 9	Selected health services -----	30	264 465	112 311	26 041	5 348
8111 pt.	Legal aid societies and similar legal services -----	1	(D)	(D)	(D)	AA
823, 4, 9	Selected educational services -----	6	2 173	492	59	23
83	Social services -----	67	29 738	12 504	2 939	1 312
835	Child day care services -----	7	1 599	952	248	105
832, 3, 6, 9	Other social services -----	60	28 139	11 552	2 691	1 207
861, 2, 4, 9	Selected membership organizations -----	95	14 569	3 439	824	402
873, 4 ex. 8744	Research, testing, and consulting services, except facilities support management services -----	4	(D)	(D)	(D)	AA

Table 8a. Summary Statistics for Firms Subject to Federal Income Tax for the Area Outside Metropolitan Areas: 1992

[Includes only establishments with payroll. For meaning of abbreviations and symbols, see introductory text. For explanation of terms and comparability of 1987 and 1992 censuses, see appendix A. For definitions of CMSA's, MSA's, and PMSA's, see appendix D]

SIC code	Kind of business or operation	Establishments (number)	Receipts (\$1,000)	Annual payroll (\$1,000)	First-quarter payroll (\$1,000)	Paid employees for pay period including March 12 (number)
	Total	4 851	2 060 480	708 230	159 466	39 032
70 ex. 704	Hotels, rooming houses, camps, and other lodging places (except membership lodging)	188	(D)	(D)	(D)	HH
7011	Hotels and motels	172	193 169	62 380	14 185	4 589
7011 pt.	Hotels	45	144 557	50 844	11 785	3 197
7011 pt.	Hotels, 25 guestrooms or more	35	(D)	(D)	(D)	HH
7011 pt.	Hotels, less than 25 guestrooms	10	(D)	(D)	(D)	BB
7011 pt.	Motels, motor hotels, and tourist courts	127	48 612	11 536	2 400	1 392
7011 pt.	Motels, tourist courts	115	37 746	8 867	1 858	1 108
7011 pt.	Motor hotels	12	10 866	2 669	542	284
702, 3	Other lodging places	16	(D)	(D)	(D)	BB
702	Rooming and boarding houses	-	-	-	-	-
703	Camps and recreational vehicle parks	16	(D)	(D)	(D)	BB
72	Personal services	627	109 203	33 320	7 764	2 925
721	Laundry, cleaning, and garment services	110	23 667	7 988	1 796	687
7211	Power laundries, family and commercial*	3	(D)	(D)	(D)	BB
7213	Linen supply*	2	(D)	(D)	(D)	AA
7215	Coin-operated laundries and drycleaning	33	1 834	337	83	69
7216	Drycleaning plants, except rug cleaning*	50	7 874	3 022	690	331
7217	Carpet and upholstery cleaning	14	(D)	(D)	(D)	BB
7218	Industrial laundriers*	2	(D)	(D)	(D)	CC
7212, 9	Other laundry, cleaning, and garment services*	6	511	119	28	17
7212	Garment pressing, and agents for laundries and drycleaners	1	(D)	(D)	(D)	AA
7219	Laundry and garment services, n.e.c.*	5	(D)	(D)	(D)	AA
722	Photographic studios, portrait	33	5 505	940	215	100
723, 4	Beauty and barber shops	265	19 526	7 844	1 806	896
723	Beauty shops	256	18 951	7 619	1 754	881
724	Barber shops	9	575	225	52	15
725	Shoe repair shops and shoeshine parlors	5	446	127	28	19
726	Funeral service and crematories	151	52 417	14 436	3 171	694
729	Miscellaneous personal services	63	7 642	1 985	748	529
7291	Tax return preparation services	35	4 572	1 297	588	423
7299	Miscellaneous personal services, n.e.c.	28	3 070	688	160	106
73	Business services	491	168 251	53 398	12 439	4 161
731	Advertising	23	(D)	(D)	(D)	CC
7311	Advertising agencies	9	(D)	(D)	(D)	BB
7312	Outdoor advertising services	5	(D)	(D)	(D)	BB
7313	Radio, television, publishers' advertising representatives	6	(D)	(D)	(D)	BB
7319	Advertising, n.e.c.	3	287	30	5	3
732	Consumer credit reporting agencies, mercantile reporting agencies, and adjustment and collection agencies	16	(D)	(D)	(D)	CC
7322	Adjustment and collection services	11	(D)	(D)	(D)	BB
7323	Credit reporting services	5	(D)	(D)	(D)	BB
733	Mailing, reproduction, commercial art and photography, and stenographic services	25	(D)	(D)	(D)	BB
7331	Direct mail advertising services	1	(D)	(D)	(D)	AA
7334	Photocopying and duplicating services	4	(D)	(D)	(D)	BB
7335, 6	Commercial photography, art, and graphics	10	1 022	131	13	9
7335	Commercial photography	5	678	80	8	6
7336	Commercial art and graphic design	5	344	51	5	3
7338	Secretarial and court reporting services	10	(D)	(D)	(D)	BB
734	Services to dwellings and other buildings	118	16 960	6 750	1 611	800
7342	Disinfecting and pest control services	28	6 927	2 503	534	153
7349	Building cleaning and maintenance services, n.e.c.	90	10 033	4 247	1 077	647
735	Miscellaneous equipment rental and leasing	105	(D)	(D)	(D)	FF
7352	Medical equipment rental and leasing	26	23 813	4 848	1 212	228
7353	Heavy construction equipment rental and leasing	16	(D)	(D)	(D)	BB
7359	Equipment rental and leasing, n.e.c.	63	36 446	6 208	1 592	234
736	Personnel supply services	30	(D)	(D)	(D)	GG
7361	Employment agencies	11	(D)	(D)	(D)	BB
7363	Help supply services	19	16 619	10 893	2 260	1 207
7363 pt.	Temporary help supply	12	(D)	(D)	(D)	FF
7363 pt.	Help supply, except temporary	7	(D)	(D)	(D)	CC
737	Computer programming, data processing, and other computer related services	49	22 075	7 978	1 899	284
7371, 2, 3	Computer programming, prepackaged software, and integrated systems	24	11 121	3 718	873	115
7371	Computer programming services	15	9 612	3 293	789	96
7372	Prepackaged software	4	(D)	(D)	(D)	AA
7373	Computer integrated systems	5	(D)	(D)	(D)	AA
7374, 5, 6	Data processing services	16	6 446	2 246	540	114
7374, 5	Computer processing, information retrieval	16	6 446	2 246	540	114
7376	Computer facilities management services	-	-	-	-	-
7377, 8, 9	Computer rental and leasing, maintenance, and related services, n.e.c.	9	4 508	2 014	486	55
7377	Computer rental and leasing	3	(D)	(D)	(D)	AA
7378	Computer maintenance and repair	4	(D)	(D)	(D)	BB
7379	Computer related services, n.e.c.	2	(D)	(D)	(D)	AA

Table 8a. Summary Statistics for Firms Subject to Federal Income Tax for the Area Outside Metropolitan Areas: 1992 — Con.

[Includes only establishments with payroll. For meaning of abbreviations and symbols, see introductory text. For explanation of terms and comparability of 1987 and 1992 censuses, see appendix A. For definitions of CMSA's, MSA's, and PMSA's, see appendix D]

SIC code	Kind of business or operation	Establishments (number)	Receipts (\$1,000)	Annual payroll (\$1,000)	First-quarter payroll (\$1,000)	Paid employees for pay period including March 12 (number)
73	Business services—Con.					
738	Miscellaneous business services -----	125	(D)	(D)	(D)	FF
7381, 2	Detective agencies and protective services -----	38	(D)	(D)	(D)	FF
7381	Detective, guard, and armored car services -----	37	(D)	(D)	(D)	FF
7382	Security systems services -----	1	(D)	(D)	(D)	AA
7383	News syndicates -----	1	(D)	(D)	(D)	AA
7384	Photofinishing laboratories* -----	11	(D)	(D)	(D)	BB
7389	Business services, n.e.c. -----	75	(D)	(D)	(D)	EE
7389 pt.	Sign painting shops -----	7	999	261	47	20
7389 pt.	Interior designing -----	5	592	78	12	5
7389 pt.	Telephone answering services -----	5	(D)	(D)	(D)	BB
7389 pt.	Other business services -----	58	12 873	3 511	882	267
75	Automotive repair, services, and parking -----	485	89 291	19 010	4 393	1 403
751	Automotive rental and leasing, without drivers -----	33	11 197	1 321	314	88
7513	Truck rental and leasing, without drivers -----	11	(D)	(D)	(D)	BB
7514, 5	Passenger car rental and leasing -----	21	4 968	622	135	53
7514	Passenger car rental -----	19	(D)	(D)	(D)	BB
7515	Passenger car leasing -----	2	(D)	(D)	(D)	AA
7519	Utility trailer and recreational vehicle rental -----	1	(D)	(D)	(D)	AA
752	Automobile parking -----	2	(D)	(D)	(D)	AA
753	Automotive repair shops -----	390	68 162	15 107	3 484	1 056
7532	Top, body, and upholstery repair shops and paint shops -----	118	22 912	4 787	1 136	338
7532 pt.	Top and body repair shops -----	114	22 563	4 750	1 131	335
7532 pt.	Paint shops -----	4	349	37	5	3
7538	General automotive repair shops -----	203	(D)	(D)	(D)	EE
7538 pt.	General automotive repair shops, except diesel -----	189	26 666	5 284	1 196	409
7538 pt.	Diesel repair shops -----	14	(D)	(D)	(D)	BB
7533, 4, 6, 7, 9	Other automotive repair shops -----	69	(D)	(D)	(D)	CC
7533	Automotive exhaust system repair shops -----	20	(D)	(D)	(D)	BB
7534	Tire retreading and repair shops -----	3	3 301	603	137	33
7536	Automotive glass replacement shops -----	12	3 922	1 113	267	59
7537	Automotive transmission repair shops -----	15	(D)	(D)	(D)	BB
7539	Automotive repair shops, n.e.c. -----	19	2 596	775	167	44
7539 pt.	Radiator repair -----	4	(D)	(D)	(D)	AA
7539 pt.	Brake, front end, and wheel alignment -----	8	(D)	(D)	(D)	AA
7539 pt.	Automotive electrical and fuel system services -----	4	354	56	13	4
7539 pt.	Other automotive repair shops, n.e.c. -----	3	(D)	(D)	(D)	AA
754	Automotive services, except repair -----	60	(D)	(D)	(D)	EE
7542	Carwashes -----	34	(D)	(D)	(D)	CC
7549	Automotive services, except repair and carwashes -----	26	4 821	1 262	277	114
76	Miscellaneous repair services -----	255	142 111	46 168	10 933	2 092
762	Electrical repair shops -----	54	21 108	6 610	1 550	351
7622	Radio and television repair shops -----	7	3 178	564	133	37
7623, 9	Other electrical and electronic repair shops -----	47	17 930	6 046	1 417	314
7623	Refrigeration and air-conditioning service and repair shops -----	11	1 963	382	65	26
7629	Electrical and electronic repair shops, n.e.c. -----	36	15 967	5 664	1 352	288
763	Watch, clock, and jewelry repair -----	1	(D)	(D)	(D)	AA
764	Reupholstery and furniture repair -----	13	(D)	(D)	(D)	BB
769	Miscellaneous repair and related services -----	187	119 916	39 343	9 339	1 716
7692	Welding repair -----	22	5 873	1 913	468	115
7694	Armature rewinding shops -----	28	43 469	15 468	3 656	606
7699	Repair shops and related services, n.e.c. -----	137	70 574	21 962	5 215	995
78, 79, 84	Amusement and recreation services, including motion pictures and museums -----	321	65 480	15 370	2 775	1 747
781, 2	Motion picture production, distribution, and services -----	—	—	—	—	—
783	Motion picture theaters -----	23	7 409	1 146	233	145
7832	Motion picture theaters, except drive-in -----	16	7 049	1 078	232	141
7833	Drive-in motion picture theaters -----	7	360	68	1	4
784	Video tape rental -----	87	9 798	1 656	410	316
792	Theatrical producers (except motion picture), bands, orchestras, and entertainers -----	5	(D)	(D)	(D)	AA
7922	Theatrical producers (except motion picture) and miscellaneous theatrical services -----	1	(D)	(D)	(D)	AA
7929	Bands, orchestras, actors, and other entertainers and entertainment groups -----	4	(D)	(D)	(D)	AA
793	Bowling centers -----	28	(D)	(D)	(D)	EE
79 ex. 792, 3, 84	Commercial sports and other amusement and recreation services, including museums -----	178	40 228	10 015	1 511	1 003
794	Commercial sports -----	5	(D)	(D)	(D)	AA
7941	Professional sports clubs, managers, promoters -----	1	(D)	(D)	(D)	AA
7948	Racing, including track operation -----	4	(D)	(D)	(D)	AA
79 ex. 792, 3, 4, 84	Other amusement and recreation services, including museums -----	173	(D)	(D)	(D)	FF
791	Dance studios, schools, and halls -----	10	1 054	164	42	36
7991	Physical fitness facilities -----	23	3 157	907	250	189
7992	Public golf courses -----	12	(D)	(D)	(D)	BB
7993	Coin-operated amusement devices -----	24	6 765	1 243	270	103
7996	Amusement parks -----	2	(D)	(D)	(D)	AA
7997	Membership sports and recreation clubs -----	27	5 600	1 707	312	149
7999, 84	Amusement and recreation services, including museums, n.e.c. -----	75	(D)	(D)	(D)	EE
7999 pt.	Concession operators of amusement devices and rides -----	1	(D)	(D)	(D)	AA
7999 pt.	Carnivals, circuses, and fairs -----	2	(D)	(D)	(D)	AA
7999 pt., 84	Other recreation and amusements, including museums -----	72	20 076	5 237	540	460

Table 8a. Summary Statistics for Firms Subject to Federal Income Tax for the Area Outside Metropolitan Areas: 1992 – Con.

[Includes only establishments with payroll. For meaning of abbreviations and symbols, see introductory text. For explanation of terms and comparability of 1987 and 1992 censuses, see appendix A. For definitions of CMSA's, MSA's, and PMSA's, see appendix D]

SIC code	Kind of business or operation	Establishments (number)	Receipts (\$1,000)	Annual payroll (\$1,000)	First-quarter payroll (\$1,000)	Paid employees for pay period including March 12 (number)
80	Health services -----	1 359	906 831	330 316	73 141	15 229
801	Offices and clinics of doctors of medicine -----	645	345 136	147 193	31 083	3 791
8011 pt.	Offices of doctors of medicine -----	629	336 357	144 020	30 322	3 656
8011 pt.	General medical clinics -----	16	8 779	3 173	761	135
802	Offices and clinics of dentists -----	273	(D)	(D)	(D)	GG
803	Offices and clinics of doctors of osteopathy -----	61	(D)	(D)	(D)	EE
804	Offices and clinics of other health practitioners -----	183	(D)	(D)	(D)	FF
8041	Offices and clinics of chiropractors -----	49	10 295	3 011	612	161
8042	Offices and clinics of optometrists -----	89	24 871	4 616	991	303
8043	Offices and clinics of podiatrists -----	12	(D)	(D)	(D)	BB
8049	Offices and clinics of health practitioners, n.e.c. -----	33	8 528	3 666	748	173
805	Nursing and personal care facilities -----	87	141 081	60 774	14 403	5 179
8051	Skilled nursing care facilities -----	30	60 893	26 307	6 298	2 197
8052	Intermediate care facilities -----	46	75 209	32 318	7 548	2 756
8059	Nursing and personal care facilities, n.e.c. -----	11	4 979	2 149	557	226
806	Hospitals -----	11	188 532	62 670	15 015	2 859
8062	General medical and surgical hospitals -----	8	(D)	(D)	(D)	GG
8063, 9	Specialty hospitals -----	3	(D)	(D)	(D)	EE
807, 8, 9	Other health services -----	99	76 117	18 775	4 204	1 099
807	Medical and dental laboratories -----	40	(D)	(D)	(D)	EE
8071	Medical laboratories -----	32	(D)	(D)	(D)	EE
8072	Dental laboratories -----	8	(D)	(D)	(D)	BB
808	Home health care services -----	19	(D)	(D)	(D)	EE
809	Miscellaneous health and allied services, n.e.c. -----	40	22 984	6 232	1 373	278
8092	Kidney dialysis centers -----	7	7 688	1 939	456	105
8093	Specialty outpatient facilities, n.e.c. -----	19	11 434	3 126	681	112
8099	Health and allied services, n.e.c. -----	14	3 862	1 167	236	61
81	Legal services -----	436	129 320	33 267	6 977	1 579
823, 4, 9	Selected educational services -----	16	(D)	(D)	(D)	CC
823	Libraries -----	-	-	-	-	-
824	Vocational schools -----	5	(D)	(D)	(D)	BB
829	Schools and educational services, n.e.c. -----	11	(D)	(D)	(D)	BB
83	Social services -----	110	23 292	10 017	2 485	1 112
835	Child day care services -----	57	5 425	2 173	501	340
832, 3, 6, 9	Other social services -----	53	17 867	7 844	1 984	772
87 ex. 8733	Engineering, accounting, research, management, and related services (except noncommercial research organizations) -----	538	215 809	99 511	23 277	3 900
871	Engineering, architectural, and surveying services -----	171	88 217	35 996	8 576	1 409
8711	Engineering services -----	100	70 392	29 341	7 074	1 050
8712	Architectural services -----	15	9 499	2 729	662	99
8713	Surveying services -----	56	8 326	3 926	840	260
872	Accounting, auditing, and bookkeeping services -----	215	40 042	13 533	3 208	891
873 ex. 8733	Research, development, and testing services (except noncommercial research organizations) -----	41	21 580	8 856	2 126	343
8731	Commercial physical and biological research -----	8	(D)	(D)	(D)	BB
8732	Commercial economic, sociological, and educational research -----	4	(D)	(D)	(D)	AA
8734	Testing laboratories -----	29	13 874	6 576	1 615	281
874	Management and public relations services -----	111	65 970	41 126	9 367	1 257
8741	Management services -----	51	44 404	29 136	6 525	910
8742	Management consulting services -----	39	14 307	7 294	1 663	277
8743	Public relations services -----	2	(D)	(D)	(D)	AA
8744	Facilities support management services -----	2	(D)	(D)	(D)	BB
8748	Business consulting services, n.e.c. -----	17	(D)	(D)	(D)	BB
89	Services, n.e.c. -----	25	7 890	2 454	496	117

Table 8b. Summary Statistics for Firms Exempt From Federal Income Tax for the Area Outside Metropolitan Areas: 1992

[Includes only establishments with payroll. For meaning of abbreviations and symbols, see introductory text. For explanation of terms and comparability of 1987 and 1992 censuses, see appendix A. For definitions of CMSA's, MSA's, and PMSA's, see appendix D]

SIC code	Kind of business or operation	Establishments (number)	Revenue (\$1,000)	Annual payroll (\$1,000)	First-quarter payroll (\$1,000)	Paid employees for pay period including March 12 (number)
	Total	834	1 190 008	490 234	116 747	25 996
7032, 704	Camps and membership lodging	20	(D)	(D)	(D)	CC
792, 7991 pt., 7997, 7999 pt., 84	Selected amusement, recreation, and related services	36	10 886	3 533	562	235
8011 pt.; 8021 pt.; 805, 6, 8, 9	Selected health services	167	(D)	(D)	(D)	JJ
8011 pt., 8021 pt., 805	Clinics of doctors of medicine and dentists	62	(D)	(D)	(D)	GG
	Nursing and personal care facilities	14	(D)	(D)	(D)	GG
806	Hospitals	35	866 046	358 166	85 881	15 128
8062	General medical and surgical hospitals	34	(D)	(D)	(D)	JJ
8063, 9	Specialty hospitals	1	(D)	(D)	(D)	FF
808, 9	Other health services	56	56 258	22 734	5 006	1 358
8111 pt.	Legal aid societies and similar legal services	12	(D)	(D)	(D)	BB
823, 4, 9	Selected educational services	15	(D)	(D)	(D)	BB
83	Social services	303	(D)	(D)	(D)	II
835	Child day care services	49	6 755	3 733	921	503
832, 3, 6, 9	Other social services	254	(D)	(D)	(D)	HH
832	Individual and family social services	124	46 386	21 062	4 674	2 533
833	Job training and vocational rehabilitation services	32	(D)	(D)	(D)	FF
836	Residential care	50	21 088	10 146	2 225	730
839	Social services, n.e.c.	48	19 292	7 007	1 679	756
861, 2, 4, 9	Selected membership organizations	269	45 205	10 703	2 492	1 219
861	Business associations	28	3 687	1 118	237	71
864	Civic, social, and fraternal associations	204	29 861	6 518	1 537	879
862, 9	Other membership organizations	37	11 657	3 067	718	269
873, 4 ex. 8744	Research, testing, and consulting services, except facilities support management services	12	(D)	(D)	(D)	CC
873	Research, development, and testing services	5	(D)	(D)	(D)	CC
874 ex. 8744	Management and public relations services, except facilities support management services	7	(D)	(D)	(D)	BB

Table 9. Places With 2,500 Inhabitants or More Ranked by Volume of Receipts of Firms Subject to Federal Income Tax: 1992

[Includes only establishments with payroll. For meaning of abbreviations and symbols, see introductory text. For explanation of terms and comparability of 1987 and 1992 censuses, see appendix A. For information on geographic areas followed by ▲, see appendix F]

Geographic area	Receipts		Cumulative receipts		Geographic area	Receipts		Cumulative receipts	
	Rank ¹	Amount (\$1,000)	Amount (\$1,000)	Percent of State total		Rank ¹	Amount (\$1,000)	Amount (\$1,000)	Percent of State total
West Virginia	(X)	4 466 290	4 466 290	100.0	West Virginia—Con.				
Charleston	1	661 523	661 523	14.8	Elkins	20	29 314	2 751 074	61.6
Huntington ▲	2	331 579	993 102	22.2	Lewisburg	21	29 058	2 780 132	62.2
Parkersburg	3	269 449	1 262 551	28.3	Nitro ▲	22	25 102	2 805 234	62.8
Beckley	4	254 457	1 517 008	34.0	New Martinsville	23	23 892	2 829 126	63.3
Wheeling ▲	5	218 715	1 735 723	38.9	Barboursville	24	23 713	2 852 839	63.9
Morgantown	6	187 164	1 922 887	43.1	Vienna	25	23 577	2 876 416	64.4
South Charleston	7	104 241	2 027 128	45.4	Buckhannon	26	20 435	2 896 851	64.9
Fairmont	8	100 828	2 127 956	47.6	Keyser	27	20 109	2 916 960	65.3
Bluefield	9	91 211	2 219 167	49.7	Moundsville	28	19 164	2 936 124	65.7
Clarksburg	10	79 393	2 298 560	51.5	Summersville	29	18 697	2 954 821	66.2
Martinsburg	11	71 919	2 370 479	53.1	Charles Town	30	16 680	2 971 501	66.5
Princeton	12	70 473	2 440 952	54.7	Point Pleasant	31	16 150	2 987 651	66.9
Weirton ▲	13	60 051	2 501 003	56.0	Chester	32	14 665	3 002 316	67.2
Williamson	14	43 003	2 544 006	57.0	Ripley	33	14 025	3 016 341	67.5
St. Albans	15	38 768	2 582 774	57.8	Weston	34	12 275	3 028 616	67.8
Oak Hill	16	37 319	2 620 093	58.7	Westover	35	10 185	3 038 801	68.0
Dunbar	17	36 808	2 656 901	59.5	Welch	36	9 442	3 048 243	68.3
Bridgeport	18	32 607	2 689 508	60.2	Kenova	37	8 759	3 057 002	68.4
Hurricane	19	32 252	2 721 760	60.9	Wellsburg	38	8 532	3 065 534	68.6

See footnotes at end of table.

SERVICE INDUSTRIES—GEOGRAPHIC AREA SERIES

WEST VIRGINIA WV-65

Table 9. Places With 2,500 Inhabitants or More Ranked by Volume of Receipts of Firms Subject to Federal Income Tax: 1992 —Con.

[Includes only establishments with payroll. For meaning of abbreviations and symbols, see introductory text. For explanation of terms and comparability of 1987 and 1992 censuses, see appendix A. For information on geographic areas followed by ▲, see appendix F]

Geographic area	Receipts		Cumulative receipts		Geographic area	Receipts		Cumulative receipts	
	Rank ¹	Amount (\$1,000)	Amount (\$1,000)	Percent of State total		Rank ¹	Amount (\$1,000)	Amount (\$1,000)	Percent of State total
West Virginia —Con.					West Virginia —Con.				
Kingwood	39	8 468	3 074 002	68.8					
Ravenswood	40	8 185	3 082 187	69.0					
Madison	41	7 530	3 089 717	69.2	Follansbee	47	4 729	3 126 527	70.0
Richwood	42	7 164	3 096 881	69.3	Williamstown	48	2 380	3 128 907	70.1
Grafton	43	6 922	3 103 803	69.5	Paden City ▲	49	741	3 129 648	70.1
Hinton	44	6 836	3 110 639	69.6	Bethlehem	(X)	(D)	(X)	(X)
Philippi	45	5 813	3 116 452	69.8	Corporation of Ranson	(X)	(D)	(X)	(X)
Shinnston	46	5 346	3 121 798	69.9	White Sulphur Springs	(X)	(D)	(X)	(X)

¹Places with suppressed receipts (if applicable) are listed at end of table rather than by rank to avoid disclosing data for individual companies.

Table 10. Counties Ranked by Volume of Receipts of Firms Subject to Federal Income Tax: 1992

[Includes only establishments with payroll. For meaning of abbreviations and symbols, see introductory text. For explanation of terms and comparability of 1987 and 1992 censuses, see appendix A. For information on geographic areas followed by ▲, see appendix F]

Geographic area	Receipts		Cumulative receipts		Geographic area	Receipts		Cumulative receipts	
	Rank ¹	Amount (\$1,000)	Amount (\$1,000)	Percent of State total		Rank ¹	Amount (\$1,000)	Amount (\$1,000)	Percent of State total
West Virginia					West Virginia —Con.				
	(X)	4 466 290	4 466 290	100.0					
Kanawha	1	945 805	945 805	21.2	Mineral	26	30 740	4 120 606	92.3
Cabell	2	372 746	1 318 551	29.5	Pocahontas	27	27 534	4 148 140	92.9
Wood	3	340 344	1 658 895	37.1	Upshur	28	26 876	4 175 016	93.5
Raleigh	4	308 086	1 966 981	44.0	Wetzel	29	26 390	4 201 406	94.1
Monongalia	5	298 219	2 265 200	50.7	Preston	30	21 967	4 223 373	94.6
Ohio	6	231 338	2 496 538	55.9	Hampshire	31	20 484	4 243 857	95.0
Mercer	7	213 345	2 709 883	60.7	McDowell	32	19 492	4 263 349	95.5
Greenbrier	8	171 496	2 881 379	64.5	Lewis	33	17 803	4 281 152	95.9
Harrison	9	168 619	3 049 998	68.3	Tucker	34	17 469	4 298 621	96.2
Marion	10	133 157	3 183 155	71.3	Wyoming	35	15 994	4 314 615	96.6
Berkeley	11	108 561	3 291 716	73.7	Morgan	36	14 845	4 329 460	96.9
Putnam	12	96 771	3 388 487	75.9	Lincoln	37	13 258	4 342 718	97.2
Mingo	13	82 223	3 470 710	77.7	Braxton	38	13 217	4 355 935	97.5
Logan	14	80 746	3 551 456	79.5	Pleasants	39	11 768	4 367 703	97.8
Fayette	15	80 682	3 632 138	81.3	Summers	40	10 978	4 378 681	98.0
Hancock	16	77 915	3 710 053	83.1	Roane	41	9 864	4 388 545	98.3
Jefferson	17	63 381	3 773 434	84.5	Grant	42	8 678	4 397 223	98.5
Wayne	18	59 123	3 832 557	85.8	Barbour	43	8 578	4 405 801	98.6
Marshall	19	47 427	3 879 984	86.9	Hardy	44	8 271	4 414 072	98.8
Randolph	20	39 070	3 919 054	87.7	Taylor	45	8 157	4 422 229	99.0
Nicholas	21	37 244	3 956 298	88.6	Pendleton	46	7 003	4 429 232	99.2
Mason	22	36 348	3 992 646	89.4	Webster	47	6 039	4 435 271	99.3
Boone	23	34 631	4 027 277	90.2	Gilmer	48	5 548	4 440 819	99.4
Brooke	24	31 659	4 058 936	90.9	Ritchie	49	5 422	4 446 241	99.6
Jackson	25	30 930	4 089 866	91.6	Clay	50	5 239	4 451 480	99.7
					Monroe	51	5 165	4 456 645	99.8
					Tyler	52	4 491	4 461 136	99.9
					Calhoun	53	2 639	4 463 775	99.9
					Wirt	54	1 626	4 465 401	100.0
					Doddridge	55	889	4 466 290	100.0

¹Counties with suppressed receipts (if applicable) are listed at end of table rather than by rank to avoid disclosing data for individual companies.

Appendix A.

General Explanation

CENSUS COVERAGE AND METHODOLOGY

Structure and method of enumeration. Firms in the 1992 Census of Service Industries were divided into the nonmail universe and mail universe. The coverage and the method of obtaining census information from each follow:

1. The nonmail universe consisted of firms which were not required to file a regular census return and included:

- a. All taxable nonemployers, i.e., all firms subject to Federal income tax with no paid employees during 1992. Receipts information for these firms was obtained from administrative records of other Federal agencies. Although consisting of many firms, nonemployers accounted for less than 10 percent of total receipts of all establishments covered in the census.

The census included only those service nonemployer firms which reported a receipts volume of \$1,000 or more during 1992. Establishments exempt from Federal income tax with no paid employees were excluded as in previous censuses.

Data for nonemployers are not included in this report but are provided in a subsequent Non-employer Statistics report (SC92-N-1).

- b. Selected small employers, i.e., single-establishment firms with payroll below a specified cutoff. (The term "employers" refers to firms with one or more paid employees at any time during 1992 as shown in the active administrative records of other Federal agencies.) Although the payroll cutoff varied by kind of business, small employers generally included firms with less than 10 employees and represented about 10 percent of total receipts of establishments covered in the census.

Data on receipts, payroll, and employment for employer firms below the payroll cutoff were derived or estimated from administrative records of other Federal agencies, except for a sample of small employer firms in classifications for which specialized data requirements precluded reliance solely on administrative records sources. This sample was included in the mail universe.

2. The mail universe consisted of firms for which information was obtained by means of a mail canvass and included:

- a. Large employers, i.e., all multiestablishment firms, and all employer firms above the payroll size cutoff referred to in section 1b. Within this category, a report of company organization was conducted periodically to identify establishment locations of firms which operated at more than one location and to obtain information on payroll and mid-March employment at each location. The 1991 Report of Company Organization was used as a coverage check in the census. In the 1992 census, all multi-establishment firms were asked to notify the Census Bureau of any establishments for which a form was not received. Report forms were subsequently provided to the firms for these establishments.
- b. A sample of small employer firms in classifications for which specialized data precluded reliance solely on administrative records sources. These firms were sent the census mailing packages containing the appropriate 1992 questionnaire.

Method of classifying kinds of business. The service industries classifications for all establishments were based on the *Standard Industrial Classification Manual: 1987*¹ (SIC). However, the method of assigning these classifications, and the level of detail at which establishments were classified, differed between the nonmail and mail universes as follows:

1. The nonmail universe

- a. Nonemployers were classified on the basis of information obtained from administrative records of other Federal agencies.
- b. Selected small employers were classified on the basis of the most current census kind-of-business classification available from one of the Census Bureau's current sample surveys or the 1987 census. Otherwise, the classification was obtained from administrative records of other Federal agencies.

If the census or administrative record classifications proved inadequate (none corresponded to a 1992 census classification in the detail required for

¹*Standard Industrial Classification Manual: 1987*. For sale by Superintendent of Documents, U.S. Government Printing Office, Washington, DC 20402. Stock No. 041-001-00314-2.

employers), the firm was sent a brief inquiry requesting information necessary to assign a 1992 census kind-of-business code.

2. Establishments in the mail universe were classified on the basis of their self-designation, answers to questions on receipts by type of service provided, and other special inquiries.

Method of assigning tax status. For kind-of-business classifications² where there were substantial numbers of taxable and tax-exempt establishments, establishments were classified based on the Federal income tax filing requirement for the establishment or organization. This classification was based primarily on the response to an inquiry on the census questionnaire. Establishments that indicated that all or part of their income was exempt from Federal income tax under provisions of section 501 of the IRS code were classified as tax-exempt; establishments indicating no such exemption were classified as taxable. All government-operated hospitals were classified as tax-exempt. For establishments in the nonmail universe, the tax status classification was based upon the type of tax return filed by the firm or organization.

For selected kind-of-business classifications³ comprised primarily of tax-exempt establishments, all establishments in those classifications were defined as tax-exempt. All establishments in the remaining kind-of-business classifications (comprised primarily of taxable establishments) were defined as taxable.

COMPARABILITY OF THE 1987 AND 1992 CENSUSES

The 1987 and 1992 censuses were conducted under similar conditions and procedures except for the following:

Geographic areas. The boundaries of a number of areas for which data are shown in the 1992 census are not the same as in the 1987 census because of annexations; other boundary changes; and redefinitions of metropolitan statistical areas (MSA's), primary metropolitan statistical areas (PMSA's), and consolidated metropolitan statistical areas (CMSA's).⁴ In addition, data for consolidated cities are included in the 1992 census.

Data for special economic urban areas (SEUA's) with 10,000 inhabitants or more in Michigan, Minnesota, New York, and Wisconsin qualified for publication in the 1992 census. This included townships in Michigan and Minnesota and towns in New York and Wisconsin. However, Minnesota did not have any townships that met the population criteria.

²SIC's 7032, 792, 7991 pt., 7997, 7999 pt., 8011 pt., 8021 pt., 805, 806, 808, 809, 82, 83, 84 pt., 873 ex. 8733, 874 ex. 8744.

³SIC's 7041, 8111 pt., 84 pt., 86, 8733.

⁴Newly defined metropolitan areas (MA's) were announced by the Office of Management and Budget (OMB) effective June 30, 1993.

Nonemployer firms. In 1987, data for nonemployer firms were published for the United States, States, metropolitan areas, counties, and places in four regional reports in the Nonemployer Statistics Series (SC87-N-1 to -4).

For 1992, data for nonemployers by kind of business are presented in one *Nonemployer Statistics* report (SC92-N-1) for the United States, States, and metropolitan areas. Nonemployer data for counties and places are available on compact disc-read only memory (CD-ROM).

Employment. In 1987, employment data withheld to avoid disclosing data for individual companies were represented with the symbol "(D)." In 1992, withheld employment data are represented with symbols that denote employment size ranges. These symbols are defined in the introductory text.

Sources of receipts/revenue. In 1987, data on sources of receipts/revenue for selected industries were published with other industry-specific data in the *Miscellaneous Subjects* report (SC87-S-4) of the Subject Series. In 1992, sources of receipts/revenue data are presented separately in the *Sources of Receipts or Revenue* report (SC92-S-4) of the Subject Series.

Legal form of organization. In 1987, data on the number of individual proprietorships/partnerships were published in the Geographic Area Series. In 1992, individual proprietorship/partnership data are published in the *Establishment and Firm Size* report (SC87-S-1) and in the *Nonemployer Statistics* report (SC87-N-1).

EXPLANATION OF TERMS

Establishments. An establishment is a single physical location at which business is conducted. It is not necessarily identical with a company or enterprise, which may consist of one establishment or more. Statistics for service industries represent a summary of reports for individual establishments rather than companies. For cases where a census report was received, separate information was obtained for each location where business was conducted. When administrative records of other Federal agencies were used instead of a census report, no information was available on the number of locations operated. Estimates of this number were derived from a sample and are provided in the service industries report, *Miscellaneous Subjects* (SC92-S-5). Each census report was tabulated according to the physical location at which the business was conducted. The count of establishments represents those in business at any time during 1992. Appendix G provides a comparison of the number of establishments active any time during the year versus the number in business at the end of the year.

When two activities or more were carried on at a single location under a single ownership, all activities generally were grouped together as a single establishment. The

entire establishment was classified on the basis of its major activity and all data for it were included in that classification. However, when distinct and separate economic activities (for which different industry classification codes were appropriate) were conducted at a single location under a single ownership, and when conditions prescribed by the SIC manual for recognizing the existence of more than one establishment were met, separate establishment reports for each of the different activities were obtained in the census.

Leased service departments (separately owned businesses operated as departments or concessions of other service establishments or of retail businesses, such as a separately owned shoeshine parlor in a barber shop, or a beauty shop in a department store) are treated as separate service establishments for census purposes. Leased retail departments located in service establishments (e.g., a gift shop located in a hotel) are considered separate retail establishments.

Firms. A firm is a business organization or entity consisting of one domestic establishment (location) or more under common ownership or control. All establishments of subsidiary firms are included as part of the controlling firm. For the economic census, the terms "firm" and "company" are synonymous.

Receipts (Basic dollar volume measure for service establishments of firms subject to Federal income tax). Includes receipts from customers or clients for services rendered, from the use of facilities, and from merchandise sold during 1992 whether or not payment was received in 1992, except for health practitioners and legal, architectural, engineering, and surveying services, which reported on a cash basis (payments received in 1992 regardless of when services were rendered). Excise taxes on gasoline, liquor, tobacco, etc., which are paid by the manufacturer or wholesaler and passed on in the cost of goods purchased by the service establishment, are also included. Receipts from leasing of vehicles, equipment, etc., marketed under operating leases are included in receipts figures as well as the fair sales value of merchandise marketed in 1992 under capital, finance, or "full payout" leases. Receipts also include the total value of service contracts, amounts received for work subcontracted to others, and dues and assessments from members and affiliates.

Receipts are net after deductions for refunds and allowances for merchandise returned by customers. Receipts do not include sales, occupancy, admissions, or other taxes collected from customers and remitted directly by the firm to a local, State, or Federal tax agency, nor do they include income from such sources as contributions, gifts, and grants; dividends, interest, and investments; or sale or rental of real estate. Also excluded are rents from and receipts (gross as well as the establishment's share) of departments and concessions which are operated by others; sales of used equipment rented or leased to

customers; commissions from vending machine operators; and other nonoperating income such as royalties, franchise fees, etc.

Receipts in this report do not include service receipts of manufacturers, wholesalers, retail establishments, or other businesses whose primary activity is other than service. They do, however, include receipts other than from services rendered (e.g., sale of merchandise to individuals or other businesses) by establishments primarily engaged in performing services and classified in the service industries.

Revenue (Basic dollar volume measure for firms exempt from Federal income tax). Includes revenue from customers or clients for services rendered and merchandise sold during 1992, whether or not payment was received in 1992. Also included are income from interest, dividends, gross contributions, gifts, grants (whether or not restricted for use in operations), rents, royalties, dues and assessments from members and affiliates, and receipts from fundraising activities. Receipts from taxable business activities of firms exempt from Federal income tax (Unrelated Business Income) are also included in revenue.

Revenue does not include sales, admissions, or other taxes collected by the organization from customers or clients and paid directly to a local, State, or Federal tax agency; income from the sale of real estate, investments, or other assets (except inventory held for resale); gross receipts of departments, concessions, etc., that are operated by others; and amounts transferred to operating funds from capital or reserve funds.

Expenses. Expenses include payroll, employee benefits, interest, rent, payroll taxes, cost of supplies used for operation, depreciation expenses, fundraising expenses, contracted or purchased services, and other expenses charged to operations during 1992.

Expenses in this report exclude outlays for the purchase of real estate; construction and all other capital improvements; funds invested; assessments or dues paid to the parent or other chapters of the same organization; and, for fundraising organizations, funds transferred to charities and other organizations.

Annual payroll. Payroll includes all forms of compensation, such as salaries, wages, commissions, bonuses, vacation allowances, sick-leave pay, employee contributions to qualified pension plans, and the value of payments in kind (e.g., free meals and lodgings) paid during the year to all employees. Tips and gratuities received by employees from patrons and reported to employers are included. For corporations, payroll includes amounts paid to officers and executives; for unincorporated businesses, it does not include profit or other compensation of proprietors or partners. Payroll is reported before deductions for social security, income tax, insurance, union dues, etc. This definition of payroll is the same as that used by the Internal Revenue Service (IRS) on form 941.

First-quarter payroll. This item consists of payroll, as defined above, paid to persons employed at any time during the quarter January to March 1992.

Paid employees for pay period including March 12. Paid employees consist of the full- and part-time employees, including salaried officers and executives of corporations, who were on the payroll during the pay period including March 12. Included are employees on paid sick leave, paid holidays, and paid vacations; not included are proprietors and partners of unincorporated businesses. The definition of paid employees is the same as that used on IRS form 941.

Auxiliary establishments. Each company included in this census was asked to identify and separately report auxiliary locations whose primary functions were to manage, administer, service, or support the activities of the other establishments of the company. Data presented in this report do not include auxiliary establishments. Data for auxiliaries are presented in a subsequent report issued as part of the *1992 Enterprise Statistics* reports.

KIND-OF-BUSINESS CLASSIFICATIONS

Services, as defined in Division I of the 1987 Standard Industrial Classification (SIC) manual, includes establishments primarily engaged in rendering a wide variety of services to individuals, business and government establishments, and other organizations.

Establishments covered by the census were assigned kind-of-business classifications according to the industry classifications defined in the 1987 SIC manual. When a more detailed classification than defined in the SIC manual was needed, additional kinds of business were identified within an SIC industry.

The basis for a kind-of-business classification is described above in Method of Classifying Kinds of Business. Descriptions of those kinds of business for which data are provided in this report follow.

Hotels, Rooming Houses, Camps, and Other Lodging Places (SIC Major Group 70)

This group includes establishments engaged in providing lodging, or lodging and meals, and camping facilities. Hotels which provide accommodations for permanent residents (e.g., apartment hotels) and residential mobile home parks are classified in Real Estate, Major Group 65.

Hotels and motels (SIC 7011). Commercial establishments, known to the public as hotels, motor hotels, motels, or tourist courts, primarily engaged in providing lodging, or lodging and meals.

For large geographic areas, data are presented for the following subdivisions of this classification:

1. Hotels, 25 guestrooms or more.
2. Hotels, less than 25 guestrooms.
3. Motels, tourist courts.
4. Motor hotels.

The classification of individual establishments into hotels, motor hotels, and motels and tourist courts was based primarily on the respondents' self-designation.

Rooming and boarding houses (SIC 702). Establishments renting rooms, with or without board, on a fee basis. Homes for the elderly, for children, and for the handicapped that provide additional services, other than nursing care, are classified in Industry 8361, and homes that provide nursing and/or health-related care are classified in Industry Group 805. Rooming and boarding houses operated by membership organizations for their members only are classified in Industry 7041.

Sporting and recreational camps (SIC 7032). Sporting and recreational camps providing lodging and meals, or lodging only. Included are children's camps, fishing camps, hunting camps, and dude ranches. Day camps and sports instructional camps, such as baseball, basketball, or football camps, are classified in Industry 7999.

Recreational vehicle parks and campsites (SIC 7033). Establishments providing overnight or short-term sites for recreational vehicles, trailers, campers, or tents. Residential trailer and mobile home parks are classified in Real Estate, Major Group 65.

Organization hotels and lodging houses, on membership basis (SIC 704). Lodging houses and hotels operated by membership organizations for the benefit of their members and guests, and not open to the general public. Hotels operated by such organizations but open to the public are classified in Industry 7011. Residential homes for the elderly and others in need of residential, social, and personal care are classified in Industry 8361.

Personal Services (SIC Major Group 72)

This group includes establishments primarily engaged in providing services generally to individuals, such as barber and beauty shops, drycleaning plants, laundries, and photographic studios. For establishments classified in Industry Group 721, collecting and distributing units (branch outlets, pickup stations, terminals, or depots) owned and operated by a firm which does its own laundry work are not classified as separate establishments. Data for these units are merged with data for the plant where the work is done.

Power laundries, family and commercial (SIC 7211).

Establishments primarily engaged in operating mechanical laundries with steam or other power. Excluded are establishments which have power laundry equipment but which are primarily engaged in a specialty, such as industrial laundering, linen rental, or diaper service. These establishments are classified in other categories within Industry Group 721. Independently owned agencies for laundry plants are classified in Industry 7212. Laundries using small power equipment of household type are classified in Industry 7219.

Garment pressing, and agents for laundries and dry-cleaners (SIC 7212).

Establishments primarily engaged in providing laundry and drycleaning services but which have the laundry and/or drycleaning work done by others. Establishments in this industry may do their own pressing or finishing work. Independently owned collecting and distributing agencies serving drycleaning plants or power laundries are included in this classification.

Linen supply (SIC 7213). Establishments primarily engaged in supplying, on a rental basis, such laundered items as uniforms, aprons, table covers, bed linens, and towels. Establishments included in this classification may or may not operate their own laundry facilities.

Coin-operated laundries and drycleaning (SIC 7215).

Establishments primarily engaged in the operation of coin-operated or similar self-service laundry and/or drycleaning equipment. Included are establishments known as laundromats, launderettes, self-service drycleaners, etc. Establishments which operate such machinery in apartment houses, dormitories, and similar locations are included. Establishments which rent such machinery (e.g., to apartment houses) are classified in Industry 7359.

For large geographic areas, data are presented for the following subdivisions of this classification:

1. Coin-operated laundries and drycleaning stores.
2. Coin-operated laundry routes.

Drycleaning plants, except rug cleaning (SIC 7216).

Establishments primarily engaged in drycleaning or dyeing apparel and household fabrics other than rugs. Establishments primarily engaged in cleaning rugs are classified in Industry 7217. Independently owned agencies for cleaning plants are classified in Industry 7212. Establishments known as "tailor shops" or "cleaners" are included in this classification only if they do their own cleaning. Establishments primarily engaged in dyeing fabrics for the trade are classified in Manufacturing, Major Group 22.

Carpet and upholstery cleaning (SIC 7217). Establishments primarily engaged in cleaning carpets and upholstered furniture. Establishments primarily engaged in rug repair are classified in Industry 7699, those primarily

engaged in reupholstering and repairing furniture are classified in Industry 7641, and those primarily engaged in building cleaning are classified in Industry 7349.

Industrial launderers (SIC 7218). Establishments primarily engaged in supplying laundered or drycleaned work uniforms, wiping towels, protective apparel (gloves, flame resistant clothing, etc.), dust control items (treated mats or rugs, mops, cloths, etc.), and similar items to industrial, commercial, and government users. These items may belong to the industrial launderers and be supplied to users on a rental basis, or they may belong to the customers. Establishments included in this industry may or may not operate their own laundry or drycleaning facilities.

Laundry and garment services, n.e.c. (SIC 7219). Establishments primarily engaged in furnishing other laundry services, including repair, alteration, and storage of clothes for individuals; diaper service; and hand laundries. Custom tailors, dressmakers, and fur shops making fur apparel to custom order are classified in Retail Trade.

Photographic studios, portrait (SIC 722). Establishments primarily engaged in still or video portrait photography for the general public. Included in this classification are school, home, and transient portrait photographers. Establishments primarily engaged in commercial photography are classified in Industry 7335; those primarily engaged in video tape production other than portrait are classified in Industry 7812; and those primarily engaged in film developing and/or print processing for the trade or for the general public are classified in Industry 7384.

Beauty shops (SIC 723). Establishments primarily engaged in providing beauty services or both beauty and barber services. Beauty and cosmetology schools are also included. Beauty shop concessions (owned and operated by concessionaires) in hotels, department stores, etc., are classified in this industry and treated as separate establishments. However, beauty shops owned by and operated as part of other businesses (e.g., hotels, department stores) are considered part of the main establishment.

Barber shops (SIC 724). Establishments primarily engaged in providing barber and men's hair styling services. Barber colleges are also included. Barber shop concessions (owned and operated by concessionaires) in hotels, department stores, etc., are classified in this industry and treated as separate establishments. However, barber shops owned by and operated as part of other businesses (e.g., hotels, department stores) are considered part of the main establishment.

Shoe repair shops and shoeshine parlors (SIC 725). Establishments primarily engaged in repairing footwear or shining shoes. Also included are establishments engaged in cleaning and blocking hats. Shoe repair and shoeshine departments (owned and operated by concessionaires) in

hotels, department stores, etc., are classified in this industry and treated as separate establishments. However, shoe repair shops and shoeshine parlors owned and operated as part of other businesses (e.g., hotels, department stores) are considered part of the main establishment.

Funeral service and crematories (SIC 726). Establishments primarily engaged in preparing the dead for burial, conducting funerals, and cremating the dead. Receipts include sales of funeral merchandise, such as caskets and burial clothing, and other services provided directly by the establishments. Also included in the receipts are reimbursements for cash advances made to other establishments for funeral-related merchandise sales and services, such as flowers. Cemeteries, and crematories operated in conjunction with cemeteries, are classified in Real Estate, Industry 6553; crematories and burial services for pets are classified in Agriculture, Industry 0752.

Tax return preparation services (SIC 7291). Establishments primarily engaged in providing tax return preparation services without also providing accounting, auditing, or bookkeeping services. Establishments providing tax return preparation services which also provide accounting, auditing, or bookkeeping services are classified in Industry 8721. Tax return preparation services (owned and operated by concessionaires) in department stores, etc., are classified in this industry and treated as separate establishments. However, tax return preparation services owned and operated as part of other businesses are considered part of the main establishment.

Miscellaneous personal services, n.e.c. (SIC 7299). Establishments primarily engaged in providing personal services, not elsewhere classified, such as saunas; steam and Turkish baths; costume and formal wear rental; operation of coin-operated personal service machines, such as weighing machines, public lockers (except cold storage), pay toilets, etc.; checkroom concessions; dating service; diet or weight reducing workshops; and tanning salons. Establishments operating coin-operated amusement machines, such as pinball machines and juke boxes, are classified in Industry 7993. The operation of physical fitness facilities, including health fitness spas and reducing salons, is classified in Major Group 70 if lodging is also provided and in Industry 7991 if lodging is not provided.

For large geographic areas, data are presented for the following subdivisions of this classification:

1. Massage parlors, tanning salons, and saunas.
2. Diet and weight reducing services.
3. Formal wear rental.
4. Other personal services, n.e.c.

Business Services (SIC Major Group 73)

This group includes establishments primarily engaged in providing services, not elsewhere classified, to business establishments on a contract or fee basis.

Advertising agencies (SIC 7311). Establishments primarily engaged in preparing advertising (writing copy, artwork, graphics, and other creative work) and placing such advertising in periodicals, newspapers, radio, television, or other advertising media for clients on a contract or fee basis. Establishments which place advertising with media but perform no creative services (media buying services) are classified in Industry 7319. Establishments which write advertising copy but do not place the advertising with media are classified in Industry 8999. Establishments which provide commercial art, graphics, or other creative advertising services but do not place the advertising with media are classified in Industry Group 733. Establishments which solicit advertising for nonaffiliated radio, television, newspapers, or magazines are classified in Industry 7313.

Outdoor advertising services (SIC 7312). Establishments primarily engaged in the preparation of poster displays and painted and electric displays on billboards, panels, bulletins, and frames, principally outdoors. Such establishments may (as incidental services) construct, repair, and maintain display boards and may post advertisements. Sign painting shops are classified in Industry 7389. Shops which make neon signs to order are classified in Manufacturing. Establishments primarily engaged in erecting signs are classified in Construction.

Radio, television, and publishers' advertising representatives (SIC 7313). Establishments primarily engaged in soliciting advertising on a contract or fee basis for (nonaffiliated) newspapers, magazines, and other publications, or for radio and television stations. Advertising sales offices operated by the media are classified as auxiliaries.

For large geographic areas, data are presented for the following subdivisions of this classification:

1. Radio and television advertising representatives.
2. Publishers' advertising representatives.

Advertising, n.e.c. (SIC 7319). Establishments primarily engaged in furnishing advertising services, not elsewhere classified, such as handbill distribution, distribution of samples, and transit advertising. Establishments which provide commercial art, graphics, or other creative advertising services but do not place the advertising with the media, are classified in Industry Group 733. Establishments primarily engaged in direct mail advertising, compiling and selling mailing lists, and related services are classified in Industry 7331.

Adjustment and collection services (SIC 7322). Establishments primarily engaged in the collection or adjustment of claims other than insurance. Establishments providing insurance adjustment services are classified in Insurance, Major Group 64. Establishments providing debt counseling or adjustment services for individuals are classified in Industry 7299. Centralized charge services are classified in Finance, Major Group 61.

Credit reporting services (SIC 7323). Establishments primarily engaged in providing mercantile and consumer credit reporting services. Establishments primarily engaged in conducting personal investigations (background) and preparing reports for insurance companies and other business firms are classified in Industry 7389.

Direct mail advertising services (SIC 7331). Establishments primarily engaged in furnishing direct mail advertising services, such as creating, producing, and mailing direct mail advertising. This industry also includes establishments primarily engaged in compiling and selling mailing lists. Establishments primarily engaged in reproducing direct mail copy to order but also providing other direct mail advertising services are classified in Manufacturing if they print the copy, and in Industry 7334 if they duplicate the copy by photocopying or similar reproduction methods.

For large geographic areas, data are presented for the following subdivisions of this classification:

1. Mailing list compilers, brokers, and managers.
2. Direct mail advertising services, except mailing list services.

Photocopying and duplicating services (SIC 7334). Establishments primarily engaged in reproducing text, drawings, plans, maps, or other copy by blueprinting, photocopying, mimeographing, or other methods of duplication other than printing or microfilming. Printing, including "quick printing," is classified in Manufacturing, and microfilming is classified in Industry 7389.

For large geographic areas, data are presented for the following subdivisions of this classification:

1. Blueprinting and photocopying services.
2. Duplicating services, except printing and photocopying.

Commercial photography (SIC 7335). Establishments engaged in providing commercial photography services for advertising agencies, publishers, and other business and industrial users. Establishments engaged in still and video portrait photography are classified in Industry 7221, and those primarily engaged in mapmaking are classified in Industry 7389. Establishments primarily engaged in medical photography are classified in Industry 8099. Establishments primarily engaged in producing commercial video tape or films are classified in Industry 7812.

Commercial art and graphic design (SIC 7336). Establishments primarily engaged in providing commercial art or graphic design services for advertising agencies, publishers, and other business and industrial users. Producers of still and slide films are classified here. Establishments primarily engaged in art, except commercial and medical art, are classified in Industry 8999; those engaged in medical art are classified in Industry 8099; and those providing drafting services are classified in Industry 7389.

For large geographic areas, data are presented for the following subdivisions of this classification:

1. Commercial art.
2. Graphic arts and related design.

Secretarial and court reporting services (SIC 7338). Establishments primarily engaged in furnishing secretarial, typing, word processing, resume writing, and court reporting services.

Disinfecting and pest control services (SIC 7342). Establishments primarily engaged in providing disinfection and termite, insect, rodent, and other pest control generally in dwellings or other buildings. Establishments primarily engaged in pest control for lawns or agricultural production are classified in Agriculture.

Building cleaning and maintenance services, n.e.c. (SIC 7349). Establishments primarily engaged in furnishing building cleaning and maintenance services, not elsewhere classified, such as window cleaning, janitorial services, floor waxing, and office cleaning. General contractors and special trade contractors primarily engaged in building repair work, cleaning building exteriors by sand or steam blasting, or cleaning up after construction are classified in Construction.

Medical equipment rental and leasing (SIC 7352). Establishments primarily engaged in renting or leasing (except finance leasing) medical equipment. These establishments may also sell medical supplies, but establishments primarily engaged in selling medical supplies are classified in Wholesale or Retail Trade. Establishments primarily engaged in finance leasing are classified in Finance, Industry 6159.

Heavy construction equipment rental and leasing (SIC 7353). Establishments primarily engaged in renting or leasing (except finance leasing) heavy construction equipment, with or without operators. Establishments primarily engaged in finance leasing are classified in Finance, Industry 6159.

For large geographic areas, data are presented for the following subdivisions of this classification:

1. Rental and leasing of heavy construction equipment without operators.
2. Rental and leasing of heavy construction equipment with operators.

Equipment rental and leasing, n.e.c. (SIC 7359). Establishments primarily engaged in renting or leasing (except finance leasing) equipment, not elsewhere classified, such as tools, furniture, industrial equipment (except heavy construction), televisions, appliances, party supplies, etc. Establishments primarily engaged in finance leasing are classified in Finance, Industry 6159.

Establishments renting or leasing automobiles and trucks without drivers are classified in Industry Group 751; those renting with drivers, in Transportation. Establishments renting (or leasing) medical equipment are classified in Industry 7352; video tapes and cassettes, in Industry 7841; amusement and recreation items, such as bicycles, beach chairs, etc., in Industry 7999; personal items, such as formal wear, lockers (other than refrigerated), and pillows, in Industry 7299; commercial boats, in Water Transportation, Major Group 44. Direct leasing of machinery or equipment by the manufacturer is classified in Manufacturing or Wholesale Trade. Establishments primarily leasing computer time, including time-sharing services, are classified in Industry 7374; and those renting or leasing computers or data processing equipment, in Industry 7377.

For large geographic areas, data are presented for the following subdivisions of this classification:

1. Equipment rental, except rent-to-own.
2. Equipment leasing, except finance leasing.
3. Rent-to-own.

Employment agencies (SIC 7361). Establishments primarily engaged in providing placement and employment services for employers or those seeking employment. Modeling agencies and nurses' registries are included. Theatrical employment agencies are classified in Industry 7922; motion picture casting bureaus, in Industry 7819; and establishments engaged in furnishing help to other businesses, in Industry 7363.

Help supply services (SIC 7363). Establishments primarily engaged in supplying temporary or continuing help (except agricultural) to other businesses on a contract or fee basis. The help supplied is on the payroll of the supplying establishment but is under the direct or general supervision of the business to whom the help is furnished. Establishments primarily engaged in providing placement and employment services are classified in Industry 7361. Establishments which provide both management and staff to operate a business are classified according to the type of activity of the business. Establishments primarily engaged in furnishing personnel to perform a range of services in support of the operation of other establishments are classified in Industry 8744. Farm labor supply is classified in Agriculture, Industry 0761.

For large geographic areas, data are presented for the following subdivisions of this classification:

1. Temporary help supply.
2. Employee leasing.
3. Other help supply services.

Computer programming services (SIC 7371). Establishments primarily engaged in providing custom computer programming services on a contract or fee basis. These

establishments often perform a variety of additional services, such as computer software design and analysis, modification of existing software, and training in the use of custom software. Establishments primarily engaged in the development and marketing of prepackaged software are classified in Industry 7372. Computer processing services are classified in Industry 7374.

Prepackaged software (SIC 7372). Establishments primarily engaged in designing and developing prepackaged software, including operating, utility, and applications programs. These establishments may also prepare software documentation for the user, install software for the user, and train the user in the use of the software. Establishments primarily engaged in buying and selling prepackaged software are classified in Wholesale or Retail Trade. Custom computer software services, including computer code authors, are classified in Industry 7371.

Computer integrated systems (SIC 7373). Establishments primarily engaged in developing or modifying computer software and packaging or bundling the software with hardware (computers and peripheral equipment) to create an integrated system for specific application. These establishments are involved in all phases of systems development, from design through installation. Establishments primarily engaged in buying and selling computer software and/or hardware are classified in Wholesale or Retail Trade, and establishments primarily engaged in manufacturing computers and/or peripheral equipment are classified in Manufacturing.

Computer processing and data preparation and processing services (SIC 7374). Establishments primarily engaged in providing computer processing and data preparation services. Service may consist of complete processing and preparation of reports from data supplied by the customer, or it may be specialized, such as data entry or making data processing equipment available on an hourly or time-sharing basis.

Information retrieval services (SIC 7375). Establishments primarily engaged in providing on-line information retrieval services on a contract or fee basis. The information generally involves a range of subjects and is taken from other primary sources. Establishments which collect and originate the data are classified in the industry associated with that activity.

Computer facilities management services (SIC 7376). Establishments primarily engaged in providing on-site management and operation of computer and data processing facilities on a contract or fee basis. Establishments primarily engaged in providing computer and data processing at their own facilities are classified in Industry 7374.

Computer rental and leasing (SIC 7377). Establishments primarily engaged in renting or leasing (except finance) computers and related data processing equipment on the

customers' site, whether or not also providing maintenance or support services. Establishments primarily engaged in both manufacturing and leasing computers and related data processing equipment are classified in Division D, Manufacturing, and separate establishments owned by the manufacturer and primarily engaged in leasing are classified in Wholesale Trade. Establishments primarily engaged in finance leasing of computers and related data processing equipment are classified in Finance, Industry 6159, and those primarily engaged in leasing computer time are classified in Industry 7374.

Computer maintenance and repair (SIC 7378). Establishments primarily engaged in the maintenance and repair of computers and computer peripheral equipment.

Computer related services, n.e.c. (SIC 7379). Establishments primarily engaged in providing computer related services, not elsewhere classified, such as computer consulting, disk and diskette conversion, and tape recertification.

For large geographic areas, data are presented for the following subdivisions of this classification:

1. Computer consultants.
2. Miscellaneous computer services, n.e.c.

Detective, guard, and armored car services (SIC 7381). Establishments primarily engaged in providing detective, guard, and armored car services. Fingerprint service, polygraph service, and rental of dogs for protective service are included in this classification.

For large geographic areas, data are presented for the following subdivisions of this classification:

1. Detective agencies and guard services.
2. Armored car services.

Security systems services (SIC 7382). Establishments primarily engaged in monitoring and maintaining security systems devices, such as burglar and fire alarms. These establishments may also sell, lease, and/or install the security systems which they monitor and maintain. Establishments primarily engaged in the sales and installation, or installation only, of such devices are classified in Construction, Industry 1731.

News syndicates (SIC 7383). Establishments primarily engaged in providing news, pictures, features, and news reporting services to newspapers and periodicals. Separate establishments of newspaper and periodical publishers which are engaged in gathering news are classified as auxiliaries.

Photofinishing laboratories (SIC 7384). Establishments primarily engaged in developing film and photographic prints and enlargements. Data for retail outlets (kiosks),

which are owned and operated by photofinishing laboratories for the pickup and delivery of film, are merged with data for the laboratory which owns them and are not treated as separate establishments. Establishments primarily engaged in processing motion picture and video film for the motion picture and television industries are classified in Industry 7819.

For large geographic areas, data are presented for the following subdivisions of this classification:

1. Photofinishing laboratories, except "one-hour" (mini) labs.
2. "One-hour" (mini) photofinishing.

Business services, n.e.c. (SIC 7389). Establishments primarily engaged in furnishing business services, not elsewhere classified, such as auctioneers' establishments (service only), business brokers, drafting service, independent lecture bureaus, inspection service, printing brokers, notaries public, and shop window decoration or trimming, on a commission or fee basis.

For large geographic areas, data are presented for the following subdivisions of this classification:

1. Sign painting shops. Establishments primarily engaged in making signs to individual order or in doing office door and window lettering. Establishments primarily engaged in making signs other than on a custom basis and neon sign manufacturers are classified in Manufacturing.
2. Interior designing. Establishments primarily engaged in advising clients on the selection of furniture, draperies, rugs, and other interior decorations on a commission or fee basis. Establishments providing interior designing service but primarily engaged in the sale of merchandise, are not included. Painting and papering contractors who frequently call themselves "interior decorators" are classified in Construction.
3. Telephone answering services. Establishments primarily engaged in transmitting telephone messages to their clients. Paging services are classified in Communications.
4. Water softening and conditioning services. Establishments primarily engaged in softening water by chemical treatment or other methods.
5. Packaging and labeling services. Establishments primarily engaged in packaging and labeling products, on a contract or fee basis, in packages or other containers normally intended for retail distribution. Companies primarily engaged in packing, crating, and otherwise preparing goods for shipping are classified in Transportation.
6. Trading stamp services. Establishments primarily engaged in selling trading stamps or merchandise coupons to merchants. The redemption stores of trading stamp companies are classified as auxiliary to this industry.

7. Convention and trade show services. Establishments primarily engaged in providing a variety of services to conventions and trade shows on a contract or fee basis, including decoration services, registration services, promotion, and other administrative functions.
8. Private mail centers. Establishments primarily engaged in providing mailbox rental and other postal and mailing (except advertising) services. In addition, establishments may provide typing, photocopying, and FAX services, and may sell office supplies.
9. Miscellaneous business services, n.e.c. Establishments primarily engaged in furnishing business services, not elsewhere classified.

Automotive Repair, Services, and Parking (SIC Major Group 75)

This group includes establishments primarily engaged in furnishing automotive repair, rental, leasing, parking, and other services. Similar facilities owned and operated by concerns for their own use and not available to the general public are treated as auxiliary establishments of those concerns and are not included here. Automotive repair shops operated by establishments engaged in the sale of new automobiles are classified in Retail Trade, as are those operated by gasoline service stations (where sales of merchandise (including fuel) exceed repair receipts). Automobile driving instruction is classified in Industry 8299.

Truck rental and leasing, without drivers (SIC 7513).

Establishments primarily engaged in short-term rental or extended-term leasing (with or without maintenance) of trucks, truck tractors, or semitrailers without drivers. Establishments primarily engaged in renting or leasing, except finance leasing, of industrial trucks are classified in Industry 7359; those renting or leasing trucks with drivers are classified in Transportation, Industry Group 421; and those renting or leasing heavy construction and earth moving equipment are classified in Industry 7353. Establishments primarily engaged in finance leasing are classified in Finance, Major Group 61.

For large geographic areas, data are presented for the following subdivisions of this classification:

1. Truck rental, without drivers.
2. Truck leasing, except finance leasing.

Passenger car rental (SIC 7514). Establishments primarily engaged in short-term rental of passenger cars without drivers. Data for separate automotive rental offices or concessions (e.g., airport locations) in the same metropolitan area, for which a common fleet of cars is maintained, are merged and not considered as separate establishments. Establishments primarily engaged in renting automobiles with drivers are classified in Transportation, Industry 4119.

Passenger car leasing (SIC 7515). Establishments primarily engaged in extended-term leasing of passenger cars without drivers. These establishments may or may not provide maintenance of vehicles as part of the lease contract. Establishments primarily engaged in renting automobiles with drivers are classified in Transportation, Industry 4119. Establishments primarily engaged in finance leasing are classified in Finance, Major Group 61.

Utility trailer and recreational vehicle rental (SIC 7519).

Establishments primarily engaged in daily or extended-term rental of utility trailers and recreational vehicles. Establishments primarily engaged in renting motorcycles, bicycles, golf carts, gocarts, or recreational boats are classified in Industry 7999, and those engaged in renting airplanes are classified in Industry 7359. Establishments primarily engaged in the rental of mobile homes on site are classified in Real Estate, Industry 6515.

Automobile parking (SIC 7521).

Establishments primarily engaged in the temporary parking of automobiles usually on an hourly, daily, or monthly contract or fee basis. Excluded are municipal parking lots and lots operated by establishments or institutions primarily engaged in other activities (e.g., department stores, hospitals, restaurants). Valet parking is classified in Industry 7299. Establishments primarily engaged in extended or dead storage of automobiles are classified in Transportation, Industry 4226.

For large geographic areas, data are presented for the following subdivisions of this classification:

1. Parking lots.
2. Parking structures.

Top, body, and upholstery repair shops and paint shops (SIC 7532).

Establishments primarily engaged in the repair of automotive tops, bodies, and interiors, or automotive painting and refinishing. Also included in the industry are establishments primarily engaged in customizing automobiles, trucks, and vans, except on a factory basis. Those engaged in customizing automobiles, trucks, and vans on a factory basis are classified in Manufacturing, Industry Group 371.

For large geographic areas, data are presented for the following subdivisions of this classification:

1. Top and body repair shops.
2. Paint shops.

Automotive exhaust system repair shops (SIC 7533).

Establishments primarily engaged in the installation, repair, or sale and installation of automotive exhaust systems. The sale of mufflers, tailpipes, and catalytic converters is considered to be incidental to the installation of these products.

Tire retreading and repair shops (SIC 7534).

Establishments primarily engaged in repairing and retreading automotive tires. Establishments classified here may either retread customers' tires or retread tires for sale or exchange to the user or the trade.

Automotive glass replacement shops (SIC 7536). Establishments primarily engaged in the installation, repair, or sale and installation of automotive glass. The sale of the glass is considered incidental to the replacement.

Automotive transmission repair shops (SIC 7537). Establishments primarily engaged in the installation, repair, or sale and installation of automotive transmissions. The sale of transmissions and related parts is considered incidental to transmission installation or repair.

General automotive repair shops (SIC 7538). Establishments primarily engaged in general automotive repair, such as engine repair shops (except industrial truck engines), general repair and service garages, and diesel engine repair shops. Establishments primarily engaged in specialized repair of individual engine components, not elsewhere classified, are classified in Industry 7539. Establishments primarily engaged in repair of motorcycles are classified in Industry 7699.

For large geographic areas, data are presented for the following subdivisions of this classification:

1. General automotive repair shops, except diesel.
2. Diesel repair shops.

Automotive repair shops, n.e.c. (SIC 7539). Establishments primarily engaged in specialized automotive repair, not elsewhere classified, such as fuel service (carburetor repair), brake relining, front-end and wheel alignment, and radiator repair. Establishments primarily engaged in automotive welding are classified in Industry 7692.

For large geographic areas, data are presented for the following subdivisions of this classification:

1. Radiator repair.
2. Brake, front end, and wheel alignment.
3. Carburetor repair shops.
4. Automotive electrical repair shops.
5. Other automotive repair shops, n.e.c. Establishments primarily engaged in specialized automotive repairs, not elsewhere classified, such as frame repair, piston ring service and repair, speedometer repair, and heater and air-conditioning repair.

Carwashes (SIC 7542). Establishments primarily engaged in washing, waxing, and polishing motor vehicles or furnishing facilities for the self-service washing of motor vehicles.

Automotive services, except repair and carwashes (SIC 7549). Establishments primarily engaged in furnishing automotive services, except repair and carwashes, such as lubricating service, towing service, diagnostic service, undercoating service, and inspection service.

For large geographic areas, data are presented for the following subdivisions of this classification:

1. Lubrication shops.
2. Towing services.
3. Other automotive services, n.e.c.

Miscellaneous Repair Services (SIC Major Group 76)

This group includes establishments primarily engaged in miscellaneous repair services, not elsewhere classified. Repair departments of retail dealers or manufacturers are not included unless operated as separate establishments and reported as such. This group does not include some repair services of which the more important are: repair to structures (classified in Construction); garment and shoe repair (classified in Major Group 72); automotive repair services (classified in Major Group 75); electronic computer and computer peripheral equipment repair services (classified in Industry 7378); ship and boat repair (classified in Manufacturing); and railroad repair (classified in Manufacturing).

Radio and television repair shops (SIC 7622). Establishments primarily engaged in repairing radios, televisions, phonographs, stereo equipment, and tape recorders. Also included are establishments engaged in installing and repairing television, amateur, and citizens' band antennas, and those engaged in installing and servicing similar equipment in homes, offices, boats, automobiles, or other vehicles. Establishments primarily engaged in installation, repair, or maintenance of radio and television broadcast transmitting antennas and towers are classified in Construction. Repair departments of radio and television dealers are not included here unless operated and reported as separate establishments.

Refrigeration and air-conditioning service and repair shops (SIC 7623). Establishments primarily engaged in servicing and repairing household and commercial electrical refrigerators and air-conditioning and refrigeration equipment. Establishments primarily engaged in servicing and repairing gas refrigeration equipment are classified in Industry 7699, and those repairing automotive air-conditioning equipment are classified in Industry 7539. Establishments primarily engaged in installing refrigeration and air-conditioning systems are classified in Construction.

Electrical and electronic repair shops, n.e.c. (SIC 7629). Establishments primarily engaged in servicing and repairing electrical and electronic equipment, not elsewhere classified, such as electrical household appliances (washing machines, vacuum cleaners, irons, toasters, etc.) and electrical and electronic industrial equipment. Electrical contractors and electrical shops engaged primarily in house wiring are included in Construction, Industry 1731. The repair of electric motors is classified in Industry 7694. Repair of electronic computers and computer peripheral equipment is classified in Industry 7378.

Watch, clock, and jewelry repair (SIC 763). Establishments primarily engaged in the repair of watches, clocks, or jewelry. Establishments primarily engaged in assembling watches from purchased parts are classified in Manufacturing, Industry 3873.

Reupholstery and furniture repair (SIC 764). Establishments primarily engaged in furniture reupholstery and repair. Establishments primarily engaged in selling upholstery materials, making slipcovers and draperies to order, or in upholstering new frames to individual order are classified in Retail Trade, as are establishments making furniture and cabinets on a custom basis.

Welding repair (SIC 7692). Establishments primarily engaged in repair work by welding, including automotive welding. Welding in connection with the manufacture of a product is classified in Manufacturing. Welding contractors doing welding work at construction sites are classified in Construction, Industry 1799.

Armature rewinding shops (SIC 7694). Establishments primarily engaged in rewinding armatures and rebuilding or repairing electric motors. Establishments classified here may either repair customers' equipment or repair their own equipment for sale or exchange to users or to the trade. Establishments primarily engaged in the repair of electrical appliances are classified in Industry 7629.

Repair shops and related services, n.e.c. (SIC 7699). Establishments primarily engaged in specialized repair services, not elsewhere classified, such as farm machinery and equipment repair; lawnmower, saw, knife, and tool sharpening and repair; bicycle repair; lock and gun repair; musical instrument repair; and the repair of typewriters. Repair services which involve primarily electrical or electronic equipment or components are classified in Industry 7629; however, primarily mechanical repair of electrically powered equipment, such as electric sewing machine repair, is included here.

For large geographic areas, data are presented for the following subdivisions of this classification:

1. Farm machinery and equipment repair.
2. Lawnmower and other small gasoline engine repair. Establishments primarily engaged in saw, knife, and tool sharpening are also included here.
3. Sewer and septic tank cleaning services. Establishments primarily engaged in cleaning or repairing sewers and septic tanks. Establishments which install septic tanks are classified in Construction.
4. Other repair and related services, n.e.c. Establishments primarily engaged in specialized repair services, not elsewhere classified, such as aircraft flight instrument repair (except electrical), blacksmith shops, bicycle repair, boiler repair, photographic equipment repair,

dental instrument repair, furnace and chimney cleaning, gunsmith shops, key duplicating shops, motorcycle repair, musical instrument tuning and repair, taxidermists, typewriter repair, umbrella repair, and venetian blind repair.

Motion Pictures (SIC Major Group 78)

This group includes establishments producing and distributing motion pictures, exhibiting motion pictures in commercially operated theaters, and furnishing services to the motion picture industry. The term "motion pictures" includes similar productions for television or other media using film, tape, or other means.

Motion picture and video tape production (SIC 7812). Establishments primarily engaged in the production of theatrical and nontheatrical motion pictures and video tapes for exhibition or sale. Establishments engaged in both production and distribution of motion pictures are included here, as well as those engaged in the production of educational, industrial, and religious films. Establishments primarily engaged in motion picture and video tape reproduction are classified in Industry 7819.

For large geographic areas, data are presented for the following subdivisions of this classification:

1. Motion picture production, except for television.
2. Motion picture and tape production for television.

Services allied to motion picture production (SIC 7819). Establishments primarily engaged in performing auxiliary services to motion picture production, such as motion picture film processing, editing, and titling. Also included are casting bureaus, wardrobe and studio property rental, rental and repair of cameras and other motion picture equipment, stock footage film libraries, and television tape services (editing, transfers, etc.).

Motion picture and video tape distribution (SIC 7822). Establishments primarily engaged in the distribution (rental or sale) of theatrical and nontheatrical motion picture films or in the distribution of video tapes and disks, except to the general public. Establishments engaged in both distribution and production are classified in Industry 7812. Establishments primarily engaged in renting video tapes and disks to the general public are classified in Industry 7841, and those engaged in the sale of video tape and disks to individuals for personal or household use are classified in Retail Trade, Industry 5735.

For large geographic areas, data are presented for the following subdivisions of this classification:

1. Motion picture film exchanges.
2. Film and tape distribution for television.
3. Video tape wholesalers.

Services allied to motion picture distribution (SIC 7829). Establishments primarily engaged in performing auxiliary services to motion picture distribution, such as film delivery service, film purchasing and booking agencies, and film libraries.

Motion picture theaters, except drive-in (SIC 7832). Commercially operated theaters primarily engaged in the indoor exhibition of motion pictures.

Drive-in motion picture theaters (SIC 7833). Commercially operated theaters, commonly known as drive-in theaters, primarily engaged in the outdoor exhibition of motion pictures.

Video tape rental (SIC 7841). Establishments primarily engaged in renting recorded video tapes and disks to the general public for personal or household use. Establishments primarily engaged in renting video recorders and players are classified in Industry 7359. Establishments primarily engaged in selling recorded video tapes and disks to the general public are classified in Retail Trade, Industry 5735, and those engaged in the wholesale distribution of recorded video tapes and disks are classified in Industry 7822.

Amusement and Recreation Services, Except Motion Pictures (SIC Major Group 79)

This group includes establishments primarily engaged in providing amusement, recreation, or entertainment services, not elsewhere classified. Gambling businesses, where legal, are also included in this Major Group; however, combined gambling and lodging facilities with 25 guestrooms or more are classified in Industry 7011. Establishments primarily engaged in operating museums, art galleries, arboreta, and botanical and zoological gardens are classified in Major Group 84.

Dance studios, schools, and halls (SIC 791). Establishments primarily engaged in operating public dance halls or ballrooms, dance studios, and dance schools. Establishments primarily engaged in renting facilities used as dance halls or ballrooms are classified in Real Estate, Industry 6512.

Theatrical producers (except motion picture) and miscellaneous theatrical services (SIC 7922). Establishments primarily engaged in providing live theatrical presentations, such as road companies and summer theaters. This industry also includes services allied with theatrical presentations, such as casting agencies; booking agencies for plays, artists, and concerts; scenery, lighting, and other equipment services; and theatrical ticket agencies. Also included in this industry are producers of live and taped radio programs and commercials and producers of live television programs.

For large geographic areas, data are presented for the following subdivisions of this classification:

1. Producers of live theatrical productions. Stock or repertory companies, whether or not operating their own theaters, are included here. Establishments primarily engaged in producing shows for dinner theaters but not operating the food service are also included here. Dinner theaters operating food service are classified in Retail Trade, Industry 5812.
2. Producers of radio and television shows, except tape producers. Establishments primarily engaged in producing shows for live presentation on radio and television. Producers of motion picture and television tape are classified in Industry 7812 and producers of radio tape in the subgroup Other theatrical services.
3. Artists' and entertainers' managers or agents, concert bureaus, and booking agents.
4. Other theatrical services. Establishments engaged in theatrical services, not elsewhere classified, such as ticket agencies; theatrical, television, and radio employment agencies; theatrical equipment rental and design; and lighting. Radio show tape producers are included here.

Bands, orchestras, actors, and other entertainers and entertainment groups (SIC 7929). Establishments primarily engaged in providing entertainment other than live theatrical presentations. These establishments include bands, orchestras, and entertainers.

For large geographic areas, data are presented for the following subdivisions of this classification:

1. Dance groups and artists.
2. Symphony orchestras, opera companies, and chamber music organizations.
3. Other music groups and artists. Dance and stage bands, orchestras (except symphony or chamber), combos, quintets, soloists, and similar musical organizations, groups, and artists.
4. Other entertainers and entertainment groups. Entertainers other than dance bands, symphony orchestras, dance groups, or similar musical and dance organizations.

Bowling centers (SIC 7933). Establishments primarily engaged in providing facilities for bowling.

Professional sports clubs and promoters (SIC 7941). Operators and promoters of professional and semiprofessional athletic clubs, promoters of athletic events, and managers of individual professional athletes. Receipts from radio or television broadcasts, from sales of players, from concession operators, and from noncustomer sources are not included in the total receipts for the activities

classified here. Establishments primarily engaged in renting stadiums and athletic fields to sports promoters and clubs are classified in Real Estate, Industry Group 651.

For large geographic areas, data are presented for the following subdivisions of this classification:

1. Baseball clubs.
2. Football clubs.
3. Other professional sports clubs.
4. Managers and promoters.

Racing, including track operation (SIC 7948). Promoters and participants in racing activities, including racetrack operators, operators of racing stables, jockeys, racehorse trainers, and race car owners and operators. Establishments which own racetracks but do not engage in promotion of racing events, are classified in Real Estate, Industry Group 651. Stables and kennels primarily engaged in breeding or boarding horses and dogs are classified in Agriculture, Industry 0752.

For large geographic areas, data are presented for the following subdivisions of this classification:

1. Auto racetrack operation.
2. Horse racetrack operation.
3. Dog racetrack operation.
4. Racing stables and racing, n.e.c.

Physical fitness facilities (SIC 7991). Establishments primarily engaged in operating reducing and other health clubs, spas, and similar facilities featuring exercise and other active physical fitness conditioning, whether or not on a membership basis. Establishments providing aerobic dance and exercise classes are also included here. Sports and recreation clubs are classified in Industry 7997 if operated on a membership basis, and in Industry 7992 or 7999 if open to the general public. Health resorts and spas providing lodging are classified in Major Group 70. Establishments that promote physical fitness through diet control are classified in Industry 7299.

For large geographic areas, data are presented for the following subdivisions of this classification:

1. Physical fitness centers, except gymnasiums and athletic clubs.
2. Gymnasiums and athletic clubs.

Public golf courses (SIC 7992). Privately operated establishments primarily engaged in the operation of golf courses open to the general public on a fee basis. Municipally owned and operated golf courses are not included. Membership golf and country clubs are classified in Industry 7997. Miniature golf courses and golf driving ranges are classified in Industry 7999.

Coin-operated amusement devices (SIC 7993). Establishments primarily engaged in operating coin-operated amusement devices either in their own or in other places of business. Such amusement devices include juke boxes, pinball machines, mechanical games, video games, slot machines (where legal), and similar types of amusement equipment. The amusement devices may also be operated by bills. Amusement arcades and parlors are also included. Establishments primarily engaged in rental of such devices are classified in Industry 7359.

Amusement parks (SIC 7996). Establishments known as amusement parks, theme parks, kiddie parks, etc., which group together a number of attractions, such as mechanical rides, amusement devices, refreshment stands, and picnic grounds. Individual ride operators or concessionaires operating within the park are classified in Industry 7999, as are carnivals operating without a fixed exhibition site. Owners of the park grounds (who do not operate the amusement parks) are classified in Real Estate, Industry Group 651.

Membership sports and recreation clubs (SIC 7997). Sports and recreation clubs which maintain facilities for use only by members and their guests, such as country, golf, tennis, yacht, and swimming clubs. Such establishments are classified here regardless of the proportion of receipts derived from food or liquor sales. Membership organizations engaged in civic, social, or fraternal activities are classified in Industry 864. Physical fitness facilities are classified in Industry 7991.

Amusement and recreation services, n.e.c. (SIC 7999). Establishments primarily engaged in the operation of sports, amusement, and recreation services, not elsewhere classified, such as bathing beaches, swimming pools, and riding academies and schools. Membership sports and recreation clubs not open to the general public are classified in Industry 7997.

For large geographic areas, data are presented for the following subdivisions of this classification:

1. Concession operators of amusement devices and rides. Concession operators of mechanical rides or of amusement devices in amusement parks, carnivals, circuses, or fairs; or operators of independently operated rides or devices of this type.
2. Carnivals and circuses. Establishments operating a group of amusement, service, and/or retail units, generally known as carnivals, which do not have any fixed exhibition site; or companies engaged in the operation of circuses having acrobatic and animal shows and individual circus acts. Side shows are included here. Individual performers in circuses are classified in Other entertainers and entertainment groups, a subgroup of Industry 7929.
3. Fairs. Establishments primarily engaged in arranging and operating the exhibitions and related activities

usually associated with county, State, or similar fairs. Carnivals and side shows which are part of the fairs but which are independently owned and operated are included in the subgroup Carnivals and circuses. Other independently owned and operated amusement device and ride concessions are included in the subgroup Concession operators of amusement devices and rides.

4. Roller skating rinks.
5. Ice skating rinks.
6. Other amusement and recreation services, n.e.c. Establishments primarily engaged in the commercial operation of sports, amusement, and recreation services, not elsewhere classified. Included are establishments engaged in instruction of sports or recreational activities, such as baseball, bridge, golf, judo, karate, skiing, swimming, and tennis. Also included are establishments renting articles for amusement and recreation, such as beach chairs and accessories, bicycles, golf carts, small boats and canoes, and saddle horses.

Other establishments in this classification include commercially operated bathing beaches, gambling establishments (where legal), golf driving ranges, miniature golf courses, riding academies and stables, shooting galleries, slot-car tracks, ski lifts, day camps, and establishments engaged in the commercial operation of swimming pools open to the general public for a fee. Municipally operated golf courses and swimming pools are excluded from this census. Privately owned tourist attractions, such as natural wonders or manmade exhibits, are included here. Museums, art galleries, and botanical and zoological gardens are included in Major Group 84.

Health Services (SIC Major Group 80)

This group includes establishments primarily engaged in furnishing medical, surgical, and other health services to persons. Associations or groups, such as Health Maintenance Organizations (HMO's), primarily engaged in providing medical or other health services to members are included but those which only provide insurance covering hospitalization or medical costs are classified in Insurance, Major Group 63. Hospices providing medical services are also included in this Major Group and are classified according to the primary service provided. Health care facilities were primarily coded based on self-designation. Where multiple levels of care were indicated but were not apparently separate operations, the facility was generally classified based on the highest level of care provided. Veterinarians are classified in Agriculture, Industry Group 074.

Offices and clinics of doctors of medicine (SIC 801). Establishments of licensed practitioners having the degree of M.D. and engaged in the practice of general or specialized medicine and surgery. General medical clinics (staffed by licensed practitioners having M.D. degree) are also classified here.

Associations of physicians formed solely for sharing expenses (including payroll) are also included here. Receipts are not applicable for these associations since their operations are funded by reimbursements from member firms, and these funds are not considered operating receipts for medical services provided. However, their payroll and employment data are included in statistics presented for this category.

For large geographic areas, data are presented for the following subdivisions of this classification:

1. Offices of doctors of medicine. Includes offices as well as group clinics owned and operated by physicians for the purpose of carrying on their profession.
2. General medical clinics. Includes clinics not owned and operated by physicians associated for the purpose of carrying on their profession.

Offices and clinics of dentists (SIC 802). Establishments of licensed practitioners having the degree of D.D.S. (or D.D. Sc.) or D.M.D. and engaged in the practice of general or specialized dentistry, including dental surgery. Dental clinics are also classified here.

For large geographic areas, data are presented for the following subdivisions of this classification:

1. Offices of dentists. Includes offices as well as group clinics owned and operated by dentists associated for the purpose of carrying on their profession.
2. Dental clinics. Includes clinics not owned and operated by dentists associated for the purpose of carrying on their profession.

Offices and clinics of doctors of osteopathy (SIC 803). Establishments of licensed practitioners having the degree of D.O. and engaged in the practice of general or specialized osteopathic medicine and surgery.

For large geographic areas, data are presented for the following subdivisions of this classification:

1. Offices of osteopathic physicians.
2. Osteopathic clinics.

Offices and clinics of chiropractors (SIC 8041). Establishments of licensed practitioners having the degree of D.C. and engaged in the practice of chiropractic medicine.

Offices and clinics of optometrists (SIC 8042). Establishments of licensed practitioners having the degree of O.D. and engaged in the practice of optometry. Establishments where receipts are primarily from the sale of optical goods prescribed as a result of eye examinations performed at another establishment are classified in Retail Trade, Industry 5999.

Offices and clinics of podiatrists (SIC 8043). Establishments of licensed practitioners having the degree of D.P. and engaged in the practice of podiatry.

Offices and clinics of health practitioners, n.e.c. (SIC 8049). Establishments of health practitioners engaged in practice in health fields, not elsewhere classified, such as acupuncturists, midwives, nutritionists, physical and occupational therapists, and psychologists.

Skilled nursing care facilities (SIC 8051). Establishments primarily engaged in providing inpatient nursing and rehabilitative services to patients who require continuous health care but not hospital services. Care must be ordered by and under the direction of a physician. The staff must include a licensed nurse on duty continuously with a minimum of one full-time registered nurse on duty during each day shift. Included are establishments certified to deliver skilled nursing care under the Medicare and Medicaid programs.

Intermediate care facilities (SIC 8052). Establishments primarily engaged in providing inpatient nursing and rehabilitative services but not on a continuous basis. Staffing must include 24-hour per day personnel with a licensed nurse on duty full-time during each day shift. At least once a week, consultation with a registered nurse on the delivery of care is required. Included are facilities certified to deliver intermediate care under the Medicaid program.

Nursing and personal care facilities, n.e.c. (SIC 8059). Establishments primarily engaged in providing some nursing and/or health-related care to patients who do not require the degree of care and treatment that a skilled or intermediate care facility is designed to provide. Included are rest homes, convalescent homes, and other institutions where health care is a major element. Residential facilities, such as homes for the retarded and the elderly which provide personal care but where health care is incidental, are classified in Industry 8361.

General medical and surgical hospitals (SIC 8062). Establishments primarily engaged in providing general medical and surgical services and other hospital services. Specialty hospitals are classified in Industries 8063 and 8069.

Psychiatric hospitals (SIC 8063). Establishments primarily engaged in providing diagnostic medical services and inpatient treatment for the mentally ill. Establishments known as hospitals and primarily engaged in providing health care for the mentally retarded are classified in Industry 8051.

Specialty hospitals, except psychiatric (SIC 8069). Establishments primarily engaged in providing diagnostic services, treatment, and other hospital services for specialized categories of patients, except for the mentally ill.

Medical laboratories (SIC 8071). Establishments primarily engaged in providing professional analytic or diagnostic services to the medical profession or to the patient as

prescribed by a physician. Laboratories engaged in the manufacture of medical or pharmaceutical products are classified in Manufacturing. Laboratories engaged in commercial medical research are classified in Industry 8731, and those engaged in noncommercial medical research are classified in Industry 8733.

Dental laboratories (SIC 8072). Establishments primarily engaged in making dentures, artificial teeth, and orthodontic appliances to order for the dental profession. The manufacture of teeth other than to order is classified in Manufacturing. Establishments providing dental X-ray laboratory services are classified in Industry 8071.

Home health care services (SIC 8082). Establishments primarily engaged in providing skilled nursing or medical care in the home under supervision of a medical doctor. Establishments of registered or practical nurses engaged in the independent practice of their profession are classified in Industry 8049, and nurses' registries are classified in Industry 7361. Establishments primarily engaged in selling health care products for personal or household consumption are classified in Retail Trade, and those engaged in renting or leasing products for health care are classified in Industry 7352.

Kidney dialysis centers (SIC 8092). Establishments primarily engaged in providing kidney or renal dialysis services.

Specialty outpatient facilities, n.e.c. (SIC 8093). Establishments primarily engaged in outpatient care of a specialized nature, such as alcohol and drug treatment, birth control/family planning, etc., with permanent facilities and with medical staff to provide diagnosis, treatment, or both for patients who are ambulatory but do not require inpatient care.

Health and allied services, n.e.c. (SIC 8099). Establishments primarily engaged in providing health and allied services, n.e.c., such as blood banks, blood donor stations, childbirth preparation classes, medical photography and art, and oxygen tent services. Establishments of registered or practical nurses in independent practice are classified in Industry 8049. Ambulance services are classified in Transportation, Industry 4119.

Legal Services (SIC Major Group 81)

This group includes establishments which are headed by members of the bar and are engaged in offering legal advice or legal services. Nonprofit legal services (including legal aid societies) are classified here. Associations of lawyers formed solely for the sharing of expenses (including payroll) and not for the purpose of jointly practicing their profession are also included. Receipts are not applicable for these associations since their operations are funded by reimbursements from member firms, and these

funds are not considered operating receipts for legal services provided. However, their payroll and employment data are included in statistics presented for this category.

Selected Educational Services (SIC's 823, 824, 829)

This group includes libraries as well as establishments furnishing formal courses through correspondence, commercial, and trade schools. Elementary and secondary schools (Industry 8211); colleges, universities, and professional schools (Industry 8221); and junior colleges and technical institutes (Industry 8222) are out of scope of the census.

Libraries (SIC 823). Establishments primarily engaged in providing library services, including the circulation of books and other materials for reading, study, and reference.

Data processing schools (SIC 8243). Establishments primarily engaged in offering training in data processing (including data keying), computer programming, and in computer and peripheral equipment operation, maintenance, and repair.

Business and secretarial schools (SIC 8244). Establishments primarily engaged in offering courses in business machine operation, office procedures, and secretarial and stenographic skills.

Vocational schools, n.e.c. (SIC 8249). Establishments primarily engaged in offering specialized vocational courses, not elsewhere classified but not academic training. This industry includes apprentice training, aviation schools, commercial art schools, and practical nursing schools. Schools for the instruction of beauticians are classified in Industry 7231, and barber schools are classified in Industry 7241. Establishments primarily engaged in offering educational courses by mail are included here.

Schools and educational services, n.e.c. (SIC 829). Establishments primarily engaged in offering specialized educational courses and services, not elsewhere classified, such as music schools, drama schools, language schools, student exchange programs, and civil service and other short-term examination preparatory schools. Vocational counseling (excluding rehabilitation) is also included here. Educational testing is included in Industry 8748. Establishments primarily engaged in operating dance schools are classified in Industry 7911; those providing rehabilitation counseling are classified in Industry 8331; and those providing sports instruction in Industry 7999.

Social Services (SIC Major Group 83)

This group includes establishments providing social services and rehabilitation services to those persons with social or personal problems requiring special services and to the physically challenged and the disadvantaged. Also

included are organizations soliciting funds to be used directly for these and related services, as well as community development and planning agencies. Government offices involved with the delivery of such services are out of scope of the census.

Individual and family social services (SIC 832). Establishments primarily engaged in providing one or more of a variety of individual and family social, counseling, welfare, or referral services, including refugee, disaster, and temporary relief services.

Job training and vocational rehabilitation services (SIC 833). Establishments primarily engaged in providing training, work experience, and vocational rehabilitation services for the unemployed, the underemployed, the physically challenged, and to persons who have a job market disadvantage because of lack of education or experience, skill obsolescence, or personal characteristics or problems. Included are upgrading and job development services, skill training, world-of-work orientation, and vocational rehabilitation counseling. Union apprentice training schools are classified in Industry 8249.

Child day care services (SIC 835). Establishments primarily engaged in care of infants or children, or in providing prekindergarten education, where medical care or delinquency correction is not a major element. These establishments may or may not have substantial educational programs and may care for older children when they are not in school. Establishments providing babysitting services are classified in Industry 7299. Head start centers operating in conjunction with elementary schools are classified in Industry 8211.

Residential care (SIC 836). Establishments primarily engaged in the provision of residential social and personal care for children, the elderly, and special categories of persons with some limits on ability for self-care but where medical care is not a major element. Included here are group foster homes; halfway group homes; homes for the retarded, the elderly, the deaf, and the blind; juvenile correctional homes; rehabilitation (residential) centers; and children's boarding homes. Boarding schools providing elementary and secondary education are classified in Industry 8211.

Social services, n.e.c. (SIC 839). Establishments primarily engaged in providing social services, not elsewhere classified, including community improvement, social change, and neighborhood development. Also included are organizations primarily engaged in soliciting contributions on their own account and administering appropriations and allocating funds among other agencies engaged in social welfare services; establishments primarily engaged in the prevention of criminal or antisocial behavior; and regional social service planning agencies. Establishments which raise funds on a contract basis are classified in Industry 7389. Civic, social, fraternal, and political organizations are included

in Major Group 86. Industrial development consulting and planning is classified in Industry 8748. Philanthropic trusts and foundations which are not actually engaged in providing social welfare services are classified in Finance, Industry 6732.

Museums, Art Galleries, and Botanical and Zoological Gardens (SIC Major Group 84)

This major group includes commercial and noncommercial museums, art galleries, arboreta, and botanical and zoological gardens.

Museums and art galleries (SIC 8412). Establishments primarily engaged in the commercial or noncommercial operation of museums and art galleries. Historical, cultural, and educational societies whose functions are primarily providing attractions for the public are included here. Art galleries or art dealers primarily selling to the general public are classified in Retail Trade, Industry 5999.

Arboreta and botanical or zoological gardens (SIC 8422). Establishments primarily engaged in the commercial or noncommercial operation of arboreta and botanical and zoological gardens.

Selected Membership Organizations (SIC's 861, 862, 864, 869)

This group includes organizations operating on a membership basis for the promotion of the interests of their members. Also included are organizations which are not operated on a membership basis but which promote the interests of a constituency or group of supporters. This group does not include business establishments operated by membership organizations, such as hotels open to the general public, golf and country clubs, fraternity and sorority houses, and credit unions. Such establishments are classified according to their primary activity.

Establishments of religious organizations operated for worship or for promotion of religious activities, such as churches, convents, and religious schools and missions, are classified in Industry 8661 and are out of scope of the census. Also excluded are Labor unions and similar labor organizations (Industry 8631) and Political organizations (Industry 8651).

Business associations (SIC 861). Membership organizations engaged in promoting business interests of their members, such as better business bureaus, boards of trade, chambers of commerce, industrial standards committees, merchants' associations, real estate boards, and trade associations. Membership organizations formed to carry out a specific business function, such as common marketing of crops or joint advertising, are classified according to the function performed.

Professional membership organizations (SIC 862). Membership organizations of professional persons formed for the advancement of the interests of their profession, such as bar associations, engineering associations, and scientific membership organizations.

Civic, social, and fraternal associations (SIC 864).

Membership organizations engaged in civic, social, or fraternal activities, such as alumni associations, citizens' associations, fraternities, scout organizations, singing societies, university clubs, veterans' organizations, youth associations, and consumer education and public advocacy groups (except organizations primarily engaged in research). Bars and restaurants owned and operated by organizations for use by members and guests only are also classified here. Hotels and lodging houses operated by organizations for use by members and their guests only, including fraternity and sorority houses, are classified in Industry 7041. Membership sports and recreation clubs are classified in Industry 7997. Homeowner, tenant, and condominium associations primarily engaged in managing real estate are classified in Real Estate, Industry 6531.

Membership organizations, n.e.c. (SIC 869). Membership organizations, not elsewhere classified, such as athletic regulatory associations, automobile owners' associations, farm bureaus, historical clubs, and humane societies.

Engineering, Accounting, Research, Management, and Related Services (SIC Major Group 87)

This group includes establishments primarily engaged in providing engineering, architectural, and surveying services; accounting, auditing, and bookkeeping services; research, development, and testing services; and management and public relations services.

Engineering services (SIC 8711). Establishments primarily engaged in providing professional engineering services. Establishments primarily providing and supervising their own engineering staff on temporary contract to other firms are included here. Establishments providing engineering but not supervisory, personnel are classified in Industry 7363. Photogrammetric engineering services are classified in Industry 8713.

Architectural services (SIC 8712). Establishments primarily engaged in providing professional architectural services. Landscape architectural services are classified in Agriculture, Industry 0781. Establishments primarily engaged in providing graphic arts and related design services are classified in Industry 7336, and those providing drafting services are classified in Industry 7389.

Surveying services (SIC 8713). Establishments primarily engaged in providing professional land, water, and aerial surveying services.

Accounting, auditing, and bookkeeping services (SIC 8721). Establishments primarily engaged in furnishing accounting, bookkeeping, and related auditing services. These establishments may use data processing and tabulating techniques as part of providing their services. However,

establishments primarily engaged in providing data processing and tabulating services are classified in Industry 7374. Establishments providing income tax return preparation services, without also furnishing accounting, auditing, or bookkeeping services, are classified in Industry 7291.

Commercial physical and biological research (SIC 8731).

Establishments primarily engaged in physical and biological research and development on a contract or fee basis. Noncommercial research establishments (funded by endowments, grants, or contributions) are classified in Industry 8733. Separate establishments of aircraft, guided missile, or spacecraft manufacturers primarily engaged in research and development on these products are classified in Manufacturing, Major Group 37.

For large geographic areas, data are presented for the following subdivisions of this classification:

1. Commercial physical research.
2. Commercial medical and biological research.

Commercial economic, sociological, and educational research (SIC 8732).

Establishments primarily engaged in performing business, marketing, opinion, and other economic, sociological, and educational research on a contract or fee basis. Noncommercial research establishments (funded by endowments, grants, or contributions) are classified in Industry 8733.

Noncommercial research organizations (SIC 8733). Establishments primarily engaged in performing research into and dissemination of information for public health, education, or general welfare. These establishments primarily operate on funds from endowments, contributions, and grants. Establishments which fund such research, although the actual research may be contracted out to other establishments, are also classified here.

Testing laboratories (SIC 8734). Establishments primarily engaged in providing testing services. Establishments performing clinical laboratory testing for the medical profession are classified in Industry 8071.

Management services (SIC 8741). Establishments primarily engaged in furnishing general or specialized management services on a day to day basis and on a contract or fee basis. Establishments classified here do not provide operating staff. Management and operation of a business, where operating staff as well as management is provided, is classified according to the activity of the establishment managed. Construction management services are classified here.

Management consulting services (SIC 8742). Establishments primarily engaged in furnishing operating counsel and assistance to managements of private, nonprofit, and public organizations. These establishments generally perform a variety of activities, such as strategic and organizational planning; financial planning and budgeting; marketing objectives and policies planning; information systems

planning, evaluation, and selection; human resources policies and practices planning; and production scheduling and control planning.

Public relations services (SIC 8743). Establishments primarily engaged in the preparation of materials, written or spoken, which are designed to promote the interests of their clients by attempting to influence the general public or other groups.

Facilities support management services (SIC 8744).

Establishments primarily engaged in furnishing personnel to perform a range of services in support of the operations of other establishments, or those engaged in providing a number of different continuing services, on a contract or fee basis, within other establishments. Establishments which provide management and staff to operate a business are classified according to the type of activity of the business. Establishments primarily providing one specialized service are classified in the specialized industry. Establishments primarily supplying temporary or continuing help (except agricultural) are classified in Industry 7363. Establishments which provide management services only (except agricultural) are classified in Industry 8741. Computer facilities management is classified in Industry 7376.

Business consulting services, n.e.c. (SIC 8748). Establishments primarily engaged in furnishing business consulting services, not elsewhere classified, on a contract or fee basis. Included are agricultural, economic, educational, and systems engineering consultants as well as city planners and testing services (educational or personnel).

Services, Not Elsewhere Classified (SIC Major Group 89)

Establishments primarily providing services, not elsewhere classified, such as artists (excluding commercial and medical artists), authors, scientific consultants (working on their own account), inventors, lecturers, music arrangers, newspaper columnists, radio commentators, song writers, weather forecasters, and writers.

There is evidence that among small employer establishments (for which kind-of-business information is obtained from administrative records), many service establishments are classified incorrectly in this industry because there is insufficient information to determine the correct kind-of-business classification. Therefore, the published data probably overstate the number of establishments and level of activity for this category.

For large geographic areas, data are presented for the following subdivisions of this classification:

1. Scientific and related consulting services, except environmental.
2. Environmental consulting.
3. Authors, composers, and other arts-related services.
4. Other services, n.e.c.

Appendix B. **Sample Report Form and Instructions**

The sample report form and instructions are shown on the following pages.



Appendix C.

Kind-of-Business Titles and Reporting-Form Numbers

[Listed below are service industries kind-of-business titles and their corresponding reporting-form numbers. Requests for copies of any of these forms, including the inquiries used to classify establishments by kind of business, should be directed to the Services Division, Bureau of the Census, Washington, DC 20233]

SIC code	Title	Reporting form CB-	SIC code	Title	Reporting form CB-
70	HOTELS, ROOMING HOUSES, CAMPS, AND OTHER LODGING PLACES		73	BUSINESS SERVICES—Con.	
7011 pt.	Hotels, 25 guestrooms or more	7001	7377	Computer rental and leasing	7307
7011 pt.	Hotels, less than 25 guestrooms	7001	7378	Computer maintenance and repair	7307
7011 pt.	Motels, tourist courts	7001	7379 pt.	Computer consultants	7307
7011 pt.	Motor hotels	7001	7379 pt.	Miscellaneous computer services, n.e.c.	7307
702	Rooming and boarding houses	7002	7381 pt.	Detective agencies and guard services	7308
7032	Sporting and recreational camps	7002	7381 pt.	Armored car services	7308
7033	Recreational vehicle parks and campsites	7002	7382	Security systems services	7308
704	Organization hotels and lodging houses, on membership basis.	7002	7383	News syndicates	7308
			7384 pt.	Photofinishing laboratories, except "one-hour" (mini) labs	7303
			7384 pt.	"One-hour" (mini) photofinishing	7303
72	PERSONAL SERVICES		7389 pt.	Sign painting shops	7308
7211	Power laundries, family and commercial	7201	7389 pt.	Interior designing	7308
7212	Garment pressing, and agents for laundries and drycleaners	7201	7389 pt.	Telephone answering services	7308
7213	Linen supply	7201	7389 pt.	Water softening and conditioning services	7308
7215 pt.	Coin-operated laundries and drycleaning stores	7201	7389 pt.	Packaging and labeling services	7308
7215 pt.	Coin-operated laundry routes	7201	7389 pt.	Trading stamp services	7308
7216	Drycleaning plants, except rug cleaning	7201	7389 pt.	Convention and trade show services	7308
7217	Carpet and upholstery cleaning	7201	7389 pt.	Private mail centers	7308
7218	Industrial launderers	7201	7389 pt.	Miscellaneous business services, n.e.c.	7308
7219	Laundry and garment services, n.e.c.	7201			
722	Photographic studios, portrait	7303	75	AUTOMOTIVE REPAIR, SERVICES, AND PARKING	
723	Beauty shops	7202	7513 pt.	Truck rental, without drivers	7501
724	Barber shops	7202	7513 pt.	Truck leasing, except finance leasing	7501
725	Shoe repair shops and shoeshine parlors	7202	7514	Passenger car rental	7501
726	Funeral service and crematories	7202	7515	Passenger car leasing	7501
7291	Tax return preparation services	7202	7519	Utility trailer and recreational vehicle rental	7501
7299 pt.	Massage parlors, tanning salons, and saunas	7202	7521 pt.	Parking lots	7502
7299 pt.	Diet and weight reducing services	7202	7521 pt.	Parking structures	7502
7299 pt.	Formal wear rental	7202	7532 pt.	Top and body repair shops	7503
7299 pt.	Other personal services, n.e.c.	7202	7532 pt.	Paint shops	7503
73	BUSINESS SERVICES		7533	Automotive exhaust system repair shops	7503
7311	Advertising agencies	7301	7534	Tire retreading and repair shops	7503
7312	Outdoor advertising services	7301	7536	Automotive glass replacement shops	7503
7313 pt.	Radio and television advertising representatives	7301	7537	Automotive transmission repair shops	7503
7313 pt.	Publishers' advertising representatives	7301	7538 pt.	General automotive repair shops, except diesel	7503
7319	Advertising, n.e.c.	7301	7538 pt.	Diesel repair shops	7503
7322	Adjustment and collection services	7302	7539 pt.	Radiator repair	7503
7323	Credit reporting services	7302	7539 pt.	Brake, front end, and wheel alignment	7503
7331 pt.	Mailing list compilers, brokers, and managers	7303	7539 pt.	Carburetor repair shops	7503
7331 pt.	Direct mail advertising services, except mailing list services	7303	7539 pt.	Automotive electrical repair shops	7503
7334 pt.	Blueprinting and photocopying services	7303	7539 pt.	Other automotive repair shops, n.e.c.	7503
7334 pt.	Duplicating services, except printing and photocopying	7303	7542	Carwashes	7503
7335	Commercial photography	7303	7549 pt.	Lubrication shops	7503
7336 pt.	Commercial art	7303	7549 pt.	Towing services	7503
7336 pt.	Graphic arts and related design	7303	7549 pt.	Other automotive services, n.e.c.	7503
7338	Secretarial and court reporting services	7303	76	MISCELLANEOUS REPAIR SERVICES	
7342	Disinfecting and pest control services	7304	7622	Radio and television repair shops	7600
7349	Building cleaning and maintenance services, n.e.c.	7304	7623	Refrigeration and air-conditioning service and repair shops	7600
7352	Medical equipment rental and leasing	7305	7629	Electrical and electronic repair shops, n.e.c.	7600
7353 pt.	Rental and leasing of heavy construction equipment without operators	7305	763	Watch, clock, and jewelry repair	7600
7353 pt.	Rental and leasing of heavy construction equipment with operators	7305	764	Reupholstery and furniture repair	7600
7359 pt.	Equipment rental, except rent-to-own	7305	7692	Welding repair	7600
7359 pt.	Equipment leasing, except finance leasing	7305	7694	Armature rewinding shops	7600
7359 pt.	Rent-to-own	7305	7699 pt.	Farm machinery and equipment repair	7600
7361	Employment agencies	7306	7699 pt.	Lawnmower and other small gasoline engine repair	7600
7363 pt.	Temporary help supply	7306	7699 pt.	Sewer and septic tank cleaning services	7600
7363 pt.	Employee leasing	7306	7699 pt.	Other repair and related services, n.e.c.	7600
7363 pt.	Other help supply services	7306	78	MOTION PICTURES	
7371	Computer programming services	7307	7812 pt.	Motion picture production, except for television	7801
7372	Prepackaged software	7307	7812 pt.	Motion picture and tape production for television	7801
7373	Computer integrated systems	7307	7819	Services allied to motion picture production	7801
7374	Computer processing and data preparation and processing services	7307	7822 pt.	Motion picture film exchanges	7801
7375	Information retrieval services	7307	7822 pt.	Film and tape distribution for television	7801
7376	Computer facilities management services	7307	7822 pt.	Video tape wholesalers	7801
			7829	Services allied to motion picture distribution	7801
			7832	Motion picture theaters, except drive-in	7802
			7833	Drive-in motion picture theaters	7802
			7841	Video tape rental	7803

SIC code	Title	Reporting form CB-	SIC code	Title	Reporting form CB-
79	AMUSEMENT AND RECREATION SERVICES, EXCEPT MOTION PICTURES AND MUSEUMS		81	LEGAL SERVICES	
791	Dance studios, schools, and halls	7903	81 pt.	Offices of lawyers	8100
7922 pt.	Producers of live theatrical productions	7901	81 pt.	Legal aid societies and similar legal services	8100
7922 pt.	Producers of radio and television shows, except tape producers	7901	823, 4,	SELECTED EDUCATIONAL SERVICES	
7922 pt.	Artists' and entertainers' managers or agents, concert bureaus, and booking agents	7901	9		
7922 pt.	Other theatrical services	7901	823	Libraries	8200
7929 pt.	Dance groups and artists	7901	8243	Data processing schools	8200
7929 pt.	Symphony orchestras, opera companies, and chamber music organizations	7901	8244	Business and secretarial schools	8200
7929 pt.	Other music groups and artists	7901	8249	Vocational schools, n.e.c.	8200
7929 pt.	Other entertainers and entertainment groups	7901	829	Schools and educational services, n.e.c.	8200
7933	Bowling centers	7902	83	SOCIAL SERVICES	
7941 pt.	Baseball clubs	7902			
7941 pt.	Football clubs	7902	832	Individual and family social services	8300
7941 pt.	Other professional sports clubs	7902	833	Job training and vocational rehabilitation services	8300
7941 pt.	Managers and promoters	7902	835	Child day care services	8300
7948 pt.	Auto racetrack operation	7902	836	Residential care	8300
7948 pt.	Horse racetrack operation	7902	839	Social services, n.e.c.	8300
7948 pt.	Dog racetrack operation	7902	84	MUSEUMS, ART GALLERIES, AND BOTANICAL AND ZOOLOGICAL GARDENS	
7948 pt.	Racing stables and racing, n.e.c.	7902			
7991 pt.	Physical fitness centers, except gymnasiums and athletic clubs	7903	8412	Museums and art galleries	8400
7991 pt.	Gymnasiums and athletic clubs	7903	8422	Arboreta and botanical or zoological gardens	8400
7992	Public golf courses	7903			
7993	Coin-operated amusement devices	7903	86	SELECTED MEMBERSHIP ORGANIZATIONS	
7996	Amusement parks	7902			
7997	Membership sports and recreation clubs	7903	861	Business associations	8600
7999 pt.	Concession operators of amusement devices and rides	7903	862	Professional membership organizations	8600
7999 pt.	Carnivals and circuses	7903	864	Civic, social, and fraternal associations	8600
7999 pt.	Fairs	7903	869	Membership organizations, n.e.c.	8600
7999 pt.	Roller skating rinks	7903	87	ENGINEERING, ACCOUNTING, RESEARCH, MANAGEMENT, AND RELATED SERVICES	
7999 pt.	Ice skating rinks	7903			
7999 pt.	Other amusement and recreation services, n.e.c.	7903			
80	HEALTH SERVICES		87	ENGINEERING, ACCOUNTING, RESEARCH, MANAGEMENT, AND RELATED SERVICES	
801 pt.	Offices of doctors of medicine	8001	8711	Engineering services	8701
801 pt.	General medical clinics	8001	8712	Architectural services	8701
802 pt.	Offices of dentists	8002	8713	Surveying services	8701
802 pt.	Dental clinics	8002	8721	Accounting, auditing, and bookkeeping services	8702
803 pt.	Offices of osteopathic physicians	8001	8731 pt.	Commercial physical research	8703
803 pt.	Osteopathic clinics	8001	8731 pt.	Commercial medical and biological research	8703
8041	Offices and clinics of chiropractors	8001	8732	Commercial economic, sociological, and educational research	8703
8042	Offices and clinics of optometrists	8001	8733	Noncommercial research organizations	8703
8043	Offices and clinics of podiatrists	8001	8734	Testing laboratories	8703
8049	Offices and clinics of health practitioners, n.e.c.	8001	8741	Management services	8704
8051	Skilled nursing care facilities	8003	8742	Management consulting services	8704
8052	Intermediate care facilities	8003	8743	Public relations services	8704
8059	Nursing and personal care facilities, n.e.c.	8003	8744	Facilities support management services	8704
8062	General medical and surgical hospitals	8004	8748	Business consulting services, n.e.c.	8704
8063	Psychiatric hospitals	8004	89	SERVICES, N.E.C.	
8069	Specialty hospitals, except psychiatric	8004			
8071	Medical laboratories	8005	8999 pt.	Scientific and related consulting services, except environmental	8900
8072	Dental laboratories	8005	8999 pt.	Environmental consulting	8900
8082	Home health care services	8006	8999 pt.	Authors, composers, and other arts-related services	8900
8092	Kidney dialysis centers	8006	8999 pt.	Other services, n.e.c.	8900
8093	Specialty outpatient facilities, n.e.c.	8006			
8099	Health and allied services, n.e.c.	8006			

Table E-1. Firms Subject to Federal Income Tax – Con.

[Includes only establishments with payroll. For meaning of abbreviations and symbols, and for more information on reliability of data, see introductory text. For explanation of terms and comparability of 1987 and 1992 censuses, see appendix A]

SIC code	Kind of business or operation	Percent of receipts –		SIC code	Kind of business or operation	Percent of receipts –	
		From administrative records ¹	Estimated ²			From administrative records ¹	Estimated ²
76	Miscellaneous repair services -----	21.3	5.2	80	Health services -----	28.6	3.6
762	Electrical repair shops -----	18.5	7.1	801	Offices and clinics of doctors of medicine -----	39.8	5.1
7622	Radio and television repair shops -----	23.8	3.8	8011 pt.	Offices of doctors of medicine -----	41.2	5.0
7623, 9	Other electrical and electronic repair shops -----	17.5	7.7	8011 pt.	General medical clinics -----	10.4	8.6
7623	Refrigeration and air-conditioning service and repair shops -----	21.1	17.5	802	Offices and clinics of dentists -----	48.8	2.5
7629	Electrical and electronic repair shops, n.e.c. ---	16.9	6.2	803	Offices and clinics of doctors of osteopathy -----	36.3	.7
763	Watch, clock, and jewelry repair -----	—	—	804	Offices and clinics of other health practitioners ----	35.9	2.2
764	Reupholstery and furniture repair -----	37.5	.2	8041	Offices and clinics of chiropractors -----	32.6	2.6
				8042	Offices and clinics of optometrists -----	43.0	1.9
				8043	Offices and clinics of podiatrists -----	48.6	9.1
				8049	Offices and clinics of health practitioners, n.e.c. --	20.0	.3
				805	Nursing and personal care facilities -----	1.8	.7
769	Miscellaneous repair and related services -----	22.0	4.8	8051	Skilled nursing care facilities -----	1.3	.5
7692	Welding repair -----	38.4	6.8	8052	Intermediate care facilities -----	1.7	.3
7694	Armature rewinding shops -----	5.7	—	8059	Nursing and personal care facilities, n.e.c. -----	13.4	11.9
7699	Repair shops and related services, n.e.c. -----	30.6	7.6	806	Hospitals -----	4.9	—
				8062	General medical and surgical hospitals -----	6.8	—
				8063, 9	Specialty hospitals -----	—	—
78, 79, 84	Amusement and recreation services, including motion pictures and museums -----	19.5	14.2	807, 8, 9	Other health services -----	17.8	8.3
781, 2	Motion picture production, distribution, and services --	18.0	18.0	807	Medical and dental laboratories -----	8.4	4.8
				8071	Medical laboratories -----	6.0	5.3
				8072	Dental laboratories -----	24.0	1.8
				808	Home health care services -----	19.8	3.4
				809	Miscellaneous health and allied services, n.e.c. ---	31.9	19.2
783	Motion picture theaters -----	2.1	5.2	8092	Kidney dialysis centers -----	(D)	(D)
7832	Motion picture theaters, except drive-in -----	2.2	5.6	8093	Specialty outpatient facilities, n.e.c. -----	57.0	24.0
7833	Drive-in motion picture theaters -----	—	—	8099	Health and allied services, n.e.c. -----	(D)	(D)
				81	Legal services -----	37.6	4.7
784	Video tape rental -----	46.7	11.2	823, 4, 9	Selected educational services -----	16.3	3.8
				823	Libraries -----	—	—
792	Theatrical producers (except motion picture), bands, orchestras, and entertainers -----	2.9	2.2	824	Vocational schools -----	9.0	4.5
7922	Theatrical producers (except motion picture) and miscellaneous theatrical services -----	(D)	(D)	829	Schools and educational services, n.e.c. -----	27.3	2.7
7929	Bands, orchestras, actors, and other entertainers and entertainment groups -----	(D)	(D)	83	Social services -----	20.2	23.0
793	Bowling centers -----	29.2	5.0	835	Child day care services -----	40.6	22.0
				832, 3, 6, 9	Other social services -----	15.5	23.2
				87 ex. 8733	Engineering, accounting, research, management, and related services (except noncommercial research organizations) -----	22.0	7.0
79 ex. 792, 3; 84	Commercial sports and other amusement and recreation services, including museums -----	16.7	18.0	871	Engineering, architectural, and surveying services --	17.8	5.6
794	Commercial sports -----	—	21.4	8711	Engineering services -----	16.7	6.2
7941	Professional sports clubs, managers, promoters -----	.6	—	8712	Architectural services -----	18.0	1.1
7948	Racing, including track operation -----	—	22.8	8713	Surveying services -----	30.6	6.8
79 ex. 792, 3, 4; 84	Other amusement and recreation services, including museums -----	27.9	15.6	872	Accounting, auditing, and bookkeeping services ----	33.8	6.4
791	Dance studios, schools, and halls -----	42.6	7.6	873 ex. 8733	Research, development, and testing services (except noncommercial research organizations) ---	4.1	7.5
7991	Physical fitness facilities -----	30.1	14.0	8731	Commercial physical and biological research -----	—	.9
7992	Public golf courses -----	8.9	15.6	8732	Commercial economic, sociological, and educational research -----	8.7	7.3
7993	Coin-operated amusement devices -----	30.7	5.6	8734	Testing laboratories -----	4.5	9.9
7996	Amusement parks -----	(D)	(D)	874	Management and public relations services -----	23.9	9.4
7997	Membership sports and recreation clubs -----	33.1	19.0	8741	Management services -----	19.9	5.8
7999, 84	Amusement and recreation services, including museums, n.e.c. -----	(D)	(D)	8742	Management consulting services -----	40.1	21.1
7999 pt.	Concession operators of amusement devices and rides -----	(D)	(D)	8743	Public relations services -----	14.1	—
7999 pt.	Carnivals, circuses, and fairs -----	(D)	(D)	8744	Facilities support management services -----	(D)	(D)
7999 pt., 84	Other recreation and amusements, including museums -----	32.6	13.0	8748	Business consulting services, n.e.c. -----	(D)	(D)
				89	Services, n.e.c. -----	20.6	3.6

¹Includes receipts information obtained from administrative records of other Federal agencies.

²Includes receipts information which was imputed based on historic company ratios or administrative records or on industry averages.

Appendix D. Metropolitan Areas

(Titles and definitions shown for MSA's, CMSA's, and PMSA's are those established by the Office of Management and Budget, as of June 30, 1993)

WEST VIRGINIA

Charleston, WV MSA

Kanawha County, WV
Putnam County, WV

Cumberland, MD-WV MSA (part)

Allegany County, MD
Mineral County, WV

Huntington-Ashland, WV-KY-OH MSA

Boyd County, KY
Carter County, KY
Greenup County, KY
Lawrence County, OH
Cabell County, WV
Wayne County, WV

Parkersburg-Marietta, WV-OH MSA

Washington County, OH
Wood County, WV

Steubenville-Weirton, OH-WV MSA

Jefferson County, OH
Brooke County, WV
Hancock County, WV

Washington, DC-MD-VA-WV PMSA—see Washington-Baltimore, DC-MD-VA-WV CMSA

Washington-Baltimore, DC-MD-VA-WV CMSA

Baltimore, MD PMSA
Anne Arundel County, MD
Baltimore County, MD
Carroll County, MD
Harford County, MD
Howard County, MD
Queen Anne's County, MD
Baltimore city, MD

Washington-Baltimore, DC-MD-VA-WV CMSA—Con.

Hagerstown, MD PMSA
Washington County, MD
Washington, DC-MD-VA-WV PMSA
District of Columbia, DC
Calvert County, MD
Charles County, MD
Frederick County, MD
Montgomery County, MD
Prince George's County, MD
Arlington County, VA
Clarke County, VA
Culpeper County, VA
Fairfax County, VA
Fauquier County, VA
King George County, VA
Loudoun County, VA
Prince William County, VA
Spotsylvania County, VA
Stafford County, VA
Warren County, VA
Alexandria city, VA
Fairfax city, VA
Falls Church city, VA
Fredericksburg city, VA
Manassas city, VA
Manassas Park city, VA
Berkeley County, WV
Jefferson County, WV

Wheeling, WV-OH MSA

Belmont County, OH
Marshall County, WV
Ohio County, WV

Appendix E.

Percent of Receipts/Revenue Based on Administrative Records and Estimation for the State: 1992

Table E-1. Firms Subject to Federal Income Tax

[Includes only establishments with payroll. For meaning of abbreviations and symbols, and for more information on reliability of data, see introductory text. For explanation of terms and comparability of 1987 and 1992 censuses, see appendix A]

SIC code	Kind of business or operation	Percent of receipts —		SIC code	Kind of business or operation	Percent of receipts —	
		From administrative records ¹	Estimated ²			From administrative records ¹	Estimated ²
	Total	25.0	6.2	73	Business services—Con.		
70 ex. 704	Hotels, rooming houses, camps, and other lodging places (except membership lodging)	4.6	2.8	736	Personnel supply services	2.9	5.7
				7361	Employment agencies	38.1	54.2
				7363	Help supply services7	2.6
7011	Hotels and motels	4.3	2.8	7363 pt.	Temporary help supply	1.0	.1
7011 pt.	Hotels2	1.2	7363 pt.	Help supply, except temporary	—	10.6
7011 pt.	Hotels, 25 guestrooms or more	—	1.2				
7011 pt.	Hotels, less than 25 guestrooms	15.6	—	737	Computer programming, data processing, and other computer related services	20.5	17.4
7011 pt.	Motels, motor hotels, and tourist courts	12.4	5.8		Computer programming, prepackaged software, and integrated systems	34.8	7.6
7011 pt.	Motels, tourist courts	13.1	7.5	7371, 2, 3	Computer programming services	5.9	12.8
7011 pt.	Motor hotels	10.0	—	7372	Prepackaged software	11.1	19.8
702, 3	Other lodging places	19.5	3.5	7373	Computer integrated systems	54.8	3.3
702	Rooming and boarding houses (D)	(D)	(D)	7374, 5, 6	Data processing services	2.9	36.5
703	Camps and recreational vehicle parks (D)	(D)	(D)	7374, 5	Computer processing, information retrieval	2.9	36.5
				7376	Computer facilities management services	—	—
72	Personal services	28.3	6.8	7377, 8, 9	Computer rental and leasing, maintenance, and related services, n.e.c.	5.7	9.6
721	Laundry, cleaning, and garment services	14.0	7.8	7377	Computer rental and leasing (D)	(D)	(D)
7211	Power laundries, family and commercial*	5.2	1.5	7378	Computer maintenance and repair	5.3	4.3
7213	Linen supply	—	43.5	7379	Computer related services, n.e.c.	(D)	(D)
7215	Coin-operated laundries and drycleaning	27.9	7.4	738	Miscellaneous business services	12.6	8.8
7216	Drycleaning plants, except rug cleaning*	24.9	3.4	7381, 2	Detective agencies and protective services	16.6	28.3
7217	Carpet and upholstery cleaning	57.5	3.1	7381	Detective, guard, and armored car services	17.1	29.7
7218	Industrial launderers* (D)	(D)	(D)	7382	Security systems services	9.8	11.6
7212, 9	Other laundry, cleaning, and garment services*	(D)	(D)	7383	News syndicates	(D)	(D)
7212	Garment pressing, and agents for laundries and drycleaners	85.6	—	7384	Photofinishing laboratories*	(D)	(D)
7219	Laundry and garment services, n.e.c.* (D)	(D)	(D)	7389	Business services, n.e.c.	(D)	(D)
722	Photographic studios, portrait	44.8	5.0	7389 pt.	Sign painting shops	71.0	8.8
723, 4	Beauty and barber shops	39.0	6.6	7389 pt.	Interior designing	44.5	4.5
723	Beauty shops	39.2	6.8	7389 pt.	Telephone answering services (D)	(D)	(D)
724	Barber shops	36.1	2.3	7389 pt.	Other business services (D)	(D)	(D)
725	Shoe repair shops and shoeshine parlors	21.0	.4	75	Automotive repair, services, and parking	35.6	5.8
726	Funeral service and crematories	32.3	6.9	751	Automotive rental and leasing, without drivers	18.5	3.2
729	Miscellaneous personal services	29.2	5.2	7513	Truck rental and leasing, without drivers	(D)	(D)
7291	Tax return preparation services	24.3	3.5	7514, 5	Passenger car rental and leasing	11.0	4.3
7299	Miscellaneous personal services, n.e.c.	34.8	7.1	7514	Passenger car rental	9.7	3.6
73	Business services	16.4	12.8	7515	Passenger car leasing	53.2	23.7
731	Advertising	9.4	23.9	7519	Utility trailer and recreational vehicle rental	(D)	(D)
7311	Advertising agencies	6.2	29.8				
7312	Outdoor advertising services	11.5	17.2	752	Automobile parking	—	2.2
7313	Radio, television, publishers' advertising representatives	3.7	29.6	753	Automotive repair shops	40.9	5.9
7319	Advertising, n.e.c.	39.0	9.7	7532	Top, body, and upholstery repair shops and paint shops	41.5	6.2
732	Consumer credit reporting agencies, mercantile reporting agencies, and adjustment and collection agencies	22.2	3.8	7532 pt.	Top and body repair shops	41.4	6.3
7322	Adjustment and collection services	30.3	5.8	7532 pt.	Paint shops	43.5	—
7323	Credit reporting services	6.4	—	7538	General automotive repair shops	47.0	6.4
733	Mailing, reproduction, commercial art and photography, and stenographic services	41.8	1.6	7538 pt.	General automotive repair shops, except diesel	52.3	5.3
7331	Direct mail advertising services	31.4	—	7538 pt.	Diesel repair shops	15.0	13.3
7334	Photocopying and duplicating services	43.6	—	7533, 4, 6, 7, 9	Other automotive repair shops	30.1	4.6
7335, 6	Commercial photography, art, and graphics	71.9	6.5	7533	Automotive exhaust system repair shops	25.3	6.4
7335	Commercial photography	85.9	—	7534	Tire retreading and repair shops	30.5	—
7336	Commercial art and graphic design	53.1	15.2	7536	Automotive glass replacement shops	17.7	4.2
7338	Secretarial and court reporting services	34.5	2.5	7537	Automotive transmission repair shops	39.3	10.9
734	Services to dwellings and other buildings	30.0	13.4	7539	Automotive repair shops, n.e.c.	41.0	3.7
7342	Disinfecting and pest control services	19.4	7.7	7539 pt.	Radiator repair	35.7	7.5
7349	Building cleaning and maintenance services, n.e.c.	35.4	16.3	7539 pt.	Brake, front end, and wheel alignment	57.0	4.3
735	Miscellaneous equipment rental and leasing	17.9	20.5	754	Automotive electrical and fuel system services	29.1	—
7352	Medical equipment rental and leasing	4.3	33.2	7542	Other automotive repair shops, n.e.c.	22.2	—
7353	Heavy construction equipment rental and leasing	40.9	16.9	7549	Automotive services, except repair	30.5	9.6
7359	Equipment rental and leasing, n.e.c.	18.4	13.1		Carwashes	34.9	14.4
					Automotive services, except repair and carwashes	25.9	4.6

See footnotes at end of table.

Table E-2. Firms Exempt From Federal Income Tax

[Includes only establishments with payroll. For meaning of abbreviations and symbols, and for more information on reliability of data, see introductory text. For explanation of terms and comparability of 1987 and 1992 censuses, see appendix A]

SIC code	Kind of business or operation	Percent of revenue —		SIC code	Kind of business or operation	Percent of revenue —	
		From administrative records ¹	Estimated ²			From administrative records ¹	Estimated ²
	Total	5.3	3.3	823, 4, 9	Selected educational services	15.7	26.6
7032, 704	Camps and membership lodging	9.0	19.8	83	Social services	22.3	16.4
792, 7991 pt., 7997, 7999 pt., 84	Selected amusement, recreation, and related services	32.9	9.0	835	Child day care services	10.6	10.7
8011 pt.; 8021 pt.; 805, 6, 8, 9	Selected health services	1.0	.4	832, 3, 6, 9	Other social services	23.3	16.9
8011 pt., 8021 pt. 805	Clinics of doctors of medicine and dentists	3.2	.9	832	Individual and family social services	21.2	14.8
806	Nursing and personal care facilities	—	—	833	Job training and vocational rehabilitation services	19.3	22.5
8062	Hospitals7	—	836	Residential care	17.0	11.9
8063, 9	General medical and surgical hospitals7	—	839	Social services, n.e.c.	38.9	23.5
	Specialty hospitals	—	—	861, 2, 4, 9	Selected membership organizations	37.0	21.3
808, 9	Other health services	5.0	6.5	861	Business associations	40.8	13.3
8111 pt.	Legal aid societies and similar legal services	1.4	11.3	864	Civic, social, and fraternal associations	42.6	28.2
				862, 9	Other membership organizations	22.5	10.2
				873, 4 ex. 8744	Research, testing, and consulting services, except facilities support management services	2.8	12.4
				873	Research, development, and testing services	—	16.2
				874 ex. 8744	Management and public relations services, except facilities support management services	12.0	—

¹Includes revenue information obtained from administrative records of other Federal agencies.

²Includes revenue information which was imputed based on historic company ratios or administrative records or on industry averages.

Appendix F. Geographic Notes

WEST VIRGINIA

Huntington is in Cabell and Wayne Counties.

Nitro is in Kanawha and Putnam Counties.

Paden City is in Tyler and Wetzel Counties.

Weirton is in Brooke and Hancock Counties.

Wheeling is in Marshall and Ohio Counties.

Appendix G.

Establishments in Business Any Time During Year and Establishments in Business at End of Year for the State: 1992 and 1987

Table G-1. Firms Subject to Federal Income Tax

[Includes only establishments with payroll. For meaning of abbreviations and symbols, see introductory text. For explanation of terms and comparability of 1987 and 1992 censuses, see appendix A]

SIC code	Kind of business or operation	Establishments in business —			
		Any time during year		At end of year	
		1992	1987	1992	1987
	Total	9 496	8 909	8 827	8 280
70 ex. 704	Hotels, rooming houses, camps, and other lodging places (except membership lodging)	287	303	268	278
	Hotels and motels	266	272	249	252
7011	Hotels	64	73	60	69
7011 pt.	Hotels, 25 guestrooms or more	51	57	48	55
7011 pt.	Hotels, less than 25 guestrooms	13	16	12	14
7011 pt.	Motels, motor hotels, and tourist courts	202	199	189	183
7011 pt.	Motels, tourist courts	178	176	167	162
7011 pt.	Motor hotels	24	23	22	21
702, 3	Other lodging places	21	31	19	26
702	Rooming and boarding houses	1	4	1	3
703	Camps and recreational vehicle parks	20	27	18	23
72	Personal services	1 234	1 294	1 143	1 199
721	Laundry, cleaning, and garment services	234	226	210	214
7211	Power laundries, family and commercial*	9	10	6	9
7213	Linen supply*	7	7	7	7
7215	Coin-operated laundries and drycleaning	67	66	59	61
7216	Drycleaning plants, except rug cleaning*	100	99	93	97
7217	Carpet and upholstery cleaning	31	28	28	24
7218	Industrial launderers*	6	5	6	5
7212, 9	Other laundry, cleaning, and garment services*	14	11	11	11
722	Photographic studios, portrait	73	57	69	54
723, 4	Beauty and barber shops	555	637	521	579
723	Beauty shops	525	599	491	544
724	Barber shops	30	38	30	35
725	Shoe repair shops and shoeshine parlors	13	19	12	17
726	Funeral service and crematories	231	223	227	218
729	Miscellaneous personal services	128	132	104	117
7291	Tax return preparation services	65	63	54	58
7299	Miscellaneous personal services, n.e.c.	63	69	50	59
73	Business services	1 085	874	979	804
731	Advertising	56	39	54	36
7311	Advertising agencies	30	18	28	18
7312	Outdoor advertising services	12	11	12	11
7313	Radio, television, publishers' advertising representatives	8	7	8	5
7319	Advertising, n.e.c.	6	3	6	2
732	Consumer credit reporting agencies, mercantile reporting agencies, and adjustment and collection agencies	37	45	36	43
7322	Adjustment and collection services	28	26	27	25
7323	Credit reporting services	9	19	9	18
733	Mailing, reproduction, commercial art and photography, and stenographic services	72	52	64	47
7331	Direct mail advertising services	8	9	8	7
7334	Photocopying and duplicating services	13	11	12	10
7335, 6	Commercial photography, art, and graphics	24	16	20	15
7335	Commercial photography	11	6	10	6
7336	Commercial art and graphic design	13	10	10	9
7338	Secretarial and court reporting services	27	16	24	15
734	Services to dwellings and other buildings	245	197	221	182
7342	Disinfecting and pest control services	54	51	51	50
7349	Building cleaning and maintenance services, n.e.c.	191	146	170	132
735	Miscellaneous equipment rental and leasing	187	144	171	131
7352	Medical equipment rental and leasing	45	37	43	33
7353	Heavy construction equipment rental and leasing	33	31	28	28
7359	Equipment rental and leasing, n.e.c.	109	76	100	70
736	Personnel supply services	81	58	70	55
7361	Employment agencies	24	18	15	18
7363	Help supply services	57	40	55	37

See footnotes at end of table.

Table G-1. Firms Subject to Federal Income Tax — Con.

[Includes only establishments with payroll. For meaning of abbreviations and symbols, see introductory text. For explanation of terms and comparability of 1987 and 1992 censuses, see appendix A]

SIC code	Kind of business or operation	Establishments in business —			
		Any time during year		At end of year	
		1992	1987	1992	1987
73	Business services — Con.				
737	Computer programming, data processing, and other computer related services -----	116	87	105	83
7371, 2, 3	Computer programming, prepackaged software, and integrated systems -----	60	31	56	30
7371	Computer programming services -----	33	15	31	15
7372	Prepackaged software -----	9	5	8	5
7373	Computer integrated systems -----	18	11	17	10
7374, 5, 6	Data processing services -----	30	25	27	23
7374, 5	Computer processing, information retrieval -----	30	23	27	21
7376	Computer facilities management services -----	—	2	—	2
7377, 8, 9	Computer rental and leasing, maintenance, and related services, n.e.c. -----	26	31	22	30
7377	Computer rental and leasing -----	4	3	4	3
7378	Computer maintenance and repair -----	15	12	13	12
7379	Computer related services, n.e.c. -----	7	16	5	15
738	Miscellaneous business services -----	291	252	258	227
7381, 2	Detective agencies and protective services -----	93	68	84	60
7381	Detective, guard, and armored car services -----	84	61	78	54
7382	Security systems services -----	9	7	6	6
7383	News syndicates -----	3	4	3	3
7384	Photofinishing laboratories* -----	30	40	26	37
7389	Business services, n.e.c. -----	165	140	145	127
7389 pt.	Sign painting shops -----	15	14	12	13
7389 pt.	Interior designing -----	14	12	12	10
7389 pt.	Telephone answering services -----	11	9	11	8
7389 pt.	Other business services -----	125	105	110	96
75	Automotive repair, services, and parking -----	929	810	853	738
751	Automotive rental and leasing, without drivers -----	68	46	68	42
7513	Truck rental and leasing, without drivers -----	21	20	21	17
7514, 5	Passenger car rental and leasing -----	46	24	46	23
7519	Utility trailer and recreational vehicle rental -----	1	2	1	2
752	Automobile parking -----	26	35	26	35
753	Automotive repair shops -----	698	606	635	559
7532	Top, body, and upholstery repair shops and paint shops -----	200	172	179	165
7532 pt.	Top and body repair shops -----	189	164	168	158
7532 pt.	Paint shops -----	11	8	11	7
7538	General automotive repair shops -----	351	291	324	263
7538 pt.	General automotive repair shops, except diesel -----	327	273	301	246
7538 pt.	Diesel repair shops -----	24	18	23	17
7533, 4, 6, 7, 9	Other automotive repair shops -----	147	143	132	131
7533	Automotive exhaust system repair shops -----	39	25	35	23
7534	Tire retreading and repair shops -----	9	17	8	17
7536	Automotive glass replacement shops -----	27	22	26	21
7537	Automotive transmission repair shops -----	30	31	26	27
7539	Automotive repair shops, n.e.c. -----	42	48	37	43
7539 pt.	Radiator repair -----	13	20	12	16
7539 pt.	Brake, front end, and wheel alignment -----	14	10	11	10
7539 pt.	Automotive electrical and fuel system services -----	10	14	9	13
7539 pt.	Other automotive repair shops, n.e.c. -----	5	4	5	4
754	Automotive services, except repair -----	137	123	124	102
7542	Carwashes -----	85	77	78	67
7549	Automotive services, except repair and carwashes -----	52	46	46	35
76	Miscellaneous repair services -----	453	439	424	409
762	Electrical repair shops -----	116	109	112	102
7622	Radio and television repair shops -----	21	34	20	33
7623, 9	Other electrical and electronic repair shops -----	95	75	92	69
7623	Refrigeration and air-conditioning service and repair shops -----	18	23	18	20
7629	Electrical and electronic repair shops, n.e.c. -----	77	52	74	49
763	Watch, clock, and jewelry repair -----	6	4	6	4
764	Reupholstery and furniture repair -----	38	39	35	35
769	Miscellaneous repair and related services -----	293	287	271	268
7692	Welding repair -----	32	33	29	30
7694	Armature rewinding shops -----	38	43	34	41
7699	Repair shops and related services, n.e.c. -----	223	211	208	197
78, 79, 84	Amusement and recreation services, including motion pictures and museums -----	609	596	555	536
781, 2	Motion picture production, distribution, and services -----	9	5	9	4
783	Motion picture theaters -----	41	59	39	49
7832	Motion picture theaters, except drive-in -----	28	40	26	33
7833	Drive-in motion picture theaters -----	13	19	13	16
784	Video tape rental -----	160	135	137	118
792	Theatrical producers (except motion picture), bands, orchestras, and entertainers -----	11	6	9	3
7922	Theatrical producers (except motion picture) and miscellaneous theatrical services -----	4	1	3	1
7929	Bands, orchestras, actors, and other entertainers and entertainment groups -----	7	5	6	2
793	Bowling centers -----	47	47	46	43

See footnotes at end of table.

G-2 APPENDIX G

SERVICE INDUSTRIES—GEOGRAPHIC AREA SERIES

Table G-1. Firms Subject to Federal Income Tax – Con.

[Includes only establishments with payroll. For meaning of abbreviations and symbols, see introductory text. For explanation of terms and comparability of 1987 and 1992 censuses, see appendix A]

SIC code	Kind of business or operation	Establishments in business –			
		Any time during year		At end of year	
		1992	1987	1992	1987
78, 79, 84	Amusement and recreation services, including motion pictures and museums—Con.				
79 ex. 792, 3, 84	Commercial sports and other amusement and recreation services, including museums	341	344	315	319
794	Commercial sports	21	21	19	19
7941	Professional sports clubs, managers, promoters	4	3	4	3
7948	Racing, including track operation	17	18	15	16
79 ex. 792, 3, 4; 84	Other amusement and recreation services, including museums	320	323	296	300
791	Dance studios, schools, and halls	19	20	19	19
7991	Physical fitness facilities	48	78	44	71
7992	Public golf courses	29	20	28	17
7993	Coin-operated amusement devices	42	39	39	37
7996	Amusement parks	4	1	4	1
7997	Membership sports and recreation clubs	57	63	56	60
7999, 84	Amusement and recreation services, including museums, n.e.c.	121	102	106	95
80	Health services	2 692	2 607	2 562	2 474
801	Offices and clinics of doctors of medicine	1 340	1 374	1 280	1 304
8011 pt.	Offices of doctors of medicine	1 308	1 341	1 255	1 276
8011 pt.	General medical clinics	32	33	25	28
802	Offices and clinics of dentists	563	575	544	552
803	Offices and clinics of doctors of osteopathy	90	66	83	58
804	Offices and clinics of other health practitioners	351	311	331	297
8041	Offices and clinics of chiropractors	105	84	99	80
8042	Offices and clinics of optometrists	151	164	146	157
8043	Offices and clinics of podiatrists	26	23	23	22
8049	Offices and clinics of health practitioners, n.e.c.	69	40	63	38
805	Nursing and personal care facilities	141	103	135	97
8051	Skilled nursing care facilities	55	67	53	67
8052	Intermediate care facilities	69	22	68	17
8059	Nursing and personal care facilities, n.e.c.	17	14	14	13
806	Hospitals	17	17	17	17
807, 8, 9	Other health services	190	161	172	149
807	Medical and dental laboratories	82	83	76	78
8071	Medical laboratories	55	49	50	47
8072	Dental laboratories	27	34	26	31
808	Home health care services	48	27	43	23
809	Miscellaneous health and allied services, n.e.c.	60	51	53	48
8092	Kidney dialysis centers	9	6	9	6
8093	Specialty outpatient facilities, n.e.c.	28	27	24	26
8099	Health and allied services, n.e.c.	23	18	20	16
81	Legal services	891	851	833	795
823, 4, 9	Selected educational services	42	37	40	33
823	Libraries	—	1	—	1
824	Vocational schools	17	20	17	17
829	Schools and educational services, n.e.c.	25	16	23	15
83	Social services	217	178	189	160
835	Child day care services	104	99	92	87
832, 3, 6, 9	Other social services	113	79	97	73
87 ex. 8733	Engineering, accounting, research, management, and related services (except noncommercial research organizations)	1 005	828	934	773
871	Engineering, architectural, and surveying services	307	280	284	261
8711	Engineering services	174	146	159	137
8712	Architectural services	47	48	43	45
8713	Surveying services	86	86	82	79
872	Accounting, auditing, and bookkeeping services	414	383	390	359
873 ex. 8733	Research, development, and testing services (except noncommercial research organizations)	75	49	69	48
8731	Commercial physical and biological research	13	6	10	6
8732	Commercial economic, sociological, and educational research	11	8	11	8
8734	Testing laboratories	51	35	48	34
874	Management and public relations services	209	116	191	105
8741	Management services	90	42	84	41
8742	Management consulting services	78	52	69	44
8743	Public relations services	13	8	11	7
8744	Facilities support management services	3	2	3	2
8748	Business consulting services, n.e.c.	25	12	24	11
89	Services, n.e.c.	52	92	47	81

Table G-2. Firms Exempt From Federal Income Tax

[Includes only establishments with payroll. For meaning of abbreviations and symbols, see introductory text. For explanation of terms and comparability of 1987 and 1992 censuses, see appendix A]

SIC code	Kind of business or operation	Establishments in business —			
		Any time during year		At end of year	
		1992	1987	1992	1987
	Total	1 632	1 407	1 531	1 352
7032, 704	Camps and membership lodging	28	32	27	30
792, 7991 pt., 7997, 7999 pt., 84	Selected amusement, recreation, and related services	75	66	74	66
792	Theatrical producers (except motion picture), bands, orchestras, and entertainers	13	9	13	9
7991 pt., 7997	Gymnasiums, athletic clubs, and membership sports and recreation clubs	50	45	49	45
7999 pt. 84	Fairs	3	4	3	4
	Museums, art galleries, and botanical and zoological gardens	9	8	9	8
8011 pt.; 8021 pt.; 805, 6, 8, 9	Selected health services	240	203	234	200
8011 pt., 8021 pt.	Clinics of doctors of medicine and dentists	78	57	76	57
805	Nursing and personal care facilities	24	20	24	19
806	Hospitals	55	62	54	62
808, 9	Other health services	83	64	80	62
808	Home health care services	16	10	15	9
809	Miscellaneous health and allied services, n.e.c.	67	54	65	53
8111 pt.	Legal aid societies and similar legal services	18	12	18	12
823, 4, 9	Selected educational services	40	26	39	25
83	Social services	609	471	570	452
835	Child day care services	97	75	82	74
832, 3, 6, 9	Other social services	512	396	488	378
861, 2, 4, 9	Selected membership organizations	601	586	549	556
861	Business associations	83	81	78	79
864	Civic, social, and fraternal associations	427	419	391	397
862, 9	Other membership organizations	91	86	80	80
873, 4 ex. 8744	Research, testing, and consulting services, except facilities support management services	21	11	20	11
873	Research, development, and testing services	10	8	9	8
8731	Commercial physical and biological research	1	2	—	2
8732	Commercial economic, sociological, and educational research	1	—	1	—
8733	Noncommercial research organizations	8	6	8	6
8734	Testing laboratories	—	—	—	—
874 ex. 8744	Management and public relations services, except facilities support management services	11	3	11	3

Publication Program

1992 CENSUS OF SERVICE INDUSTRIES

Publications of the 1992 Census of Service Industries containing data on service industries establishments in the United States are described below. Publication order forms for specific reports may be obtained from any Department of Commerce district office or from Data User Services Division, Customer Services, Bureau of the Census, Washington, DC 20233-8300. The first results were issued in press releases. Final detailed statistics are issued in separate paperbound reports and compact disc-read only memory (CD-ROM).

Final Reports

Geographic area series—52 reports (SC92-A-1 to -52)

A separate paperbound report containing data for establishments with payroll is published for each State, the District of Columbia, and the United States. For establishments of firms subject to Federal income tax, each State report presents general statistics on number of establishments, receipts, payroll, and employment, by varied service classifications, for the State, metropolitan areas (MA's), counties, and places with 350 service establishments or more, by kind of business. Greater kind-of-business detail is shown for larger areas. In addition, for places with 2,500 inhabitants or more and for all counties, statistics are provided on number of establishments and receipts for 10 major kind-of-business groups. For establishments of firms exempt from Federal income tax, each State report presents statistics on number of establishments, revenue, payroll, and employment by varied service classifications, for the State and MA's. Greater kind-of-business detail is shown for larger areas.

The United States Summary report presents data for the United States as a whole for establishments with payroll of firms subject to Federal income tax, as well as those exempt from Federal income tax, for detailed kind-of-business classifications. Statistics on number of establishments and receipts/revenue are also shown for States and MA's by kind of business.

For each State, the District of Columbia, and the United States, 1992 data are provided on receipts/revenue and employees per establishment and on receipts/revenue and payroll per employee. Comparative statistics showing percent changes in receipts/expenses and payroll between 1987 and 1992 also are shown.

Nonemployer statistics series—1 report (SC92-N-1)

This report includes data by kind of business for all establishments, establishments with payroll, and establishments without payroll for the United States and States. Also presented are statistics for establishments without payroll including number of establishments and receipts/revenue by varied service classifications for MA's.

Similar data for counties and places with 2,500 inhabitants or more are available on electronic media only.

Subject series—5 reports (SC92-S-1 to -5)

The *Establishment and Firm Size* report (SC92-S-1) presents data for establishments with payroll, based on size of establishment, size of company or firm, and legal form of organization. Establishment statistics are presented by receipts/revenue size and by employment size; statistics for firms, by receipts/revenue size (including concentration by largest firms), by employment size, and by number of establishments operated (single units and multiunits). Statistics are presented by kind of business on the number of establishments, receipts/revenue, payroll, and employment for the United States.

The *Capital Expenditures, Depreciable Assets, and Operating Expenses* report (SC92-S-2) presents data for firms with payroll for the United States by major kind of business. Operating expenses include annual payroll, supplemental labor costs, purchased services, etc. Receipts data also are provided.

Three other reports (*Hotels, Motels, and Other Lodging Places* (SC92-S-3), *Sources of Receipts or Revenue* (SC92-S-4), and *Miscellaneous Subjects* (SC92-S-5)) present data for the United States as a whole and, where feasible, for States and MA's.

Electronic Media

All data included in the printed reports are available on CD-ROM. The CD-ROM's provide the same information found in the final reports as well as additional information not published in the final reports, such as ZIP Code statistics available from series SC92-Z, and nonemployer data for counties and places from series SC92-N. Electronic media products are available for users who wish to summarize, rearrange, or process large amounts of data. These products, with corresponding technical documentation, are sold by Data User Services Division, Customer Services, Bureau of the Census, Washington, DC 20233-8300.

OTHER ECONOMIC CENSUS REPORTS

Data on retail trade, wholesale trade, financial, insurance, real estate, construction industries, manufactures, mineral industries, transportation, communications, utilities, enterprise statistics, minority-owned business enterprises, and women-owned businesses also are available from the 1992 Economic Census. A separate series of reports covers the census of outlying areas—Puerto Rico, Virgin Islands of the United States, Guam, and the Northern Marianas. Separate announcements describing these reports are available free of charge from Data User Services Division, Customer Services, Bureau of the Census, Washington, DC 20233-8300.