

1992


Census of

Service Industries

SC92-A-43

GEOGRAPHIC AREA SERIES

Tennessee



1992 Census of Service Industries

SC92-A-43

GEOGRAPHIC AREA SERIES

Tennessee

Issued December 1994



U.S. Department of Commerce
Ronald H. Brown, Secretary
David J. Barram, Deputy Secretary

Economics and Statistics Administration
Everett M. Ehrlich, Under Secretary
for Economic Affairs

BUREAU OF THE CENSUS
Martha Farnsworth Riche, Director

Acknowledgments

Many persons participated in the various activities of the 1992 Census of Service Industries. The overall planning and review of the census operations were performed by the Economic Census Staff of the Economic Planning and Coordination Division.

This report was prepared in the Services Division. **Bobby E. Russell**, Assistant Chief for Census Programs, was responsible for the overall planning, management, and coordination of the census of service industries. Planning and implementation were under the direction of **Jack B. Moody**, Chief, Service Census Branch, with primary staff assistance by **Jack R. Drago**, **Barbara S. Tinari**, **Kirk K. Degler**, **Joseph R. Fuller**, **Susan G. Baker**, **Deborah M. Stempowski**, **Brian D. Gregory**, **Theresa L. Steele**, **Chris E. Blackburn**, **Gary R. Rice**, **M. Craig Schadt**, **Arthur B. Stewart**, **Sandra K. Byrd**, and **Evelyn D. Butler**.

Systems and procedures for mailout, receipt, correspondence, data input, industry classification, other clerical processing, administrative record processing, quality control, and the associated electronic computer programs, were developed in the Economic Planning and Coordination Division.

Mailout preparation and receipt operations, clerical and analytical review activities, data keying, and geocoding review were performed by the staff of the Data Preparation Division, **Judith N. Petty**, Acting Chief.

Geographic coding procedures and associated computer programs were developed by the staff of the Geography Division.

The computer processing systems were developed and coordinated in the Economic Statistical Methods and Programming Division, **Charles P. Pautler, Jr.**, Chief. **H. Ray Dennis**, Assistant Chief for Business Programs, was responsible for design and implementation of the computer systems. The computer programs were prepared under the supervision of **William C. Wester**, Chief, Business Census Branch, and **Steven G. McCraith**, Chief, Utilities and Financial Census Branch, assisted by **Jeffrey S. Rosen**, **Barbara L. Lambert**, **Jacqueline R. Sellers**, and **Tsung C. Chu**. Additional programming assistance was provided by **Robert S. Jewett**.

Computer processing was performed in the Computer Services Division, **Marvin D. Raines**, Chief.

The staff of the Administrative and Publications Services Division, **Walter C. Odom**, Chief, performed planning, design, composition, editorial review, and printing planning and procurement for publications and report forms. **Margaret A. Smith** provided publication coordination and editing.

Special acknowledgment is also due the many businesses whose cooperation has contributed to the publication of these data.

If you have any questions concerning the statistics in this report, call 301-457-2689.



**Economics and Statistics
Administration**

Everett M. Ehrlich, Under Secretary
for Economic Affairs



BUREAU OF THE CENSUS

Martha Farnsworth Riche, Director
Harry A. Scarr, Deputy Director

Paula J. Schneider, Principal Associate
Director for Programs

Thomas L. Mesenbourg, Acting Associate
Director for Economic Programs

Thomas L. Mesenbourg, Assistant Director
for Economic Programs

**ECONOMIC PLANNING AND COORDINATION
DIVISION**

John P. Govoni, Chief

SERVICES DIVISION

Carole A. Ambler, Chief

Introduction to the Economic Census

PURPOSES AND USES OF THE ECONOMIC CENSUS

The economic census is the major source of facts about the structure and functioning of the Nation's economy. It provides essential information for government, business, industry, and the general public.

The economic census furnishes an important part of the framework for such composite measures as the gross domestic product, input/output measures, production and price indexes, and other statistical series that measure short-term changes in economic conditions.

Policymaking agencies of the Federal Government use the data, especially in monitoring economic activity and providing assistance to business.

State and local governments use the data to assess business activities and tax bases within their jurisdictions and to develop programs to attract business.

Trade associations study trends in their own and competing industries and keep their members informed of market changes.

Individual businesses use the data to locate potential markets and to analyze their own production and sales performance relative to industry or area averages.

AUTHORITY AND SCOPE

Title 13 of the United States Code (sections 131, 191, and 224) directs the Census Bureau to take the economic census every 5 years, covering years ending in 2 and 7. The 1992 Economic Census consists of the following eight censuses:

- Census of Retail Trade
- Census of Wholesale Trade
- Census of Service Industries
- Census of Financial, Insurance, and Real Estate Industries
- Census of Transportation, Communications, and Utilities
- Census of Manufactures
- Census of Mineral Industries
- Census of Construction Industries

Special programs also cover enterprise statistics and minority-owned and women-owned businesses. (The 1992 Census of Agriculture and 1992 Census of Governments are conducted separately.) The next economic census is scheduled to be taken in 1998 covering the year 1997.

AVAILABILITY OF THE DATA

The results of the economic census are available in printed reports for sale by the U.S. Government Printing Office and on compact discs for sale by the Census Bureau. Order forms for all types of products are available on request from Customer Services, Bureau of the Census, Washington, DC 20233-8300. A more complete description of publications being issued from this census is on the inside back cover of this document.

Census facts are also widely disseminated by trade associations, business journals, and newspapers. Volumes containing census statistics are available in most major public and college libraries. Finally, State data centers in every State as well as business and industry data centers in many States also supply economic census statistics.

WHAT'S NEW IN 1992

The 1992 Economic Census covers more of the economy than any previous census. New for 1992 are data on communications, utilities, financial, insurance, and real estate, as well as coverage of more transportation industries. The economic, agriculture, and governments censuses now collectively cover nearly 98 percent of all economic activity.

Among other changes, new 1992 definitions affect the boundaries of about a third of all metropolitan areas. Also, the Survey of Women-Owned Businesses has now been expanded to include all corporations.

HISTORICAL INFORMATION

The economic census has been taken as an integrated program at 5-year intervals since 1967 and before that for 1963, 1958, and 1954. Prior to that time, the individual subcomponents of the economic census were taken separately at varying intervals.

The economic census traces its beginnings to the 1810 Decennial Census, when questions on manufacturing were included with those for population. Coverage of economic activities was expanded for 1840 and subsequent censuses to include mining and some commercial activities. In 1902, Congress established a permanent Census Bureau and directed that a census of manufactures be taken every 5 years. The 1905 Manufactures Census was the first time a census was taken apart from the regular every-10-year population census.

The first census of business was taken in 1930, covering 1929. Initially it covered retail and wholesale trade and construction industries, but it was broadened in 1933 to include some of the service trades.

The 1954 Economic Census was the first census to be fully integrated—providing comparable census data across economic sectors, using consistent time periods, concepts, definitions, classifications, and reporting units. It was the first census to be taken by mail, using lists of firms provided by the administrative records of other Federal agencies. Since 1963, administrative records also have been used to provide basic statistics for very small firms, reducing or eliminating the need to send them census questionnaires. The Enterprise Statistics Program, which publishes combined data from the economic census, was made possible with the implementation of the integrated census program in 1954.

The range of industries covered in the economic censuses has continued to expand. The census of construction industries began on a regular basis in 1967, and the scope of service industries was broadened in 1967, 1977, and 1987. The census of transportation began in 1963 as a set of surveys covering travel, transportation of commodities, and trucks, but expanded in 1987 to cover business establishments in several transportation industries. For 1992, these statistics are incorporated into a broadened census of transportation, communications, and utilities. Also new for 1992 is the census of financial, insurance, and real estate industries. This is part of a gradual expansion in coverage of industries previously subjected to government regulation.

The Survey of Minority-Owned Business Enterprises was first conducted as a special project in 1969 and was incorporated into the economic census in 1972 along with the Survey of Women-Owned Businesses.

An economic census has also been taken in Puerto Rico since 1909, in the Virgin Islands of the United States and Guam since 1958, and in the Commonwealth of the Northern Mariana Islands since 1982.

Statistical reports from the 1987 and earlier censuses provide historical figures for the study of long-term time series and are available in some large libraries. All of the census data published since 1967 are still available for sale on microfiche from the Census Bureau.

AVAILABILITY OF MORE FREQUENT ECONOMIC DATA

While the census provides complete enumerations every 5 years, there are many needs for more frequent data as well. The Census Bureau conducts a number of monthly, quarterly, and annual surveys, with the results appearing in publication series such as Current Business Reports (retail and wholesale trade and service industries), the Annual Survey of Manufactures, Current Industrial Reports, and the Quarterly Financial Report. Most of these surveys, while providing more frequent observations, yield less kind-of-business and geographic detail than the census. The County Business Patterns program offers annual statistics on the number of establishments, employment, and payroll classified by industry within each county.

SOURCES FOR MORE INFORMATION

More information about the scope, coverage, classification system, data items, and publications for each of the economic censuses and related surveys is published in the *Guide to the 1992 Economic Census and Related Statistics*. More information on the methodology, procedures, and history of the census will be published in the *History of the 1992 Economic Census*. Contact Customer Services for information on availability.

Census of Service Industries

GENERAL

The 1992 Census of Service Industries, part of the 1992 Economic Census, covered service industries as defined in Division I of the *Standard Industrial Classification Manual: 1987*¹ (SIC), except Elementary and Secondary Schools (SIC 821), Colleges, Universities, Professional Schools, and Junior Colleges (SIC 822), Labor Unions and Similar Labor Organizations (SIC 863), Political Organizations (SIC 865), Religious Organizations (SIC 866), and Private Households (SIC 881). The census also excluded governmental establishments classified in the covered industries, except for government-operated hospitals which were included.

Data are presented for establishments in the following classifications:

SIC code	Title
70	Hotels, rooming houses, camps, and other lodging places
72	Personal services
73	Business services
75	Automotive repair, services, and parking
76	Miscellaneous repair services
78	Motion pictures
79	Amusement and recreation services
80	Health services
81	Legal services
823, 4, 9	Selected educational services
83	Social services
84	Museums, art galleries, and botanical and zoological gardens
861, 2, 4, 9	Selected membership organizations
87	Engineering, accounting, research, management, and related services
89	Services, not elsewhere classified

This series of reports presents data for service establishments of firms subject to Federal income tax and (in separate tables) of firms which are exempt from Federal income tax under provisions of the Internal Revenue Code. Only establishments with some payroll during the year are included. For a more detailed explanation, see appendix A.

¹*Standard Industrial Classification Manual: 1987*. For sale by Superintendent of Documents, U.S. Government Printing Office, Washington, DC 20402. Stock No. 041-001-00314-2.

Many of the "kinds of business or operation" included in this report are not thought of as commercial businesses, and the terms (such as "business," "establishment," and "firm") used to describe them may not be descriptive of such services, particularly for not-for-profit and professional services. However, these terms are applied to all "kinds of business or operation" in order to maintain conformity in the measures of the production and delivery of goods and services and in the presentation of data.

The basic tabulations in this report do not include data for establishments which are auxiliary (primary function is providing a service, such as warehousing or bookkeeping) to service establishments within the same organization. Data for auxiliaries are presented in a subsequent report issued as part of the 1992 Enterprise Statistics reports.

For the 1992 Census of Service Industries, large- and medium-size firms, plus all firms known to operate more than one establishment, were sent questionnaires to be completed and returned to the Census Bureau by mail. For most very small firms, including those with no paid employees, data from existing administrative records of other Federal agencies were used instead. These records provided basic information on location, kind of business, receipts, payroll, number of employees, and legal form of organization. In addition, more detailed information for selected kinds of business was obtained on the various questionnaires.

Appendix A gives a more detailed explanation of census coverage and methodology.

CENSUS DISCLOSURE RULES

In accordance with Federal law governing census reports, no data are published that would disclose the operations of an individual establishment or business. However, the number of establishments in a kind-of-business classification is not considered a disclosure, so this information may be released even though other information is withheld.

GEOGRAPHIC AREAS COVERED

This report series presents data for the following areas:

1. The United States as a whole.
2. Each State and the District of Columbia.

3. Each consolidated metropolitan statistical area (CMSA) and primary metropolitan statistical area (PMSA) defined by the Office of Management and Budget (OMB) as of June 30, 1993. A CMSA is an area used to facilitate the presentation and analysis of data for large concentrations of metropolitan populations. It includes two or more contiguous PMSA's which have a population of at least 1,000,000² and which meet specific criteria of urban character and of social and economic integration.
4. Each metropolitan statistical area (MSA) defined by the OMB as of June 30, 1993. An MSA is an integrated economic and social unit with a population nucleus of at least 50,000 inhabitants.² Each MSA consists of one or more counties meeting standards of metropolitan character; in New England, cities and towns rather than counties are the component geographic units.
5. The area within the State outside metropolitan areas (MA's).
6. Each county or county equivalent.³ Counties are the primary divisions of States, except in Louisiana where they are called parishes and in Alaska where they are called boroughs and census areas. Maryland, Missouri, Nevada, and Virginia have one place or more that is independent of any county organization and constitutes primary divisions of their States. These places are treated as counties and as places.
7. Each consolidated city.³ Consolidated cities are consolidated governments which consist of separately incorporated municipalities.
8. Each municipality of 2,500 inhabitants or more incorporated as a city, borough, village, or town.^{2 3}

For the economic census, boroughs and census areas in Alaska and boroughs in New York are not included in this category.
9. Special economic urban areas (SEUA's), which include townships in Michigan, New Jersey, and Pennsylvania, and towns in New York, Wisconsin, and the six New England States with 10,000 inhabitants or more.²

DOLLAR VALUES

All dollar values presented in this report are expressed in current dollars, i.e., 1992 data are expressed in 1992 dollars and 1987 data in 1987 dollars. Consequently, when making comparisons to prior years, users of the data should consider the inflation that has occurred.

RELIABILITY OF DATA

All data compiled in this report originated from either census questionnaires or administrative records of other Federal agencies and, therefore, are not subject to sampling errors. However, the data are subject to nonsampling

²According to the 1990 Census of Population or subsequent special census.

³Those defined as of January 1, 1992.

errors. Nonsampling errors can be attributed to many sources: inability to identify all cases in the actual universe; definition and classification difficulties; differences in the interpretation of questions; errors in recording or coding the data obtained; and other errors of collection, response, coverage, processing, and estimation for missing or misreported data.

The accuracy of these tabulated data is determined by the joint effects of the various nonsampling errors. No direct measurement of these effects has been obtained except for estimation for missing or misreported data; however, precautionary steps were taken in all phases of the collection, processing, and tabulation of the data in an effort to minimize the effects of nonsampling errors.

The Bureau of the Census obtains on computer tape limited information extracted from administrative records of other Federal agencies. This information is used in conjunction with other information available to the Census Bureau to develop estimates for nonemployers, small employers, and other establishments for which responses were not received in time for publication. For an indication of the extent that data included in these reports were obtained from the administrative records of other Federal agencies and from estimation, rather than reports directly from respondents, see appendix E. Also, see appendix A for a more detailed explanation of census coverage and methodology.

SPECIAL TABULATIONS

Special tabulations of data collected in the 1992 Census of Service Industries may be obtained, depending on availability of time and personnel, on diskette, computer tape, or in tabular form. The data will be in summary form and subject to the same rules prohibiting disclosure of confidential information (including name, address, kind of business, or other data for individual business establishments or companies) as are the regular publications.

Special tabulations are prepared on a cost basis. A request for a cost estimate, as well as exact specifications on the type and format of the data to be provided, should be directed to the Chief, Services Division, Bureau of the Census, Washington, DC 20233.

To discuss a special tabulation before submitting specifications, call 1-800-541-8345.

ABBREVIATIONS AND SYMBOLS

The following abbreviations and symbols are used in this publication:

- * See kind-of-business descriptions for SIC 72 and SIC 7384 in appendix A for treatment of plant outlets.
- Represents zero.
- (D) Withheld to avoid disclosing data for individual companies; data are included in broader kind-of-business totals.

(IC)	Independent city.	Symbol	Employment Size
(NA)	Not available.		
(X)	Not applicable.	AA	0–19
CMSA	Consolidated metropolitan statistical area.	BB	20–99
MA	Metropolitan area.	CC	100–249
MSA	Metropolitan statistical area.	EE	250–499
n.e.c.	Not elsewhere classified.	FF	500–999
PMSA	Primary metropolitan statistical area.	GG	1,000–2,499
pt.	Part.	HH	2,500–4,999
r	Revised.	II	5,000–9,999
SIC	Standard Industrial Classification.	JJ	10,000–24,999

The following symbols are used in this publication to show employment size ranges for employment data that have been withheld to avoid disclosing data for individual companies (employment size range codes are provided for the first time in the 1992 Economic Census):

KK	25,000–49,999
LL	50,000–99,999
MM	100,000 or more

Users' Guide for Locating Statistics in This Report by Table Number

Information shown in tables	Table															
	1a	1b	2a	2b	3a	3b	4	5	6	7a	7b	8a	8b	9	10	
GEOGRAPHIC AREAS																
The State	X	X	X	X	X	X	X								X	X
CMSA's and MSA's in the State										X	X					
PMSA's in the State										X	X					
Area of the State not in any CMSA, PMSA, or MSA												X	X			
Counties in the State							X		X							X
Places in the State							X	X						X		
DATA ITEMS																
Establishments	X	X			X	X	X	X	X	X	X	X	X	X		X
Receipts	X				X	X	X	X	X	X	X	X	X	X		X
Revenue		X									X		X			
Expenses						X										
Annual payroll	X	X			X	X	X	X	X	X	X	X	X	X		
First-quarter payroll	X	X					X	X	X	X	X	X	X			
Paid employees for pay period including March 12, 1992	X	X			X	X	X	X	X	X	X	X	X			
1987 to 1992 comparative statistics					X	X										
Receipts per establishment			X													
Revenue per establishment				X												
Expenses per establishment				X												
Receipts per employee			X													
Revenue per employee				X												
Expenses per employee				X												
Annual payroll per employee			X	X												
Employees per establishment			X	X												
Counties ranked by volume of receipts																X
Places ranked by volume of receipts														X		

Users' Guide for Locating Statistics in the 1992 Census of Service Industries Reports

Report and geographic area	Information shown in reports by kind of business or industry category										
	Number of establishments	Receipts/Revenue (\$1,000)	Payroll (\$1,000)	Number of employees	Selected ratios	Receipts/revenue lines	Receipts size and employment size of establishments and firms	Concentration ratios of largest firms	Single units and multi-units	Legal form of organization	Selected topics
GEOGRAPHIC AREA SERIES											
United States	X	X	X	X	X						
State	X	X	X	X	X						
CMSA, PMSA, MSA	X	X	X	X							
County	X	X	X	X							
Place	X	X	X	X							
NONEMPLOYER STATISTICS SERIES											
United States	X	X									
State	X	X									
CMSA, PMSA, MSA	X	X									
County	X	X									
Place	X	X									
ESTABLISHMENT AND FIRM SIZE (INCLUDING LEGAL FORM OF ORGANIZATION)											
United States	X	X	X	X			X	X	X	X	
CAPITAL EXPENDITURES, DEPRECIABLE ASSETS, AND OPERATING EXPENSES											
United States		X	X								X
RECEIPTS/REVENUE LINES											
United States	X	X				X					
State	X	X				X					
CMSA, PMSA, MSA	X	X				X					
HOTELS, MOTELS, AND OTHER LODGING PLACES											
United States	X	X	X	X		X					X
State	X	X	X	X		X					X
CMSA, PMSA, MSA	X	X				X					X

Report and geographic area	Information shown in reports by kind of business or industry category										
	Number of establishments	Receipts/Revenue (\$1,000)	Payroll (\$1,000)	Number of employees	Selected ratios	Receipts/revenue lines	Receipts size and employment size of establishments and firms	Concentration ratios of largest firms	Single units and multi-units	Legal form of organization	Selected topics
ZIP CODES											
United States	X	X	X	X							
State	X	X	X	X							
MISCELLANEOUS SUBJECTS											
United States	X	X	X	X							X
State	X	X									X
CMSA, PMSA, MSA	X	X									X

Contents

Tennessee

[Page numbers listed here omit the prefix that appears as part of the number of each page]

	Page
Introduction to the Economic Census	III
Census of Service Industries	V
Users' Guide for Locating Statistics in This Report by Table Number	VIII
Users' Guide for Locating Statistics in the 1992 Census of Service Industries Reports ...	IX
Summary of Findings	2

FIGURES

1. Percent Change in Receipts and Annual Payroll for Establishments of Firms Subject to Federal Income Tax: 1987 to 1992	3
2. Annual Payroll per Employee for Establishments of Firms Subject to Federal Income Tax: 1992 and 1987	4
Maps	5

TABLES

1a. Summary Statistics for Firms Subject to Federal Income Tax for the State: 1992 ..	7
1b. Summary Statistics for Firms Exempt From Federal Income Tax for the State: 1992	11
2a. Selected Ratios for Firms Subject to Federal Income Tax for the State: 1992	12
2b. Selected Ratios for Firms Exempt From Federal Income Tax for the State: 1992 ..	15
3a. Comparative Statistics for Firms Subject to Federal Income Tax for the State: 1992 and 1987	15
3b. Comparative Statistics for Firms Exempt From Federal Income Tax for the State: 1992 and 1987	19
4. Summary Statistics for Firms Subject to Federal Income Tax for Counties and for Places With 2,500 Inhabitants or More: 1992	20
5. Summary Statistics for Firms Subject to Federal Income Tax for Places With 350 Establishments or More: 1992	28
6. Summary Statistics for Firms Subject to Federal Income Tax for Counties With 350 Establishments or More: 1992	48
7a. Summary Statistics for Firms Subject to Federal Income Tax for Metropolitan Areas: 1992	76
7b. Summary Statistics for Firms Exempt From Federal Income Tax for Metropolitan Areas: 1992	94
8a. Summary Statistics for Firms Subject to Federal Income Tax for the Area Outside Metropolitan Areas: 1992	97
8b. Summary Statistics for Firms Exempt From Federal Income Tax for the Area Outside Metropolitan Areas: 1992	100
9. Places With 2,500 Inhabitants or More Ranked by Volume of Receipts of Firms Subject to Federal Income Tax: 1992	101
10. Counties Ranked by Volume of Receipts of Firms Subject to Federal Income Tax: 1992	102

APPENDIXES

A. General Explanation	A-1
B. Sample Report Form and Instructions	B-1
C. Kind-of-Business Titles and Reporting-Form Numbers	C-1
D. Metropolitan Areas	D-1
E. Percent of Receipts/Revenue Based on Administrative Records and Estimation for the State: 1992	E-1
F. Geographic Notes	F-1
G. Establishments in Business Any Time During Year and Establishments in Business at End of Year for the State: 1992 and 1987	G-1

Publication Program

Inside back cover

Summary of Findings

FIRMS SUBJECT TO FEDERAL INCOME TAX

Data from the 1992 Census of Service Industries show that Tennessee's 31,953 service industries establishments of firms with payroll that were subject to Federal income tax had receipts totaling \$20.4 billion. The 1992 data represent an increase of 69.9 percent in receipts for the State since 1987.

For establishments with payroll in 1992, receipts of offices and clinics of medical doctors totaled \$2.9 billion, compared with \$1.8 billion in 1987. Other leading service kinds of business in 1992 were hospitals with \$1.2 billion in receipts, hotels and motels with \$1.1 billion, and engineering services with \$1.0 billion.

There were 362,436 paid employees (full- and part-time) working in service industries in the State as of mid-March 1992, compared with 282,908 employees in 1987. Large employers included help supply services with 44,024 employees, offices and clinics of doctors of medicine with 28,677 employees, and hotels and motels with 25,885 employees.

ORGANIZATIONS EXEMPT FROM FEDERAL INCOME TAX

Data for the census show that Tennessee's 3,544 service industries establishments of firms and other organizations with payroll that were exempt from Federal income tax had revenue totaling \$7.5 billion and expenses of \$7.0 billion in 1992. The 1992 data represent an increase of 73.9 percent in expenses since 1987.

For establishments with payroll in 1992, revenue of hospitals totaled \$5.6 billion, compared with \$3.3 billion in 1987. Other leading classifications in 1992 were individual and family social services with revenue of \$177.9 million, and civic, social, and fraternal associations with \$172.1 million.

There were 138,814 paid employees (full- and part-time) as of mid-March 1992, compared with 109,623 employees in 1987. Hospitals had 92,596 employees; individual and family social services, 5,887 employees; and nursing and personal care facilities, 5,812 employees.

Figure 1. **Percent Change in Receipts and Annual Payroll for Establishments of Firms Subject to Federal Income Tax: 1987 to 1992**

(Includes only establishments with payroll. For meaning of abbreviations and symbols, see introductory text)

Receipts 
Payroll 

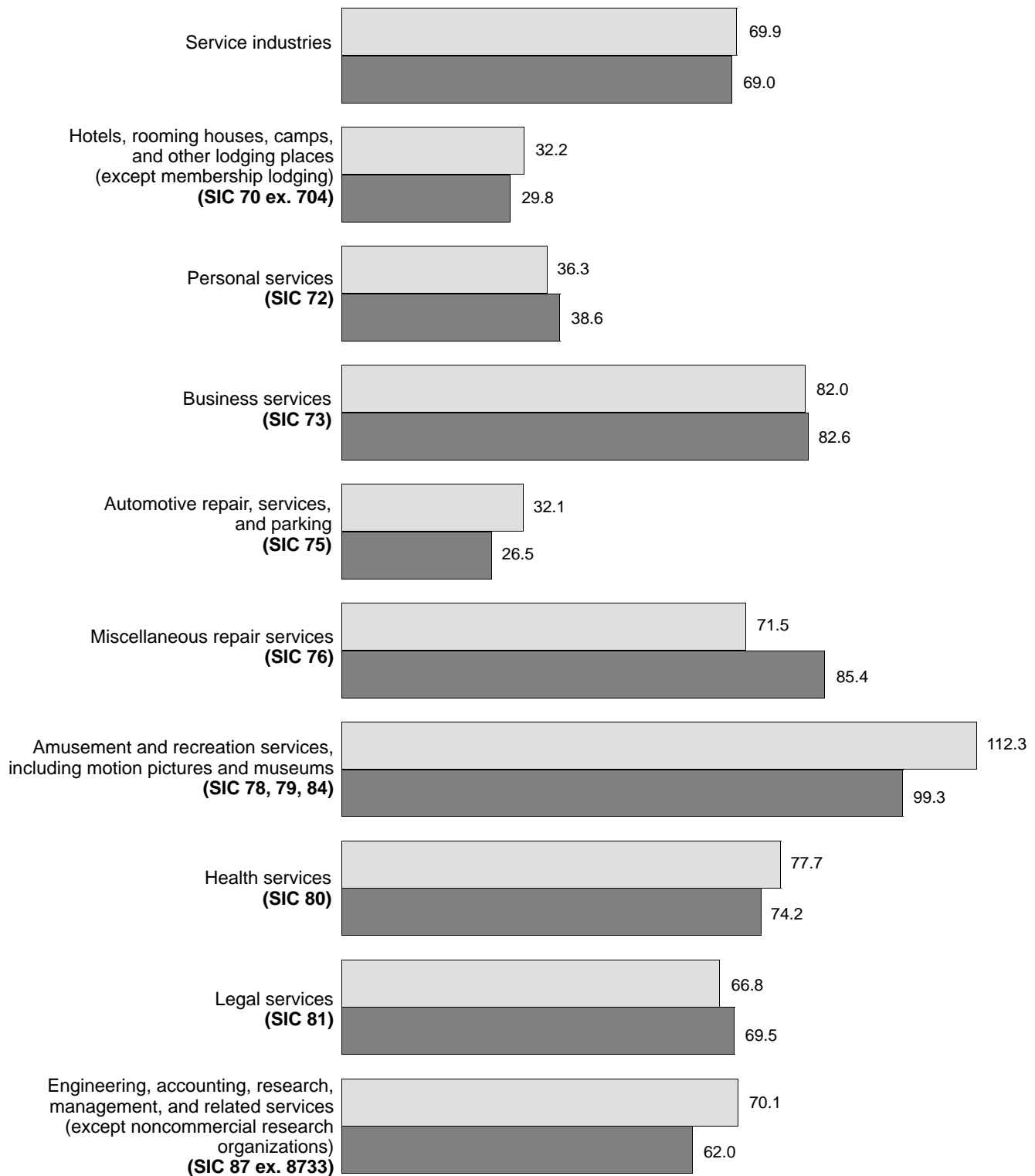




Figure 2. **Annual Payroll per Employee for Establishments of Firms Subject to Federal Income Tax: 1992 and 1987**

(In dollars. For meaning of abbreviations and symbols, see introductory text)

1992 
1987 

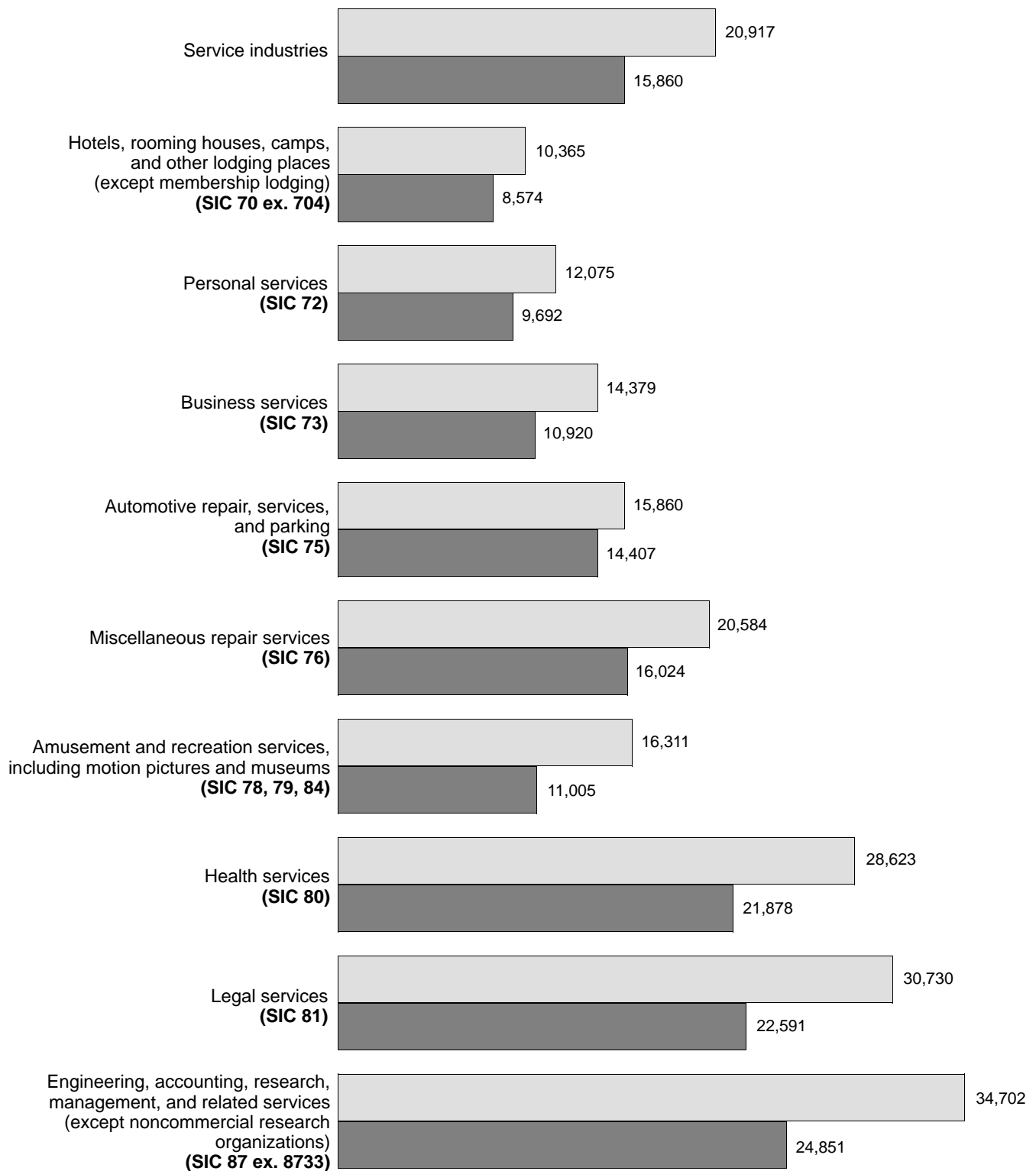




Table 1a. Summary Statistics for Firms Subject to Federal Income Tax for the State: 1992

[Includes only establishments with payroll. For meaning of abbreviations and symbols, see introductory text. For explanation of terms and comparability of 1987 and 1992 censuses, see appendix A]

SIC code	Kind of business or operation	Establishments (number)	Receipts (\$1,000)	Annual payroll (\$1,000)	First-quarter payroll (\$1,000)	Paid employees for pay period including March 12 (number)
	Total	31 953	20 409 744	7 581 117	1 670 597	362 436
70 ex. 704	Hotels, rooming houses, camps, and other lodging places (except membership lodging)	1 078	1 076 368	273 553	60 581	26 392
	Hotels and motels	979	1 051 574	268 078	59 695	25 885
7011	Hotels	333	722 953	193 598	44 717	18 042
7011 pt.	Hotels, 25 guestrooms or more	289	717 472	192 303	44 405	17 859
7011 pt.	Hotels, less than 25 guestrooms	44	5 481	1 295	312	183
7011 pt.	Motels, motor hotels, and tourist courts	646	328 621	74 480	14 978	7 843
7011 pt.	Motels, tourist courts	598	291 309	66 730	13 407	6 999
7011 pt.	Motor hotels	48	37 312	7 750	1 571	844
702, 3	Other lodging places	99	24 794	5 475	886	507
702	Rooming and boarding houses	24	2 809	697	172	164
703	Camps and recreational vehicle parks	75	21 985	4 778	714	343
7032	Sporting and recreational camps	26	8 219	2 135	307	146
7033	Recreational vehicle parks and campsites	49	13 766	2 643	407	197
72	Personal services	3 649	881 831	314 579	73 707	26 053
721	Laundry, cleaning, and garment services	1 074	375 390	141 036	31 775	11 166
7211	Power laundries, family and commercial*	55	64 089	25 912	5 757	1 720
7213	Linen supply*	22	44 976	16 160	3 847	1 025
7215	Coin-operated laundries and drycleaning	246	31 789	7 991	1 821	855
7215 pt.	Coin-operated laundries and drycleaning stores	234	26 865	7 018	1 571	790
7215 pt.	Coin-operated laundry routes	12	4 924	973	250	65
7216	Drycleaning plants, except rug cleaning*	436	110 116	44 339	10 100	4 275
7217	Carpet and upholstery cleaning	151	26 775	8 892	1 938	1 020
7218	Industrial laundries*	32	78 604	31 032	6 660	1 525
7212, 9	Other laundry, cleaning, and garment services*	132	19 041	6 710	1 652	746
7212	Garment pressing, and agents for laundries and drycleaners	52	8 193	2 875	690	267
7219	Laundry and garment services, n.e.c.*	80	10 848	3 835	962	479
722	Photographic studios, portrait	287	80 034	27 859	5 938	1 765
723, 4	Beauty and barber shops	1 416	170 393	76 042	18 120	6 411
723	Beauty shops	1 349	163 457	73 237	17 461	6 209
724	Barber shops	67	6 936	2 805	659	202
725	Shoe repair shops and shoeshine parlors	61	4 654	1 021	256	115
726	Funeral service and crematories	332	170 243	43 438	9 808	2 365
729	Miscellaneous personal services	479	81 117	25 183	7 810	4 231
7291	Tax return preparation services	155	26 193	10 534	4 565	2 642
7299	Miscellaneous personal services, n.e.c.	324	54 924	14 649	3 245	1 589
7299 pt.	Massage parlors, tanning salons, and saunas	109	6 758	1 853	341	290
7299 pt.	Other personal services	215	48 166	12 796	2 904	1 299
7299 pt.	Diet and weight reducing services	64	22 663	6 064	1 501	587
7299 pt.	Formal wear rental	51	8 953	2 083	478	220
7299 pt.	Other personal services, n.e.c.	100	16 550	4 649	925	492
73	Business services	4 997	3 656 541	1 481 239	343 786	103 017
731	Advertising	344	283 087	91 218	21 816	3 298
7311	Advertising agencies	239	161 448	62 309	14 728	1 841
7312	Outdoor advertising services	38	49 847	8 245	2 065	339
7313	Radio, television, publishers' advertising representatives	27	38 015	14 012	3 660	504
7313 pt.	Radio, television advertising representatives	10	(D)	(D)	(D)	BB
7313 pt.	Publishers' advertising representatives	17	(D)	(D)	(D)	EE
7319	Advertising, n.e.c.	40	33 777	6 652	1 363	614
732	Consumer credit reporting agencies, mercantile reporting agencies, and adjustment and collection agencies	187	137 750	51 934	12 044	2 396
7322	Adjustment and collection services	145	103 711	43 876	10 107	1 970
7323	Credit reporting services	42	34 039	8 058	1 937	426
733	Mailing, reproduction, commercial art and photography, and stenographic services	397	197 551	56 258	11 409	2 403
7331	Direct mail advertising services	47	58 690	17 224	2 849	515
7331 pt.	Mailing list compilers, brokers, and managers	9	2 821	492	126	16
7331 pt.	Direct mail advertising services, except mailing list services	38	55 869	16 732	2 723	499
7334	Photocopying and duplicating services	67	49 958	13 380	2 849	766
7334 pt.	Blueprinting and photocopying services	62	46 926	12 348	2 585	721
7334 pt.	Duplicating services, except printing and photocopying	5	3 032	1 032	264	45
7335, 6	Commercial photography, art, and graphics	201	72 661	18 825	4 064	798
7335	Commercial photography	49	16 147	3 588	790	181
7336	Commercial art and graphic design	152	56 514	15 240	3 274	617
7336 pt.	Commercial art	29	8 994	3 631	694	133
7336 pt.	Graphic arts and related design	123	47 520	11 609	2 380	484
7338	Secretarial and court reporting services	82	16 242	6 826	1 647	324
734	Services to dwellings and other buildings	1 072	320 334	144 044	32 821	14 308
7342	Disinfecting and pest control services	260	95 535	37 235	8 008	1 960
7349	Building cleaning and maintenance services, n.e.c.	812	224 799	106 809	24 813	12 348
735	Miscellaneous equipment rental and leasing	552	339 339	81 800	19 479	4 011
7352	Medical equipment rental and leasing	102	66 969	16 604	3 695	747
7353	Heavy construction equipment rental and leasing	47	29 485	7 266	1 780	276
7353 pt.	Rental and leasing of heavy construction equipment without operators	29	19 854	4 450	1 014	149
7353 pt.	Rental and leasing of heavy construction equipment with operators	18	9 631	2 816	766	127
7359	Equipment rental and leasing, n.e.c.	403	242 885	57 930	14 004	2 988
7359 pt.	Equipment rental	344	203 346	48 678	11 089	2 284
7359 pt.	Rent-to-own	145	67 138	13 815	3 226	706
7359 pt.	Equipment rental, except rent-to-own	199	136 208	34 863	7 863	1 578
7359 pt.	Equipment leasing, except finance leasing	59	39 539	9 252	2 915	704

Table 1a. Summary Statistics for Firms Subject to Federal Income Tax for the State: 1992—Con.

[Includes only establishments with payroll. For meaning of abbreviations and symbols, see introductory text. For explanation of terms and comparability of 1987 and 1992 censuses, see appendix A]

SIC code	Kind of business or operation	Establishments (number)	Receipts (\$1,000)	Annual payroll (\$1,000)	First-quarter payroll (\$1,000)	Paid employees for pay period including March 12 (number)
73	Business services—Con.					
736	Personnel supply services -----	545	698 525	497 234	113 756	46 815
7361	Employment agencies -----	185	74 302	44 533	9 475	2 791
7363	Help supply services -----	360	624 223	452 701	104 281	44 024
7363 pt.	Temporary help supply -----	288	467 031	333 218	75 208	36 348
7363 pt.	Help supply, except temporary -----	72	157 192	119 483	29 073	7 676
7363 pt.	Employee leasing -----	45	107 800	90 856	22 544	6 473
7363 pt.	Other help supply services -----	27	49 392	28 627	6 529	1 203
737	Computer programming, data processing, and other computer related services -----	678	749 298	257 839	62 029	7 958
7371, 2, 3	Computer programming, prepackaged software, and integrated systems -----	371	393 711	158 884	37 818	4 383
7371	Computer programming services -----	237	211 548	100 694	23 751	2 824
7372	Prepackaged software -----	70	69 364	25 572	5 930	654
7373	Computer integrated systems -----	64	112 799	32 618	8 137	905
7374, 5, 6	Data processing services -----	117	224 219	61 326	14 956	2 184
7374, 5	Computer processing, information retrieval -----	107	202 821	52 089	12 936	1 909
7374	Computer processing and data preparation and processing services -----	92	170 341	43 405	10 831	1 588
7375	Information retrieval services -----	15	32 480	8 684	2 105	321
7376	Computer facilities management services -----	10	21 398	9 237	2 020	275
7377, 8, 9	Computer rental and leasing, maintenance, and related services, n.e.c. -----	190	131 368	37 629	9 255	1 391
7377	Computer rental and leasing -----	10	10 432	1 118	257	35
7378	Computer maintenance and repair -----	96	82 111	20 808	5 654	865
7379	Computer related services, n.e.c. -----	84	38 825	15 703	3 344	491
7379 pt.	Computer consultants -----	67	29 916	12 461	2 858	411
7379 pt.	Miscellaneous computer services, n.e.c. -----	17	8 909	3 242	486	80
738	Miscellaneous business services -----	1 222	930 657	300 912	70 432	21 828
7381, 2	Detective agencies and protective services -----	292	196 988	112 009	26 930	9 884
7381	Detective, guard, and armored car services -----	225	138 187	91 648	21 874	8 926
7381 pt.	Detective agencies and guard services -----	210	(D)	(D)	(D)	II
7381 pt.	Armored car services -----	15	(D)	(D)	(D)	EE
7382	Security systems services -----	67	58 801	20 361	5 056	958
7383	News syndicates -----	13	7 851	2 697	667	124
7384	Photofinishing laboratories* -----	117	110 767	29 522	6 376	1 993
7384 pt.	Photofinishing laboratories, except "one-hour" (mini) labs* -----	66	100 525	26 847	5 697	1 782
7384 pt.	One-hour (mini) photofinishing* -----	51	10 242	2 675	679	211
7389	Business services, n.e.c. -----	800	615 051	156 684	36 459	9 827
7389 pt.	Sign painting shops -----	48	10 662	2 923	651	191
7389 pt.	Interior designing -----	72	22 113	3 934	851	212
7389 pt.	Telephone answering services -----	42	38 429	11 568	3 039	922
7389 pt.	Other business services -----	638	543 847	138 259	31 918	8 502
7389 pt.	Water softening and conditioning services -----	11	(D)	(D)	(D)	BB
7389 pt.	Packaging and labeling services -----	39	29 589	10 653	2 260	842
7389 pt.	Trading stamp services -----	5	(D)	(D)	(D)	AA
7389 pt.	Miscellaneous business services -----	583	505 175	125 006	29 064	7 573
7389 pt.	Convention and trade show services -----	39	28 049	7 958	1 602	549
7389 pt.	Private mail centers -----	29	8 337	2 386	576	192
7389 pt.	Miscellaneous business services, n.e.c. -----	515	468 789	114 662	26 886	6 832
75	Automotive repair, services, and parking -----	3 244	1 178 859	238 456	55 879	15 035
751	Automotive rental and leasing, without drivers -----	252	448 799	57 014	13 556	2 862
7513	Truck rental and leasing, without drivers -----	143	272 477	31 471	7 583	1 450
7513 pt.	Truck rental, without drivers -----	80	189 541	19 138	4 638	934
7513 pt.	Truck leasing, except finance leasing -----	63	82 936	12 333	2 945	516
7514, 5	Passenger car rental and leasing -----	101	174 339	25 181	5 882	1 383
7514	Passenger car rental -----	85	148 175	22 804	5 248	1 298
7515	Passenger car leasing -----	16	26 164	2 377	634	85
7519	Utility trailer and recreational vehicle rental -----	8	1 983	362	91	29
752	Automobile parking -----	326	60 992	7 760	1 780	963
7521 pt.	Parking lots -----	264	35 464	5 453	1 206	674
7521 pt.	Parking structures -----	62	25 528	2 307	574	289
753	Automotive repair shops -----	2 258	579 511	148 185	34 544	8 414
7532	Top, body, and upholstery repair shops and paint shops -----	634	194 691	52 562	12 256	2 831
7532 pt.	Top and body repair shops -----	568	179 761	48 587	11 373	2 561
7532 pt.	Paint shops -----	66	14 930	3 975	883	270
7538	General automotive repair shops -----	1 048	232 018	54 870	12 930	3 388
7538 pt.	General automotive repair shops, except diesel -----	924	184 311	43 926	10 337	2 807
7538 pt.	Diesel repair shops -----	124	47 707	10 944	2 593	581
7533, 4, 6, 7, 9	Other automotive repair shops -----	576	152 802	40 753	9 358	2 195
7533	Automotive exhaust system repair shops -----	125	26 726	6 388	1 443	353
7534	Tire retreading and repair shops -----	39	17 358	4 019	904	218
7536	Automotive glass replacement shops -----	82	30 228	7 542	1 767	371
7537	Automotive transmission repair shops -----	124	28 644	8 619	2 046	479
7539	Automotive repair shops, n.e.c. -----	206	49 846	14 185	3 198	774
7539 pt.	Radiator repair -----	48	6 971	1 618	386	140
7539 pt.	Brake, front end, and wheel alignment -----	95	26 398	7 651	1 696	374
7539 pt.	Automotive electrical and fuel system services -----	44	11 913	3 218	739	182
7539 pt.	Carburetor repair shops -----	12	3 412	951	214	56
7539 pt.	Automotive electrical repair shops -----	32	8 501	2 267	525	126
7539 pt.	Other automotive repair shops, n.e.c. -----	19	4 564	1 698	377	78
754	Automotive services, except repair -----	408	89 557	25 497	5 999	2 796
7542	Carwashes -----	229	44 220	13 823	3 214	1 747
7549	Automotive services, except repair and carwashes -----	179	45 337	11 674	2 785	1 049
7549 pt.	Lubrication shops -----	93	24 013	6 394	1 539	645
7549 pt.	Other automotive services -----	86	21 324	5 280	1 246	404
7549 pt.	Towing services -----	72	17 769	4 601	1 082	325
7549 pt.	Other automotive services, n.e.c. -----	14	3 555	679	164	79

Table 1a. Summary Statistics for Firms Subject to Federal Income Tax for the State: 1992—Con.

[Includes only establishments with payroll. For meaning of abbreviations and symbols, see introductory text. For explanation of terms and comparability of 1987 and 1992 censuses, see appendix A]

SIC code	Kind of business or operation	Establishments (number)	Receipts (\$1,000)	Annual payroll (\$1,000)	First-quarter payroll (\$1,000)	Paid employees for pay period including March 12 (number)
76	Miscellaneous repair services	1 287	514 008	161 725	36 740	7 857
762	Electrical repair shops	433	197 441	65 956	15 428	3 291
7622	Radio and television repair shops	146	42 883	12 797	3 088	657
7623, 9	Other electrical and electronic repair shops	287	154 558	53 159	12 340	2 634
7623	Refrigeration and air-conditioning service and repair shops	82	30 527	7 557	1 771	359
7629	Electrical and electronic repair shops, n.e.c.	205	124 031	45 602	10 569	2 275
763	Watch, clock, and jewelry repair	22	2 452	516	104	41
764	Reupholstery and furniture repair	115	14 544	4 616	1 005	368
769	Miscellaneous repair and related services	717	299 571	90 637	20 203	4 157
7692	Welding repair	74	16 083	4 777	997	262
7694	Armature rewinding shops	51	42 322	13 666	3 167	532
7699	Repair shops and related services, n.e.c.	592	241 166	72 194	16 039	3 363
7699 pt.	Farm machinery and equipment repair	20	2 402	412	94	44
7699 pt.	Lawnmower and other small gasoline engine repair	72	10 250	2 067	454	147
7699 pt.	Sewer and septic tank cleaning services	35	11 682	3 748	896	204
7699 pt.	Other repair and related services, n.e.c.	465	216 832	65 967	14 595	2 968
78, 79, 84	Amusement and recreation services, including motion pictures and museums	2 281	1 433 958	335 371	58 387	20 561
781, 2	Motion picture production, distribution, and services	136	305 949	39 121	8 144	1 438
7812 pt.	Motion picture production, except for television	47	(D)	(D)	(D)	CC
7812 pt.	Motion picture and tape production for television	36	26 630	8 256	1 775	273
7819	Services allied to motion picture production	31	46 607	9 731	2 473	579
7822 pt.	Motion picture film and tape distributors	13	(D)	(D)	(D)	EE
7822 pt.	Motion picture film exchanges	4	(D)	(D)	(D)	BB
7822 pt.	Video tape wholesalers	9	(D)	(D)	(D)	EE
7822 pt.	Film and tape distribution for television	7	2 264	513	133	25
7829	Services allied to motion picture distribution	2	(D)	(D)	(D)	AA
783	Motion picture theaters	121	69 732	9 552	2 315	1 424
7832	Motion picture theaters, except drive-in	110	67 386	9 130	2 221	1 371
7833	Drive-in motion picture theaters	11	2 346	422	94	53
784	Video tape rental	509	88 320	16 905	4 110	2 580
792	Theatrical producers (except motion picture), bands, orchestras, and entertainers	388	472 441	119 158	15 963	2 734
7922	Theatrical producers (except motion picture) and miscellaneous theatrical services	123	76 556	31 840	4 672	707
7922 pt.	Producers of live theatrical productions	12	2 680	588	100	42
7922 pt.	Producers of radio and television shows, except tape producers	4	(D)	(D)	(D)	BB
7922 pt.	Artists' and entertainers' managers or agents, concert bureaus, booking agents	83	54 678	26 589	3 505	433
7922 pt.	Other theatrical services	24	(D)	(D)	(D)	CC
7929	Bands, orchestras, actors, and other entertainers and entertainment groups	265	395 885	87 318	11 291	2 027
7929 pt.	Dance groups and artists	-	-	-	-	-
7929 pt.	Symphony orchestras, opera companies, and chamber music organizations	-	-	-	-	-
7929 pt.	Other music and entertainment presentations	265	395 885	87 318	11 291	2 027
7929 pt.	Other music groups and artists	214	260 369	75 316	9 144	1 494
7929 pt.	Other entertainers and entertainment groups	51	135 516	12 002	2 147	533
793	Bowling centers	69	28 968	8 572	2 114	949
79 ex. 792, 3, 84	Commercial sports and other amusement and recreation services, including museums	1 058	468 548	142 063	25 741	11 436
794	Commercial sports	55	29 201	8 390	1 232	358
7941	Professional sports clubs, managers, promoters	16	9 862	2 563	385	110
7941 pt.	Baseball clubs	3	(D)	(D)	(D)	BB
7941 pt.	Football clubs	-	-	-	-	-
7941 pt.	Other professional sports clubs	2	(D)	(D)	(D)	BB
7941 pt.	Managers and promoters	11	3 699	926	149	49
7948	Racing, including track operation	39	19 339	5 827	847	248
7948 pt.	Auto racetrack operation	20	13 279	3 859	355	193
7948 pt.	Horse racetrack operation	-	-	-	-	-
7948 pt.	Dog racetrack operation	-	-	-	-	-
7948 pt.	Racing stables and racing, n.e.c.	19	6 060	1 968	492	55
79 ex. 792, 3, 4, 84	Other amusement and recreation services, including museums	1 003	439 347	133 673	24 509	11 078
791	Dance studios, schools, and halls	80	10 464	3 055	676	356
7991	Physical fitness facilities	158	44 610	13 069	3 067	1 595
7991 pt.	Physical fitness centers, except gymnasiums and athletic clubs	142	41 177	11 843	2 795	1 434
7991 pt.	Gymnasiums and athletic clubs	16	3 433	1 226	272	161
7992	Public golf courses	56	34 092	10 224	1 882	541
7993	Coin-operated amusement devices	162	44 466	10 712	2 339	643
7996	Amusement parks	30	102 892	41 713	6 237	3 346
7997	Membership sports and recreation clubs	140	76 949	24 898	4 995	1 830
7999, 84	Amusement and recreation services, including museums, n.e.c.	377	125 874	30 002	5 313	2 767
7999 pt.	Concession operators of amusement devices and rides	20	3 074	520	76	54
7999 pt.	Carnivals, circuses, and fairs	7	(D)	(D)	(D)	CC
7999 pt.	Carnivals and circuses	4	(D)	(D)	(D)	CC
7999 pt.	Fairs	3	(D)	(D)	(D)	BB
7999 pt., 84	Other recreation and amusements, including museums	350	(D)	(D)	(D)	HH
84	Museums, art galleries, and botanical and zoological gardens	13	5 646	1 008	190	73
841	Museums and art galleries	13	5 646	1 008	190	73
842	Arboreta and botanical or zoological gardens	-	-	-	-	-
7999 pt.	Roller skating rinks	34	5 158	1 518	357	215
7999 pt.	Ice skating rinks	1	(D)	(D)	(D)	BB
7999 pt.	Other amusement and recreation services, n.e.c.	302	97 233	24 690	4 376	2 212

Table 1a. Summary Statistics for Firms Subject to Federal Income Tax for the State: 1992—Con.

[Includes only establishments with payroll. For meaning of abbreviations and symbols, see introductory text. For explanation of terms and comparability of 1987 and 1992 censuses, see appendix A]

SIC code	Kind of business or operation	Establishments (number)	Receipts (\$1,000)	Annual payroll (\$1,000)	First-quarter payroll (\$1,000)	Paid employees for pay period including March 12 (number)
80	Health services	8 226	6 749 159	2 870 982	606 821	100 303
801	Offices and clinics of doctors of medicine	3 840	2 927 905	1 508 449	291 639	28 677
8011 pt.	Offices of doctors of medicine	3 747	2 793 826	1 461 149	280 939	27 128
8011 pt.	General medical clinics	93	134 079	47 300	10 700	1 549
802	Offices and clinics of dentists	1 984	572 138	189 445	41 346	9 013
8021 pt.	Offices of dentists	1 984	572 138	189 445	41 346	9 013
8021 pt.	Dental clinics	—	—	—	—	—
803	Offices and clinics of doctors of osteopathy	52	22 588	8 962	1 893	296
8031 pt.	Offices of osteopathic physicians	49	22 004	8 710	1 829	279
8031 pt.	Osteopathic clinics	3	584	252	64	17
804	Offices and clinics of other health practitioners	1 140	296 287	94 329	21 034	4 429
8041	Offices and clinics of chiropractors	356	74 113	19 705	4 219	1 065
8042	Offices and clinics of optometrists	364	101 398	22 892	5 028	1 379
8043	Offices and clinics of podiatrists	90	23 034	7 343	1 772	316
8049	Offices and clinics of health practitioners, n.e.c.	330	97 742	44 389	10 015	1 669
805	Nursing and personal care facilities	266	617 050	256 972	60 974	22 131
8051	Skilled nursing care facilities	163	426 188	176 727	41 754	14 658
8052	Intermediate care facilities	85	176 049	75 282	17 930	7 084
8059	Nursing and personal care facilities, n.e.c.	18	14 813	4 963	1 290	389
806	Hospitals	64	1 176 450	387 565	97 852	17 187
8062	General medical and surgical hospitals	48	1 005 997	325 505	82 123	14 445
8063, 9	Specialty hospitals	16	170 453	62 060	15 729	2 742
8063	Psychiatric hospitals	10	(D)	(D)	(D)	GG
8069	Specialty hospitals, except psychiatric	6	(D)	(D)	(D)	FF
807, 8, 9	Other health services	880	1 136 741	425 260	92 083	18 570
807	Medical and dental laboratories	285	343 744	117 205	25 931	4 013
8071	Medical laboratories	130	306 430	102 923	22 621	3 298
8072	Dental laboratories	155	37 314	14 282	3 310	715
808	Home health care services	335	514 425	216 786	46 077	10 860
809	Miscellaneous health and allied services, n.e.c.	260	278 572	91 269	20 075	3 697
8092	Kidney dialysis centers	25	97 775	29 474	5 751	1 074
8093	Specialty outpatient facilities, n.e.c.	144	107 649	43 834	10 250	1 890
8099	Health and allied services, n.e.c.	91	73 148	17 961	4 074	733
81	Legal services	2 272	1 010 309	326 319	72 236	10 619
823, 4, 9	Selected educational services	202	72 608	29 315	6 267	1 619
823	Libraries	—	—	—	—	—
824	Vocational schools	64	35 129	14 890	3 407	760
8243	Data processing schools	16	5 604	2 118	461	92
8244	Business and secretarial schools	18	9 737	3 678	890	230
8249	Vocational schools, n.e.c.	30	19 788	9 094	2 056	438
829	Schools and educational services, n.e.c.	138	37 479	14 425	2 860	859
83	Social services	1 076	199 585	81 478	18 665	8 691
835	Child day care services	775	102 097	45 776	10 458	6 016
832, 3, 6, 9	Other social services	301	97 488	35 702	8 207	2 675
832	Individual and family social services	94	20 091	7 570	1 706	601
833	Job training and vocational rehabilitation services	24	11 281	4 999	1 155	286
836	Residential care	157	56 157	19 701	4 373	1 621
839	Social services, n.e.c.	26	9 959	3 432	973	167
87 ex. 8733	Engineering, accounting, research, management, and related services (except noncommercial research organizations)	3 490	3 539 712	1 429 638	329 515	41 198
871	Engineering, architectural, and surveying services	1 059	1 253 103	498 608	116 102	13 558
8711	Engineering services	599	1 021 918	422 026	99 696	10 940
8712	Architectural services	262	201 474	63 592	13 763	1 906
8713	Surveying services	198	29 711	12 990	2 643	712
872	Accounting, auditing, and bookkeeping services	1 216	408 763	161 391	38 331	6 663
873 ex. 8733	Research, development, and testing services (except noncommercial research organizations)	168	1 015 505	389 573	94 014	10 397
8731	Commercial physical and biological research	50	(D)	(D)	(D)	II
8731 pt.	Commercial physical research	29	(D)	(D)	(D)	II
8731 pt.	Commercial medical and biological research	21	(D)	(D)	(D)	CC
8732	Commercial economic, sociological, and educational research	53	(D)	(D)	(D)	FF
8734	Testing laboratories	65	(D)	(D)	(D)	GG
874	Management and public relations services	1 047	862 341	380 066	81 068	10 580
8741	Management services	365	505 855	229 925	51 208	6 061
8742	Management consulting services	424	227 094	94 850	17 612	2 218
8743	Public relations services	63	27 494	10 097	2 109	295
8744	Facilities support management services	30	65 907	32 200	7 637	1 485
8748	Business consulting services, n.e.c.	165	35 991	12 994	2 502	521
89	Services, n.e.c.	151	96 806	38 462	8 013	1 091
8999 pt.	Scientific and related consulting services, except environmental	32	16 447	6 613	1 421	205
8999 pt.	Other services	119	80 359	31 849	6 592	886
8999 pt.	Environmental consulting	64	71 877	29 180	6 130	775
8999 pt.	Authors, composers, and other arts-related services	29	4 315	1 066	192	53
8999 pt.	Other services, n.e.c.	26	4 167	1 603	270	58

Table 1b. Summary Statistics for Firms Exempt From Federal Income Tax for the State: 1992

[Includes only establishments with payroll. For meaning of abbreviations and symbols, see introductory text. For explanation of terms and comparability of 1987 and 1992 censuses, see appendix A]

SIC code	Kind of business or operation	Establishments (number)	Revenue (\$1,000)	Annual payroll (\$1,000)	First-quarter payroll (\$1,000)	Paid employees for pay period including March 12 (number)
	Total	3 544	7 549 283	3 028 240	723 249	138 814
7032, 704	Camps and membership lodging	32	4 195	1 055	236	71
7032	Sporting and recreational camps	17	(D)	(D)	(D)	BB
704	Organization hotels and lodging houses, on membership basis	15	(D)	(D)	(D)	BB
792, 7991 pt., 7997, 7999 pt., 84	Selected amusement, recreation, and related services	212	205 826	69 906	15 762	4 658
792	Theatrical producers (except motion picture), bands, orchestras, and entertainers	40	47 075	15 413	4 014	1 218
7922	Theatrical producers (except motion picture) and miscellaneous theatrical services	22	32 635	8 322	2 075	737
7922 pt.	Producers of live theatrical productions	16	8 417	2 763	677	426
7922 pt.	Producers of radio and television shows, except tape	2	(D)	(D)	(D)	CC
7922 pt.	Artists' and entertainers' managers or agents, concert bureaus, booking agents	1	(D)	(D)	(D)	AA
7922 pt.	Other theatrical services	3	(D)	(D)	(D)	CC
7929	Bands, orchestras, actors, and other entertainers and entertainment groups	18	14 440	7 091	1 939	481
7929 pt.	Dance groups and artists	4	2 638	1 137	272	73
7929 pt.	Symphony orchestras, opera companies, and chamber music organizations	10	11 594	5 875	1 651	398
7929 pt.	Other music groups and artists	3	(D)	(D)	(D)	AA
7929 pt.	Other entertainers and entertainment groups	1	(D)	(D)	(D)	AA
7991 pt., 7997	Gymnasiums, athletic clubs, and membership sports and recreation clubs	112	100 505	36 987	7 866	2 293
7991 pt.	Gymnasiums and athletic clubs	1	(D)	(D)	(D)	BB
7997	Membership sports and recreation clubs	111	(D)	(D)	(D)	GG
7999 pt.	Fairs	8	8 998	1 915	371	115
84	Museums, art galleries, and botanical and zoological gardens	52	49 248	15 591	3 511	1 032
841	Museums and art galleries	44	28 516	9 539	2 281	711
842	Arboreta and botanical or zoological gardens	8	20 732	6 052	1 230	321
8011 pt.; 8021 pt.; 805, 6, 8, 9	Selected health services	439	6 058 061	2 543 390	606 528	105 281
8011 pt., 8021 pt.	Clinics of doctors of medicine and dentists	31	21 304	11 654	2 807	420
8011 pt.	General medical clinics	31	21 304	11 654	2 807	420
8021 pt.	Dental clinics	-	-	-	-	-
805	Nursing and personal care facilities	67	152 648	67 240	16 026	5 812
8051	Skilled nursing care facilities	27	98 543	43 983	10 021	3 684
8052	Intermediate care facilities	32	38 405	18 513	4 884	1 636
8059	Nursing and personal care facilities, n.e.c.	8	15 700	4 744	1 121	492
806	Hospitals	111	5 594 181	2 328 776	556 877	92 596
8062	General medical and surgical hospitals	97	5 185 221	2 129 066	507 759	84 446
8062 pt.	General medical and surgical hospitals, nongovernment	59	3 611 755	1 428 514	335 039	56 603
8062 pt.	General medical and surgical hospitals, government	38	1 573 466	700 552	172 720	27 843
8063, 9	Specialty hospitals	14	408 960	199 710	49 118	8 150
8063	Psychiatric hospitals	9	120 690	84 047	21 061	3 605
8063 pt.	Psychiatric hospitals, nongovernment	3	(D)	(D)	(D)	EE
8063 pt.	Psychiatric hospitals, government	6	(D)	(D)	(D)	HH
8069	Specialty hospitals, except psychiatric	5	288 270	115 663	28 057	4 545
8069 pt.	Specialty hospitals, except psychiatric; nongovernment	4	(D)	(D)	(D)	HH
8069 pt.	Specialty hospitals, except psychiatric; government	1	(D)	(D)	(D)	FF
808, 9	Other health services	230	289 928	135 720	30 818	6 453
808	Home health care services	39	78 301	37 178	6 949	1 997
809	Miscellaneous health and allied services, n.e.c.	191	211 627	98 542	23 869	4 456
8092	Kidney dialysis centers	22	(D)	(D)	(D)	EE
8093	Specialty outpatient facilities, n.e.c.	144	116 002	58 661	13 828	2 978
8099	Health and allied services, n.e.c.	25	(D)	(D)	(D)	GG
8111 pt.	Legal aid societies and similar legal services	19	9 026	5 196	1 252	208
823, 4, 9	Selected educational services	90	21 714	10 712	2 628	698
823	Libraries	20	1 441	772	191	75
824	Vocational schools	17	2 961	1 417	362	126
8243	Data processing schools	-	-	-	-	-
8244	Business and secretarial schools	-	-	-	-	-
8249	Vocational schools, n.e.c.	17	2 961	1 417	362	126
829	Schools and educational services, n.e.c.	53	17 312	8 523	2 075	497
83	Social services	1 428	718 659	217 688	53 027	18 059
835	Child day care services	279	46 743	26 557	6 637	3 063
832, 3, 6, 9	Other social services	1 149	671 916	191 131	46 390	14 996
832	Individual and family social services	508	177 909	73 041	15 578	5 887
833	Job training and vocational rehabilitation services	74	42 248	20 793	5 005	2 311
836	Residential care	288	131 605	50 574	12 198	3 973
839	Social services, n.e.c.	279	320 154	46 723	11 609	2 825
861, 2, 4, 9	Selected membership organizations	1 258	434 898	151 029	36 890	8 901
861	Business associations	252	152 005	67 276	16 695	2 148
864	Civic, social, and fraternal associations	678	172 103	51 525	12 598	5 052
862, 9	Other membership organizations	328	110 790	32 228	7 597	1 701
862	Professional membership organizations	98	44 334	13 816	3 408	506
869	Membership organizations, n.e.c.	230	66 456	18 412	4 189	1 195

Table 1b. Summary Statistics for Firms Exempt From Federal Income Tax for the State: 1992—Con.

[Includes only establishments with payroll. For meaning of abbreviations and symbols, see introductory text. For explanation of terms and comparability of 1987 and 1992 censuses, see appendix A]

SIC code	Kind of business or operation	Establishments (number)	Revenue (\$1,000)	Annual payroll (\$1,000)	First-quarter payroll (\$1,000)	Paid employees for pay period including March 12 (number)
873, 4 ex. 8744	Research, testing, and consulting services, except facilities support management services	66	96 904	29 264	6 926	938
873	Research, development, and testing services	38	64 987	18 144	4 251	561
8731	Commercial physical and biological research	8	(D)	(D)	(D)	EE
8732	Commercial economic, sociological, and educational research	5	(D)	(D)	(D)	BB
8733	Noncommercial research organizations	21	13 113	5 656	1 159	159
8734	Testing laboratories	4	(D)	(D)	(D)	AA
874 ex. 8744	Management and public relations services, except facilities support management services	28	31 917	11 120	2 675	377
8741	Management services	8	(D)	(D)	(D)	CC
8742	Management consulting services	6	6 044	2 456	551	99
8743	Public relations services	1	(D)	(D)	(D)	AA
8748	Business consulting services, n.e.c.	13	(D)	(D)	(D)	BB

Table 2a. Selected Ratios for Firms Subject to Federal Income Tax for the State: 1992

[Includes only establishments with payroll. For meaning of abbreviations and symbols, see introductory text. For explanation of terms and comparability of 1987 and 1992 censuses, see appendix A]

SIC code	Kind of business or operation	Receipts		Annual payroll per employee ¹ (dollars)	Employees per establishment ¹ (number)
		Per establishment (dollars)	Per employee ¹ (dollars)		
	Total	638 743	56 313	20 917	11
70 ex. 704	Hotels, rooming houses, camps, and other lodging places (except membership lodging)	998 486	40 784	10 365	24
7011	Hotels and motels	1 074 131	40 625	10 356	26
7011 pt.	Hotels	2 171 030	40 071	10 730	54
7011 pt.	Hotels, 25 guestrooms or more	2 482 602	40 174	10 768	62
7011 pt.	Hotels, less than 25 guestrooms	124 568	29 951	7 077	4
7011 pt.	Motels, motor hotels, and tourist courts	508 701	41 900	9 496	12
7011 pt.	Motels, tourist courts	487 139	41 622	9 534	12
7011 pt.	Motor hotels	777 333	44 209	9 182	18
702, 3	Other lodging places	250 444	48 903	10 799	5
702	Rooming and boarding houses	117 042	17 128	4 250	7
703	Camps and recreational vehicle parks	293 133	64 096	13 930	5
72	Personal services	241 664	33 848	12 075	7
721	Laundry, cleaning, and garment services	349 525	33 619	12 631	10
7211	Power laundries, family and commercial*	1 165 255	37 261	15 065	31
7213	Linen supply*	2 044 364	43 879	15 766	47
7215	Coin-operated laundries and drycleaning	129 224	37 180	9 346	3
7216	Drycleaning plants, except rug cleaning*	252 560	25 758	10 372	10
7217	Carpet and upholstery cleaning	177 318	26 250	8 718	7
7218	Industrial laundries*	2 456 375	51 544	20 349	48
7212, 9	Other laundry, cleaning, and garment services*	144 250	25 524	8 995	6
7212	Garment pressing, and agents for laundries and drycleaners	157 558	30 685	10 768	5
7219	Laundry and garment services, n.e.c.*	135 600	22 647	8 006	6
722	Photographic studios, portrait	278 864	45 345	15 784	6
723, 4	Beauty and barber shops	120 334	26 578	11 861	5
723	Beauty shops	121 169	26 326	11 795	5
724	Barber shops	103 522	34 337	13 886	3
725	Shoe repair shops and shoeshine parlors	76 295	40 470	8 878	2
726	Funeral service and crematories	512 780	71 984	18 367	7
729	Miscellaneous personal services	169 347	19 172	5 952	9
7291	Tax return preparation services	168 987	9 914	3 987	17
7299	Miscellaneous personal services, n.e.c.	169 519	34 565	9 219	5
73	Business services	731 747	35 495	14 379	21
731	Advertising	822 927	85 836	27 659	10
7311	Advertising agencies	675 515	87 696	33 845	8
7312	Outdoor advertising services	1 311 763	147 041	24 322	9
7313	Radio, television, publishers' advertising representatives	1 407 963	75 427	27 802	19
7319	Advertising, n.e.c.	844 425	55 011	10 834	15
732	Consumer credit reporting agencies, mercantile reporting agencies, and adjustment and collection agencies	736 631	57 492	21 675	13
7322	Adjustment and collection services	715 248	52 645	22 272	14
7323	Credit reporting services	810 452	79 904	18 915	10
733	Mailing, reproduction, commercial art and photography, and stenographic services	497 610	82 210	23 412	6
7331	Direct mail advertising services	1 248 723	113 961	33 445	11
7334	Photocopying and duplicating services	745 642	65 219	17 467	11
7335, 6	Commercial photography, art, and graphics	361 498	91 054	23 594	4
7335	Commercial photography	329 531	89 210	19 823	4
7336	Commercial art and graphic design	371 803	91 595	24 700	4
7338	Secretarial and court reporting services	198 073	50 130	21 068	4
734	Services to dwellings and other buildings	298 819	22 388	10 067	13
7342	Disinfecting and pest control services	367 442	48 742	18 997	8
7349	Building cleaning and maintenance services, n.e.c.	276 846	18 205	8 650	15

See footnotes at end of table.

Table 2a. **Selected Ratios for Firms Subject to Federal Income Tax for the State: 1992** — Con.

[Includes only establishments with payroll. For meaning of abbreviations and symbols, see introductory text. For explanation of terms and comparability of 1987 and 1992 censuses, see appendix A]

SIC code	Kind of business or operation	Receipts		Annual payroll per employee ¹ (dollars)	Employees per establishment ¹ (number)
		Per establishment (dollars)	Per employee ¹ (dollars)		
73	Business services—Con.				
735	Miscellaneous equipment rental and leasing -----	614 745	84 602	20 394	7
7352	Medical equipment rental and leasing -----	656 559	89 651	22 228	7
7353	Heavy construction equipment rental and leasing -----	627 340	106 830	26 326	6
7359	Equipment rental and leasing, n.e.c. -----	602 692	81 287	19 388	7
736	Personnel supply services -----	1 281 697	14 921	10 621	86
7361	Employment agencies -----	401 632	26 622	15 956	15
7363	Help supply services -----	1 733 953	14 179	10 283	122
7363 pt.	Temporary help supply -----	1 621 635	12 849	9 167	126
7363 pt.	Help supply, except temporary -----	2 183 222	20 478	15 566	107
737	Computer programming, data processing, and other computer related services -----	1 105 159	94 157	32 400	12
7371, 2, 3	Computer programming, prepackaged software, and integrated systems -----	1 061 216	89 827	36 250	12
7371	Computer programming services -----	892 608	74 911	35 657	12
7372	Prepackaged software -----	990 914	106 061	39 101	9
7373	Computer integrated systems -----	1 762 484	124 640	36 042	14
7374, 5, 6	Data processing services -----	1 916 402	102 664	28 080	19
7374, 5	Computer processing, information retrieval -----	1 895 523	106 245	27 286	18
7376	Computer facilities management services -----	2 139 800	77 811	33 589	28
7377, 8, 9	Computer rental and leasing, maintenance, and related services, n.e.c. -----	691 411	94 441	27 052	7
7377	Computer rental and leasing -----	1 043 200	298 057	31 943	4
7378	Computer maintenance and repair -----	855 323	94 926	24 055	9
7379	Computer related services, n.e.c. -----	462 202	79 073	31 982	6
738	Miscellaneous business services -----	761 585	42 636	13 786	18
7381, 2	Detective agencies and protective services -----	674 616	19 930	11 332	34
7381	Detective, guard, and armored car services -----	614 164	15 481	10 268	40
7382	Security systems services -----	877 627	61 379	21 254	14
7383	News syndicates -----	603 923	63 315	21 750	10
7384	Photofinishing laboratories* -----	946 726	55 578	14 813	17
7389	Business services, n.e.c. -----	768 814	62 588	15 944	12
7389 pt.	Sign painting shops -----	222 125	55 822	15 304	4
7389 pt.	Interior designing -----	307 125	104 307	18 557	3
7389 pt.	Telephone answering services -----	914 976	41 680	12 547	22
7389 pt.	Other business services -----	852 425	63 967	16 262	13
75	Automotive repair, services, and parking -----	363 397	78 408	15 860	5
751	Automotive rental and leasing, without drivers -----	1 780 948	156 813	19 921	11
7513	Truck rental and leasing, without drivers -----	1 905 434	187 915	21 704	10
7514, 5	Passenger car rental and leasing -----	1 726 129	126 059	18 208	14
7514	Passenger car rental -----	1 743 235	114 156	17 569	15
7515	Passenger car leasing -----	1 635 250	307 812	27 965	5
7519	Utility trailer and recreational vehicle rental -----	247 875	68 379	12 483	4
752	Automobile parking -----	187 092	63 335	8 058	3
753	Automotive repair shops -----	256 648	68 875	17 612	4
7532	Top, body, and upholstery repair shops and paint shops -----	307 084	68 771	18 567	4
7532 pt.	Top and body repair shops -----	316 481	70 192	18 972	5
7532 pt.	Paint shops -----	226 212	55 296	14 722	4
7538	General automotive repair shops -----	221 391	68 482	16 195	3
7538 pt.	General automotive repair shops, except diesel -----	199 471	65 661	15 649	3
7538 pt.	Diesel repair shops -----	384 734	82 112	18 836	5
7533, 4, 6, 7, 9	Other automotive repair shops -----	265 281	69 614	18 566	4
7533	Automotive exhaust system repair shops -----	213 808	75 711	18 096	3
7534	Tire retreading and repair shops -----	445 077	79 624	18 436	6
7536	Automotive glass replacement shops -----	368 634	81 477	20 329	5
7537	Automotive transmission repair shops -----	231 000	59 800	17 994	4
7539	Automotive repair shops, n.e.c. -----	241 971	64 401	18 327	4
7539 pt.	Radiator repair -----	145 229	49 793	11 557	3
7539 pt.	Brake, front end, and wheel alignment -----	277 874	70 583	20 457	4
7539 pt.	Automotive electrical and fuel system services -----	270 750	65 456	17 681	4
7539 pt.	Other automotive repair shops, n.e.c. -----	240 211	58 513	21 769	4
754	Automotive services, except repair -----	219 502	32 030	9 119	7
7542	Carwashes -----	193 100	25 312	7 912	8
7549	Automotive services, except repair and carwashes -----	253 279	43 219	11 129	6
76	Miscellaneous repair services -----	399 385	65 420	20 584	6
762	Electrical repair shops -----	455 984	59 994	20 041	8
7622	Radio and television repair shops -----	293 719	65 271	19 478	5
7623, 9	Other electrical and electronic repair shops -----	538 530	58 678	20 182	9
7623	Refrigeration and air-conditioning service and repair shops -----	372 280	85 033	21 050	4
7629	Electrical and electronic repair shops, n.e.c. -----	605 029	54 519	20 045	11
763	Watch, clock, and jewelry repair -----	111 455	59 805	12 585	2
764	Reupholstery and furniture repair -----	126 470	39 522	12 543	3
769	Miscellaneous repair and related services -----	417 812	72 064	21 803	6
7692	Welding repair -----	217 338	61 385	18 233	4
7694	Armature rewinding shops -----	829 843	79 553	25 688	10
7699	Repair shops and related services, n.e.c. -----	407 375	71 712	21 467	6
78, 79, 84	Amusement and recreation services, including motion pictures and museums -----	628 653	69 742	16 311	9
781, 2	Motion picture production, distribution, and services -----	2 249 625	212 760	27 205	11
783	Motion picture theaters -----	576 298	48 969	6 708	12
7832	Motion picture theaters, except drive-in -----	612 600	49 151	6 659	12
7833	Drive-in motion picture theaters -----	213 273	44 264	7 962	5
784	Video tape rental -----	173 517	34 233	6 552	5

See footnotes at end of table.

SERVICE INDUSTRIES—GEOGRAPHIC AREA SERIES

TENNESSEE TN-13

Table 2a. **Selected Ratios for Firms Subject to Federal Income Tax for the State: 1992** — Con.

[Includes only establishments with payroll. For meaning of abbreviations and symbols, see introductory text. For explanation of terms and comparability of 1987 and 1992 censuses, see appendix A]

SIC code	Kind of business or operation	Receipts		Annual payroll per employee ¹ (dollars)	Employees per establishment ¹ (number)
		Per establishment (dollars)	Per employee ¹ (dollars)		
78, 79, 84	Amusement and recreation services, including motion pictures and museums—Con.				
792	Theatrical producers (except motion picture), bands, orchestras, and entertainers -----	1 217 631	172 802	43 584	7
7922	Theatrical producers (except motion picture) and miscellaneous theatrical services -----	622 407	108 283	45 035	6
7929	Bands, orchestras, actors, and other entertainers and entertainment groups -----	1 493 906	195 306	43 077	8
793	Bowling centers -----	419 826	30 525	9 033	14
79 ex. 792, 3, 4; 84	Commercial sports and other amusement and recreation services, including museums -----	442 862	40 971	12 422	11
794	Commercial sports -----	530 927	81 567	23 436	7
7941	Professional sports clubs, managers, promoters -----	616 375	89 655	23 300	7
7948	Racing, including track operation -----	495 872	77 980	23 496	6
79 ex. 792, 3, 4; 84	Other amusement and recreation services, including museums -----	438 033	39 659	12 067	11
791	Dance studios, schools, and halls -----	130 800	29 393	8 581	4
7991	Physical fitness facilities -----	282 342	27 969	8 194	10
7992	Public golf courses -----	608 786	63 017	18 898	10
7993	Coin-operated amusement devices -----	274 481	69 154	16 659	4
7996	Amusement parks -----	3 429 733	30 751	12 467	112
7997	Membership sports and recreation clubs -----	549 636	42 049	13 605	13
7999, 84	Amusement and recreation services, including museums, n.e.c. -----	333 883	45 491	10 843	7
7999 pt.	Concession operators of amusement devices and rides -----	153 700	56 926	9 630	3
7999 pt.	Carnivals, circuses, and fairs -----	(D)	(D)	(D)	(D)
7999 pt., 84	Other recreation and amusements, including museums -----	(D)	(D)	(D)	(D)
80	Health services -----	820 467	67 288	28 623	12
801	Offices and clinics of doctors of medicine -----	762 475	102 099	52 601	7
8011 pt.	Offices of doctors of medicine -----	745 617	102 987	53 861	7
8011 pt.	General medical clinics -----	1 441 710	86 558	30 536	17
802	Offices and clinics of dentists -----	288 376	63 479	21 019	5
803	Offices and clinics of doctors of osteopathy -----	434 385	76 311	30 277	6
804	Offices and clinics of other health practitioners -----	259 901	66 897	21 298	4
8041	Offices and clinics of chiropractors -----	208 183	69 590	18 502	3
8042	Offices and clinics of optometrists -----	278 566	73 530	16 600	4
8043	Offices and clinics of podiatrists -----	255 933	72 892	23 237	4
8049	Offices and clinics of health practitioners, n.e.c. -----	296 188	58 563	26 596	5
805	Nursing and personal care facilities -----	2 319 737	27 882	11 611	83
8051	Skilled nursing care facilities -----	2 614 650	29 075	12 057	90
8052	Intermediate care facilities -----	2 071 165	24 852	10 627	83
8059	Nursing and personal care facilities, n.e.c. -----	822 944	38 080	12 758	22
806	Hospitals -----	18 382 031	68 450	22 550	269
8062	General medical and surgical hospitals -----	20 958 271	69 643	22 534	301
8063, 9	Specialty hospitals -----	10 653 313	62 164	22 633	171
807, 8, 9	Other health services -----	1 291 751	61 214	22 900	21
807	Medical and dental laboratories -----	1 206 119	85 658	29 206	14
8071	Medical laboratories -----	2 357 154	92 914	31 208	25
8072	Dental laboratories -----	240 735	52 187	19 975	5
808	Home health care services -----	1 535 597	47 369	19 962	32
809	Miscellaneous health and allied services, n.e.c. -----	1 071 431	75 351	24 687	14
8092	Kidney dialysis centers -----	3 911 000	91 038	27 443	43
8093	Specialty outpatient facilities, n.e.c. -----	747 563	56 957	23 193	13
8099	Health and allied services, n.e.c. -----	803 824	99 793	24 503	8
81	Legal services -----	444 678	95 142	30 730	5
823, 4, 9	Selected educational services -----	359 446	44 847	18 107	8
823	Libraries -----	—	—	—	—
824	Vocational schools -----	548 891	46 222	19 592	12
829	Schools and educational services, n.e.c. -----	271 587	43 631	16 793	6
83	Social services -----	185 488	22 965	9 375	8
835	Child day care services -----	131 738	16 971	7 609	8
832, 3, 6, 9	Other social services -----	323 880	36 444	13 347	9
87 ex. 8733	Engineering, accounting, research, management, and related services (except noncommercial research organizations) -----	1 014 244	85 920	34 702	12
871	Engineering, architectural, and surveying services -----	1 183 289	92 425	36 776	13
8711	Engineering services -----	1 706 040	93 411	38 576	18
8712	Architectural services -----	768 985	105 705	33 364	7
8713	Surveying services -----	150 056	41 729	18 244	4
872	Accounting, auditing, and bookkeeping services -----	336 154	61 348	24 222	5
873 ex. 8733	Research, development, and testing services (except noncommercial research organizations) -----	6 044 673	97 673	37 470	62
8731	Commercial physical and biological research -----	(D)	(D)	(D)	(D)
8732	Commercial economic, sociological, and educational research -----	(D)	(D)	(D)	(D)
8734	Testing laboratories -----	(D)	(D)	(D)	(D)
874	Management and public relations services -----	823 630	81 507	35 923	10
8741	Management services -----	1 385 904	83 461	37 935	17
8742	Management consulting services -----	535 599	102 387	42 764	5
8743	Public relations services -----	436 413	93 200	34 227	5
8744	Facilities support management services -----	2 196 900	44 382	21 684	50
8748	Business consulting services, n.e.c. -----	218 127	69 081	24 940	3
89	Services, n.e.c. -----	641 099	88 731	35 254	7

¹Based on number of employees for pay period including March 12.

Table 2b. Selected Ratios for Firms Exempt From Federal Income Tax for the State: 1992

[Includes only establishments with payroll. For meaning of abbreviations and symbols, see introductory text. For explanation of terms and comparability of 1987 and 1992 censuses, see appendix A]

SIC code	Kind of business or operation	Revenue		Expenses		Annual payroll per employee ¹ (dollars)	Employees per establishment ¹ (number)
		Per establishment (dollars)	Per employee ¹ (dollars)	Per establishment (dollars)	Per employee ¹ (dollars)		
	Total	2 130 159	54 384	1 985 501	50 691	21 815	39
7032, 704	Camps and membership lodging	131 094	59 085	128 406	57 873	14 859	2
792, 7991 pt., 7997, 7999 pt., 84	Selected amusement, recreation, and related services	970 877	44 188	941 726	42 861	15 008	22
8011 pt.; 8021 pt.; 805, 6, 8, 9	Selected health services	13 799 683	57 542	13 190 804	55 003	24 158	240
8011 pt., 8021 pt. 805	Clinics of doctors of medicine and dentists	687 226	50 724	620 323	45 786	27 748	14
	Nursing and personal care facilities	2 278 328	26 264	2 208 627	25 461	11 569	87
806	Hospitals	50 398 027	60 415	48 147 784	57 717	25 150	834
8062	General medical and surgical hospitals	53 455 887	61 403	51 130 588	58 732	25 212	871
8063, 9	Specialty hospitals	29 211 429	50 179	27 481 214	47 207	24 504	582
808, 9	Other health services	1 260 557	44 929	1 213 700	43 259	21 032	28
8111 pt.	Legal aid societies and similar legal services	475 053	43 394	468 421	42 788	24 981	11
823, 4, 9	Selected educational services	241 267	31 109	234 911	30 289	15 347	8
83	Social services	503 263	39 795	361 262	28 566	12 054	13
835	Child day care services	167 538	15 261	161 746	14 733	8 670	11
832, 3, 6, 9	Other social services	584 783	44 806	409 708	31 392	12 745	13
832	Individual and family social services	350 215	30 221	323 366	27 904	12 407	12
833	Job training and vocational rehabilitation services	570 919	18 281	577 054	18 478	8 997	31
836	Residential care	456 962	33 125	396 788	28 763	12 729	14
839	Social services, n.e.c.	1 147 505	113 329	535 871	52 923	16 539	10
861, 2, 4, 9	Selected membership organizations	345 706	48 859	318 580	45 026	16 968	7
861	Business associations	603 194	70 766	574 488	67 398	31 320	9
864	Civic, social, and fraternal associations	253 839	34 066	231 788	31 107	10 199	7
862, 9	Other membership organizations	337 774	65 132	301 375	58 113	18 947	5
873, 4 ex. 8744	Research, testing, and consulting services, except facilities support management services	1 468 242	103 309	1 445 455	101 706	31 198	14
873	Research, development, and testing services	1 710 184	115 841	1 686 368	114 228	32 342	15
874 ex. 8744	Management and public relations services, except facilities support management services	1 139 893	84 660	1 118 500	83 072	29 496	13

¹Based on number of employees for pay period including March 12.

Table 3a. Comparative Statistics for Firms Subject to Federal Income Tax for the State: 1992 and 1987

[Includes only establishments with payroll. For meaning of abbreviations and symbols, see introductory text. For explanation of terms and comparability of 1987 and 1992 censuses, see appendix A]

SIC code	Kind of business or operation	Establishments		Receipts			Annual payroll			Paid employees for pay period including March 12	
		1992 (number)	1987 (number)	1992 (\$1,000)	1987 (\$1,000)	Percent change 1987 to 1992	1992 (\$1,000)	1987 (\$1,000)	Percent change 1987 to 1992	1992 (number)	1987 (number)
	Total	31 953	27 829	20 409 744	12 010 161	69.9	7 581 117	4 486 948	69.0	362 436	282 908
70 ex. 704	Hotels, rooming houses, camps, and other lodging places (except membership lodging)	1 078	993	1 076 368	814 385	32.2	273 553	210 756	29.8	26 392	24 580
7011	Hotels and motels	979	897	1 051 574	789 605	33.2	268 078	206 030	30.1	25 885	24 082
7011 pt.	Hotels	333	294	722 953	484 611	49.2	193 598	133 813	44.7	18 042	15 309
7011 pt.	Hotels, 25 guestrooms or more	289	242	717 472	478 935	49.8	192 303	132 768	44.8	17 859	15 144
7011 pt.	Hotels, less than 25 guestrooms	44	52	5 481	5 676	-3.4	1 295	1 045	23.9	183	165
7011 pt.	Motels, motor hotels, and tourist courts	646	603	328 621	304 994	7.7	74 480	72 217	3.1	7 843	8 773
7011 pt.	Motels, tourist courts	598	539	291 309	250 640	16.2	66 730	57 309	16.4	6 999	7 081
7011 pt.	Motor hotels	48	64	37 312	54 354	-31.4	7 750	14 908	-48.0	844	1 692
702, 3	Other lodging places	99	96	24 794	24 780	.1	5 475	4 726	15.8	507	498
702	Rooming and boarding houses	24	28	2 809	2 918	-3.7	697	812	-14.2	164	111
703	Camps and recreational vehicle parks	75	68	21 985	21 862	.6	4 778	3 914	22.1	343	387

Table 3a. **Comparative Statistics for Firms Subject to Federal Income Tax for the State: 1992 and 1987 — Con.**

[Includes only establishments with payroll. For meaning of abbreviations and symbols, see introductory text. For explanation of terms and comparability of 1987 and 1992 censuses, see appendix A]

SIC code	Kind of business or operation	Establishments		Receipts			Annual payroll			Paid employees for pay period including March 12	
		1992 (number)	1987 (number)	1992 (\$1,000)	1987 (\$1,000)	Percent change 1987 to 1992	1992 (\$1,000)	1987 (\$1,000)	Percent change 1987 to 1992	1992 (number)	1987 (number)
75	Automotive repair, services, and parking ----	3 244	2 718	1 178 859	892 497	32.1	238 456	188 564	26.5	15 035	13 088
751	Automotive rental and leasing, without drivers -----	252	248	448 799	375 820	19.4	57 014	54 974	3.7	2 862	2 863
7513	Truck rental and leasing, without drivers ----	143	133	272 477	245 221	11.1	31 471	36 775	-14.4	1 450	1 755
7514, 5	Passenger car rental and leasing -----	101	98	174 339	124 319	40.2	25 181	16 754	50.3	1 383	1 024
7519	Utility trailer and recreational vehicle rental -----	8	17	1 983	6 280	-68.4	362	1 445	-74.9	29	84
752	Automobile parking -----	326	281	60 992	40 563	50.4	7 760	6 633	17.0	963	759
753	Automotive repair shops -----	2 258	1 936	579 511	425 967	36.0	148 185	112 231	32.0	8 414	7 760
7532	Top, body, and upholstery repair shops and paint shops -----	634	539	194 691	137 067	42.0	52 562	35 518	48.0	2 831	2 364
7532 pt.	Top and body repair shops -----	568	497	179 761	126 870	41.7	48 587	32 316	50.3	2 561	2 122
7532 pt.	Paint shops -----	66	42	14 930	10 197	46.4	3 975	3 202	24.1	270	242
7538	General automotive repair shops -----	1 048	826	232 018	156 714	48.1	54 870	40 768	34.6	3 388	3 070
7538 pt.	General automotive repair shops, except diesel -----	924	744	184 311	129 193	42.7	43 926	32 829	33.8	2 807	2 571
7538 pt.	Diesel repair shops -----	124	82	47 707	27 521	73.3	10 944	7 939	37.9	581	499
7533, 4, 6, 7, 9	Other automotive repair shops -----	576	571	152 802	132 186	15.6	40 753	35 945	13.4	2 195	2 326
7533	Automotive exhaust system repair shops -----	125	98	26 726	18 000	48.5	6 388	4 293	48.8	353	279
7534	Tire retreading and repair shops -----	39	56	17 358	23 706	-26.8	4 019	5 085	-21.0	218	346
7536	Automotive glass replacement shops -----	82	56	30 228	18 308	65.1	7 542	5 511	36.9	371	294
7537	Automotive transmission repair shops -----	124	147	28 644	26 447	8.3	8 619	7 807	10.4	479	558
7539	Automotive repair shops, n.e.c. -----	206	214	49 846	45 725	9.0	14 185	13 249	7.1	774	849
7539 pt.	Radiator repair -----	48	59	6 971	7 999	-12.9	1 618	2 183	-25.9	140	163
7539 pt.	Brake, front end, and wheel alignment -----	95	82	26 398	21 175	24.7	7 651	6 619	15.6	374	397
7539 pt.	Automotive electrical and fuel system services -----	44	50	11 913	9 876	20.6	3 218	2 687	19.8	182	176
7539 pt.	Other automotive repair shops, n.e.c. ----	19	23	4 564	6 675	-31.6	1 698	1 760	-3.5	78	113
754	Automotive services, except repair -----	408	253	89 557	50 147	78.6	25 497	14 726	73.1	2 796	1 706
7542	Carwashes -----	229	163	44 220	29 647	49.2	13 823	8 707	58.8	1 747	1 212
7549	Automotive services, except repair and carwashes -----	179	90	45 337	20 500	121.2	11 674	6 019	94.0	1 049	494
76	Miscellaneous repair services -----	1 287	1 176	514 008	299 711	71.5	161 725	87 235	85.4	7 857	5 444
762	Electrical repair shops -----	433	394	197 441	97 804	101.9	65 956	28 399	132.2	3 291	1 711
7622	Radio and television repair shops -----	146	167	42 883	32 514	31.9	12 797	9 353	36.8	657	656
7623, 9	Other electrical and electronic repair shops -----	287	227	154 558	65 290	136.7	53 159	19 046	179.1	2 634	1 055
7623	Refrigeration and air-conditioning service and repair shops -----	82	69	30 527	21 871	39.6	7 557	5 244	44.1	359	288
7629	Electrical and electronic repair shops, n.e.c. -----	205	158	124 031	43 419	185.7	45 602	13 802	230.4	2 275	767
763	Watch, clock, and jewelry repair -----	22	20	2 452	2 159	13.6	516	466	10.7	41	50
764	Reupholstery and furniture repair -----	115	136	14 544	16 687	-12.8	4 616	5 048	-8.6	368	487
769	Miscellaneous repair and related services -----	717	626	299 571	183 061	63.6	90 637	53 322	70.0	4 157	3 196
7692	Welding repair -----	74	79	16 083	(D)	(D)	4 777	(D)	(D)	262	EE
7694	Armature rewinding shops -----	51	58	42 322	(D)	(D)	13 666	(D)	(D)	532	FF
7699	Repair shops and related services, n.e.c. ---	592	489	241 166	(D)	(D)	72 194	(D)	(D)	3 363	GG
78, 79, 84	Amusement and recreation services, including motion pictures and museums ---	2 281	1 905	1 433 958	675 592	112.3	335 371	168 298	99.3	20 561	15 293
781, 2	Motion picture production, distribution, and services -----	136	85	305 949	58 239	425.3	39 121	16 376	138.9	1 438	684
783	Motion picture theaters -----	121	121	69 732	45 519	53.2	9 552	6 900	38.4	1 424	1 149
7832	Motion picture theaters, except drive-in ----	110	102	67 386	42 482	58.6	9 130	6 144	48.6	1 371	1 036
7833	Drive-in motion picture theaters -----	11	19	2 346	3 037	-22.8	422	756	-44.2	53	113
784	Video tape rental -----	509	380	88 320	45 852	92.6	16 905	10 207	65.6	2 580	1 594
792	Theatrical producers (except motion picture), bands, orchestras, and entertainers -----	388	255	472 441	149 215	216.6	119 158	36 306	228.2	2 734	1 592
7922	Theatrical producers (except motion picture) and miscellaneous theatrical services -----	123	81	76 556	35 292	116.9	31 840	11 376	179.9	707	454
7929	Bands, orchestras, actors, and other entertainers and entertainment groups ----	265	174	395 885	113 923	247.5	87 318	24 930	250.3	2 027	1 138
793	Bowling centers -----	69	69	28 968	22 120	31.0	8 572	6 335	35.3	949	865
79 ex. 792, 3, 84	Commercial sports and other amusement and recreation services, including museums ----	1 058	995	468 548	354 647	32.1	142 063	92 174	54.1	11 436	9 409
794	Commercial sports -----	55	39	29 201	19 725	48.0	8 390	4 266	96.7	358	234
7941	Professional sports clubs, managers, promoters -----	16	14	9 862	8 360	18.0	2 563	2 429	5.5	110	145
7948	Racing, including track operation -----	39	25	19 339	11 365	70.2	5 827	1 837	217.2	248	89
79 ex. 792, 3, 4, 84	Other amusement and recreation services, including museums -----	1 003	956	439 347	334 922	31.2	133 673	87 908	52.1	11 078	9 175
791	Dance studios, schools, and halls -----	80	58	10 464	4 306	143.0	3 055	1 459	109.4	356	280
7991	Physical fitness facilities -----	158	188	44 610	27 730	60.9	13 069	9 215	41.8	1 595	1 162
7992	Public golf courses -----	56	36	34 092	9 414	262.1	10 224	2 430	320.7	541	180
7993	Coin-operated amusement devices -----	162	177	44 466	39 019	14.0	10 712	9 113	17.5	643	784
7996	Amusement parks -----	30	24	102 892	101 712	1.2	41 713	30 592	36.4	3 346	2 562
7997	Membership sports and recreation clubs ----	140	134	76 949	54 163	42.1	24 898	16 036	55.3	1 830	1 425
7999, 84	Amusement and recreation services, including museums, n.e.c. -----	377	339	125 874	98 578	27.7	30 002	19 063	57.4	2 767	2 782

SERVICE INDUSTRIES—GEOGRAPHIC AREA SERIES

Table 3a. Comparative Statistics for Firms Subject to Federal Income Tax for the State: 1992 and 1987 — Con.

[Includes only establishments with payroll. For meaning of abbreviations and symbols, see introductory text. For explanation of terms and comparability of 1987 and 1992 censuses, see appendix A]

SIC code	Kind of business or operation	Establishments		Receipts			Annual payroll			Paid employees for pay period including March 12	
		1992 (number)	1987 (number)	1992 (\$1,000)	1987 (\$1,000)	Percent change 1987 to 1992	1992 (\$1,000)	1987 (\$1,000)	Percent change 1987 to 1992	1992 (number)	1987 (number)
80	Health services -----	8 226	7 399	6 749 159	3 797 943	77.7	2 870 982	1 648 366	74.2	100 303	75 344
801	Offices and clinics of doctors of medicine ---	3 840	3 555	2 927 905	1 762 240	66.1	1 508 449	908 472	66.0	28 677	21 739
8011 pt.	Offices of doctors of medicine -----	3 747	3 478	2 793 826	1 704 648	63.9	1 461 149	879 844	66.1	27 128	20 807
8011 pt.	General medical clinics -----	93	77	134 079	57 592	132.8	47 300	28 628	65.2	1 549	932
802	Offices and clinics of dentists -----	1 984	1 949	572 138	385 724	48.3	189 445	131 008	44.6	9 013	8 067
803	Offices and clinics of doctors of osteopathy --	52	40	22 588	7 189	214.2	8 962	2 784	221.9	296	175
804	Offices and clinics of other health										
	practitioners -----	1 140	853	296 287	142 614	107.8	94 329	40 150	134.9	4 429	2 534
8041	Offices and clinics of chiropractors -----	356	253	74 113	37 462	97.8	19 705	9 952	98.0	1 065	674
8042	Offices and clinics of optometrists -----	364	339	101 398	60 137	68.6	22 892	12 159	88.3	1 379	998
8043	Offices and clinics of podiatrists -----	90	68	23 034	13 504	70.6	7 343	4 096	79.3	316	226
8049	Offices and clinics of health practitioners,										
	n.e.c. -----	330	193	97 742	31 511	210.2	44 389	13 943	218.4	1 669	636
805	Nursing and personal care facilities -----	266	238	617 050	322 335	91.4	256 972	144 472	77.9	22 131	16 584
8051	Skilled nursing care facilities -----	163	170	426 188	256 576	66.1	176 727	116 674	51.5	14 658	13 314
8052	Intermediate care facilities -----	85	44	176 049	52 104	237.9	75 282	21 737	246.3	7 084	2 660
8059	Nursing and personal care facilities, n.e.c. -	18	24	14 813	13 655	8.5	4 963	6 061	-18.1	389	610
806	Hospitals -----	64	66	1 176 450	785 085	49.9	387 565	250 096	55.0	17 187	15 159
807, 8, 9	Other health services -----	880	698	1 136 741	392 756	189.4	425 260	171 384	148.1	18 570	11 086
807	Medical and dental laboratories -----	285	256	343 744	148 848	130.9	117 205	63 773	83.8	4 013	3 013
8071	Medical laboratories -----	130	101	306 430	120 788	153.7	102 923	51 948	98.1	3 298	2 244
8072	Dental laboratories -----	155	155	37 314	28 060	33.0	14 282	11 825	20.8	715	769
808	Home health care services -----	335	222	514 425	114 542	349.1	216 786	55 814	288.4	10 860	5 375
809	Miscellaneous health and allied services,										
	n.e.c. -----	260	220	278 572	129 366	115.3	91 269	51 797	76.2	3 697	2 698
8092	Kidney dialysis centers -----	25	16	97 775	11 121	779.2	29 474	3 221	815.1	1 074	184
8093	Specialty outpatient facilities, n.e.c. -----	144	117	107 649	75 016	43.5	43 834	34 964	25.4	1 890	1 665
8099	Health and allied services, n.e.c. -----	91	87	73 148	43 229	69.2	17 961	13 612	31.9	733	849
81	Legal services -----	2 272	2 018	1 010 309	605 799	66.8	326 319	192 545	69.5	10 619	8 523
823, 4, 9	Selected educational services -----	202	160	72 608	50 311	44.3	29 315	19 106	53.4	1 619	1 250
823	Libraries -----	—	3	—	(D)	(D)	—	(D)	(D)	—	AA
824	Vocational schools -----	64	57	35 129	30 440	15.4	14 890	12 182	22.2	760	673
829	Schools and educational services, n.e.c. -----	138	100	37 479	(D)	(D)	14 425	(D)	(D)	859	FF
83	Social services -----	1 076	769	199 585	106 577	87.3	81 478	42 028	93.9	8 691	5 476
835	Child day care services -----	775	530	102 097	54 582	87.1	45 776	24 265	88.7	6 016	3 827
832, 3, 6, 9	Other social services -----	301	239	97 488	51 995	87.5	35 702	17 763	101.0	2 675	1 649
87 ex. 8733	Engineering, accounting, research, management, and related services (except noncommercial research organizations) ----	3 490	2 878	3 539 712	2 081 243	70.1	1 429 638	882 352	62.0	41 198	35 506
871	Engineering, architectural, and surveying										
	services -----	1 059	947	1 253 103	695 305	80.2	498 608	343 438	45.2	13 558	11 687
8711	Engineering services -----	599	503	1 021 918	502 911	103.2	422 026	268 959	56.9	10 940	8 499
8712	Architectural services -----	262	274	201 474	166 743	20.8	63 592	62 561	1.6	1 906	2 335
8713	Surveying services -----	198	170	29 711	25 651	15.8	12 990	11 918	9.0	712	853
872	Accounting, auditing, and bookkeeping										
	services -----	1 216	1 009	408 763	293 661	39.2	161 391	121 843	32.5	6 663	5 993
873 ex. 8733	Research, development, and testing services										
	(except noncommercial research										
	organizations) -----	168	143	1 015 505	(D)	(D)	389 573	(D)	(D)	10 397	II
8731	Commercial physical and biological										
	research -----	50	34	(D)	(D)	(D)	(D)	(D)	(D)	II	II
8732	Commercial economic, sociological, and										
	educational research -----	53	59	(D)	(D)	(D)	(D)	(D)	(D)	FF	FF
8734	Testing laboratories -----	65	50	(D)	(D)	(D)	(D)	(D)	(D)	FF	FF
874	Management and public relations services ---	1 047	779	862 341	(D)	(D)	380 066	(D)	(D)	10 580	JJ
8741	Management services -----	365	269	505 855	(D)	(D)	229 925	(D)	(D)	6 061	HH
8742	Management consulting services -----	424	353	227 094	(D)	(D)	94 850	(D)	(D)	2 218	GG
8743	Public relations services -----	63	54	27 494	24 727	11.2	10 097	10 792	-6.4	295	329
8744	Facilities support management services ---	30	7	65 907	198 033	-66.7	32 200	101 067	-68.1	1 485	4 028
8748	Business consulting services, n.e.c. -----	165	96	35 991	23 641	52.2	12 994	7 332	77.2	521	446
89	Services, n.e.c. -----	151	267	96 806	29 515	228.0	38 462	9 689	297.0	1 091	716

Table 3b. Comparative Statistics for Firms Exempt From Federal Income Tax for the State: 1992 and 1987

[Includes only establishments with payroll. For meaning of abbreviations and symbols, see introductory text. For explanation of terms and comparability of 1987 and 1992 censuses, see appendix A]

SIC code	Kind of business or operation	Establishments		Expenses			Annual payroll			Paid employees for pay period including March 12	
		1992 (number)	1987 (number)	1992 (\$1,000)	1987 (\$1,000)	Percent change 1987 to 1992	1992 (\$1,000)	1987 (\$1,000)	Percent change 1987 to 1992	1992 (number)	1987 (number)
	Total -----	3 544	3 010	7 036 616	4 045 657	73.9	3 028 240	1 861 500	62.7	138 814	109 623
7032, 704	Camps and membership lodging -----	32	30	4 109	2 324	76.8	1 055	708	49.0	71	93
792, 7991 pt., 7997, 7999 pt., 84	Selected amusement, recreation, and related services -----	212	200	199 646	118 600	68.3	69 906	46 949	48.9	4 658	4 136
792	Theatrical producers (except motion picture), bands, orchestras, and entertainers -----	40	30	46 865	24 289	92.9	15 413	10 480	47.1	1 218	824
7991 pt., 7997	Gymnasiums, athletic clubs, and membership sports and recreation clubs -----	112	116	99 263	73 007	36.0	36 987	28 862	28.2	2 293	2 668
7999 pt. 84	Fairs -----	8	7	8 074	4 988	61.9	1 915	1 426	34.3	115	67
	Museums, art galleries, and botanical and zoological gardens -----	52	47	45 444	16 316	178.5	15 591	6 181	152.2	1 032	577
8011 pt.; 8021 pt.; 805, 6, 8, 9	Selected health services -----	439	392	5 790 763	3 332 900	73.7	2 543 390	1 584 123	60.6	105 281	83 604
8011 pt., 8021 pt.	Clinics of doctors of medicine and dentists -----	31	52	19 230	25 369	-24.2	11 654	12 044	-3.2	420	600
805	Nursing and personal care facilities -----	67	38	147 978	81 499	81.6	67 240	41 198	63.2	5 812	4 438
806	Hospitals -----	111	103	5 344 404	3 087 432	73.1	2 328 776	1 464 542	59.0	92 596	74 463
808, 9	Other health services -----	230	199	279 151	138 600	101.4	135 720	66 339	104.6	6 453	4 103
808	Home health care services -----	39	27	68 500	19 550	250.4	37 178	9 955	273.5	1 997	633
809	Miscellaneous health and allied services, n.e.c. -----	191	172	210 651	119 050	76.9	98 542	56 384	74.8	4 456	3 470
8111 pt.	Legal aid societies and similar legal services -----	19	16	8 900	5 079	75.2	5 196	2 962	75.4	208	146
823, 4, 9	Selected educational services -----	90	50	21 142	9 454	123.6	10 712	3 795	182.3	698	303
83	Social services -----	1 428	1 072	515 882	293 022	76.1	217 688	126 573	72.0	18 059	13 872
835	Child day care services -----	279	222	45 127	27 018	67.0	26 557	16 437	61.6	3 063	2 488
832, 3, 6, 9	Other social services -----	1 149	850	470 755	266 004	77.0	191 131	110 136	73.5	14 996	11 384
861, 2, 4, 9	Selected membership organizations -----	1 258	1 213	400 774	249 492	60.6	151 029	83 231	81.5	8 901	6 960
861	Business associations -----	252	243	144 771	67 631	114.1	67 276	23 224	189.7	2 148	1 166
864	Civic, social, and fraternal associations -----	678	655	157 152	98 831	59.0	51 525	35 930	43.4	5 052	4 183
862, 9	Other membership organizations -----	328	315	98 851	83 030	19.1	32 228	24 077	33.9	1 701	1 611
873, 4 ex. 8744	Research, testing, and consulting services, except facilities support management services -----	66	37	95 400	34 786	174.2	29 264	13 159	122.4	938	509
873	Research, development, and testing services -----	38	32	64 082	32 650	96.3	18 144	12 101	49.9	561	455
8731	Commercial physical and biological research -----	8	7	(D)	(D)	(D)	(D)	(D)	(D)	EE	CC
8732	Commercial economic, sociological, and educational research -----	5	2	(D)	(D)	(D)	(D)	(D)	(D)	BB	AA
8733	Noncommercial research organizations -----	21	18	13 112	20 010	-34.5	5 656	7 974	-29.1	159	262
8734	Testing laboratories -----	4	5	(D)	(D)	(D)	(D)	(D)	(D)	AA	AA
874 ex. 8744	Management and public relations services, except facilities support management services -----	28	5	31 318	2 136	1 366.2	11 120	1 058	951.0	377	54

Places With 2,500 Inhabitants or More: 1992

appendix A. For information on geographic areas followed by ▲, see appendix F]

Selected kind-of-business or operation groups —Con.														
Miscellaneous repair services (SIC 76)		Amusement and recreation services, including motion pictures and museums (SIC 78, 79, 84)		Health services (SIC 80)		Legal services (SIC 81)		Selected educational services (SIC 823, 4, 9)		Social services (SIC 83)		Engineering, accounting, research, management, and related services (except noncommercial research organizations) (SIC 87 ex. 8733)		
Number	Receipts (\$1,000)	Number	Receipts (\$1,000)	Number	Receipts (\$1,000)	Number	Receipts (\$1,000)	Number	Receipts (\$1,000)	Number	Receipts (\$1,000)	Number	Receipts (\$1,000)	
1 287	514 008	2 281	1 433 958	8 226	6 749 159	2 272	1 010 309	202	72 608	1 076	199 585	3 490	3 539 712	1
13	1 894	32	32 946	149	88 266	23	6 273	2	(D)	17	(D)	91	1 003 088	2
3	(D)	5	(D)	18	4 603	11	(D)		7	(D)	12	2 094	3	
5	(D)	16	2 652	110	69 858	10	3 231	2	(D)	8	(D)	75	1 000 273	4
5	(D)	6	(D)	6	1 649	2	(D)					1	(D)	5
5	(D)	5	(D)	15	12 156					2	(D)	3	(D)	6
12	1 664	11	6 221	37	13 421	15	3 273	2	(D)	10	(D)	13	3 515	7
7	967	10	(D)	35	(D)	15	3 273	1	(D)	8	400	12	(D)	8
5	697	1	(D)	2	(D)			1	(D)	2	(D)	1	(D)	9
5	2 995	5	961	15	9 611	5	848			5	216	4	(D)	10
1	(D)	3	(D)	14	(D)	5	848			3	(D)	2	(D)	11
4	(D)	2	(D)	1	(D)					2	(D)	2	(D)	12
1	(D)	1	(D)	9	5 948	4	(D)					4	(D)	13
25	6 337	38	11 642	128	73 065	23	7 697	1	(D)	17	3 633	41	24 846	14
5	(D)	7	923	14	(D)					1		8	2 129	15
12	1 886	22	6 847	105	47 759	23	7 697			7	1 141	25	20 038	16
8	(D)	9	3 872	9	(D)			1	(D)	9	(D)	8	2 679	17
15	3 509	27	5 175	118	95 361	31	7 789	1	(D)	13	(D)	37	12 059	18
10	2 915	22	3 898	115	94 360	31	7 789	1	(D)	10	2 387	35	(D)	19
5	594	5	1 277	3	1 001					3	(D)	2	(D)	20
3	(D)	11	1 843	29	14 536	10	2 676			5	364	9	(D)	21
1	(D)	6	1 419	15	5 080	4	1 670					5	(D)	22
2	(D)	5	424	14	9 456	6	1 006			5	364	4	(D)	23
2	(D)	1	(D)	11	13 231	2	(D)					2	(D)	24
6	1 255	7	908	38	20 354	9	2 033	1	(D)	7	579	12	(D)	25
3	(D)	2	(D)	16	(D)	7	(D)			2	(D)	1	(D)	26
	(D)	2	(D)	18	9 948	2	(D)			1	(D)	6	721	27
3	(D)	3	578	4	(D)			1	(D)	4	308	5	(D)	28
4	1 158	16	2 354	56	45 884	10	1 641	1	(D)	7	(D)	13	3 542	29
1	(D)	10	1 586	49	42 384	10	1 641	1	(D)	7	(D)	12	(D)	30
	(D)	1	(D)	2	(D)								(D)	31
3	(D)	5	(D)	5	(D)							1	(D)	32
2	(D)	11	1 235	5	2 836	8	850			11	(D)	6	397	33
	(D)	1	(D)	2	(D)	4	427			2	(D)			34
2	(D)	10	(D)	3	(D)	4	423			9	(D)	6	397	35
		2	(D)	8	4 010	3	(D)					3	348	36
		2	(D)	8	4 010	3	(D)					3	348	37
														38
5	426	1	(D)	25	17 582	9	1 164			4	355	6	(D)	39
		3	1 888	8	(D)	3	(D)			1	(D)			40
2	(D)	17	4 115	19	11 818	12	1 708			1	(D)	5	(D)	41
1	(D)	14	2 646	19	11 818	12	1 708			1	(D)	4	1 064	42
1	(D)	3	1 469									1	(D)	43
10	(D)	16	(D)	100	91 824	17	(D)	1	(D)	9	(D)	21	(D)	44
2	(D)	3	(D)	32	(D)	8	(D)			3	(D)	6	(D)	45
3	(D)	13	(D)	64	(D)	9	(D)	1	(D)	4	(D)	15	(D)	46
5	224			4	(D)					2	(D)		(D)	47
3	(D)			8	6 604	4	873			2	(D)	4	(D)	48
8	1 012	18	7 999	50	29 455	15	2 194			8	631	15	2 083	49
3	(D)	13	(D)	43	27 730	15	2 194			6	(D)	11	1 885	50
5	(D)	5	(D)	7	1 725					2	(D)	4	198	51
193	107 514	551	691 754	1 311	1 348 087	390	259 812	46	22 448	163	39 436	722	552 192	52
193	107 514	551	691 754	1 311	1 348 087	390	259 812	46	22 448	163	39 436	722	552 192	53
		3	(D)	44	41 973	1	(D)	1	(D)		(D)	15	9 584	54
		20	6 516	29	(D)	7	(D)	1	(D)	1	(D)	5	(D)	55
6	(D)	20	6 516	29	(D)	7	(D)	1	(D)	10	(D)	17	5 639	56
186	105 080	521	683 983	1 234	1 296 030	380	257 904	44	(D)	151	37 557	684	536 571	57
1	(D)	7	(D)	2	(D)	2	(D)			1	(D)	3	(D)	58
3	(D)	2	(D)	15	13 063	6	(D)			2	(D)	7	(D)	59
2	(D)	4	(D)	23	30 728	5	865			9	529	10	(D)	60
1	(D)	4	(D)	18	28 027	5	865			7	(D)	8	(D)	61
1	(D)			5	2 701					2	(D)	2	(D)	62
6	(D)	16	1 670	32	34 563	15	2 813			7	(D)	8	1 326	63
4	512	12	1 299	30	(D)	14	(D)			3	(D)	7	(D)	64
2	(D)	4	371	2	(D)	1	(D)			4	(D)	1	(D)	65
10	2 121	10	1 500	60	30 215	17	5 114			13	1 090	12	2 121	66
7	(D)	8	(D)	57	29 668	17	5 114			10	960	10	(D)	67
		1	(D)	3	547					2	(D)	1	(D)	68
3	(D)	1	(D)							1	(D)	1	(D)	69
3	425	7	732	11	6 032	7	918			2	(D)	6	(D)	70
3	106	2	(D)	18	30 844	7	665			1	(D)	2	(D)	71
6	874	12	1 527	48	18 682	12	3 216			12	890	14	1 440	72
3	(D)	6	835	25	11 853	11	(D)			8	699	8	892	74
3	(D)	6	692	23	6 829	1	(D)			4	191	5	(D)	75
19	5 477	20	2 136	69	42 572	17	4 183	1	(D)	8	(D)	11	1 729	76
6	3 979	6	603	23	13 935	6	(D)			2	(D)	2	(D)	77
2	(D)	6	909	21	11 361	2	(D)	1	(D)	1	(D)	4	453	78
3	230	4	(D)	20	16 213	8	1 395			3	52	2	(D)	79
8	(D)	4	(D)	5	1 063	1	(D)			2	(D)	3	416	80

Places With 2,500 Inhabitants or More: 1992 —Con.

appendix A. For information on geographic areas followed by ▲, see appendix F]

Selected kind-of-business or operation groups —Con.													
Miscellaneous repair services (SIC 76)		Amusement and recreation services, including motion pictures and museums (SIC 78, 79, 84)		Health services (SIC 80)		Legal services (SIC 81)		Selected educational services (SIC 823, 4, 9)		Social services (SIC 83)		Engineering, accounting, research, management, and related services (except noncommercial research organizations) (SIC 87 ex. 8733)	
Number	Receipts (\$1,000)	Number	Receipts (\$1,000)	Number	Receipts (\$1,000)	Number	Receipts (\$1,000)	Number	Receipts (\$1,000)	Number	Receipts (\$1,000)	Number	Receipts (\$1,000)
7	1 340	6	1 562	35	32 636	7	2 042	—	—	6	831	9	(D) 1
4	1 262	4	(D)	30	30 109	7	2 042	—	—	5	(D)	6	491 2
3	78	2	(D)	5	2 527	—	—	—	—	1	(D)	3	(D) 3
3	458	2	(D)	9	4 358	3	(D)	—	—	1	(D)	—	(D) 4
17	2 461	27	4 036	67	40 495	20	4 547	—	—	11	751	21	21 272 5
12	1 699	15	2 198	65	(D)	20	4 547	—	—	9	(D)	19	(D) 6
5	762	12	1 838	2	(D)	—	—	—	—	2	(D)	2	(D) 7
3	(D)	1	(D)	8	845	1	(D)	—	—	—	—	3	(D) 8
10	10 064	23	4 413	106	74 046	22	6 955	3	116	13	2 101	24	5 914 9
7	9 681	19	3 605	104	(D)	22	6 955	3	116	10	(D)	21	(D) 10
3	383	4	808	2	(D)	—	—	—	—	3	(D)	3	(D) 11
100	(D)	121	56 787	644	630 750	154	104 950	16	(D)	62	12 489	292	143 703 12
76	48 712	85	40 237	517	546 587	147	104 224	13	(D)	43	10 840	226	134 794 13
—	—	—	—	5	4 460	—	—	—	—	2	(D)	1	(D) 14
7	1 181	8	3 260	58	58 163	3	450	1	(D)	3	(D)	15	2 950 15
5	430	4	1 037	20	8 846	2	(D)	—	—	3	(D)	12	2 643 16
—	—	3	(D)	8	1 664	—	—	1	(D)	4	324	15	1 451 17
4	596	1	(D)	9	1 380	2	(D)	—	—	1	(D)	1	(D) 18
8	(D)	20	(D)	27	12 650	—	—	1	(D)	6	(D)	22	(D) 19
—	—	1	(D)	5	6 529	1	(D)	—	—	—	—	1	(D) 20
6	958	5	1 005	18	12 160	7	1 449	1	(D)	5	322	3	(D) 21
3	(D)	4	(D)	12	7 639	7	1 449	—	—	2	(D)	2	(D) 22
3	(D)	1	(D)	6	4 521	—	—	1	(D)	3	(D)	1	(D) 23
5	683	10	1 178	29	9 964	9	1 671	—	—	3	(D)	6	(D) 24
2	(D)	7	765	25	8 982	9	1 671	—	—	2	(D)	6	(D) 25
3	(D)	3	413	4	982	—	—	—	—	1	(D)	—	(D) 26
5	(D)	9	1 309	33	13 325	16	6 788	—	—	6	(D)	9	1 900 27
—	—	1	(D)	8	4 634	3	375	—	—	—	—	2	(D) 28
2	(D)	1	(D)	2	(D)	—	—	—	—	1	(D)	—	(D) 29
1	(D)	5	875	16	6 117	—	—	—	—	—	—	—	508 30
2	(D)	2	(D)	6	(D)	13	6 413	—	—	1	(D)	5	(D) 31
2	(D)	4	251	16	16 071	4	762	—	—	4	(D)	2	(D) 32
1	(D)	3	(D)	16	16 071	4	762	—	—	2	(D)	3	(D) 33
1	(D)	1	(D)	—	—	—	—	—	—	2	(D)	3	(D) 34
6	1 074	5	(D)	24	11 704	10	1 625	—	—	—	—	4	473 (D) 36
2	(D)	5	(D)	22	(D)	10	1 625	—	—	3	(D)	5	(D) 37
4	(D)	2	(D)	2	(D)	—	—	—	—	1	(D)	1	(D) 38
13	2 774	19	11 982	47	21 556	10	1 813	—	—	6	680	14	3 587 39
8	2 042	13	10 787	44	21 108	10	1 813	—	—	3	(D)	12	(D) 41
5	732	6	1 195	3	448	—	—	—	—	3	(D)	2	(D) 42
3	229	5	491	10	5 984	4	(D)	—	—	4	(D)	1	(D) 43
1	(D)	3	(D)	8	(D)	4	(D)	—	—	1	(D)	1	(D) 44
2	(D)	2	(D)	2	(D)	—	—	—	—	3	(D)	—	(D) 45
1	(D)	1	(D)	8	10 482	2	(D)	—	—	—	—	3	(D) 46
3	(D)	8	1 911	13	10 442	4	1 356	—	—	2	(D)	4	(D) 47
3	(D)	5	(D)	12	(D)	4	1 356	—	—	1	(D)	2	(D) 48
—	—	3	(D)	1	(D)	—	—	—	—	1	(D)	2	(D) 49
—	—	1	(D)	10	9 514	2	(D)	—	—	—	—	1	(D) 50
10	1 979	11	2 044	31	12 061	10	1 437	1	(D)	7	(D)	9	4 382 51
2	(D)	4	566	20	10 080	7	443	—	—	3	101	3	(D) 52
8	(D)	7	1 478	11	1 981	3	994	1	(D)	4	(D)	6	(D) 53
2	(D)	3	(D)	12	5 858	6	928	—	—	1	(D)	1	(D) 54
127	59 447	153	60 880	825	605 714	196	139 145	30	(D)	93	21 631	406	261 515 55
86	36 684	100	42 178	6	(D)	6	(D)	—	—	1	(D)	7	1 308 56
41	22 763	52	(D)	658	499 050	187	133 350	17	2 595	42	12 804	272	144 948 57
1	(D)	3	(D)	161	(D)	9	5 795	13	(D)	50	(D)	127	115 259 58
2	(D)	4	606	3	(D)	1	(D)	—	—	—	—	1	(D) 59
2	(D)	2	(D)	16	10 060	6	879	—	—	4	286	5	(D) 60
—	—	2	(D)	14	(D)	6	879	—	—	3	(D)	3	204 61
4	(D)	14	1 684	2	(D)	—	—	—	—	1	(D)	2	(D) 62
3	(D)	11	(D)	48	39 542	9	2 825	1	(D)	7	1 088	12	1 827 63
1	(D)	3	(D)	42	(D)	9	2 825	1	(D)	7	1 088	12	1 827 64
2	(D)	4	270	6	(D)	—	—	—	—	—	—	—	(D) 65
2	(D)	2	(D)	12	7 522	4	775	—	—	4	2 487	3	(D) 66
—	—	2	(D)	11	(D)	4	775	—	—	4	2 487	2	(D) 67
6	(D)	13	1 337	1	(D)	—	—	—	—	—	—	1	(D) 68
2	(D)	10	1 117	25	11 196	18	2 732	—	—	7	568	8	(D) 69
4	341	3	220	25	11 196	18	2 732	—	—	4	375	5	(D) 70
5	(D)	11	(D)	—	—	—	—	—	—	3	193	3	86 71
—	—	4	1 158	33	17 677	9	(D)	—	—	5	(D)	8	1 486 72
2	(D)	5	(D)	17	6 145	5	496	—	—	2	(D)	4	(D) 73
1	(D)	2	639	12	10 984	4	(D)	—	—	2	(D)	2	(D) 74
9	1 381	17	3 170	4	548	—	—	—	—	1	(D)	2	(D) 75
6	1 116	13	1 770	65	51 556	14	2 799	1	(D)	5	375	14	2 406 77
1	(D)	1	(D)	50	43 793	12	(D)	1	(D)	5	375	10	1 951 78
—	—	1	(D)	14	(D)	2	(D)	—	—	—	—	1	(D) 79
2	(D)	2	(D)	—	—	—	—	—	—	—	—	—	(D) 80
4	491	4	(D)	1	(D)	—	—	—	—	—	—	3	(D) 81
1	(D)	4	(D)	28	16 612	7	1 035	1	(D)	2	(D)	4	282 82
3	(D)	3	(D)	17	10 054	7	1 035	1	(D)	1	(D)	1	(D) 83
—	—	—	—	11	6 558	—	—	—	—	1	(D)	3	(D) 84

Places With 2,500 Inhabitants or More: 1992 —Con.

appendix A. For information on geographic areas followed by ▲, see appendix F]

Selected kind-of-business or operation groups —Con.														
Miscellaneous repair services (SIC 76)		Amusement and recreation services, including motion pictures and museums (SIC 78, 79, 84)		Health services (SIC 80)		Legal services (SIC 81)		Selected educational services (SIC 823, 4, 9)		Social services (SIC 83)		Engineering, accounting, research, management, and related services (except noncommercial research organizations) (SIC 87 ex. 8733)		
Number	Receipts (\$1,000)	Number	Receipts (\$1,000)	Number	Receipts (\$1,000)	Number	Receipts (\$1,000)	Number	Receipts (\$1,000)	Number	Receipts (\$1,000)	Number	Receipts (\$1,000)	
1	(D)	7	960	15	7 728	6	1 162	—	—	—	—	1	(D)	1
1	(D)	3	525	13	(D)	6	1 162	—	—	—	—	1	(D)	2
—	—	4	435	2	(D)	—	—	—	—	—	—	—	—	3
33	12 735	39	9 590	153	196 144	50	19 365	2	(D)	20	3 317	71	20 927	4
30	(D)	35	8 428	152	(D)	50	19 365	2	(D)	19	(D)	66	20 410	5
3	(D)	4	1 162	1	(D)	—	—	—	—	1	(D)	4	(D)	6
1	(D)	4	516	26	23 644	11	1 629	—	—	5	(D)	3	149	8
—	—	1	(D)	8	(D)	6	1 048	—	—	1	(D)	3	149	9
1	(D)	2	(D)	16	17 958	3	(D)	—	—	1	(D)	—	—	10
—	—	1	(D)	2	(D)	2	(D)	—	—	3	402	—	—	11
6	1 858	10	2 214	37	24 166	11	1 858	—	—	3	(D)	4	(D)	12
3	(D)	8	(D)	34	(D)	11	1 858	—	—	1	(D)	2	(D)	13
3	(D)	2	(D)	3	(D)	—	—	—	—	2	(D)	2	(D)	14
15	1 356	24	6 201	110	72 971	24	6 793	2	(D)	15	2 680	28	13 260	15
10	1 124	19	(D)	103	70 446	24	6 793	1	(D)	13	(D)	23	12 510	16
1	(D)	3	(D)	5	(D)	—	—	—	—	1	(D)	1	(D)	17
4	(D)	2	(D)	2	(D)	—	—	1	(D)	1	(D)	4	(D)	18
—	—	4	(D)	4	2 513	1	(D)	—	—	1	(D)	3	(D)	19
4	838	6	(D)	29	14 358	14	1 813	—	—	5	(D)	12	1 464	20
2	(D)	1	(D)	9	4 847	8	1 107	—	—	2	(D)	3	673	21
1	(D)	1	(D)	16	8 962	6	706	—	—	2	(D)	6	(D)	22
1	(D)	4	(D)	4	549	—	—	—	—	1	(D)	3	(D)	23
22	4 932	38	9 389	109	73 013	34	11 937	7	(D)	25	4 280	29	6 544	24
19	3 903	36	(D)	103	68 124	34	11 937	7	(D)	21	3 737	28	(D)	25
3	1 029	2	(D)	6	4 889	—	—	—	—	4	543	1	(D)	26
—	—	1	(D)	1	(D)	—	—	—	—	—	—	—	(D)	27
—	—	1	(D)	1	(D)	—	—	—	—	—	—	—	(D)	28
—	—	2	(D)	6	2 803	4	702	—	—	1	(D)	—	—	29
—	—	—	—	—	—	—	—	—	—	—	—	—	—	30
—	—	2	(D)	6	2 803	4	702	—	—	1	(D)	—	—	31
6	793	12	2 177	41	22 784	13	2 204	—	—	7	875	11	2 518	33
—	—	2	(D)	2	(D)	1	(D)	—	—	—	—	3	280	34
5	(D)	7	1 364	34	20 686	12	(D)	—	—	5	(D)	8	2 238	35
1	(D)	3	(D)	5	(D)	—	—	—	—	2	(D)	—	—	36
—	—	4	1 272	13	24 567	9	1 559	—	—	3	(D)	5	331	37
—	—	2	(D)	12	(D)	8	(D)	—	—	3	(D)	5	331	38
—	—	2	(D)	1	(D)	1	(D)	—	—	—	—	—	—	39
1	(D)	2	(D)	9	5 030	2	(D)	—	—	2	(D)	1	(D)	40
—	—	2	(D)	4	2 058	2	(D)	—	—	1	(D)	1	(D)	41
1	(D)	17	3 714	11	5 550	1	(D)	—	—	4	142	3	(D)	42
15	4 457	27	5 297	108	60 697	28	8 390	3	(D)	15	1 560	29	9 195	43
12	(D)	21	4 204	99	47 858	27	(D)	3	(D)	11	(D)	26	(D)	44
1	(D)	3	(D)	3	(D)	—	—	—	—	1	(D)	—	—	45
2	(D)	5	(D)	6	(D)	1	(D)	—	—	3	(D)	3	(D)	46
3	(D)	13	(D)	26	11 070	3	(D)	1	(D)	4	(D)	9	(D)	47
1	(D)	3	669	17	4 999	3	(D)	1	(D)	1	(D)	6	653	48
2	(D)	10	(D)	9	6 071	—	—	—	—	3	(D)	3	(D)	49
4	404	17	2 995	58	29 859	17	2 050	2	(D)	8	(D)	13	2 068	50
—	—	6	1 454	24	14 882	4	523	—	—	1	(D)	3	(D)	51
—	—	3	(D)	15	5 396	10	1 276	1	(D)	3	(D)	2	(D)	52
—	—	—	—	—	—	—	—	—	—	—	—	—	—	53
1	(D)	2	(D)	15	8 736	3	251	—	—	1	(D)	2	(D)	54
3	(D)	6	(D)	4	845	—	—	1	(D)	2	(D)	4	319	55
11	2 030	14	2 702	41	17 891	10	1 775	1	(D)	11	5 643	14	1 621	57
3	(D)	2	(D)	5	1 673	—	—	—	—	1	(D)	2	(D)	58
—	—	—	—	—	—	—	—	—	—	—	—	—	—	59
5	(D)	7	1 446	32	14 432	10	1 775	—	—	4	(D)	9	1 340	60
—	—	1	(D)	1	(D)	—	—	—	—	—	—	—	(D)	61
3	(D)	4	(D)	3	(D)	—	—	1	(D)	6	(D)	3	(D)	62
31	12 376	43	34 780	169	115 687	45	10 494	7	2 398	28	(D)	55	24 608	63
7	6 692	2	(D)	2	(D)	—	—	1	(D)	2	(D)	8	(D)	64
12	3 736	28	(D)	135	96 528	42	(D)	3	(D)	15	(D)	36	19 398	65
6	843	10	1 819	29	18 022	2	(D)	2	(D)	6	1 211	4	448	66
6	1 105	3	(D)	3	(D)	1	(D)	1	(D)	5	573	7	(D)	67
3	(D)	6	664	24	26 852	9	2 546	—	—	—	—	—	(D)	68
—	—	5	(D)	21	23 946	8	(D)	—	—	—	—	—	(D)	69
3	(D)	1	(D)	3	2 906	1	(D)	—	—	—	—	—	(D)	70
—	—	2	(D)	13	8 460	4	1 199	—	—	5	(D)	2	(D)	71
—	—	2	(D)	13	8 460	2	(D)	—	—	5	(D)	2	(D)	72
—	—	—	—	—	—	2	(D)	—	—	—	—	—	(D)	73
12	3 291	85	57 425	57	25 025	29	4 895	—	—	16	(D)	45	11 156	74
—	—	23	15 797	4	1 074	3	(D)	—	—	2	(D)	8	2 087	75
1	(D)	17	26 780	2	(D)	—	—	—	—	—	—	8	3 935	76
4	304	11	2 061	28	13 559	25	4 539	—	—	10	1 847	12	1 176	77
7	(D)	34	12 787	23	(D)	1	(D)	—	—	4	(D)	17	3 958	78
248	135 841	258	192 880	1 489	1 157 759	419	248 680	46	13 315	130	29 173	720	703 770	79
9	4 575	12	4 248	66	39 911	10	2 274	3	(D)	7	1 722	24	7 381	80
3	(D)	9	(D)	24	9 118	6	631	—	—	2	(D)	19	4 577	81
1	(D)	18	6 473	99	70 954	12	7 559	3	(D)	4	677	44	35 452	82
204	114 101	177	158 370	1 191	968 725	382	234 515	32	10 200	98	21 758	557	613 318	83
5	1 860	10	2 022	18	6 705	1	(D)	—	—	3	(D)	7	(D)	84
26	(D)	32	(D)	91	62 346	8	(D)	—	—	16	(D)	69	(D)	85

Table 4. Summary Statistics for Firms Subject to Federal Income Tax for Counties and for

[Includes only establishments with payroll. For meaning of abbreviations and symbols, see introductory text. For explanation of terms and comparability of 1987 and 1992 censuses, see

	Geographic area	Estab-lish-ments (number)	Receipts (\$1,000)	Annual payroll (\$1,000)	First-quarter payroll (\$1,000)	Paid employees for pay period including March 12 (number)	Selected kind-of-business or operation groups							
							Hotels, rooming houses, camps, and other lodging places (except membership lodging) (SIC 70 ex. 704)		Personal services (SIC 72)		Business services (SIC 73)		Automotive repair, services, and parking (SIC 75)	
							Number	Receipts (\$1,000)	Number	Receipts (\$1,000)	Number	Receipts (\$1,000)	Number	Receipts (\$1,000)
1	Smith County -----	70	28 173	9 357	2 229	563	-	-	13	1 519	8	3 668	9	4 006
2	Stewart County -----	19	4 733	1 523	389	126	2	(D)	2	(D)	2	(D)	3	614
3	Sullivan County -----	971	547 938	233 635	49 895	9 652	17	12 273	129	33 299	120	74 694	102	26 417
4	Bristol -----	246	134 302	60 024	12 954	2 119	6	(D)	34	10 196	29	17 919	20	3 580
5	Johnson City (part) ▲ -----	3	(D)	(D)	(D)	BB	-	-	-	-	1	(D)	1	(D)
6	Kingsport (part) ▲ -----	551	357 237	151 443	32 105	6 142	9	8 264	69	20 280	61	41 403	53	12 245
7	Balance of county -----	171	(D)	(D)	(D)	GG	2	(D)	26	2 823	29	(D)	28	(D)
8	Sumner County -----	604	263 991	92 366	20 203	5 183	4	1 467	89	18 062	94	37 709	59	11 329
9	Gallatin -----	169	74 199	29 190	6 546	1 804	2	(D)	25	10 204	21	8 465	14	2 346
10	Goodlettsville (part) ▲ -----	4	1 044	238	47	13	-	-	-	-	-	-	1	(D)
11	Hendersonville -----	336	160 636	51 658	11 077	2 637	1	(D)	54	6 450	55	21 900	36	7 783
12	Millersville (part) ▲ -----	-	-	-	-	-	-	-	-	-	-	-	-	-
13	Portland -----	32	11 574	5 456	1 481	461	-	-	4	(D)	5	3 944	3	(D)
14	White House (part) ▲ -----	2	(D)	(D)	(D)	AA	-	-	-	-	-	-	-	-
15	Balance of county -----	61	(D)	(D)	(D)	EE	1	(D)	6	(D)	13	3 400	5	813
16	Tipton County -----	126	43 782	12 376	2 763	942	2	(D)	13	2 236	8	1 722	19	(D)
17	Covington -----	75	23 461	7 962	1 758	606	1	(D)	7	1 133	4	1 096	10	1 644
18	Balance of county -----	51	20 321	4 414	1 005	336	1	(D)	6	1 103	4	626	9	(D)
19	Trousdale County -----	25	9 689	3 904	974	235	-	-	4	412	2	(D)	2	(D)
20	Unicoi County -----	55	18 333	7 492	1 671	488	1	(D)	13	1 622	6	4 872	1	(D)
21	Erwin -----	48	12 902	4 690	843	320	-	-	13	1 622	4	(D)	1	(D)
22	Balance of county -----	7	5 431	2 802	828	168	1	(D)	-	-	2	(D)	-	-
23	Union County -----	23	4 202	1 375	345	129	-	-	4	651	3	(D)	2	(D)
24	Van Buren County -----	2	(D)	(D)	(D)	AA	1	(D)	-	-	-	-	-	-
25	Warren County -----	181	88 326	32 025	6 899	1 792	10	1 299	21	2 722	27	8 130	19	2 670
26	McMinnville -----	154	84 469	30 328	6 487	1 673	7	(D)	18	(D)	20	7 076	15	2 269
27	Balance of county -----	27	3 857	1 697	412	119	3	(D)	3	(D)	7	1 054	4	401
28	Washington County -----	676	340 286	138 073	29 215	7 720	15	15 705	97	25 788	119	55 056	63	12 654
29	Johnson City (part) ▲ -----	553	306 036	124 176	26 124	6 371	15	15 705	77	(D)	94	48 093	47	(D)
30	Jonesborough -----	34	7 456	2 230	510	182	-	-	3	(D)	7	1 159	1	(D)
31	Balance of county -----	89	26 794	11 667	2 581	1 167	-	-	17	2 068	18	5 804	15	(D)
32	Wayne County -----	43	23 438	9 542	2 085	667	-	-	3	(D)	2	(D)	7	(D)
33	Weakley County -----	122	72 870	32 498	8 006	2 373	3	(D)	28	3 194	15	19 252	17	2 921
34	McKenzie (part) ▲ -----	-	-	-	-	-	-	-	-	-	-	-	-	-
35	Martin -----	55	59 180	27 046	6 933	2 042	3	(D)	13	1 532	11	(D)	4	593
36	Balance of county -----	67	13 690	5 452	1 073	331	-	-	15	1 662	4	(D)	13	2 328
37	White County -----	74	24 546	7 533	1 665	492	4	559	11	2 351	5	692	5	(D)
38	Sparta -----	62	22 427	7 232	1 590	465	2	(D)	10	(D)	5	692	2	(D)
39	Balance of county -----	12	2 119	301	75	27	2	(D)	1	(D)	-	-	3	(D)
40	Williamson County -----	793	608 457	257 807	59 471	9 534	7	9 479	66	15 413	156	130 152	54	12 760
41	Brentwood -----	383	433 907	193 921	44 828	5 765	3	(D)	29	6 498	91	103 914	16	3 155
42	Fairview -----	19	3 483	1 142	185	62	1	(D)	3	166	2	(D)	2	(D)
43	Franklin -----	302	124 768	44 973	10 256	2 642	3	(D)	28	6 947	46	17 336	27	7 432
44	Balance of county -----	89	46 299	17 771	4 202	1 065	6	-	17	1 802	17	(D)	9	(D)
45	Wilson County -----	384	194 783	66 956	14 774	3 435	8	(D)	40	6 315	43	13 579	35	7 712
46	Lebanon -----	263	148 114	49 726	11 437	2 461	8	(D)	28	4 357	20	4 835	27	6 063
47	Mount Juliet -----	77	34 627	13 213	2 377	703	-	-	8	1 295	17	7 309	6	(D)
48	Balance of county -----	44	12 042	4 017	960	271	-	-	4	663	6	1 435	2	(D)

Places With 2,500 Inhabitants or More: 1992 -Con.

appendix A. For information on geographic areas followed by ▲, see appendix F]

Selected kind-of-business or operation groups -Con.													
Miscellaneous repair services (SIC 76)		Amusement and recreation services, including motion pictures and museums (SIC 78, 79, 84)		Health services (SIC 80)		Legal services (SIC 81)		Selected educational services (SIC 823, 4, 9)		Social services (SIC 83)		Engineering, accounting, research, management, and related services (except noncommercial research organizations) (SIC 87 ex. 8733)	
Number	Receipts (\$1,000)	Number	Receipts (\$1,000)	Number	Receipts (\$1,000)	Number	Receipts (\$1,000)	Number	Receipts (\$1,000)	Number	Receipts (\$1,000)	Number	Receipts (\$1,000)
2	(D)	5	770	19	16 713	6	(D)	-	-	5	165	3	(D) 1
1	(D)	1	(D)	4	2 836	3	(D)	-	-	-	-	1	(D) 2
35	9 733	56	20 451	323	322 610	76	21 570	3	(D)	22	3 460	86	22 022 3
4	1 442	18	8 854	94	77 863	15	4 146	-	-	4	188	21	6 309 4
-	-	-	-	1	(D)	-	-	-	-	-	-	-	- 5
20	4 531	25	9 162	199	(D)	55	17 116	1	(D)	12	(D)	46	11 322 6
11	3 760	13	2 435	29	(D)	6	308	2	(D)	6	(D)	19	4 391 7
24	5 278	55	36 335	151	121 609	39	9 210	3	(D)	25	6 062	59	16 499 8
9	1 594	11	1 668	47	35 091	18	5 584	-	-	8	(D)	12	6 646 9
-	-	-	-	3	(D)	-	-	-	-	-	-	-	- 10
11	(D)	36	32 963	77	75 604	19	(D)	3	(D)	15	4 437	29	6 189 11
1	(D)	3	626	12	5 285	1	(D)	-	-	-	-	3	(D) 13
3	(D)	5	1 078	12	(D)	1	(D)	-	-	1	(D)	14	(D) 14
10	4 646	9	1 240	33	16 602	9	1 693	1	(D)	7	(D)	13	(D) 16
3	(D)	6	(D)	28	15 049	8	(D)	1	(D)	4	264	2	(D) 17
7	(D)	3	(D)	5	1 553	1	(D)	-	-	3	(D)	11	(D) 18
-	-	1	(D)	8	7 567	1	(D)	-	-	3	(D)	4	(D) 19
-	-	6	853	19	9 374	5	777	-	-	1	(D)	3	383 20
-	-	5	(D)	17	(D)	4	(D)	-	-	1	(D)	3	383 21
-	-	1	(D)	2	(D)	1	(D)	-	-	-	-	-	- 22
2	(D)	1	(D)	4	2 128	2	(D)	-	-	1	(D)	4	248 23
-	-	-	-	1	(D)	-	-	-	-	-	-	-	- 24
8	1 716	10	2 825	54	64 265	11	2 373	1	(D)	6	(D)	13	2 021 25
7	(D)	8	(D)	51	(D)	11	2 373	1	(D)	5	(D)	10	(D) 26
1	(D)	2	(D)	3	(D)	-	-	-	-	1	(D)	3	(D) 27
31	10 336	41	10 936	175	171 794	47	13 620	1	(D)	23	(D)	62	19 924 28
19	(D)	31	(D)	157	(D)	44	(D)	-	-	18	3 084	50	18 832 29
4	500	2	(D)	5	2 796	3	(D)	1	(D)	2	(D)	6	463 30
8	(D)	8	2 965	13	(D)	-	-	-	-	3	(D)	6	629 31
-	-	8	(D)	13	9 221	4	(D)	1	(D)	2	(D)	3	(D) 32
5	1 104	2	(D)	29	41 509	7	1 043	-	-	9	1 463	6	(D) 33
-	-	-	-	-	-	-	-	-	-	-	-	-	- 34
-	-	-	-	19	36 120	1	(D)	-	-	2	(D)	2	(D) 35
5	1 104	2	(D)	10	5 389	6	(D)	-	-	7	(D)	4	729 36
2	(D)	2	(D)	26	17 288	8	1 096	-	-	5	166	6	(D) 37
2	(D)	2	(D)	24	(D)	8	1 096	-	-	3	(D)	6	(D) 38
-	-	-	-	2	(D)	-	-	-	-	2	(D)	-	- 39
16	7 402	85	47 221	137	107 823	43	9 125	9	(D)	34	10 763	173	248 467 40
3	(D)	31	15 194	56	49 721	20	3 213	6	1 740	8	3 015	112	228 943 41
1	(D)	2	(D)	5	(D)	-	-	-	-	2	(D)	1	(D) 42
7	1 073	33	16 185	71	45 054	23	5 912	2	(D)	18	6 103	40	15 817 43
5	(D)	19	(D)	5	(D)	-	-	1	(D)	6	(D)	20	(D) 44
17	(D)	36	27 248	97	105 322	30	5 627	2	(D)	30	3 901	43	14 144 45
7	(D)	20	14 531	79	97 939	24	4 782	1	(D)	21	2 166	27	6 150 46
5	(D)	10	11 975	9	4 032	6	845	-	-	6	852	10	6 829 47
5	(D)	6	742	9	3 351	-	-	1	(D)	3	883	6	1 165 48

Table 5. Summary Statistics for Firms Subject to Federal Income Tax for Places With 350 Establishments or More: 1992

[Includes only establishments with payroll. For meaning of abbreviations and symbols, see introductory text. For explanation of terms and comparability of 1987 and 1992 censuses, see appendix A. For information on geographic areas followed by ▲, see appendix F]

SIC code	Geographic area and kind of business or operation	Establishments (number)	Receipts (\$1,000)	Annual payroll (\$1,000)	First-quarter payroll (\$1,000)	Paid employees for pay period including March 12 (number)
BRENTWOOD						
	Total	383	433 907	193 921	44 828	5 765
70 ex. 704	Hotels, rooming houses, camps, and other lodging places (except membership lodging)	3	(D)	(D)	(D)	CC
7011	Hotels and motels	3	(D)	(D)	(D)	CC
7011 pt.	Hotels	3	(D)	(D)	(D)	CC
7011 pt.	Motels, motor hotels, and tourist courts	—	—	—	—	—
702, 3	Other lodging places	—	—	—	—	—
72	Personal services	29	6 498	1 918	484	196
721	Laundry, cleaning, and garment services	7	1 694	602	141	63
7211	Power laundries, family and commercial*	1	(D)	(D)	(D)	BB
7213	Linen supply*	1	(D)	(D)	(D)	AA
7215	Coin-operated laundries and drycleaning	—	—	—	—	—
7216	Drycleaning plants, except rug cleaning*	3	(D)	(D)	(D)	BB
7217	Carpet and upholstery cleaning	1	(D)	(D)	(D)	AA
7218	Industrial laundriers*	—	—	—	—	—
7212, 9	Other laundry, cleaning, and garment services*	1	(D)	(D)	(D)	AA
722	Photographic studios, portrait	1	(D)	(D)	(D)	AA
723, 4	Beauty and barber shops	16	2 556	878	210	77
723	Beauty shops	16	2 556	878	210	77
724	Barber shops	—	—	—	—	—
725	Shoe repair shops and shoeshine parlors	—	—	—	—	—
726	Funeral service and crematories	—	—	—	—	—
729	Miscellaneous personal services	5	(D)	(D)	(D)	BB
73	Business services	91	103 914	45 476	10 852	2 300
731	Advertising	6	(D)	(D)	(D)	CC
732	Consumer credit reporting agencies, mercantile reporting agencies, and adjustment and collection agencies	5	(D)	(D)	(D)	BB
733	Mailing, reproduction, commercial art and photography, and stenographic services	7	2 631	1 008	267	26
734	Services to dwellings and other buildings	11	12 007	6 581	1 499	730
735	Miscellaneous equipment rental and leasing	2	(D)	(D)	(D)	BB
736	Personnel supply services	19	15 779	12 322	3 034	804
737	Computer programming, data processing, and other computer related services	23	31 671	9 778	2 425	400
7371, 2, 3	Computer programming, prepackaged software, and integrated systems	14	8 591	4 365	1 053	134
7374, 5, 6	Data processing services	5	(D)	(D)	(D)	EE
7377, 8, 9	Computer rental and leasing, maintenance, and related services, n.e.c.	4	(D)	(D)	(D)	AA
738	Miscellaneous business services	18	18 216	5 669	1 460	148
75	Automotive repair, services, and parking	16	3 155	822	192	72
751	Automotive rental and leasing, without drivers	1	(D)	(D)	(D)	AA
752	Automobile parking	—	—	—	—	—
753	Automotive repair shops	8	(D)	(D)	(D)	AA
7532	Top, body, and upholstery repair shops and paint shops	—	—	—	—	—
7538	General automotive repair shops	4	948	139	37	12
7533, 4, 6, 7, 9	Other automotive repair shops	4	(D)	(D)	(D)	AA
754	Automotive services, except repair	7	1 898	544	140	59
76	Miscellaneous repair services	3	(D)	(D)	(D)	BB
762	Electrical repair shops	2	(D)	(D)	(D)	BB
7622	Radio and television repair shops	1	(D)	(D)	(D)	AA
7623, 9	Other electrical and electronic repair shops	1	(D)	(D)	(D)	BB
763	Watch, clock, and jewelry repair	—	—	—	—	—
764	Reupholstery and furniture repair	—	—	—	—	—
769	Miscellaneous repair and related services	1	(D)	(D)	(D)	AA
78, 79, 84	Amusement and recreation services, including motion pictures and museums	31	15 194	6 769	801	199
781, 2	Motion picture production, distribution, and services	3	(D)	(D)	(D)	AA
783	Motion picture theaters	1	(D)	(D)	(D)	AA
784	Video tape rental	2	(D)	(D)	(D)	AA
792	Theatrical producers (except motion picture), bands, orchestras, and entertainers	19	11 417	5 337	457	62
793	Bowling centers	—	—	—	—	—
79 ex. 792, 3, 84	Commercial sports and other amusement and recreation services, including museums	6	2 892	1 177	298	111
80	Health services	56	49 721	25 272	5 864	598
801	Offices and clinics of doctors of medicine	11	22 547	14 313	3 049	85
802	Offices and clinics of dentists	14	4 232	1 324	295	63
803	Offices and clinics of doctors of osteopathy	—	—	—	—	—
804	Offices and clinics of other health practitioners	14	3 037	690	170	48
805	Nursing and personal care facilities	1	(D)	(D)	(D)	CC
806	Hospitals	1	(D)	(D)	(D)	BB
807, 8, 9	Other health services	15	(D)	(D)	(D)	CC
81	Legal services	20	3 213	804	160	41
823, 4, 9	Selected educational services	6	1 740	665	185	34

Table 5. Summary Statistics for Firms Subject to Federal Income Tax for Places With 350 Establishments or More: 1992 — Con.

[Includes only establishments with payroll. For meaning of abbreviations and symbols, see introductory text. For explanation of terms and comparability of 1987 and 1992 censuses, see appendix A. For information on geographic areas followed by ▲, see appendix F]

SIC code	Geographic area and kind of business or operation	Establishments (number)	Receipts (\$1,000)	Annual payroll (\$1,000)	First-quarter payroll (\$1,000)	Paid employees for pay period including March 12 (number)
BRENTWOOD—Con.						
83	Social services	8	3 015	1 388	319	104
835	Child day care services	5	(D)	(D)	(D)	BB
832, 3, 6, 9	Other social services	3	(D)	(D)	(D)	BB
87 ex. 8733	Engineering, accounting, research, management, and related services (except noncommercial research organizations)	112	228 943	105 745	24 741	1 909
871	Engineering, architectural, and surveying services	31	72 574	20 738	4 732	565
872	Accounting, auditing, and bookkeeping services	32	(D)	(D)	(D)	CC
873 ex. 8733	Research, development, and testing services (except noncommercial research organizations)	3	(D)	(D)	(D)	BB
874	Management and public relations services	46	145 802	80 102	18 978	1 165
89	Services, n.e.c.	8	(D)	(D)	(D)	BB
CHATTANOOGA						
	Total	1 867	1 276 291	517 115	112 367	24 440
70 ex. 704	Hotels, rooming houses, camps, and other lodging places (except membership lodging)	37	50 891	12 509	2 846	1 293
7011	Hotels and motels	37	50 891	12 509	2 846	1 293
7011 pt.	Hotels	14	35 720	9 544	2 128	912
7011 pt.	Motels, motor hotels, and tourist courts	23	15 171	2 965	718	381
702, 3	Other lodging places	—	—	—	—	—
72	Personal services	191	46 467	17 439	4 210	1 532
721	Laundry, cleaning, and garment services	54	20 384	8 341	1 874	614
7211	Power laundries, family and commercial*	2	(D)	(D)	(D)	BB
7213	Linen supply*	3	(D)	(D)	(D)	BB
7215	Coin-operated laundries and drycleaning	9	829	230	76	41
7216	Drycleaning plants, except rug cleaning*	25	10 004	4 178	904	295
7217	Carpet and upholstery cleaning	10	1 635	775	167	66
7218	Industrial laundriers*	2	(D)	(D)	(D)	BB
7212, 9	Other laundry, cleaning, and garment services*	3	(D)	(D)	(D)	AA
722	Photographic studios, portrait	18	(D)	(D)	(D)	CC
723, 4	Beauty and barber shops	84	10 495	4 778	1 159	404
723	Beauty shops	76	9 920	4 547	1 112	388
724	Barber shops	8	575	231	47	16
725	Shoe repair shops and shoeshine parlors	4	(D)	(D)	(D)	AA
726	Funeral service and crematories	11	(D)	(D)	(D)	BB
729	Miscellaneous personal services	20	(D)	(D)	(D)	EE
73	Business services	338	222 650	99 946	22 336	8 082
731	Advertising	30	12 053	3 519	902	247
732	Consumer credit reporting agencies, mercantile reporting agencies, and adjustment and collection agencies	11	13 037	1 916	472	112
733	Mailing, reproduction, commercial art and photography, and stenographic services	27	7 210	1 844	440	113
734	Services to dwellings and other buildings	57	17 982	7 900	1 848	884
735	Miscellaneous equipment rental and leasing	44	25 969	5 894	1 428	288
736	Personnel supply services	50	69 808	49 536	10 613	4 242
737	Computer programming, data processing, and other computer related services	42	22 922	7 463	1 713	223
7371, 2, 3	Computer programming, prepackaged software, and integrated systems	26	16 180	5 559	1 281	159
7374, 5, 6	Data processing services	8	2 072	637	160	29
7377, 8, 9	Computer rental and leasing, maintenance, and related services, n.e.c.	8	4 670	1 267	272	35
738	Miscellaneous business services	77	53 669	21 874	4 920	1 973
75	Automotive repair, services, and parking	187	62 540	15 187	3 576	997
751	Automotive rental and leasing, without drivers	17	22 233	3 873	882	172
752	Automobile parking	45	6 365	1 167	284	157
753	Automotive repair shops	99	27 615	8 107	1 914	426
7532	Top, body, and upholstery repair shops and paint shops	18	6 632	2 174	487	90
7538	General automotive repair shops	46	10 470	3 069	735	199
7533, 4, 6, 7, 9	Other automotive repair shops	35	10 513	2 864	692	137
754	Automotive services, except repair	26	6 327	2 040	496	242
76	Miscellaneous repair services	76	48 712	16 998	3 876	896
762	Electrical repair shops	26	15 424	5 973	1 435	352
7622	Radio and television repair shops	7	(D)	(D)	(D)	BB
7623, 9	Other electrical and electronic repair shops	19	(D)	(D)	(D)	EE
763	Watch, clock, and jewelry repair	2	(D)	(D)	(D)	AA
764	Reupholstery and furniture repair	8	663	161	39	17
769	Miscellaneous repair and related services	40	(D)	(D)	(D)	FF

Table 5. Summary Statistics for Firms Subject to Federal Income Tax for Places With 350 Establishments or More: 1992 — Con.

[Includes only establishments with payroll. For meaning of abbreviations and symbols, see introductory text. For explanation of terms and comparability of 1987 and 1992 censuses, see appendix A. For information on geographic areas followed by ▲, see appendix F]

SIC code	Geographic area and kind of business or operation	Establishments (number)	Receipts (\$1,000)	Annual payroll (\$1,000)	First-quarter payroll (\$1,000)	Paid employees for pay period including March 12 (number)
CHATTANOOGA—Con.						
78, 79, 84	Amusement and recreation services, including motion pictures and museums	85	40 237	11 883	2 402	840
781, 2	Motion picture production, distribution, and services	4	(D)	(D)	(D)	BB
783	Motion picture theaters	8	(D)	(D)	(D)	BB
784	Video tape rental	10	3 081	405	100	63
792	Theatrical producers (except motion picture), bands, orchestras, and entertainers	—	—	—	—	—
793	Bowling centers	2	(D)	(D)	(D)	BB
79 ex. 792, 3; 84	Commercial sports and other amusement and recreation services, including museums	61	23 185	7 809	1 451	583
80	Health services	517	546 587	238 686	49 761	7 066
801	Offices and clinics of doctors of medicine	271	246 374	136 444	25 934	2 251
802	Offices and clinics of dentists	122	43 324	15 877	3 382	654
803	Offices and clinics of doctors of osteopathy	5	3 099	718	164	22
804	Offices and clinics of other health practitioners	55	14 228	4 826	1 126	260
805	Nursing and personal care facilities	7	18 900	7 577	1 813	587
806	Hospitals	6	(D)	(D)	(D)	GG
807, 8, 9	Other health services	51	(D)	(D)	(D)	GG
81	Legal services	147	104 224	38 000	9 281	1 114
823, 4, 9	Selected educational services	13	(D)	(D)	(D)	CC
83	Social services	43	10 840	4 082	917	492
835	Child day care services	30	4 477	1 996	471	302
832, 3, 6, 9	Other social services	13	6 363	2 086	446	190
87 ex. 8733	Engineering, accounting, research, management, and related services (except noncommercial research organizations)	226	134 794	59 501	12 580	1 999
871	Engineering, architectural, and surveying services	76	51 148	22 823	4 759	666
872	Accounting, auditing, and bookkeeping services	79	38 781	15 312	3 674	596
873 ex. 8733	Research, development, and testing services (except noncommercial research organizations)	14	13 119	5 849	1 053	188
874	Management and public relations services	57	31 746	15 517	3 094	549
89	Services, n.e.c.	7	(D)	(D)	(D)	BB
CLARKSVILLE						
	Total	463	164 783	52 638	11 348	3 380
70 ex. 704	Hotels, rooming houses, camps, and other lodging places (except membership lodging)	16	9 389	2 001	420	235
7011	Hotels and motels	16	9 389	2 001	420	235
7011 pt.	Hotels	1	(D)	(D)	(D)	BB
7011 pt.	Motels, motor hotels, and tourist courts	15	(D)	(D)	(D)	CC
702, 3	Other lodging places	—	—	—	—	—
72	Personal services	81	15 134	4 059	941	468
721	Laundry, cleaning, and garment services	21	(D)	(D)	(D)	CC
7211	Power laundries, family and commercial*	—	—	—	—	—
7213	Linen supply*	—	—	—	—	—
7215	Coin-operated laundries and drycleaning	9	985	159	38	23
7216	Drycleaning plants, except rug cleaning*	6	1 534	533	89	43
7217	Carpet and upholstery cleaning	3	289	90	4	12
7218	Industrial launderers*	1	(D)	(D)	(D)	BB
7212, 9	Other laundry, cleaning, and garment services*	2	(D)	(D)	(D)	BB
722	Photographic studios, portrait	8	1 054	173	43	22
723, 4	Beauty and barber shops	34	(D)	(D)	(D)	CC
723	Beauty shops	32	(D)	(D)	(D)	CC
724	Barber shops	2	(D)	(D)	(D)	AA
725	Shoe repair shops and shoeshine parlors	—	—	—	—	—
726	Funeral service and crematories	5	(D)	(D)	(D)	BB
729	Miscellaneous personal services	13	(D)	(D)	(D)	CC
73	Business services	46	19 807	6 049	1 464	484
731	Advertising	4	(D)	(D)	(D)	BB
732	Consumer credit reporting agencies, mercantile reporting agencies, and adjustment and collection agencies	3	(D)	(D)	(D)	BB
733	Mailing, reproduction, commercial art and photography, and stenographic services	2	(D)	(D)	(D)	AA
734	Services to dwellings and other buildings	16	3 697	1 236	269	100
735	Miscellaneous equipment rental and leasing	4	4 763	901	230	62
736	Personnel supply services	2	(D)	(D)	(D)	BB
737	Computer programming, data processing, and other computer related services	1	(D)	(D)	(D)	AA
7371, 2, 3	Computer programming, prepackaged software, and integrated systems	1	(D)	(D)	(D)	AA
7374, 5, 6	Data processing services	—	—	—	—	—
7377, 8, 9	Computer rental and leasing, maintenance, and related services, n.e.c.	—	—	—	—	—
738	Miscellaneous business services	14	(D)	(D)	(D)	CC

Table 5. Summary Statistics for Firms Subject to Federal Income Tax for Places With 350 Establishments or More: 1992 — Con.

[Includes only establishments with payroll. For meaning of abbreviations and symbols, see introductory text. For explanation of terms and comparability of 1987 and 1992 censuses, see appendix A. For information on geographic areas followed by ▲, see appendix F]

SIC code	Geographic area and kind of business or operation	Establishments (number)	Receipts (\$1,000)	Annual payroll (\$1,000)	First-quarter payroll (\$1,000)	Paid employees for pay period including March 12 (number)
CLARKSVILLE—Con.						
75	Automotive repair, services, and parking	71	13 571	2 915	664	262
751	Automotive rental and leasing, without drivers	4	(D)	(D)	(D)	AA
752	Automobile parking	—	—	—	—	—
753	Automotive repair shops	52	9 448	2 047	453	161
7532	Top, body, and upholstery repair shops and paint shops	15	(D)	(D)	(D)	BB
7538	General automotive repair shops	22	(D)	(D)	(D)	BB
7533, 4, 6, 7, 9	Other automotive repair shops	15	(D)	(D)	(D)	BB
754	Automotive services, except repair	15	(D)	(D)	(D)	BB
76	Miscellaneous repair services	19	3 903	1 088	239	70
762	Electrical repair shops	8	(D)	(D)	(D)	BB
7622	Radio and television repair shops	1	(D)	(D)	(D)	AA
7623, 9	Other electrical and electronic repair shops	7	(D)	(D)	(D)	BB
763	Watch, clock, and jewelry repair	—	—	—	—	—
764	Reupholstery and furniture repair	2	(D)	(D)	(D)	AA
769	Miscellaneous repair and related services	9	(D)	(D)	(D)	BB
78, 79, 84	Amusement and recreation services, including motion pictures and museums	36	(D)	(D)	(D)	CC
781, 2	Motion picture production, distribution, and services	—	—	—	—	—
783	Motion picture theaters	3	(D)	(D)	(D)	BB
784	Video tape rental	6	(D)	(D)	(D)	BB
792	Theatrical producers (except motion picture), bands, orchestras, and entertainers	—	—	—	—	—
793	Bowling centers	2	(D)	(D)	(D)	AA
79 ex. 792, 3; 84	Commercial sports and other amusement and recreation services, including museums	25	(D)	(D)	(D)	CC
80	Health services	103	68 124	26 223	5 317	1 046
801	Offices and clinics of doctors of medicine	54	(D)	(D)	(D)	EE
802	Offices and clinics of dentists	27	(D)	(D)	(D)	CC
803	Offices and clinics of doctors of osteopathy	—	—	—	—	—
804	Offices and clinics of other health practitioners	8	(D)	(D)	(D)	BB
805	Nursing and personal care facilities	3	(D)	(D)	(D)	EE
806	Hospitals	—	—	—	—	—
807, 8, 9	Other health services	11	(D)	(D)	(D)	EE
81	Legal services	34	11 937	3 072	677	151
823, 4, 9	Selected educational services	7	(D)	(D)	(D)	BB
83	Social services	21	3 737	1 635	388	229
835	Child day care services	17	3 405	1 551	367	221
832, 3, 6, 9	Other social services	4	332	84	21	8
87 ex. 8733	Engineering, accounting, research, management, and related services (except noncommercial research organizations)	28	(D)	(D)	(D)	CC
871	Engineering, architectural, and surveying services	14	(D)	(D)	(D)	BB
872	Accounting, auditing, and bookkeeping services	10	2 096	676	164	38
873 ex. 8733	Research, development, and testing services (except noncommercial research organizations)	—	—	—	—	—
874	Management and public relations services	4	1 077	346	82	21
89	Services, n.e.c.	1	(D)	(D)	(D)	AA
CLEVELAND						
	Total	391	243 919	91 779	19 025	5 609
70 ex. 704	Hotels, rooming houses, camps, and other lodging places (except membership lodging)	19	(D)	(D)	(D)	EE
7011	Hotels and motels	18	8 464	2 288	472	285
7011 pt.	Hotels	6	3 954	1 222	233	151
7011 pt.	Motels, motor hotels, and tourist courts	12	4 510	1 066	239	134
702, 3	Other lodging places	1	(D)	(D)	(D)	AA
72	Personal services	43	17 932	5 141	1 063	388
721	Laundry, cleaning, and garment services	11	(D)	(D)	(D)	BB
7211	Power laundries, family and commercial*	—	—	—	—	—
7213	Linen supply*	—	—	—	—	—
7215	Coin-operated laundries and drycleaning	3	139	33	10	4
7216	Drycleaning plants, except rug cleaning*	5	1 858	744	151	88
7217	Carpet and upholstery cleaning	—	—	—	—	—
7218	Industrial launderers*	—	—	—	—	—
7212, 9	Other laundry, cleaning, and garment services*	3	(D)	(D)	(D)	AA
722	Photographic studios, portrait	16	11 655	3 071	647	209
723, 4	Beauty and barber shops	7	(D)	(D)	(D)	BB
723	Beauty shops	7	(D)	(D)	(D)	BB
724	Barber shops	—	—	—	—	—
725	Shoe repair shops and shoeshine parlors	—	—	—	—	—
726	Funeral service and crematories	4	2 605	814	143	28
729	Miscellaneous personal services	5	(D)	(D)	(D)	AA

Table 5. Summary Statistics for Firms Subject to Federal Income Tax for Places With 350 Establishments or More: 1992 — Con.

[Includes only establishments with payroll. For meaning of abbreviations and symbols, see introductory text. For explanation of terms and comparability of 1987 and 1992 censuses, see appendix A. For information on geographic areas followed by ▲, see appendix F]

SIC code	Geographic area and kind of business or operation	Establishments (number)	Receipts (\$1,000)	Annual payroll (\$1,000)	First-quarter payroll (\$1,000)	Paid employees for pay period including March 12 (number)
CLEVELAND—Con.						
73	Business services	71	85 349	31 227	6 384	2 535
731	Advertising	1	(D)	(D)	(D)	AA
732	Consumer credit reporting agencies, mercantile reporting agencies, and adjustment and collection agencies	2	(D)	(D)	(D)	BB
733	Mailing, reproduction, commercial art and photography, and stenographic services	9	(D)	(D)	(D)	CC
734	Services to dwellings and other buildings	13	(D)	(D)	(D)	CC
735	Miscellaneous equipment rental and leasing	16	(D)	(D)	(D)	CC
736	Personnel supply services	11	15 003	9 465	1 876	1 307
737	Computer programming, data processing, and other computer related services	8	(D)	(D)	(D)	BB
7371, 2, 3	Computer programming, prepackaged software, and integrated systems	6	(D)	(D)	(D)	AA
7374, 5, 6	Data processing services	—	—	—	—	—
7377, 8, 9	Computer rental and leasing, maintenance, and related services, n.e.c.	2	(D)	(D)	(D)	AA
738	Miscellaneous business services	11	(D)	(D)	(D)	FF
75	Automotive repair, services, and parking	33	8 502	1 772	383	110
751	Automotive rental and leasing, without drivers	3	(D)	(D)	(D)	AA
752	Automobile parking	—	—	—	—	—
753	Automotive repair shops	24	(D)	(D)	(D)	BB
7532	Top, body, and upholstery repair shops and paint shops	7	1 338	333	53	17
7538	General automotive repair shops	10	(D)	(D)	(D)	BB
7533, 4, 6, 7, 9	Other automotive repair shops	7	1 584	496	123	30
754	Automotive services, except repair	6	650	207	47	23
76	Miscellaneous repair services	10	2 915	775	187	38
762	Electrical repair shops	3	(D)	(D)	(D)	AA
7622	Radio and television repair shops	2	(D)	(D)	(D)	AA
7623, 9	Other electrical and electronic repair shops	1	(D)	(D)	(D)	AA
763	Watch, clock, and jewelry repair	—	—	—	—	—
764	Reupholstery and furniture repair	1	(D)	(D)	(D)	AA
769	Miscellaneous repair and related services	6	(D)	(D)	(D)	BB
78, 79, 84	Amusement and recreation services, including motion pictures and museums	22	3 898	909	204	153
781, 2	Motion picture production, distribution, and services	1	(D)	(D)	(D)	AA
783	Motion picture theaters	2	(D)	(D)	(D)	AA
784	Video tape rental	7	(D)	(D)	(D)	BB
792	Theatrical producers (except motion picture), bands, orchestras, and entertainers	1	(D)	(D)	(D)	AA
793	Bowling centers	1	(D)	(D)	(D)	AA
79 ex. 792, 3; 84	Commercial sports and other amusement and recreation services, including museums	10	(D)	(D)	(D)	BB
80	Health services	115	94 360	41 988	8 638	1 694
801	Offices and clinics of doctors of medicine	49	32 632	16 558	3 153	381
802	Offices and clinics of dentists	22	7 594	3 200	587	117
803	Offices and clinics of doctors of osteopathy	2	(D)	(D)	(D)	BB
804	Offices and clinics of other health practitioners	17	5 282	2 516	397	81
805	Nursing and personal care facilities	8	20 022	7 153	1 745	591
806	Hospitals	1	(D)	(D)	(D)	CC
807, 8, 9	Other health services	16	(D)	(D)	(D)	EE
81	Legal services	31	7 789	1 982	457	94
823, 4, 9	Selected educational services	1	(D)	(D)	(D)	AA
83	Social services	10	2 387	955	249	126
835	Child day care services	5	(D)	(D)	(D)	BB
832, 3, 6, 9	Other social services	5	(D)	(D)	(D)	BB
87 ex. 8733	Engineering, accounting, research, management, and related services (except noncommercial research organizations)	35	(D)	(D)	(D)	CC
871	Engineering, architectural, and surveying services	3	(D)	(D)	(D)	AA
872	Accounting, auditing, and bookkeeping services	17	(D)	(D)	(D)	BB
873 ex. 8733	Research, development, and testing services (except noncommercial research organizations)	2	(D)	(D)	(D)	BB
874	Management and public relations services	13	5 635	2 310	493	67
89	Services, n.e.c.	1	(D)	(D)	(D)	AA

Table 5. Summary Statistics for Firms Subject to Federal Income Tax for Places With 350 Establishments or More: 1992 — Con.

[Includes only establishments with payroll. For meaning of abbreviations and symbols, see introductory text. For explanation of terms and comparability of 1987 and 1992 censuses, see appendix A. For information on geographic areas followed by ▲, see appendix F]

SIC code	Geographic area and kind of business or operation	Establishments (number)	Receipts (\$1,000)	Annual payroll (\$1,000)	First-quarter payroll (\$1,000)	Paid employees for pay period including March 12 (number)
JACKSON						
	Total	594	379 944	178 104	37 356	8 655
70 ex. 704	Hotels, rooming houses, camps, and other lodging places (except membership lodging)	21	(D)	(D)	(D)	EE
7011	Hotels and motels	20	(D)	(D)	(D)	EE
7011 pt.	Hotels	5	7 202	2 183	541	241
7011 pt.	Motels, motor hotels, and tourist courts	15	(D)	(D)	(D)	CC
702, 3	Other lodging places	1	(D)	(D)	(D)	AA
72	Personal services	65	19 309	5 840	1 400	579
721	Laundry, cleaning, and garment services	19	(D)	(D)	(D)	EE
7211	Power laundries, family and commercial*	1	(D)	(D)	(D)	BB
7213	Linen supply*	1	(D)	(D)	(D)	BB
7215	Coin-operated laundries and drycleaning	5	280	34	11	7
7216	Drycleaning plants, except rug cleaning*	6	1 756	816	169	83
7217	Carpet and upholstery cleaning	3	(D)	(D)	(D)	AA
7218	Industrial laundriers*	—	—	—	—	—
7212, 9	Other laundry, cleaning, and garment services*	3	(D)	(D)	(D)	BB
722	Photographic studios, portrait	4	816	155	37	15
723, 4	Beauty and barber shops	23	(D)	(D)	(D)	BB
723	Beauty shops	23	(D)	(D)	(D)	BB
724	Barber shops	—	—	—	—	—
725	Shoe repair shops and shoeshine parlors	1	(D)	(D)	(D)	AA
726	Funeral service and crematories	5	1 560	421	108	28
729	Miscellaneous personal services	13	(D)	(D)	(D)	CC
73	Business services	101	68 477	36 856	9 903	3 158
731	Advertising	5	2 391	512	120	26
732	Consumer credit reporting agencies, mercantile reporting agencies, and adjustment and collection agencies	6	2 316	845	177	41
733	Mailing, reproduction, commercial art and photography, and stenographic services	6	1 818	569	136	43
734	Services to dwellings and other buildings	21	6 986	3 284	804	416
735	Miscellaneous equipment rental and leasing	16	8 952	1 647	351	90
736	Personnel supply services	18	(D)	(D)	(D)	GG
737	Computer programming, data processing, and other computer related services	8	(D)	(D)	(D)	BB
7371, 2, 3	Computer programming, prepackaged software, and integrated systems	2	(D)	(D)	(D)	AA
7374, 5, 6	Data processing services	1	(D)	(D)	(D)	AA
7377, 8, 9	Computer rental and leasing, maintenance, and related services, n.e.c.	5	(D)	(D)	(D)	BB
738	Miscellaneous business services	21	(D)	(D)	(D)	FF
75	Automotive repair, services, and parking	50	17 434	4 653	1 109	256
751	Automotive rental and leasing, without drivers	4	(D)	(D)	(D)	AA
752	Automobile parking	—	—	—	—	—
753	Automotive repair shops	43	(D)	(D)	(D)	CC
7532	Top, body, and upholstery repair shops and paint shops	13	(D)	(D)	(D)	BB
7538	General automotive repair shops	19	(D)	(D)	(D)	BB
7533, 4, 6, 7, 9	Other automotive repair shops	11	(D)	(D)	(D)	BB
754	Automotive services, except repair	3	569	225	59	29
76	Miscellaneous repair services	30	(D)	(D)	(D)	CC
762	Electrical repair shops	10	(D)	(D)	(D)	BB
7622	Radio and television repair shops	2	(D)	(D)	(D)	AA
7623, 9	Other electrical and electronic repair shops	8	(D)	(D)	(D)	BB
763	Watch, clock, and jewelry repair	1	(D)	(D)	(D)	AA
764	Reupholstery and furniture repair	3	(D)	(D)	(D)	BB
769	Miscellaneous repair and related services	16	7 084	2 259	281	127
78, 79, 84	Amusement and recreation services, including motion pictures and museums	35	8 428	1 686	381	225
781, 2	Motion picture production, distribution, and services	—	—	—	—	—
783	Motion picture theaters	2	(D)	(D)	(D)	BB
784	Video tape rental	9	(D)	(D)	(D)	BB
792	Theatrical producers (except motion picture), bands, orchestras, and entertainers	3	(D)	(D)	(D)	BB
793	Bowling centers	1	(D)	(D)	(D)	BB
79 ex. 792, 3, 84	Commercial sports and other amusement and recreation services, including museums	20	3 570	829	156	101
80	Health services	152	(D)	(D)	(D)	HH
801	Offices and clinics of doctors of medicine	64	(D)	(D)	(D)	GG
802	Offices and clinics of dentists	41	13 625	6 191	1 339	244
803	Offices and clinics of doctors of osteopathy	—	—	—	—	—
804	Offices and clinics of other health practitioners	24	5 117	1 062	235	66
805	Nursing and personal care facilities	6	10 806	4 532	1 117	434
806	Hospitals	1	(D)	(D)	(D)	FF
807, 8, 9	Other health services	16	(D)	(D)	(D)	EE
81	Legal services	50	19 365	8 251	1 547	256
823, 4, 9	Selected educational services	2	(D)	(D)	(D)	BB

Table 5. Summary Statistics for Firms Subject to Federal Income Tax for Places With 350 Establishments or More: 1992 — Con.

[Includes only establishments with payroll. For meaning of abbreviations and symbols, see introductory text. For explanation of terms and comparability of 1987 and 1992 censuses, see appendix A. For information on geographic areas followed by ▲, see appendix F]

SIC code	Geographic area and kind of business or operation	Establishments (number)	Receipts (\$1,000)	Annual payroll (\$1,000)	First-quarter payroll (\$1,000)	Paid employees for pay period including March 12 (number)
JACKSON—Con.						
83	Social services	19	(D)	(D)	(D)	CC
835	Child day care services	8	885	448	107	98
832, 3, 6, 9	Other social services	11	(D)	(D)	(D)	CC
87 ex. 8733	Engineering, accounting, research, management, and related services (except noncommercial research organizations)	66	20 410	10 747	2 353	354
871	Engineering, architectural, and surveying services	22	(D)	(D)	(D)	CC
872	Accounting, auditing, and bookkeeping services	29	(D)	(D)	(D)	CC
873 ex. 8733	Research, development, and testing services (except noncommercial research organizations)	3	(D)	(D)	(D)	AA
874	Management and public relations services	12	(D)	(D)	(D)	BB
89	Services, n.e.c.	3	(D)	(D)	(D)	AA
JOHNSON CITY ▲						
	Total	563	310 224	126 037	26 430	6 523
70 ex. 704	Hotels, rooming houses, camps, and other lodging places (except membership lodging)	15	15 705	3 804	880	404
7011	Hotels and motels	15	15 705	3 804	880	404
7011 pt.	Hotels	2	(D)	(D)	(D)	CC
7011 pt.	Motels, motor hotels, and tourist courts	13	(D)	(D)	(D)	CC
702, 3	Other lodging places	—	—	—	—	—
72	Personal services	78	23 000	8 656	1 664	667
721	Laundry, cleaning, and garment services	21	(D)	(D)	(D)	EE
7211	Power laundries, family and commercial*	1	(D)	(D)	(D)	CC
7213	Linen supply*	—	—	—	—	—
7215	Coin-operated laundries and drycleaning	6	(D)	(D)	(D)	AA
7216	Drycleaning plants, except rug cleaning*	11	(D)	(D)	(D)	CC
7217	Carpet and upholstery cleaning	1	(D)	(D)	(D)	AA
7218	Industrial laundriers*	—	—	—	—	—
7212, 9	Other laundry, cleaning, and garment services*	2	(D)	(D)	(D)	AA
722	Photographic studios, portrait	7	903	241	56	29
723, 4	Beauty and barber shops	37	3 574	1 484	342	145
723	Beauty shops	36	(D)	(D)	(D)	CC
724	Barber shops	1	(D)	(D)	(D)	AA
725	Shoe repair shops and shoeshine parlors	—	—	—	—	—
726	Funeral service and crematories	4	(D)	(D)	(D)	BB
729	Miscellaneous personal services	9	(D)	(D)	(D)	BB
73	Business services	97	50 476	24 571	5 292	2 178
731	Advertising	6	560	242	48	13
732	Consumer credit reporting agencies, mercantile reporting agencies, and adjustment and collection agencies	4	(D)	(D)	(D)	BB
733	Mailing, reproduction, commercial art and photography, and stenographic services	8	2 636	555	72	55
734	Services to dwellings and other buildings	19	4 886	2 490	615	317
735	Miscellaneous equipment rental and leasing	10	(D)	(D)	(D)	BB
736	Personnel supply services	16	14 762	10 915	2 322	1 007
737	Computer programming, data processing, and other computer related services	13	4 741	1 918	379	75
7371, 2, 3	Computer programming, prepackaged software, and integrated systems	8	(D)	(D)	(D)	BB
7374, 5, 6	Data processing services	2	(D)	(D)	(D)	BB
7377, 8, 9	Computer rental and leasing, maintenance, and related services, n.e.c.	3	(D)	(D)	(D)	AA
738	Miscellaneous business services	21	(D)	(D)	(D)	FF
75	Automotive repair, services, and parking	49	11 283	2 948	743	193
751	Automotive rental and leasing, without drivers	5	(D)	(D)	(D)	AA
752	Automobile parking	1	(D)	(D)	(D)	AA
753	Automotive repair shops	37	8 488	2 521	624	127
7532	Top, body, and upholstery repair shops and paint shops	7	1 317	438	119	23
7538	General automotive repair shops	15	2 505	646	157	38
7533, 4, 6, 7, 9	Other automotive repair shops	15	4 666	1 437	348	66
754	Automotive services, except repair	6	(D)	(D)	(D)	BB
76	Miscellaneous repair services	19	(D)	(D)	(D)	BB
762	Electrical repair shops	8	(D)	(D)	(D)	BB
7622	Radio and television repair shops	2	(D)	(D)	(D)	AA
7623, 9	Other electrical and electronic repair shops	6	(D)	(D)	(D)	BB
763	Watch, clock, and jewelry repair	—	—	—	—	—
764	Reupholstery and furniture repair	3	(D)	(D)	(D)	AA
769	Miscellaneous repair and related services	8	(D)	(D)	(D)	BB

Table 5. Summary Statistics for Firms Subject to Federal Income Tax for Places With 350 Establishments or More: 1992 — Con.

[Includes only establishments with payroll. For meaning of abbreviations and symbols, see introductory text. For explanation of terms and comparability of 1987 and 1992 censuses, see appendix A. For information on geographic areas followed by ▲, see appendix F]

SIC code	Geographic area and kind of business or operation	Establishments (number)	Receipts (\$1,000)	Annual payroll (\$1,000)	First-quarter payroll (\$1,000)	Paid employees for pay period including March 12 (number)
	JOHNSON CITY ▲—Con.					
78, 79, 84	Amusement and recreation services, including motion pictures and museums	32	7 852	1 485	363	225
781, 2	Motion picture production, distribution, and services	3	(D)	(D)	(D)	AA
783	Motion picture theaters	2	(D)	(D)	(D)	BB
784	Video tape rental	9	2 451	430	105	64
792	Theatrical producers (except motion picture), bands, orchestras, and entertainers	2	—	—	—	—
793	Bowling centers	—	(D)	(D)	(D)	AA
79 ex. 792, 3; 84	Commercial sports and other amusement and recreation services, including museums	16	(D)	(D)	(D)	CC
80	Health services	160	162 542	71 030	14 709	2 215
801	Offices and clinics of doctors of medicine	77	77 859	42 658	8 252	905
802	Offices and clinics of dentists	33	9 381	3 021	654	156
803	Offices and clinics of doctors of osteopathy	—	—	—	—	—
804	Offices and clinics of other health practitioners	31	(D)	(D)	(D)	BB
805	Nursing and personal care facilities	1	(D)	(D)	(D)	CC
806	Hospitals	3	(D)	(D)	(D)	FF
807, 8, 9	Other health services	15	(D)	(D)	(D)	EE
81	Legal services	44	(D)	(D)	(D)	CC
823, 4, 9	Selected educational services	—	—	—	—	—
83	Social services	18	3 084	1 188	258	131
835	Child day care services	12	1 742	735	177	98
832, 3, 6, 9	Other social services	6	1 342	453	81	33
87 ex. 8733	Engineering, accounting, research, management, and related services (except noncommercial research organizations)	50	18 832	7 143	1 581	288
871	Engineering, architectural, and surveying services	18	(D)	(D)	(D)	CC
872	Accounting, auditing, and bookkeeping services	22	(D)	(D)	(D)	CC
873 ex. 8733	Research, development, and testing services (except noncommercial research organizations)	1	(D)	(D)	(D)	AA
874	Management and public relations services	9	(D)	(D)	(D)	BB
89	Services, n.e.c.	1	(D)	(D)	(D)	AA
	KINGSPORT ▲					
	Total	554	357 882	151 712	32 158	6 158
70 ex. 704	Hotels, rooming houses, camps, and other lodging places (except membership lodging)	9	8 264	2 058	495	216
7011	Hotels and motels	9	8 264	2 058	495	216
7011 pt.	Hotels	3	3 499	819	183	85
7011 pt.	Motels, motor hotels, and tourist courts	6	4 765	1 239	312	131
702, 3	Other lodging places	—	—	—	—	—
72	Personal services	69	20 280	10 018	1 733	592
721	Laundry, cleaning, and garment services	20	11 116	6 469	941	309
7211	Power laundries, family and commercial*	—	—	—	—	—
7213	Linen supply*	—	—	—	—	—
7215	Coin-operated laundries and drycleaning	7	(D)	(D)	(D)	BB
7216	Drycleaning plants, except rug cleaning*	6	(D)	(D)	(D)	BB
7217	Carpet and upholstery cleaning	1	(D)	(D)	(D)	AA
7218	Industrial laundrers*	3	(D)	(D)	(D)	CC
7212, 9	Other laundry, cleaning, and garment services*	3	(D)	(D)	(D)	AA
722	Photographic studios, portrait	4	865	170	36	26
723, 4	Beauty and barber shops	29	3 219	1 279	316	124
723	Beauty shops	29	3 219	1 279	316	124
724	Barber shops	—	—	—	—	—
725	Shoe repair shops and shoeshine parlors	1	(D)	(D)	(D)	AA
726	Funeral service and crematories	5	(D)	(D)	(D)	CC
729	Miscellaneous personal services	10	(D)	(D)	(D)	BB
73	Business services	61	41 403	17 781	3 750	944
731	Advertising	4	(D)	(D)	(D)	AA
732	Consumer credit reporting agencies, mercantile reporting agencies, and adjustment and collection agencies	3	3 821	1 323	178	44
733	Mailing, reproduction, commercial art and photography, and stenographic services	8	1 229	354	69	21
734	Services to dwellings and other buildings	14	6 340	1 684	246	85
735	Miscellaneous equipment rental and leasing	7	4 334	1 009	236	52
736	Personnel supply services	7	(D)	(D)	(D)	FF
737	Computer programming, data processing, and other computer related services	7	3 812	963	250	32
7371, 2, 3	Computer programming, prepackaged software, and integrated systems	3	(D)	(D)	(D)	AA
7374, 5, 6	Data processing services	1	(D)	(D)	(D)	AA
7377, 8, 9	Computer rental and leasing, maintenance, and related services, n.e.c.	3	(D)	(D)	(D)	BB
738	Miscellaneous business services	11	(D)	(D)	(D)	CC

Table 5. Summary Statistics for Firms Subject to Federal Income Tax for Places With 350 Establishments or More: 1992 — Con.

[Includes only establishments with payroll. For meaning of abbreviations and symbols, see introductory text. For explanation of terms and comparability of 1987 and 1992 censuses, see appendix A. For information on geographic areas followed by ▲, see appendix F]

SIC code	Geographic area and kind of business or operation	Establishments (number)	Receipts (\$1,000)	Annual payroll (\$1,000)	First-quarter payroll (\$1,000)	Paid employees for pay period including March 12 (number)
KINGSPORT ▲—Con.						
75	Automotive repair, services, and parking -----	53	12 245	3 009	747	247
751	Automotive rental and leasing, without drivers -----	6	2 320	252	44	12
752	Automobile parking -----	—	—	—	—	—
753	Automotive repair shops -----	38	8 642	2 243	549	169
7532	Top, body, and upholstery repair shops and paint shops -----	9	2 404	762	187	69
7538	General automotive repair shops -----	22	4 265	885	226	68
7533, 4, 6, 7, 9	Other automotive repair shops -----	7	1 973	596	136	32
754	Automotive services, except repair -----	9	1 283	514	154	66
76	Miscellaneous repair services -----	20	4 531	1 344	384	89
762	Electrical repair shops -----	7	(D)	(D)	(D)	BB
7622	Radio and television repair shops -----	1	(D)	(D)	(D)	AA
7623, 9	Other electrical and electronic repair shops -----	6	(D)	(D)	(D)	BB
763	Watch, clock, and jewelry repair -----	—	—	—	—	—
764	Reupholstery and furniture repair -----	4	(D)	(D)	(D)	AA
769	Miscellaneous repair and related services -----	9	(D)	(D)	(D)	BB
78, 79, 84	Amusement and recreation services, including motion pictures and museums -----	25	9 162	2 659	578	253
781, 2	Motion picture production, distribution, and services -----	—	—	—	—	—
783	Motion picture theaters -----	3	(D)	(D)	(D)	BB
784	Video tape rental -----	5	1 453	241	57	38
792	Theatrical producers (except motion picture), bands, orchestras, and entertainers -----	—	—	—	—	—
793	Bowling centers -----	2	(D)	(D)	(D)	BB
79 ex. 792, 3, 84	Commercial sports and other amusement and recreation services, including museums -----	15	5 460	2 030	425	162
80	Health services -----	201	230 410	103 649	22 114	3 253
801	Offices and clinics of doctors of medicine -----	108	95 787	54 435	10 729	937
802	Offices and clinics of dentists -----	44	15 548	6 061	1 246	285
803	Offices and clinics of doctors of osteopathy -----	—	—	—	—	—
804	Offices and clinics of other health practitioners -----	24	5 245	1 257	354	79
805	Nursing and personal care facilities -----	2	(D)	(D)	(D)	EE
806	Hospitals -----	3	(D)	(D)	(D)	GG
807, 8, 9	Other health services -----	20	(D)	(D)	(D)	FF
81	Legal services -----	55	17 116	5 307	1 072	218
823, 4, 9	Selected educational services -----	1	(D)	(D)	(D)	AA
83	Social services -----	13	(D)	(D)	(D)	CC
835	Child day care services -----	7	(D)	(D)	(D)	BB
832, 3, 6, 9	Other social services -----	6	(D)	(D)	(D)	BB
87 ex. 8733	Engineering, accounting, research, management, and related services (except noncommercial research organizations) -----	46	11 322	4 610	979	211
871	Engineering, architectural, and surveying services -----	14	4 044	1 626	357	65
872	Accounting, auditing, and bookkeeping services -----	21	5 006	2 295	472	100
873 ex. 8733	Research, development, and testing services (except noncommercial research organizations) -----	1	(D)	(D)	(D)	AA
874	Management and public relations services -----	10	(D)	(D)	(D)	BB
89	Services, n.e.c. -----	1	(D)	(D)	(D)	AA
KNOXVILLE						
	Total -----	2 217	1 335 980	556 255	118 569	24 417
70 ex. 704	Hotels, rooming houses, camps, and other lodging places (except membership lodging) -----	44	(D)	(D)	(D)	GG
7011	Hotels and motels -----	40	51 379	13 295	3 156	1 397
7011 pt.	Hotels -----	17	40 085	11 064	2 609	1 145
7011 pt.	Hotels, 25 guestrooms or more -----	16	(D)	(D)	(D)	GG
7011 pt.	Hotels, less than 25 guestrooms -----	1	(D)	(D)	(D)	BB
7011 pt.	Motels, motor hotels, and tourist courts -----	23	11 294	2 231	547	252
7011 pt.	Motels, tourist courts -----	21	(D)	(D)	(D)	CC
7011 pt.	Motor hotels -----	2	(D)	(D)	(D)	AA
702, 3	Other lodging places -----	4	(D)	(D)	(D)	AA
702	Rooming and boarding houses -----	—	—	—	—	—
703	Camps and recreational vehicle parks -----	4	(D)	(D)	(D)	AA

Table 5. Summary Statistics for Firms Subject to Federal Income Tax for Places With 350 Establishments or More: 1992 — Con.

[Includes only establishments with payroll. For meaning of abbreviations and symbols, see introductory text. For explanation of terms and comparability of 1987 and 1992 censuses, see appendix A. For information on geographic areas followed by ▲, see appendix F]

SIC code	Geographic area and kind of business or operation	Establishments (number)	Receipts (\$1,000)	Annual payroll (\$1,000)	First-quarter payroll (\$1,000)	Paid employees for pay period including March 12 (number)
KNOXVILLE — Con.						
72	Personal services	226	65 357	25 627	6 134	2 185
721	Laundry, cleaning, and garment services	64	29 889	11 380	2 661	974
7211	Power laundries, family and commercial*	—	—	—	—	—
7213	Linen supply*	7	(D)	(D)	(D)	EE
7215	Coin-operated laundries and drycleaning	12	2 818	582	145	69
7216	Drycleaning plants, except rug cleaning*	25	8 411	3 565	795	334
7217	Carpet and upholstery cleaning	7	1 575	459	107	37
7218	Industrial launderers*	4	(D)	(D)	(D)	CC
7212, 9	Other laundry, cleaning, and garment services*	9	(D)	(D)	(D)	CC
7212	Garment pressing, and agents for laundries and drycleaners	6	654	180	56	29
7219	Laundry and garment services, n.e.c.*	3	(D)	(D)	(D)	BB
722	Photographic studios, portrait	18	3 636	993	230	108
723, 4	Beauty and barber shops	94	15 644	7 705	1 875	590
723	Beauty shops	87	14 826	7 384	1 786	564
724	Barber shops	7	818	321	89	26
725	Shoe repair shops and shoeshine parlors	6	(D)	(D)	(D)	AA
726	Funeral service and crematories	14	9 793	3 463	705	126
729	Miscellaneous personal services	30	(D)	(D)	(D)	EE
7291	Tax return preparation services	7	(D)	(D)	(D)	CC
7299	Miscellaneous personal services, n.e.c.	23	(D)	(D)	(D)	CC
73	Business services	362	254 908	104 508	24 185	7 766
731	Advertising	26	36 783	10 180	2 423	502
7311	Advertising agencies	20	19 532	5 259	1 159	150
7312	Outdoor advertising services	3	(D)	(D)	(D)	BB
7313	Radio, television, publishers' advertising representatives	2	(D)	(D)	(D)	BB
7319	Advertising, n.e.c.	1	(D)	(D)	(D)	CC
732	Consumer credit reporting agencies, mercantile reporting agencies, and adjustment and collection agencies	14	(D)	(D)	(D)	CC
7322	Adjustment and collection services	13	(D)	(D)	(D)	CC
7323	Credit reporting services	1	(D)	(D)	(D)	BB
733	Mailing, reproduction, commercial art and photography, and stenographic services	31	9 961	2 862	629	180
7331	Direct mail advertising services	3	(D)	(D)	(D)	AA
7334	Photocopying and duplicating services	8	4 771	1 284	295	101
7335, 6	Commercial photography, art, and graphics	13	2 573	754	177	43
7335	Commercial photography	3	726	123	32	9
7336	Commercial art and graphic design	10	1 847	631	145	34
7338	Secretarial and court reporting services	7	(D)	(D)	(D)	BB
734	Services to dwellings and other buildings	75	32 981	12 933	2 868	1 390
7342	Disinfecting and pest control services	17	8 895	3 653	796	181
7349	Building cleaning and maintenance services, n.e.c.	58	24 086	9 280	2 072	1 209
735	Miscellaneous equipment rental and leasing	42	32 204	8 332	1 974	410
7352	Medical equipment rental and leasing	7	7 070	2 347	587	104
7353	Heavy construction equipment rental and leasing	5	3 089	635	147	42
7359	Equipment rental and leasing, n.e.c.	30	22 045	5 350	1 240	264
736	Personnel supply services	29	48 509	34 317	7 702	2 829
7361	Employment agencies	10	3 393	709	177	66
7363	Help supply services	19	45 116	33 608	7 525	2 763
7363 pt.	Temporary help supply	18	(D)	(D)	(D)	GG
7363 pt.	Help supply, except temporary	1	(D)	(D)	(D)	FF
737	Computer programming, data processing, and other computer related services	51	25 947	8 527	2 162	335
7371, 2, 3	Computer programming, prepackaged software, and integrated systems	26	14 237	4 745	1 241	169
7371	Computer programming services	13	4 686	2 072	573	60
7372	Prepackaged software	7	5 360	1 325	308	56
7373	Computer integrated systems	6	4 191	1 348	360	53
7374, 5, 6	Data processing services	9	4 987	1 865	439	106
7374, 5	Computer processing, information retrieval	8	(D)	(D)	(D)	CC
7376	Computer facilities management services	1	(D)	(D)	(D)	AA
7377, 8, 9	Computer rental and leasing, maintenance, and related services, n.e.c.	16	6 723	1 917	482	60
7377	Computer rental and leasing	—	—	—	—	—
7378	Computer maintenance and repair	9	4 241	895	263	34
7379	Computer related services, n.e.c.	7	2 482	1 022	219	26
738	Miscellaneous business services	94	(D)	(D)	(D)	GG
7381, 2	Detective agencies and protective services	27	(D)	(D)	(D)	FF
7381	Detective, guard, and armored car services	22	8 873	5 653	1 391	682
7382	Security systems services	5	(D)	(D)	(D)	CC
7383	News syndicates	1	(D)	(D)	(D)	AA
7384	Photofinishing laboratories*	11	(D)	(D)	(D)	BB
7389	Business services, n.e.c.	55	35 100	13 002	2 987	1 035
7389 pt.	Sign painting shops	7	2 501	850	191	46
7389 pt.	Interior designing	5	(D)	(D)	(D)	BB
7389 pt.	Telephone answering services	3	(D)	(D)	(D)	BB
7389 pt.	Other business services	40	29 256	11 228	2 578	898

Table 5. Summary Statistics for Firms Subject to Federal Income Tax for Places With 350 Establishments or More: 1992 — Con.

[Includes only establishments with payroll. For meaning of abbreviations and symbols, see introductory text. For explanation of terms and comparability of 1987 and 1992 censuses, see appendix A. For information on geographic areas followed by ▲, see appendix F]

SIC code	Geographic area and kind of business or operation	Establishments (number)	Receipts (\$1,000)	Annual payroll (\$1,000)	First-quarter payroll (\$1,000)	Paid employees for pay period including March 12 (number)
KNOXVILLE — Con.						
75	Automotive repair, services, and parking	217	90 223	18 881	4 256	1 214
751	Automotive rental and leasing, without drivers	17	41 702	4 809	1 137	227
7513	Truck rental and leasing, without drivers	12	40 504	4 498	1 072	213
7514, 5	Passenger car rental and leasing	5	1 198	311	65	14
7514	Passenger car rental	5	1 198	311	65	14
7515	Passenger car leasing	—	—	—	—	—
7519	Utility trailer and recreational vehicle rental	—	—	—	—	—
752	Automobile parking	57	(D)	(D)	(D)	BB
753	Automotive repair shops	118	32 752	9 543	2 125	545
7532	Top, body, and upholstery repair shops and paint shops	31	10 370	2 845	635	189
7532 pt.	Top and body repair shops	27	8 792	2 416	521	159
7532 pt.	Paint shops	4	1 578	429	114	30
7538	General automotive repair shops	49	10 019	2 827	616	156
7538 pt.	General automotive repair shops, except diesel	45	8 724	2 354	528	131
7538 pt.	Diesel repair shops	4	1 295	473	88	25
7533, 4, 6, 7, 9	Other automotive repair shops	38	12 363	3 871	874	200
7533	Automotive exhaust system repair shops	6	1 364	486	107	23
7534	Tire retreading and repair shops	2	(D)	(D)	(D)	AA
7536	Automotive glass replacement shops	3	(D)	(D)	(D)	AA
7537	Automotive transmission repair shops	7	(D)	(D)	(D)	BB
7539	Automotive repair shops, n.e.c.	20	(D)	(D)	(D)	CC
7539 pt.	Radiator repair	3	1 177	336	77	20
7539 pt.	Brake, front end, and wheel alignment	11	2 707	985	239	55
7539 pt.	Automotive electrical and fuel system services	5	(D)	(D)	(D)	BB
7539 pt.	Other automotive repair shops, n.e.c.	1	(D)	(D)	(D)	AA
754	Automotive services, except repair	25	(D)	(D)	(D)	EE
7542	Carwashes	14	(D)	(D)	(D)	CC
7549	Automotive services, except repair and carwashes	11	5 430	1 900	454	145
76	Miscellaneous repair services	86	36 684	11 700	2 731	583
762	Electrical repair shops	39	16 723	6 480	1 577	336
7622	Radio and television repair shops	14	(D)	(D)	(D)	BB
7623, 9	Other electrical and electronic repair shops	25	(D)	(D)	(D)	CC
7623	Refrigeration and air-conditioning service and repair shops	7	(D)	(D)	(D)	BB
7629	Electrical and electronic repair shops, n.e.c.	18	(D)	(D)	(D)	CC
763	Watch, clock, and jewelry repair	3	(D)	(D)	(D)	AA
764	Reupholstery and furniture repair	6	(D)	(D)	(D)	AA
769	Miscellaneous repair and related services	38	(D)	(D)	(D)	CC
7692	Welding repair	2	(D)	(D)	(D)	AA
7694	Armature rewinding shops	4	(D)	(D)	(D)	BB
7699	Repair shops and related services, n.e.c.	32	(D)	(D)	(D)	CC
78, 79, 84	Amusement and recreation services, including motion pictures and museums	100	42 178	9 879	2 271	1 030
781, 2	Motion picture production, distribution, and services	5	(D)	(D)	(D)	BB
783	Motion picture theaters	9	(D)	(D)	(D)	CC
7832	Motion picture theaters, except drive-in	9	(D)	(D)	(D)	CC
7833	Drive-in motion picture theaters	—	—	—	—	—
784	Video tape rental	21	5 098	1 117	306	153
792	Theatrical producers (except motion picture), bands, orchestras, and entertainers	4	1 673	286	47	13
7922	Theatrical producers (except motion picture) and miscellaneous theatrical services	2	(D)	(D)	(D)	AA
7929	Bands, orchestras, actors, and other entertainers and entertainment groups	2	(D)	(D)	(D)	AA
793	Bowling centers	5	1 464	503	132	54
79 ex. 792, 3, 84	Commercial sports and other amusement and recreation services, including museums	56	21 141	5 963	1 327	582
794	Commercial sports	2	(D)	(D)	(D)	AA
7941	Professional sports clubs, managers, promoters	1	(D)	(D)	(D)	AA
7948	Racing, including track operation	1	(D)	(D)	(D)	AA
79 ex. 792, 3, 4, 84	Other amusement and recreation services, including museums	54	(D)	(D)	(D)	FF
791	Dance studios, schools, and halls	5	788	301	69	23
7991	Physical fitness facilities	10	(D)	(D)	(D)	CC
7992	Public golf courses	1	(D)	(D)	(D)	AA
7993	Coin-operated amusement devices	13	2 414	619	176	51
7996	Amusement parks	1	(D)	(D)	(D)	AA
7997	Membership sports and recreation clubs	10	(D)	(D)	(D)	CC
7999, 84	Amusement and recreation services, including museums, n.e.c.	14	1 896	575	158	79
7999 pt.	Concession operators of amusement devices and rides	—	—	—	—	—
7999 pt.	Carnivals, circuses, and fairs	—	—	—	—	—
7999 pt., 84	Other recreation and amusements, including museums	14	1 896	575	158	79

Table 5. Summary Statistics for Firms Subject to Federal Income Tax for Places With 350 Establishments or More: 1992 — Con.

[Includes only establishments with payroll. For meaning of abbreviations and symbols, see introductory text. For explanation of terms and comparability of 1987 and 1992 censuses, see appendix A. For information on geographic areas followed by ▲, see appendix F]

SIC code	Geographic area and kind of business or operation	Establishments (number)	Receipts (\$1,000)	Annual payroll (\$1,000)	First-quarter payroll (\$1,000)	Paid employees for pay period including March 12 (number)
KNOXVILLE — Con.						
80	Health services -----	658	499 050	257 484	50 855	5 937
801	Offices and clinics of doctors of medicine -----	348	329 582	189 821	37 275	3 081
8011 pt.	Offices of doctors of medicine -----	342	320 092	186 496	36 439	2 934
8011 pt.	General medical clinics -----	6	9 490	3 325	836	147
802	Offices and clinics of dentists -----	139	50 304	16 758	3 532	692
803	Offices and clinics of doctors of osteopathy -----	1	(D)	(D)	(D)	AA
804	Offices and clinics of other health practitioners -----	99	29 806	12 773	2 616	458
8041	Offices and clinics of chiropractors -----	28	8 454	3 618	814	143
8042	Offices and clinics of optometrists -----	14	4 843	1 021	192	53
8043	Offices and clinics of podiatrists -----	13	(D)	(D)	(D)	BB
8049	Offices and clinics of health practitioners, n.e.c. -----	44	(D)	(D)	(D)	CC
805	Nursing and personal care facilities -----	7	(D)	(D)	(D)	FF
8051	Skilled nursing care facilities -----	5	(D)	(D)	(D)	EE
8052	Intermediate care facilities -----	1	(D)	(D)	(D)	CC
8059	Nursing and personal care facilities, n.e.c. -----	1	(D)	(D)	(D)	AA
806	Hospitals -----	1	(D)	(D)	(D)	BB
8062	General medical and surgical hospitals -----	1	(D)	(D)	(D)	BB
8063, 9	Specialty hospitals -----	-	-	-	-	-
807, 8, 9	Other health services -----	63	(D)	(D)	(D)	GG
807	Medical and dental laboratories -----	24	24 887	10 756	2 133	261
8071	Medical laboratories -----	13	22 338	9 809	1 905	214
8072	Dental laboratories -----	11	2 549	947	228	47
808	Home health care services -----	20	32 918	13 712	2 021	560
809	Miscellaneous health and allied services, n.e.c. -----	19	(D)	(D)	(D)	CC
8092	Kidney dialysis centers -----	-	-	-	-	-
8093	Specialty outpatient facilities, n.e.c. -----	9	2 749	1 023	226	24
8099	Health and allied services, n.e.c. -----	10	(D)	(D)	(D)	CC
81	Legal services -----	187	133 350	44 806	9 746	1 421
823, 4, 9	Selected educational services -----	17	2 595	925	231	79
823	Libraries -----	-	-	-	-	-
824	Vocational schools -----	5	(D)	(D)	(D)	BB
829	Schools and educational services, n.e.c. -----	12	(D)	(D)	(D)	BB
83	Social services -----	42	12 804	5 506	1 167	447
835	Child day care services -----	29	4 302	1 950	397	220
832, 3, 6, 9	Other social services -----	13	8 502	3 556	770	227
87 ex. 8733	Engineering, accounting, research, management, and related services (except noncommercial research organizations) -----	272	144 948	62 802	13 685	2 319
871	Engineering, architectural, and surveying services -----	99	(D)	(D)	(D)	FF
8711	Engineering services -----	57	(D)	(D)	(D)	FF
8712	Architectural services -----	36	(D)	(D)	(D)	EE
8713	Surveying services -----	6	(D)	(D)	(D)	BB
872	Accounting, auditing, and bookkeeping services -----	106	(D)	(D)	(D)	FF
873 ex. 8733	Research, development, and testing services (except noncommercial research organizations) -----	10	(D)	(D)	(D)	CC
8731	Commercial physical and biological research -----	2	(D)	(D)	(D)	AA
8732	Commercial economic, sociological, and educational research -----	5	(D)	(D)	(D)	BB
8734	Testing laboratories -----	3	(D)	(D)	(D)	BB
874	Management and public relations services -----	57	(D)	(D)	(D)	FF
8741	Management services -----	26	(D)	(D)	(D)	EE
8742	Management consulting services -----	17	(D)	(D)	(D)	CC
8743	Public relations services -----	5	(D)	(D)	(D)	BB
8744	Facilities support management services -----	-	-	-	-	-
8748	Business consulting services, n.e.c. -----	9	(D)	(D)	(D)	BB
89	Services, n.e.c. -----	6	(D)	(D)	(D)	BB
MEMPHIS						
	Total -----	4 726	3 599 403	1 298 529	292 978	61 841
70 ex. 704	Hotels, rooming houses, camps, and other lodging places (except membership lodging) -----	117	(D)	(D)	(D)	II
7011	Hotels and motels -----	115	196 860	54 406	12 830	5 098
7011 pt.	Hotels -----	61	160 787	46 175	11 010	4 277
7011 pt.	Hotels, 25 guestrooms or more -----	52	(D)	(D)	(D)	HH
7011 pt.	Hotels, less than 25 guestrooms -----	9	(D)	(D)	(D)	BB
7011 pt.	Motels, motor hotels, and tourist courts -----	54	36 073	8 231	1 820	821
7011 pt.	Motels, tourist courts -----	48	32 326	7 505	1 655	724
7011 pt.	Motor hotels -----	6	3 747	726	165	97
702, 3	Other lodging places -----	2	(D)	(D)	(D)	AA
702	Rooming and boarding houses -----	1	(D)	(D)	(D)	AA
703	Camps and recreational vehicle parks -----	1	(D)	(D)	(D)	AA

Table 5. Summary Statistics for Firms Subject to Federal Income Tax for Places With 350 Establishments or More: 1992 — Con.

[Includes only establishments with payroll. For meaning of abbreviations and symbols, see introductory text. For explanation of terms and comparability of 1987 and 1992 censuses, see appendix A. For information on geographic areas followed by ▲, see appendix F]

SIC code	Geographic area and kind of business or operation	Establishments (number)	Receipts (\$1,000)	Annual payroll (\$1,000)	First-quarter payroll (\$1,000)	Paid employees for pay period including March 12 (number)
MEMPHIS—Con.						
72	Personal services	510	150 746	61 670	14 788	4 867
721	Laundry, cleaning, and garment services	168	66 235	26 243	6 212	2 161
7211	Power laundries, family and commercial*	10	3 945	1 561	399	183
7213	Linen supply*	2	(D)	(D)	(D)	CC
7215	Coin-operated laundries and drycleaning	26	3 030	579	134	73
7216	Drycleaning plants, except rug cleaning*	82	24 604	10 538	2 533	1 088
7217	Carpet and upholstery cleaning	20	4 039	1 710	396	151
7218	Industrial launderers*	5	(D)	(D)	(D)	EE
7212, 9	Other laundry, cleaning, and garment services*	23	(D)	(D)	(D)	CC
7212	Garment pressing, and agents for laundries and drycleaners	9	1 989	674	169	66
7219	Laundry and garment services, n.e.c.*	14	(D)	(D)	(D)	BB
722	Photographic studios, portrait	35	17 508	9 921	2 219	431
723, 4	Beauty and barber shops	212	33 991	17 048	4 010	1 267
723	Beauty shops	200	(D)	(D)	(D)	GG
724	Barber shops	12	(D)	(D)	(D)	BB
725	Shoe repair shops and shoeshine parlors	13	1 296	281	62	28
726	Funeral service and crematories	21	19 139	4 640	1 119	326
729	Miscellaneous personal services	61	12 577	3 537	1 166	654
7291	Tax return preparation services	14	(D)	(D)	(D)	EE
7299	Miscellaneous personal services, n.e.c.	47	(D)	(D)	(D)	CC
73	Business services	885	833 668	332 866	80 041	23 381
731	Advertising	72	77 291	24 591	6 560	882
7311	Advertising agencies	54	(D)	(D)	(D)	FF
7312	Outdoor advertising services	6	(D)	(D)	(D)	BB
7313	Radio, television, publishers' advertising representatives	5	(D)	(D)	(D)	BB
7319	Advertising, n.e.c.	7	(D)	(D)	(D)	CC
732	Consumer credit reporting agencies, mercantile reporting agencies, and adjustment and collection agencies	32	30 863	12 779	2 929	620
7322	Adjustment and collection services	26	(D)	(D)	(D)	EE
7323	Credit reporting services	6	(D)	(D)	(D)	CC
733	Mailing, reproduction, commercial art and photography, and stenographic services	82	78 217	23 116	4 313	707
7331	Direct mail advertising services	10	35 931	11 722	1 656	235
7334	Photocopying and duplicating services	15	9 443	2 563	656	154
7335, 6	Commercial photography, art, and graphics	41	27 347	5 767	1 246	215
7335	Commercial photography	12	(D)	(D)	(D)	BB
7336	Commercial art and graphic design	29	(D)	(D)	(D)	CC
7338	Secretarial and court reporting services	16	5 496	3 064	755	103
734	Services to dwellings and other buildings	136	57 861	28 138	6 554	3 286
7342	Disinfecting and pest control services	36	17 814	6 994	1 507	347
7349	Building cleaning and maintenance services, n.e.c.	100	40 047	21 144	5 047	2 939
735	Miscellaneous equipment rental and leasing	71	74 931	16 695	4 515	719
7352	Medical equipment rental and leasing	11	(D)	(D)	(D)	BB
7353	Heavy construction equipment rental and leasing	10	(D)	(D)	(D)	BB
7359	Equipment rental and leasing, n.e.c.	50	59 175	13 403	3 644	591
736	Personnel supply services	102	117 533	84 240	20 498	9 026
7361	Employment agencies	37	10 027	5 077	1 202	286
7363	Help supply services	65	107 506	79 163	19 296	8 740
7363 pt.	Temporary help supply	54	83 339	59 001	14 333	7 180
7363 pt.	Help supply, except temporary	11	24 167	20 162	4 963	1 560
737	Computer programming, data processing, and other computer related services	135	190 564	65 125	15 431	2 061
7371, 2, 3	Computer programming, prepackaged software, and integrated systems	68	93 873	37 861	8 669	981
7371	Computer programming services	44	31 592	17 786	3 856	490
7372	Prepackaged software	13	15 962	5 394	1 323	142
7373	Computer integrated systems	11	46 319	14 681	3 490	349
7374, 5, 6	Data processing services	24	39 993	14 212	3 223	509
7374, 5	Computer processing, information retrieval	20	(D)	(D)	(D)	EE
7376	Computer facilities management services	4	(D)	(D)	(D)	CC
7377, 8, 9	Computer rental and leasing, maintenance, and related services, n.e.c.	43	56 698	13 052	3 539	571
7377	Computer rental and leasing	3	(D)	(D)	(D)	AA
7378	Computer maintenance and repair	26	37 811	9 820	2 773	463
7379	Computer related services, n.e.c.	14	(D)	(D)	(D)	BB
738	Miscellaneous business services	255	206 408	78 182	19 241	6 080
7381, 2	Detective agencies and protective services	78	62 183	35 315	8 397	3 055
7381	Detective, guard, and armored car services	64	45 528	29 829	7 002	2 787
7382	Security systems services	14	16 655	5 486	1 395	268
7383	News syndicates	2	(D)	(D)	(D)	AA
7384	Photofinishing laboratories*	23	16 444	4 003	986	220
7389	Business services, n.e.c.	152	(D)	(D)	(D)	HH
7389 pt.	Sign painting shops	5	(D)	(D)	(D)	BB
7389 pt.	Interior designing	12	(D)	(D)	(D)	BB
7389 pt.	Telephone answering services	6	(D)	(D)	(D)	FF
7389 pt.	Other business services	129	(D)	(D)	(D)	GG

Table 5. Summary Statistics for Firms Subject to Federal Income Tax for Places With 350 Establishments or More: 1992 — Con.

[Includes only establishments with payroll. For meaning of abbreviations and symbols, see introductory text. For explanation of terms and comparability of 1987 and 1992 censuses, see appendix A. For information on geographic areas followed by ▲, see appendix F]

SIC code	Geographic area and kind of business or operation	Establishments (number)	Receipts (\$1,000)	Annual payroll (\$1,000)	First-quarter payroll (\$1,000)	Paid employees for pay period including March 12 (number)
MEMPHIS—Con.						
75	Automotive repair, services, and parking	558	288 095	55 140	12 948	3 052
751	Automotive rental and leasing, without drivers	55	138 138	15 812	4 014	790
7513	Truck rental and leasing, without drivers	30	79 790	8 770	2 221	415
7514, 5	Passenger car rental and leasing	24	(D)	(D)	(D)	EE
7514	Passenger car rental	20	(D)	(D)	(D)	EE
7515	Passenger car leasing	4	(D)	(D)	(D)	BB
7519	Utility trailer and recreational vehicle rental	1	(D)	(D)	(D)	AA
752	Automobile parking	92	13 577	1 478	371	179
753	Automotive repair shops	345	122 350	34 035	7 733	1 672
7532	Top, body, and upholstery repair shops and paint shops	89	42 163	12 454	2 735	563
7532 pt.	Top and body repair shops	77	(D)	(D)	(D)	EE
7532 pt.	Paint shops	12	(D)	(D)	(D)	BB
7538	General automotive repair shops	146	43 034	10 860	2 645	645
7538 pt.	General automotive repair shops, except diesel	128	30 375	8 211	1 968	523
7538 pt.	Diesel repair shops	18	12 659	2 649	677	122
7533, 4, 6, 7, 9	Other automotive repair shops	110	37 153	10 721	2 353	464
7533	Automotive exhaust system repair shops	15	4 798	1 287	272	66
7534	Tire retreading and repair shops	5	2 879	736	155	31
7536	Automotive glass replacement shops	21	(D)	(D)	(D)	BB
7537	Automotive transmission repair shops	31	(D)	(D)	(D)	CC
7539	Automotive repair shops, n.e.c.	38	10 403	3 046	708	145
7539 pt.	Radiator repair	11	(D)	(D)	(D)	BB
7539 pt.	Brake, front end, and wheel alignment	16	(D)	(D)	(D)	BB
7539 pt.	Automotive electrical and fuel system services	8	(D)	(D)	(D)	BB
7539 pt.	Other automotive repair shops, n.e.c.	3	(D)	(D)	(D)	AA
754	Automotive services, except repair	66	14 030	3 815	830	411
7542	Carwashes	34	7 032	1 949	435	263
7549	Automotive services, except repair and carwashes	32	6 998	1 866	395	148
76	Miscellaneous repair services	204	114 101	40 963	9 295	1 703
762	Electrical repair shops	66	46 825	17 043	3 937	782
7622	Radio and television repair shops	25	(D)	(D)	(D)	CC
7623, 9	Other electrical and electronic repair shops	41	(D)	(D)	(D)	FF
7623	Refrigeration and air-conditioning service and repair shops	11	(D)	(D)	(D)	BB
7629	Electrical and electronic repair shops, n.e.c.	30	(D)	(D)	(D)	FF
763	Watch, clock, and jewelry repair	7	514	83	20	7
764	Reupholstery and furniture repair	24	3 170	1 190	269	86
769	Miscellaneous repair and related services	107	63 592	22 647	5 069	828
7692	Welding repair	4	2 518	809	150	33
7694	Armature rewinding shops	9	(D)	(D)	(D)	BB
7699	Repair shops and related services, n.e.c.	94	(D)	(D)	(D)	FF
78, 79, 84	Amusement and recreation services, including motion pictures and museums	177	158 370	24 097	5 127	1 938
781, 2	Motion picture production, distribution, and services	22	66 669	3 472	778	163
783	Motion picture theaters	12	7 598	1 314	367	187
7832	Motion picture theaters, except drive-in	10	(D)	(D)	(D)	CC
7833	Drive-in motion picture theaters	2	(D)	(D)	(D)	BB
784	Video tape rental	30	11 101	1 846	453	220
792	Theatrical producers (except motion picture), bands, orchestras, and entertainers	16	10 286	1 119	191	27
7922	Theatrical producers (except motion picture) and miscellaneous theatrical services	5	(D)	(D)	(D)	AA
7929	Bands, orchestras, actors, and other entertainers and entertainment groups	11	(D)	(D)	(D)	BB
793	Bowling centers	5	2 827	940	233	98
79 ex. 792, 3, 4; 84	Commercial sports and other amusement and recreation services, including museums	92	59 889	15 406	3 105	1 243
794	Commercial sports	4	2 412	298	30	6
7941	Professional sports clubs, managers, promoters	4	2 412	298	30	6
7948	Racing, including track operation	—	—	—	—	—
79 ex. 792, 3, 4; 84	Other amusement and recreation services, including museums	88	57 477	15 108	3 075	1 237
791	Dance studios, schools, and halls	12	1 353	463	120	45
7991	Physical fitness facilities	16	7 276	1 958	491	239
7992	Public golf courses	2	(D)	(D)	(D)	AA
7993	Coin-operated amusement devices	18	4 115	901	203	58
7996	Amusement parks	3	(D)	(D)	(D)	BB
7997	Membership sports and recreation clubs	6	(D)	(D)	(D)	CC
7999, 84	Amusement and recreation services, including museums, n.e.c.	31	26 524	6 262	1 313	566
7999 pt.	Concession operators of amusement devices and rides	—	—	—	—	—
7999 pt.	Carnivals, circuses, and fairs	—	—	—	—	—
7999 pt., 84	Other recreation and amusements, including museums	31	26 524	6 262	1 313	566

Table 5. Summary Statistics for Firms Subject to Federal Income Tax for Places With 350 Establishments or More: 1992 — Con.

[Includes only establishments with payroll. For meaning of abbreviations and symbols, see introductory text. For explanation of terms and comparability of 1987 and 1992 censuses, see appendix A. For information on geographic areas followed by ▲, see appendix F]

SIC code	Geographic area and kind of business or operation	Establishments (number)	Receipts (\$1,000)	Annual payroll (\$1,000)	First-quarter payroll (\$1,000)	Paid employees for pay period including March 12 (number)
MEMPHIS—Con.						
80	Health services	1 191	968 725	433 361	88 453	11 699
801	Offices and clinics of doctors of medicine	632	572 990	303 683	58 077	5 156
8011 pt.	Offices of doctors of medicine	617	(D)	(D)	(D)	HH
8011 pt.	General medical clinics	15	(D)	(D)	(D)	CC
802	Offices and clinics of dentists	319	83 590	27 977	6 165	1 259
803	Offices and clinics of doctors of osteopathy	1	(D)	(D)	(D)	AA
804	Offices and clinics of other health practitioners	108	31 320	8 960	1 880	449
8041	Offices and clinics of chiropractors	17	4 256	1 034	237	59
8042	Offices and clinics of optometrists	38	14 034	3 686	728	203
8043	Offices and clinics of podiatrists	11	3 557	1 027	188	45
8049	Offices and clinics of health practitioners, n.e.c.	42	9 473	3 213	727	142
805	Nursing and personal care facilities	21	49 851	20 466	4 799	1 579
8051	Skilled nursing care facilities	12	32 656	15 184	3 520	1 237
8052	Intermediate care facilities	7	(D)	(D)	(D)	EE
8059	Nursing and personal care facilities, n.e.c.	2	(D)	(D)	(D)	AA
806	Hospitals	2	(D)	(D)	(D)	FF
8062	General medical and surgical hospitals	1	(D)	(D)	(D)	EE
8063, 9	Specialty hospitals	1	(D)	(D)	(D)	EE
807, 8, 9	Other health services	108	(D)	(D)	(D)	GG
807	Medical and dental laboratories	42	67 397	18 919	4 160	724
8071	Medical laboratories	21	(D)	(D)	(D)	FF
8072	Dental laboratories	21	(D)	(D)	(D)	CC
808	Home health care services	28	89 953	30 025	7 200	1 398
809	Miscellaneous health and allied services, n.e.c.	38	(D)	(D)	(D)	EE
8092	Kidney dialysis centers	1	(D)	(D)	(D)	AA
8093	Specialty outpatient facilities, n.e.c.	17	9 294	3 338	824	145
8099	Health and allied services, n.e.c.	20	(D)	(D)	(D)	CC
81	Legal services	382	234 515	86 521	18 463	2 158
823, 4, 9	Selected educational services	32	10 200	3 491	870	285
823	Libraries	—	—	—	—	—
824	Vocational schools	14	(D)	(D)	(D)	CC
829	Schools and educational services, n.e.c.	18	(D)	(D)	(D)	CC
83	Social services	98	21 758	8 852	1 994	939
835	Child day care services	72	13 724	6 131	1 332	703
832, 3, 6, 9	Other social services	26	8 034	2 721	662	236
87 ex. 8733	Engineering, accounting, research, management, and related services (except noncommercial research organizations)	557	613 318	193 919	47 499	6 613
871	Engineering, architectural, and surveying services	144	239 136	57 320	13 677	1 703
8711	Engineering services	73	199 550	42 270	9 857	1 176
8712	Architectural services	60	(D)	(D)	(D)	EE
8713	Surveying services	11	(D)	(D)	(D)	BB
872	Accounting, auditing, and bookkeeping services	198	115 335	44 040	10 869	1 618
873 ex. 8733	Research, development, and testing services (except noncommercial research organizations)	33	41 705	17 352	4 776	696
8731	Commercial physical and biological research	3	(D)	(D)	(D)	AA
8732	Commercial economic, sociological, and educational research	17	(D)	(D)	(D)	EE
8734	Testing laboratories	13	30 063	10 821	2 687	405
874	Management and public relations services	182	217 142	75 207	18 177	2 596
8741	Management services	65	115 282	42 386	10 488	1 621
8742	Management consulting services	77	85 552	26 132	5 960	698
8743	Public relations services	9	(D)	(D)	(D)	BB
8744	Facilities support management services	7	(D)	(D)	(D)	CC
8748	Business consulting services, n.e.c.	24	2 938	1 054	200	40
89	Services, n.e.c.	15	(D)	(D)	(D)	CC
MURFREESBORO						
	Total	465	201 084	83 288	18 413	4 423
70 ex. 704	Hotels, rooming houses, camps, and other lodging places (except membership lodging)	14	(D)	(D)	(D)	EE
7011	Hotels and motels	11	(D)	(D)	(D)	EE
7011 pt.	Hotels	3	(D)	(D)	(D)	CC
7011 pt.	Motels, motor hotels, and tourist courts	8	(D)	(D)	(D)	CC
702, 3	Other lodging places	3	(D)	(D)	(D)	BB

Table 5. Summary Statistics for Firms Subject to Federal Income Tax for Places With 350 Establishments or More: 1992 — Con.

[Includes only establishments with payroll. For meaning of abbreviations and symbols, see introductory text. For explanation of terms and comparability of 1987 and 1992 censuses, see appendix A. For information on geographic areas followed by ▲, see appendix F.]

SIC code	Geographic area and kind of business or operation	Establishments (number)	Receipts (\$1,000)	Annual payroll (\$1,000)	First-quarter payroll (\$1,000)	Paid employees for pay period including March 12 (number)
MURFREESBORO—Con.						
72	Personal services	56	11 540	3 623	841	279
721	Laundry, cleaning, and garment services	17	3 200	1 056	256	118
7211	Power laundries, family and commercial*	—	—	—	—	—
7213	Linen supply*	—	—	—	—	—
7215	Coin-operated laundries and drycleaning	4	(D)	(D)	(D)	AA
7216	Drycleaning plants, except rug cleaning*	9	(D)	(D)	(D)	BB
7217	Carpet and upholstery cleaning	1	(D)	(D)	(D)	AA
7218	Industrial laundriers*	—	—	—	—	—
7212, 9	Other laundry, cleaning, and garment services*	3	(D)	(D)	(D)	AA
722	Photographic studios, portrait	7	(D)	(D)	(D)	BB
723, 4	Beauty and barber shops	19	1 924	729	164	70
723	Beauty shops	19	1 924	729	164	70
724	Barber shops	—	—	—	—	—
725	Shoe repair shops and shoeshine parlors	—	—	—	—	—
726	Funeral service and crematories	3	3 585	1 018	194	29
729	Miscellaneous personal services	10	(D)	(D)	(D)	BB
73	Business services	66	20 107	9 207	1 910	882
731	Advertising	3	(D)	(D)	(D)	AA
732	Consumer credit reporting agencies, mercantile reporting agencies, and adjustment and collection agencies	3	491	213	47	19
733	Mailing, reproduction, commercial art and photography, and stenographic services	7	(D)	(D)	(D)	BB
734	Services to dwellings and other buildings	17	2 489	880	179	69
735	Miscellaneous equipment rental and leasing	8	(D)	(D)	(D)	BB
736	Personnel supply services	9	(D)	(D)	(D)	FF
737	Computer programming, data processing, and other computer related services	5	944	213	67	14
7371, 2, 3	Computer programming, prepackaged software, and integrated systems	4	(D)	(D)	(D)	AA
7374, 5, 6	Data processing services	1	(D)	(D)	(D)	AA
7377, 8, 9	Computer rental and leasing, maintenance, and related services, n.e.c.	—	—	—	—	—
738	Miscellaneous business services	14	(D)	(D)	(D)	BB
75	Automotive repair, services, and parking	56	(D)	(D)	(D)	CC
751	Automotive rental and leasing, without drivers	5	(D)	(D)	(D)	AA
752	Automobile parking	—	—	—	—	—
753	Automotive repair shops	42	(D)	(D)	(D)	CC
7532	Top, body, and upholstery repair shops and paint shops	8	(D)	(D)	(D)	BB
7538	General automotive repair shops	18	(D)	(D)	(D)	BB
7533, 4, 6, 7, 9	Other automotive repair shops	16	(D)	(D)	(D)	BB
754	Automotive services, except repair	9	(D)	(D)	(D)	BB
76	Miscellaneous repair services	12	3 736	807	203	50
762	Electrical repair shops	5	1 469	268	58	15
7622	Radio and television repair shops	3	(D)	(D)	(D)	AA
7623, 9	Other electrical and electronic repair shops	2	(D)	(D)	(D)	AA
763	Watch, clock, and jewelry repair	—	—	—	—	—
764	Reupholstery and furniture repair	—	—	—	—	—
769	Miscellaneous repair and related services	7	2 267	539	145	35
78, 79, 84	Amusement and recreation services, including motion pictures and museums	28	(D)	(D)	(D)	CC
781, 2	Motion picture production, distribution, and services	1	(D)	(D)	(D)	AA
783	Motion picture theaters	3	(D)	(D)	(D)	BB
784	Video tape rental	6	(D)	(D)	(D)	BB
792	Theatrical producers (except motion picture), bands, orchestras, and entertainers	—	—	—	—	—
793	Bowling centers	2	(D)	(D)	(D)	BB
79 ex. 792, 3, 84	Commercial sports and other amusement and recreation services, including museums	16	3 474	963	195	103
80	Health services	135	96 528	47 920	10 416	1 642
801	Offices and clinics of doctors of medicine	50	40 816	21 377	4 174	435
802	Offices and clinics of dentists	36	10 832	3 348	711	154
803	Offices and clinics of doctors of osteopathy	1	(D)	(D)	(D)	AA
804	Offices and clinics of other health practitioners	31	26 419	14 558	3 594	544
805	Nursing and personal care facilities	4	(D)	(D)	(D)	EE
806	Hospitals	—	—	—	—	—
807, 8, 9	Other health services	13	(D)	(D)	(D)	CC
81	Legal services	42	(D)	(D)	(D)	CC
823, 4, 9	Selected educational services	3	(D)	(D)	(D)	AA
83	Social services	15	(D)	(D)	(D)	CC
835	Child day care services	13	(D)	(D)	(D)	CC
832, 3, 6, 9	Other social services	2	(D)	(D)	(D)	AA

Table 5. Summary Statistics for Firms Subject to Federal Income Tax for Places With 350 Establishments or More: 1992 — Con.

[Includes only establishments with payroll. For meaning of abbreviations and symbols, see introductory text. For explanation of terms and comparability of 1987 and 1992 censuses, see appendix A. For information on geographic areas followed by ▲, see appendix F]

SIC code	Geographic area and kind of business or operation	Establishments (number)	Receipts (\$1,000)	Annual payroll (\$1,000)	First-quarter payroll (\$1,000)	Paid employees for pay period including March 12 (number)
MURFREESBORO—Con.						
87 ex. 8733	Engineering, accounting, research, management, and related services (except noncommercial research organizations) -----	36	19 398	9 810	2 237	459
871	Engineering, architectural, and surveying services -----	8	4 951	2 350	424	61
872	Accounting, auditing, and bookkeeping services -----	15	(D)	(D)	(D)	BB
873 ex. 8733	Research, development, and testing services (except noncommercial research organizations) -----	2	(D)	(D)	(D)	AA
874	Management and public relations services -----	11	8 945	4 947	1 214	287
89	Services, n.e.c. -----	2	(D)	(D)	(D)	AA
NASHVILLE-DAVIDSON ▲						
Total -----		5 450	4 709 599	1 623 427	351 771	73 038
70 ex. 704	Hotels, rooming houses, camps, and other lodging places (except membership lodging) -----	146	380 369	100 080	23 084	9 095
7011	Hotels and motels -----	139	(D)	(D)	(D)	II
7011 pt.	Hotels -----	65	(D)	(D)	(D)	II
7011 pt.	Hotels, 25 guestrooms or more -----	63	325 432	88 251	20 512	7 744
7011 pt.	Hotels, less than 25 guestrooms -----	2	(D)	(D)	(D)	AA
7011 pt.	Motels, motor hotels, and tourist courts -----	74	(D)	(D)	(D)	GG
7011 pt.	Motels, tourist courts -----	61	(D)	(D)	(D)	FF
7011 pt.	Motor hotels -----	13	12 358	2 387	529	293
702, 3	Other lodging places -----	7	(D)	(D)	(D)	BB
702	Rooming and boarding houses -----	2	(D)	(D)	(D)	AA
703	Camps and recreational vehicle parks -----	5	6 257	1 419	232	90
72	Personal services -----	505	145 282	52 024	12 213	4 455
721	Laundry, cleaning, and garment services -----	169	74 289	26 865	6 137	2 039
7211	Power laundries, family and commercial* -----	11	(D)	(D)	(D)	BB
7213	Linen supply* -----	3	(D)	(D)	(D)	CC
7215	Coin-operated laundries and drycleaning -----	29	(D)	(D)	(D)	CC
7216	Drycleaning plants, except rug cleaning* -----	62	(D)	(D)	(D)	FF
7217	Carpet and upholstery cleaning -----	27	(D)	(D)	(D)	EE
7218	Industrial launderers* -----	10	28 658	10 438	2 428	495
7212, 9	Other laundry, cleaning, and garment services* -----	27	(D)	(D)	(D)	BB
7212	Garment pressing, and agents for laundries and drycleaners -----	8	(D)	(D)	(D)	BB
7219	Laundry and garment services, n.e.c.* -----	19	(D)	(D)	(D)	BB
722	Photographic studios, portrait -----	42	(D)	(D)	(D)	CC
723, 4	Beauty and barber shops -----	201	31 200	13 825	3 343	1 132
723	Beauty shops -----	187	27 863	12 586	3 054	1 051
724	Barber shops -----	14	3 337	1 239	289	81
725	Shoe repair shops and shoeshine parlors -----	15	(D)	(D)	(D)	BB
726	Funeral service and crematories -----	19	15 325	3 514	823	200
729	Miscellaneous personal services -----	59	15 249	5 568	1 385	868
7291	Tax return preparation services -----	13	3 715	1 513	681	478
7299	Miscellaneous personal services, n.e.c. -----	46	11 534	4 055	704	390
73	Business services -----	1 042	945 726	344 895	82 704	21 436
731	Advertising -----	78	72 832	28 357	6 108	734
7311	Advertising agencies -----	61	(D)	(D)	(D)	FF
7312	Outdoor advertising services -----	4	(D)	(D)	(D)	BB
7313	Radio, television, publishers' advertising representatives -----	5	(D)	(D)	(D)	BB
7319	Advertising, n.e.c. -----	8	(D)	(D)	(D)	BB
732	Consumer credit reporting agencies, mercantile reporting agencies, and adjustment and collection agencies -----	30	29 538	10 772	3 060	520
7322	Adjustment and collection services -----	21	18 173	9 154	2 680	430
7323	Credit reporting services -----	9	11 365	1 618	380	90
733	Mailing, reproduction, commercial art and photography, and stenographic services -----	128	(D)	(D)	(D)	FF
7331	Direct mail advertising services -----	17	(D)	(D)	(D)	CC
7334	Photocopying and duplicating services -----	23	(D)	(D)	(D)	EE
7335, 6	Commercial photography, art, and graphics -----	70	17 617	4 747	989	209
7335	Commercial photography -----	16	(D)	(D)	(D)	BB
7336	Commercial art and graphic design -----	54	(D)	(D)	(D)	CC
7338	Secretarial and court reporting services -----	18	4 201	1 490	408	83
734	Services to dwellings and other buildings -----	162	56 259	25 700	6 035	2 298
7342	Disinfecting and pest control services -----	32	(D)	(D)	(D)	EE
7349	Building cleaning and maintenance services, n.e.c. -----	130	(D)	(D)	(D)	GG
735	Miscellaneous equipment rental and leasing -----	99	(D)	(D)	(D)	FF
7352	Medical equipment rental and leasing -----	11	(D)	(D)	(D)	BB
7353	Heavy construction equipment rental and leasing -----	9	(D)	(D)	(D)	BB
7359	Equipment rental and leasing, n.e.c. -----	79	(D)	(D)	(D)	FF
736	Personnel supply services -----	94	131 990	91 084	21 929	8 821
7361	Employment agencies -----	33	(D)	(D)	(D)	FF
7363	Help supply services -----	61	(D)	(D)	(D)	II
7363 pt.	Temporary help supply -----	46	(D)	(D)	(D)	II
7363 pt.	Help supply, except temporary -----	15	17 730	15 420	3 640	1 433

Table 5. Summary Statistics for Firms Subject to Federal Income Tax for Places With 350 Establishments or More: 1992 — Con.

[Includes only establishments with payroll. For meaning of abbreviations and symbols, see introductory text. For explanation of terms and comparability of 1987 and 1992 censuses, see appendix A. For information on geographic areas followed by ▲, see appendix F]

SIC code	Geographic area and kind of business or operation	Establishments (number)	Receipts (\$1,000)	Annual payroll (\$1,000)	First-quarter payroll (\$1,000)	Paid employees for pay period including March 12 (number)
NASHVILLE-DAVIDSON ▲—Con.						
73	Business services—Con.					
737	Computer programming, data processing, and other computer related services -----	139	181 073	64 020	16 112	1 839
7371, 2, 3	Computer programming, prepackaged software, and integrated systems -----	70	(D)	(D)	(D)	GG
7371	Computer programming services -----	42	53 139	25 162	6 085	573
7372	Prepackaged software -----	12	(D)	(D)	(D)	CC
7373	Computer integrated systems -----	16	25 770	7 326	2 116	265
7374, 5, 6	Data processing services -----	27	61 595	17 896	4 555	606
7374, 5	Computer processing, information retrieval -----	25	(D)	(D)	(D)	FF
7376	Computer facilities management services -----	2	(D)	(D)	(D)	BB
7377, 8, 9	Computer rental and leasing, maintenance, and related services, n.e.c. -----	42	(D)	(D)	(D)	CC
7377	Computer rental and leasing -----	2	(D)	(D)	(D)	AA
7378	Computer maintenance and repair -----	21	(D)	(D)	(D)	CC
7379	Computer related services, n.e.c. -----	19	(D)	(D)	(D)	BB
738	Miscellaneous business services -----	312	342 583	91 257	21 759	5 764
7381, 2	Detective agencies and protective services -----	55	(D)	(D)	(D)	HH
7381	Detective, guard, and armored car services -----	43	(D)	(D)	(D)	HH
7382	Security systems services -----	12	18 483	6 595	1 678	277
7383	News syndicates -----	8	7 474	2 623	645	118
7384	Photofinishing laboratories* -----	18	(D)	(D)	(D)	CC
7389	Business services, n.e.c. -----	231	271 809	53 776	12 760	2 734
7389 pt.	Sign painting shops -----	6	3 569	872	190	47
7389 pt.	Interior designing -----	23	(D)	(D)	(D)	BB
7389 pt.	Telephone answering services -----	7	4 267	1 658	385	109
7389 pt.	Other business services -----	195	(D)	(D)	(D)	HH
75	Automotive repair, services, and parking -----	513	261 210	55 330	12 750	3 374
751	Automotive rental and leasing, without drivers -----	46	(D)	(D)	(D)	FF
7513	Truck rental and leasing, without drivers -----	24	(D)	(D)	(D)	CC
7514, 5	Passenger car rental and leasing -----	21	73 132	11 554	2 622	616
7514	Passenger car rental -----	18	(D)	(D)	(D)	FF
7515	Passenger car leasing -----	3	(D)	(D)	(D)	AA
7519	Utility trailer and recreational vehicle rental -----	1	(D)	(D)	(D)	AA
752	Automobile parking -----	118	(D)	(D)	(D)	EE
753	Automotive repair shops -----	276	(D)	(D)	(D)	GG
7532	Top, body, and upholstery repair shops and paint shops -----	69	(D)	(D)	(D)	EE
7532 pt.	Top and body repair shops -----	57	26 618	7 946	1 903	369
7532 pt.	Paint shops -----	12	(D)	(D)	(D)	BB
7538	General automotive repair shops -----	132	(D)	(D)	(D)	FF
7538 pt.	General automotive repair shops, except diesel -----	116	(D)	(D)	(D)	EE
7538 pt.	Diesel repair shops -----	16	(D)	(D)	(D)	CC
7533, 4, 6, 7, 9	Other automotive repair shops -----	75	26 120	7 408	1 732	411
7533	Automotive exhaust system repair shops -----	10	3 311	889	206	40
7534	Tire retreading and repair shops -----	4	937	312	71	14
7536	Automotive glass replacement shops -----	11	6 712	1 834	445	120
7537	Automotive transmission repair shops -----	20	4 830	1 346	335	71
7539	Automotive repair shops, n.e.c. -----	30	10 330	3 027	675	166
7539 pt.	Radiator repair -----	6	(D)	(D)	(D)	BB
7539 pt.	Brake, front end, and wheel alignment -----	16	7 101	2 213	497	106
7539 pt.	Automotive electrical and fuel system services -----	7	1 811	439	94	20
7539 pt.	Other automotive repair shops, n.e.c. -----	1	(D)	(D)	(D)	AA
754	Automotive services, except repair -----	73	(D)	(D)	(D)	FF
7542	Carwashes -----	24	(D)	(D)	(D)	EE
7549	Automotive services, except repair and carwashes -----	49	14 639	3 345	837	318
76	Miscellaneous repair services -----	186	105 080	33 949	7 947	1 454
762	Electrical repair shops -----	72	(D)	(D)	(D)	FF
7622	Radio and television repair shops -----	28	(D)	(D)	(D)	CC
7623, 9	Other electrical and electronic repair shops -----	44	(D)	(D)	(D)	FF
7623	Refrigeration and air-conditioning service and repair shops -----	9	(D)	(D)	(D)	BB
7629	Electrical and electronic repair shops, n.e.c. -----	35	(D)	(D)	(D)	EE
763	Watch, clock, and jewelry repair -----	2	(D)	(D)	(D)	AA
764	Reupholstery and furniture repair -----	18	3 282	1 364	303	97
769	Miscellaneous repair and related services -----	94	48 256	14 704	3 370	623
7692	Welding repair -----	6	1 424	561	131	28
7694	Armature rewinding shops -----	5	5 741	2 099	462	80
7699	Repair shops and related services, n.e.c. -----	83	41 091	12 044	2 777	515
78, 79, 84	Amusement and recreation services, including motion pictures and museums -----	521	683 983	159 167	24 742	6 674
781, 2	Motion picture production, distribution, and services -----	70	(D)	(D)	(D)	FF
783	Motion picture theaters -----	13	(D)	(D)	(D)	CC
7832	Motion picture theaters, except drive-in -----	13	(D)	(D)	(D)	CC
7833	Drive-in motion picture theaters -----	-	-	-	-	-
784	Video tape rental -----	49	(D)	(D)	(D)	EE
792	Theatrical producers (except motion picture), bands, orchestras, and entertainers -----	246	377 619	93 841	11 825	2 015
7922	Theatrical producers (except motion picture) and miscellaneous theatrical services -----	88	(D)	(D)	(D)	FF
7929	Bands, orchestras, actors, and other entertainers and entertainment groups -----	158	(D)	(D)	(D)	GG
793	Bowling centers -----	11	(D)	(D)	(D)	CC

Table 5. Summary Statistics for Firms Subject to Federal Income Tax for Places With 350 Establishments or More: 1992 — Con.

[Includes only establishments with payroll. For meaning of abbreviations and symbols, see introductory text. For explanation of terms and comparability of 1987 and 1992 censuses, see appendix A. For information on geographic areas followed by ▲, see appendix F]

SIC code	Geographic area and kind of business or operation	Establishments (number)	Receipts (\$1,000)	Annual payroll (\$1,000)	First-quarter payroll (\$1,000)	Paid employees for pay period including March 12 (number)
NASHVILLE-DAVIDSON ▲—Con.						
78, 79, 84	Amusement and recreation services, including motion pictures and museums—Con.					
79 ex. 792, 3, 84	Commercial sports and other amusement and recreation services, including museums	132	(D)	(D)	(D)	HH
794	Commercial sports	10	6 329	1 256	274	83
7941	Professional sports clubs, managers, promoters	3	(D)	(D)	(D)	BB
7948	Racing, including track operation	7	(D)	(D)	(D)	BB
79 ex. 792, 3, 4; 84	Other amusement and recreation services, including museums	122	(D)	(D)	(D)	HH
791	Dance studios, schools, and halls	16	(D)	(D)	(D)	BB
7991	Physical fitness facilities	24	12 638	3 449	766	239
7992	Public golf courses	4	4 236	1 349	207	81
7993	Coin-operated amusement devices	18	(D)	(D)	(D)	BB
7996	Amusement parks	2	(D)	(D)	(D)	GG
7997	Membership sports and recreation clubs	16	(D)	(D)	(D)	CC
7999, 84	Amusement and recreation services, including museums, n.e.c.	42	(D)	(D)	(D)	CC
7999 pt.	Concession operators of amusement devices and rides	2	(D)	(D)	(D)	AA
7999 pt.	Carnivals, circuses, and fairs	1	(D)	(D)	(D)	AA
7999 pt., 84	Other recreation and amusements, including museums	39	(D)	(D)	(D)	CC
80	Health services	1 234	1 296 030	534 627	112 859	15 853
801	Offices and clinics of doctors of medicine	636	531 268	263 901	50 352	4 320
8011 pt.	Offices of doctors of medicine	613	477 577	250 381	47 364	3 875
8011 pt.	General medical clinics	23	53 691	13 520	2 988	445
802	Offices and clinics of dentists	259	77 855	25 471	5 713	1 199
803	Offices and clinics of doctors of osteopathy	1	(D)	(D)	(D)	AA
804	Offices and clinics of other health practitioners	147	36 183	10 935	2 312	509
8041	Offices and clinics of chiropractors	53	(D)	(D)	(D)	CC
8042	Offices and clinics of optometrists	37	8 663	2 478	573	130
8043	Offices and clinics of podiatrists	15	(D)	(D)	(D)	BB
8049	Offices and clinics of health practitioners, n.e.c.	42	11 949	4 847	1 045	194
805	Nursing and personal care facilities	21	46 951	20 720	4 795	1 489
8051	Skilled nursing care facilities	13	33 559	14 303	3 331	897
8052	Intermediate care facilities	7	(D)	(D)	(D)	FF
8059	Nursing and personal care facilities, n.e.c.	1	(D)	(D)	(D)	AA
806	Hospitals	8	(D)	(D)	(D)	HH
8062	General medical and surgical hospitals	3	(D)	(D)	(D)	HH
8063, 9	Specialty hospitals	5	(D)	(D)	(D)	GG
807, 8, 9	Other health services	162	(D)	(D)	(D)	HH
807	Medical and dental laboratories	71	(D)	(D)	(D)	GG
8071	Medical laboratories	40	(D)	(D)	(D)	GG
8072	Dental laboratories	31	6 613	3 229	682	140
808	Home health care services	42	57 952	26 516	5 463	1 543
809	Miscellaneous health and allied services, n.e.c.	49	(D)	(D)	(D)	FF
8092	Kidney dialysis centers	8	(D)	(D)	(D)	EE
8093	Specialty outpatient facilities, n.e.c.	27	(D)	(D)	(D)	FF
8099	Health and allied services, n.e.c.	14	(D)	(D)	(D)	CC
81	Legal services	380	257 904	77 764	19 003	2 441
823, 4, 9	Selected educational services	44	(D)	(D)	(D)	FF
823	Libraries	—	—	—	—	—
824	Vocational schools	14	13 591	6 554	1 434	257
829	Schools and educational services, n.e.c.	30	(D)	(D)	(D)	EE
83	Social services	151	37 557	15 512	3 520	1 364
835	Child day care services	112	(D)	(D)	(D)	GG
832, 3, 6, 9	Other social services	39	(D)	(D)	(D)	EE
87 ex. 8733	Engineering, accounting, research, management, and related services (except noncommercial research organizations)	684	536 571	222 014	46 849	5 885
871	Engineering, architectural, and surveying services	203	228 926	92 668	20 692	2 460
8711	Engineering services	122	(D)	(D)	(D)	GG
8712	Architectural services	69	(D)	(D)	(D)	FF
8713	Surveying services	12	(D)	(D)	(D)	BB
872	Accounting, auditing, and bookkeeping services	183	(D)	(D)	(D)	GG
873 ex. 8733	Research, development, and testing services (except noncommercial research organizations)	23	(D)	(D)	(D)	EE
8731	Commercial physical and biological research	6	(D)	(D)	(D)	BB
8732	Commercial economic, sociological, and educational research	10	(D)	(D)	(D)	CC
8734	Testing laboratories	7	(D)	(D)	(D)	BB
874	Management and public relations services	275	182 038	80 639	14 308	1 765
8741	Management services	81	(D)	(D)	(D)	FF
8742	Management consulting services	108	(D)	(D)	(D)	EE
8743	Public relations services	35	19 090	7 142	1 562	215
8744	Facilities support management services	6	(D)	(D)	(D)	EE
8748	Business consulting services, n.e.c.	45	11 795	4 342	858	143
89	Services, n.e.c.	44	(D)	(D)	(D)	EE

Table 5. Summary Statistics for Firms Subject to Federal Income Tax for Places With 350 Establishments or More: 1992 — Con.

[Includes only establishments with payroll. For meaning of abbreviations and symbols, see introductory text. For explanation of terms and comparability of 1987 and 1992 censuses, see appendix A. For information on geographic areas followed by ▲, see appendix F]

SIC code	Geographic area and kind of business or operation	Establishments (number)	Receipts (\$1,000)	Annual payroll (\$1,000)	First-quarter payroll (\$1,000)	Paid employees for pay period including March 12 (number)
	OAK RIDGE ▲					
	Total	350	1 161 821	441 478	103 103	12 006
70 ex. 704	Hotels, rooming houses, camps, and other lodging places (except membership lodging)	7	8 359	1 830	413	228
7011	Hotels and motels	7	8 359	1 830	413	228
7011 pt.	Hotels	3	(D)	(D)	(D)	CC
7011 pt.	Motels, motor hotels, and tourist courts	4	(D)	(D)	(D)	BB
702, 3	Other lodging places	—	—	—	—	—
72	Personal services	40	5 957	2 419	549	208
721	Laundry, cleaning, and garment services	5	942	367	76	51
7211	Power laundries, family and commercial*	—	—	—	—	—
7213	Linen supply*	—	—	—	—	—
7215	Coin-operated laundries and drycleaning	1	(D)	(D)	(D)	AA
7216	Drycleaning plants, except rug cleaning*	3	(D)	(D)	(D)	BB
7217	Carpet and upholstery cleaning	1	(D)	(D)	(D)	AA
7218	Industrial laundriers*	—	—	—	—	—
7212, 9	Other laundry, cleaning, and garment services*	—	—	—	—	—
722	Photographic studios, portrait	5	817	204	46	17
723, 4	Beauty and barber shops	24	2 526	1 257	294	104
723	Beauty shops	23	(D)	(D)	(D)	CC
724	Barber shops	1	(D)	(D)	(D)	AA
725	Shoe repair shops and shoeshine parlors	1	(D)	(D)	(D)	AA
726	Funeral service and crematories	2	(D)	(D)	(D)	AA
729	Miscellaneous personal services	3	(D)	(D)	(D)	BB
73	Business services	48	45 220	25 583	6 148	1 111
731	Advertising	1	(D)	(D)	(D)	AA
732	Consumer credit reporting agencies, mercantile reporting agencies, and adjustment and collection agencies	3	648	268	67	17
733	Mailing, reproduction, commercial art and photography, and stenographic services	1	(D)	(D)	(D)	AA
734	Services to dwellings and other buildings	14	3 216	1 583	331	160
735	Miscellaneous equipment rental and leasing	5	1 544	382	83	23
736	Personnel supply services	3	(D)	(D)	(D)	EE
737	Computer programming, data processing, and other computer related services	13	25 323	12 634	2 891	386
7371, 2, 3	Computer programming, prepackaged software, and integrated systems	9	(D)	(D)	(D)	EE
7374, 5, 6	Data processing services	—	—	—	—	—
7377, 8, 9	Computer rental and leasing, maintenance, and related services, n.e.c.	4	(D)	(D)	(D)	BB
738	Miscellaneous business services	8	(D)	(D)	(D)	BB
75	Automotive repair, services, and parking	18	5 036	1 548	293	77
751	Automotive rental and leasing, without drivers	—	—	—	—	—
752	Automobile parking	—	—	—	—	—
753	Automotive repair shops	17	(D)	(D)	(D)	BB
7532	Top, body, and upholstery repair shops and paint shops	6	3 004	996	181	44
7538	General automotive repair shops	7	1 418	415	83	22
7533, 4, 6, 7, 9	Other automotive repair shops	4	(D)	(D)	(D)	AA
754	Automotive services, except repair	1	(D)	(D)	(D)	AA
76	Miscellaneous repair services	5	(D)	(D)	(D)	AA
762	Electrical repair shops	2	(D)	(D)	(D)	AA
7622	Radio and television repair shops	2	(D)	(D)	(D)	AA
7623, 9	Other electrical and electronic repair shops	—	—	—	—	—
763	Watch, clock, and jewelry repair	—	—	—	—	—
764	Reupholstery and furniture repair	1	(D)	(D)	(D)	AA
769	Miscellaneous repair and related services	2	(D)	(D)	(D)	AA
78, 79, 84	Amusement and recreation services, including motion pictures and museums	16	2 652	668	141	98
781, 2	Motion picture production, distribution, and services	—	—	—	—	—
783	Motion picture theaters	1	(D)	(D)	(D)	AA
784	Video tape rental	4	(D)	(D)	(D)	AA
792	Theatrical producers (except motion picture), bands, orchestras, and entertainers	—	—	—	—	—
793	Bowling centers	—	—	—	—	—
79 ex. 792, 3, 84	Commercial sports and other amusement and recreation services, including museums	11	1 635	467	104	73
80	Health services	110	69 858	38 386	7 233	938
801	Offices and clinics of doctors of medicine	50	44 955	28 557	5 063	428
802	Offices and clinics of dentists	31	9 606	3 526	719	147
803	Offices and clinics of doctors of osteopathy	—	—	—	—	—
804	Offices and clinics of other health practitioners	17	4 363	1 260	333	73
805	Nursing and personal care facilities	2	(D)	(D)	(D)	CC
806	Hospitals	—	—	—	—	—
807, 8, 9	Other health services	10	(D)	(D)	(D)	BB
81	Legal services	10	3 231	879	189	52
823, 4, 9	Selected educational services	2	(D)	(D)	(D)	AA

Table 5. Summary Statistics for Firms Subject to Federal Income Tax for Places With 350 Establishments or More: 1992 — Con.

[Includes only establishments with payroll. For meaning of abbreviations and symbols, see introductory text. For explanation of terms and comparability of 1987 and 1992 censuses, see appendix A. For information on geographic areas followed by ▲, see appendix F]

SIC code	Geographic area and kind of business or operation	Establishments (number)	Receipts (\$1,000)	Annual payroll (\$1,000)	First-quarter payroll (\$1,000)	Paid employees for pay period including March 12 (number)
	OAK RIDGE ▲—Con.					
83	Social services	9	1 176	483	139	69
835	Child day care services	5	477	201	61	40
832, 3, 6, 9	Other social services	4	699	282	78	29
87 ex. 8733	Engineering, accounting, research, management, and related services (except noncommercial research organizations)	75	1 000 273	363 119	86 691	9 057
871	Engineering, architectural, and surveying services	39	(D)	(D)	(D)	GG
872	Accounting, auditing, and bookkeeping services	7	1 058	516	120	28
873 ex. 8733	Research, development, and testing services (except noncommercial research organizations)	14	(D)	(D)	(D)	II
874	Management and public relations services	15	15 913	8 211	1 895	240
89	Services, n.e.c.	10	(D)	(D)	(D)	CC

Table 6. Summary Statistics for Firms Subject to Federal Income Tax for Counties With 350 Establishments or More: 1992

[Includes only establishments with payroll. For meaning of abbreviations and symbols, see introductory text. For explanation of terms and comparability of 1987 and 1992 censuses, see appendix A. For information on geographic areas followed by ▲, see appendix F]

SIC code	Geographic area and kind of business or operation	Establishments (number)	Receipts (\$1,000)	Annual payroll (\$1,000)	First-quarter payroll (\$1,000)	Paid employees for pay period including March 12 (number)
	ANDERSON COUNTY					
	Total	508	1 229 472	457 116	106 854	13 122
70 ex. 704	Hotels, rooming houses, camps, and other lodging places (except membership lodging)	15	(D)	(D)	(D)	EE
7011	Hotels and motels	14	10 478	2 250	504	288
7011 pt.	Hotels	5	(D)	(D)	(D)	CC
7011 pt.	Motels, motor hotels, and tourist courts	9	(D)	(D)	(D)	CC
702, 3	Other lodging places	1	(D)	(D)	(D)	AA
72	Personal services	60	8 647	3 018	701	260
721	Laundry, cleaning, and garment services	8	1 194	486	108	64
7211	Power laundries, family and commercial*	—	—	—	—	—
7213	Linen supply*	—	—	—	—	—
7215	Coin-operated laundries and drycleaning	2	(D)	(D)	(D)	AA
7216	Drycleaning plants, except rug cleaning*	5	829	377	74	48
7217	Carpet and upholstery cleaning	1	(D)	(D)	(D)	AA
7218	Industrial launderers*	—	—	—	—	—
7212, 9	Other laundry, cleaning, and garment services*	—	—	—	—	—
722	Photographic studios, portrait	6	942	228	46	17
723, 4	Beauty and barber shops	34	2 956	1 429	331	123
723	Beauty shops	32	(D)	(D)	(D)	CC
724	Barber shops	2	(D)	(D)	(D)	AA
725	Shoe repair shops and shoeshine parlors	2	(D)	(D)	(D)	AA
726	Funeral service and crematories	7	2 917	553	147	32
729	Miscellaneous personal services	3	(D)	(D)	(D)	BB
73	Business services	66	47 858	26 359	6 354	1 181
731	Advertising	3	(D)	(D)	(D)	AA
732	Consumer credit reporting agencies, mercantile reporting agencies, and adjustment and collection agencies	3	648	268	67	17
733	Mailing, reproduction, commercial art and photography, and stenographic services	3	(D)	(D)	(D)	AA
734	Services to dwellings and other buildings	21	3 552	1 644	353	179
735	Miscellaneous equipment rental and leasing	7	1 865	417	91	26
736	Personnel supply services	4	(D)	(D)	(D)	EE
737	Computer programming, data processing, and other computer related services	15	25 150	12 565	2 874	388
7371, 2, 3	Computer programming, prepackaged software, and integrated systems	10	(D)	(D)	(D)	EE
7374, 5, 6	Data processing services	—	—	—	—	—
7377, 8, 9	Computer rental and leasing, maintenance, and related services, n.e.c.	5	(D)	(D)	(D)	BB
738	Miscellaneous business services	10	(D)	(D)	(D)	BB

Table 6. Summary Statistics for Firms Subject to Federal Income Tax for Counties With 350 Establishments or More: 1992 — Con.

[Includes only establishments with payroll. For meaning of abbreviations and symbols, see introductory text. For explanation of terms and comparability of 1987 and 1992 censuses, see appendix A. For information on geographic areas followed by ▲, see appendix F]

SIC code	Geographic area and kind of business or operation	Establishments (number)	Receipts (\$1,000)	Annual payroll (\$1,000)	First-quarter payroll (\$1,000)	Paid employees for pay period including March 12 (number)
ANDERSON COUNTY—Con.						
75	Automotive repair, services, and parking	30	8 309	2 352	496	129
751	Automotive rental and leasing, without drivers	2	(D)	(D)	(D)	AA
752	Automobile parking	—	—	—	—	—
753	Automotive repair shops	25	7 263	2 162	461	115
7532	Top, body, and upholstery repair shops and paint shops	10	5 078	1 600	337	80
7538	General automotive repair shops	9	1 633	464	97	26
7533, 4, 6, 7, 9	Other automotive repair shops	6	552	98	27	9
754	Automotive services, except repair	3	(D)	(D)	(D)	AA
76	Miscellaneous repair services	13	1 894	632	139	42
762	Electrical repair shops	4	(D)	(D)	(D)	AA
7622	Radio and television repair shops	3	(D)	(D)	(D)	AA
7623, 9	Other electrical and electronic repair shops	1	(D)	(D)	(D)	AA
763	Watch, clock, and jewelry repair	—	—	—	—	—
764	Reupholstery and furniture repair	2	(D)	(D)	(D)	AA
769	Miscellaneous repair and related services	7	1 149	444	94	25
78, 79, 84	Amusement and recreation services, including motion pictures and museums	32	32 946	4 509	1 048	342
781, 2	Motion picture production, distribution, and services	2	(D)	(D)	(D)	CC
783	Motion picture theaters	2	(D)	(D)	(D)	AA
784	Video tape rental	10	(D)	(D)	(D)	BB
792	Theatrical producers (except motion picture), bands, orchestras, and entertainers	1	(D)	(D)	(D)	AA
793	Bowling centers	1	(D)	(D)	(D)	AA
79 ex. 792, 3; 84	Commercial sports and other amusement and recreation services, including museums	16	(D)	(D)	(D)	CC
80	Health services	149	88 266	45 388	8 909	1 388
801	Offices and clinics of doctors of medicine	61	47 482	29 633	5 375	477
802	Offices and clinics of dentists	44	13 490	5 130	1 057	222
803	Offices and clinics of doctors of osteopathy	—	—	—	—	—
804	Offices and clinics of other health practitioners	26	6 078	1 619	425	95
805	Nursing and personal care facilities	5	13 421	5 298	1 285	467
806	Hospitals	—	—	—	—	—
807, 8, 9	Other health services	13	7 795	3 708	767	127
81	Legal services	23	6 273	1 499	328	89
823, 4, 9	Selected educational services	2	(D)	(D)	(D)	AA
83	Social services	17	(D)	(D)	(D)	CC
835	Child day care services	13	(D)	(D)	(D)	CC
832, 3, 6, 9	Other social services	4	(D)	(D)	(D)	AA
87 ex. 8733	Engineering, accounting, research, management, and related services (except noncommercial research organizations)	91	1 003 088	363 905	86 904	9 130
871	Engineering, architectural, and surveying services	44	(D)	(D)	(D)	GG
872	Accounting, auditing, and bookkeeping services	13	(D)	(D)	(D)	BB
873 ex. 8733	Research, development, and testing services (except noncommercial research organizations)	16	(D)	(D)	(D)	II
874	Management and public relations services	18	(D)	(D)	(D)	CC
89	Services, n.e.c.	10	(D)	(D)	(D)	CC
BLOUNT COUNTY						
	Total	485	203 338	68 451	15 045	3 651
70 ex. 704	Hotels, rooming houses, camps, and other lodging places (except membership lodging)	31	(D)	(D)	(D)	EE
7011	Hotels and motels	27	15 412	3 504	737	370
7011 pt.	Hotels	6	9 898	2 299	493	212
7011 pt.	Motels, motor hotels, and tourist courts	21	5 514	1 205	244	158
702, 3	Other lodging places	4	(D)	(D)	(D)	AA
72	Personal services	66	10 990	3 907	920	289
721	Laundry, cleaning, and garment services	13	1 585	443	95	57
7211	Power laundries, family and commercial*	—	—	—	—	—
7213	Linen supply*	1	(D)	(D)	(D)	AA
7215	Coin-operated laundries and drycleaning	4	348	73	13	12
7216	Drycleaning plants, except rug cleaning*	3	728	236	52	27
7217	Carpet and upholstery cleaning	3	(D)	(D)	(D)	AA
7218	Industrial launderers*	—	—	—	—	—
7212, 9	Other laundry, cleaning, and garment services*	2	(D)	(D)	(D)	AA
722	Photographic studios, portrait	5	(D)	(D)	(D)	AA
723, 4	Beauty and barber shops	34	3 795	1 808	412	149
723	Beauty shops	31	(D)	(D)	(D)	CC
724	Barber shops	3	(D)	(D)	(D)	AA
725	Shoe repair shops and shoeshine parlors	1	(D)	(D)	(D)	AA
726	Funeral service and crematories	5	4 078	1 317	327	35
729	Miscellaneous personal services	8	(D)	(D)	(D)	BB

Table 6. Summary Statistics for Firms Subject to Federal Income Tax for Counties With 350 Establishments or More: 1992 — Con.

[Includes only establishments with payroll. For meaning of abbreviations and symbols, see introductory text. For explanation of terms and comparability of 1987 and 1992 censuses, see appendix A. For information on geographic areas followed by ▲, see appendix F]

SIC code	Geographic area and kind of business or operation	Establishments (number)	Receipts (\$1,000)	Annual payroll (\$1,000)	First-quarter payroll (\$1,000)	Paid employees for pay period including March 12 (number)
BLOUNT COUNTY — Con.						
73	Business services	52	18 072	6 312	1 380	425
731	Advertising	—	—	—	—	—
732	Consumer credit reporting agencies, mercantile reporting agencies, and adjustment and collection agencies	5	926	287	61	24
733	Mailing, reproduction, commercial art and photography, and stenographic services	1	(D)	(D)	(D)	AA
734	Services to dwellings and other buildings	20	3 979	1 409	291	137
735	Miscellaneous equipment rental and leasing	4	(D)	(D)	(D)	AA
736	Personnel supply services	5	1 901	1 257	228	94
737	Computer programming, data processing, and other computer related services	6	4 566	1 458	353	60
7371, 2, 3	Computer programming, prepackaged software, and integrated systems	3	(D)	(D)	(D)	AA
7374, 5, 6	Data processing services	3	(D)	(D)	(D)	BB
7377, 8, 9	Computer rental and leasing, maintenance, and related services, n.e.c.	—	—	—	—	—
738	Miscellaneous business services	11	(D)	(D)	(D)	BB
75	Automotive repair, services, and parking	59	29 271	5 020	1 205	341
751	Automotive rental and leasing, without drivers	7	17 744	2 369	572	134
752	Automobile parking	1	(D)	(D)	(D)	AA
753	Automotive repair shops	39	8 129	2 107	501	124
7532	Top, body, and upholstery repair shops and paint shops	12	2 924	823	207	41
7538	General automotive repair shops	20	3 979	958	224	62
7533, 4, 6, 7, 9	Other automotive repair shops	7	1 226	326	70	21
754	Automotive services, except repair	12	(D)	(D)	(D)	BB
76	Miscellaneous repair services	25	6 337	1 907	460	103
762	Electrical repair shops	8	1 243	383	91	29
7622	Radio and television repair shops	2	(D)	(D)	(D)	AA
7623, 9	Other electrical and electronic repair shops	6	(D)	(D)	(D)	BB
763	Watch, clock, and jewelry repair	1	(D)	(D)	(D)	AA
764	Reupholstery and furniture repair	1	(D)	(D)	(D)	AA
769	Miscellaneous repair and related services	15	(D)	(D)	(D)	BB
78, 79, 84	Amusement and recreation services, including motion pictures and museums	38	11 642	3 666	711	337
781, 2	Motion picture production, distribution, and services	2	(D)	(D)	(D)	AA
783	Motion picture theaters	1	(D)	(D)	(D)	AA
784	Video tape rental	14	2 526	694	158	133
792	Theatrical producers (except motion picture), bands, orchestras, and entertainers	—	—	—	—	—
793	Bowling centers	1	(D)	(D)	(D)	AA
79 ex. 792, 3; 84	Commercial sports and other amusement and recreation services, including museums	20	6 736	2 378	417	169
80	Health services	128	73 065	30 431	6 579	1 246
801	Offices and clinics of doctors of medicine	53	27 971	13 727	2 899	336
802	Offices and clinics of dentists	34	10 115	3 296	647	160
803	Offices and clinics of doctors of osteopathy	—	—	—	—	—
804	Offices and clinics of other health practitioners	23	5 210	1 688	365	69
805	Nursing and personal care facilities	5	(D)	(D)	(D)	EE
806	Hospitals	1	(D)	(D)	(D)	CC
807, 8, 9	Other health services	12	(D)	(D)	(D)	CC
81	Legal services	23	7 697	1 379	315	85
823, 4, 9	Selected educational services	1	(D)	(D)	(D)	AA
83	Social services	17	3 633	1 291	332	134
835	Child day care services	12	1 698	725	166	89
832, 3, 6, 9	Other social services	5	1 935	566	166	45
87 ex. 8733	Engineering, accounting, research, management, and related services (except noncommercial research organizations)	41	24 846	10 658	2 378	300
871	Engineering, architectural, and surveying services	17	(D)	(D)	(D)	CC
872	Accounting, auditing, and bookkeeping services	14	2 782	1 569	276	50
873 ex. 8733	Research, development, and testing services (except noncommercial research organizations)	1	(D)	(D)	(D)	AA
874	Management and public relations services	9	16 951	6 276	1 457	120
89	Services, n.e.c.	4	(D)	(D)	(D)	AA

Table 6. Summary Statistics for Firms Subject to Federal Income Tax for Counties With 350 Establishments or More: 1992 — Con.

[Includes only establishments with payroll. For meaning of abbreviations and symbols, see introductory text. For explanation of terms and comparability of 1987 and 1992 censuses, see appendix A. For information on geographic areas followed by ▲, see appendix F]

SIC code	Geographic area and kind of business or operation	Establishments (number)	Receipts (\$1,000)	Annual payroll (\$1,000)	First-quarter payroll (\$1,000)	Paid employees for pay period including March 12 (number)
BRADLEY COUNTY						
	Total	427	279 981	100 709	20 930	6 124
70 ex. 704	Hotels, rooming houses, camps, and other lodging places (except membership lodging)	20	(D)	(D)	(D)	EE
7011	Hotels and motels	18	8 464	2 288	472	285
7011 pt.	Hotels	6	3 954	1 222	233	151
7011 pt.	Motels, motor hotels, and tourist courts	12	4 510	1 066	239	134
702, 3	Other lodging places	2	(D)	(D)	(D)	AA
72	Personal services	46	18 340	5 287	1 094	402
721	Laundry, cleaning, and garment services	12	2 413	926	189	105
7211	Power laundries, family and commercial*	—	—	—	—	—
7213	Linen supply*	—	—	—	—	—
7215	Coin-operated laundries and drycleaning	3	139	33	10	4
7216	Drycleaning plants, except rug cleaning*	5	1 858	744	151	88
7217	Carpet and upholstery cleaning	1	(D)	(D)	(D)	AA
7218	Industrial laundriers*	—	—	—	—	—
7212, 9	Other laundry, cleaning, and garment services*	3	(D)	(D)	(D)	AA
722	Photographic studios, portrait	16	11 655	3 071	647	209
723, 4	Beauty and barber shops	8	1 258	403	95	44
723	Beauty shops	8	1 258	403	95	44
724	Barber shops	—	—	—	—	—
725	Shoe repair shops and shoeshine parlors	—	—	—	—	—
726	Funeral service and crematories	4	2 605	814	143	28
729	Miscellaneous personal services	6	409	73	20	16
73	Business services	81	116 537	38 456	7 984	2 954
731	Advertising	1	(D)	(D)	(D)	AA
732	Consumer credit reporting agencies, mercantile reporting agencies, and adjustment and collection agencies	2	(D)	(D)	(D)	BB
733	Mailing, reproduction, commercial art and photography, and stenographic services	11	11 808	4 018	659	157
734	Services to dwellings and other buildings	15	3 980	1 551	362	191
735	Miscellaneous equipment rental and leasing	17	17 359	4 256	1 015	160
736	Personnel supply services	11	15 003	9 465	1 876	1 307
737	Computer programming, data processing, and other computer related services	10	3 381	1 023	245	53
7371, 2, 3	Computer programming, prepackaged software, and integrated systems	7	(D)	(D)	(D)	AA
7374, 5, 6	Data processing services	—	—	—	—	—
7377, 8, 9	Computer rental and leasing, maintenance, and related services, n.e.c.	3	(D)	(D)	(D)	BB
738	Miscellaneous business services	14	(D)	(D)	(D)	GG
75	Automotive repair, services, and parking	37	9 365	2 076	437	124
751	Automotive rental and leasing, without drivers	4	3 661	536	106	22
752	Automobile parking	—	—	—	—	—
753	Automotive repair shops	27	5 054	1 333	284	79
7532	Top, body, and upholstery repair shops and paint shops	7	1 338	333	53	17
7538	General automotive repair shops	13	2 132	504	108	32
7533, 4, 6, 7, 9	Other automotive repair shops	7	1 584	496	123	30
754	Automotive services, except repair	6	650	207	47	23
76	Miscellaneous repair services	15	3 509	865	215	47
762	Electrical repair shops	4	257	57	21	10
7622	Radio and television repair shops	2	(D)	(D)	(D)	AA
7623, 9	Other electrical and electronic repair shops	2	(D)	(D)	(D)	AA
763	Watch, clock, and jewelry repair	—	—	—	—	—
764	Reupholstery and furniture repair	1	(D)	(D)	(D)	AA
769	Miscellaneous repair and related services	10	(D)	(D)	(D)	BB
78, 79, 84	Amusement and recreation services, including motion pictures and museums	27	5 175	1 218	228	169
781, 2	Motion picture production, distribution, and services	1	(D)	(D)	(D)	AA
783	Motion picture theaters	2	(D)	(D)	(D)	AA
784	Video tape rental	9	1 636	342	85	59
792	Theatrical producers (except motion picture), bands, orchestras, and entertainers	1	(D)	(D)	(D)	AA
793	Bowling centers	1	(D)	(D)	(D)	AA
79 ex. 792, 3, 84	Commercial sports and other amusement and recreation services, including museums	13	2 819	743	112	86
80	Health services	118	95 361	42 547	8 745	1 703
801	Offices and clinics of doctors of medicine	52	33 633	17 117	3 260	390
802	Offices and clinics of dentists	22	7 594	3 200	587	117
803	Offices and clinics of doctors of osteopathy	2	(D)	(D)	(D)	BB
804	Offices and clinics of other health practitioners	17	5 282	2 516	397	81
805	Nursing and personal care facilities	8	20 022	7 153	1 745	591
806	Hospitals	1	(D)	(D)	(D)	CC
807, 8, 9	Other health services	16	(D)	(D)	(D)	EE
81	Legal services	31	7 789	1 982	457	94
823, 4, 9	Selected educational services	1	(D)	(D)	(D)	AA

Table 6. Summary Statistics for Firms Subject to Federal Income Tax for Counties With 350 Establishments or More: 1992 — Con.

[Includes only establishments with payroll. For meaning of abbreviations and symbols, see introductory text. For explanation of terms and comparability of 1987 and 1992 censuses, see appendix A. For information on geographic areas followed by ▲, see appendix F]

SIC code	Geographic area and kind of business or operation	Establishments (number)	Receipts (\$1,000)	Annual payroll (\$1,000)	First-quarter payroll (\$1,000)	Paid employees for pay period including March 12 (number)
BRADLEY COUNTY—Con.						
83	Social services	13	(D)	(D)	(D)	CC
835	Child day care services	6	(D)	(D)	(D)	BB
832, 3, 6, 9	Other social services	7	1 885	789	202	102
87 ex. 8733	Engineering, accounting, research, management, and related services (except noncommercial research organizations)	37	12 059	4 626	972	178
871	Engineering, architectural, and surveying services	4	(D)	(D)	(D)	BB
872	Accounting, auditing, and bookkeeping services	18	2 952	1 190	226	48
873 ex. 8733	Research, development, and testing services (except noncommercial research organizations)	2	(D)	(D)	(D)	BB
874	Management and public relations services	13	5 635	2 310	493	67
89	Services, n.e.c.	1	(D)	(D)	(D)	AA
DAVIDSON COUNTY						
	Total	5 721	4 828 547	1 678 008	363 767	75 445
70 ex. 704	Hotels, rooming houses, camps, and other lodging places (except membership lodging)	154	385 338	101 185	23 322	9 235
7011	Hotels and motels	146	378 701	99 645	23 062	9 135
7011 pt.	Hotels	68	327 865	88 721	20 614	7 829
7011 pt.	Hotels, 25 guestrooms or more	66	(D)	(D)	(D)	II
7011 pt.	Hotels, less than 25 guestrooms	2	(D)	(D)	(D)	AA
7011 pt.	Motels, motor hotels, and tourist courts	78	50 836	10 924	2 448	1 306
7011 pt.	Motels, tourist courts	65	38 478	8 537	1 919	1 013
7011 pt.	Motor hotels	13	12 358	2 387	529	293
702, 3	Other lodging places	8	6 637	1 540	260	100
702	Rooming and boarding houses	2	(D)	(D)	(D)	AA
703	Camps and recreational vehicle parks	6	(D)	(D)	(D)	BB
72	Personal services	537	154 550	54 925	12 877	4 640
721	Laundry, cleaning, and garment services	176	78 153	27 962	6 345	2 080
7211	Power laundries, family and commercial*	12	1 751	521	114	50
7213	Linen supply*	3	(D)	(D)	(D)	CC
7215	Coin-operated laundries and drycleaning	31	9 576	3 084	686	211
7216	Drycleaning plants, except rug cleaning*	65	19 799	7 412	1 650	682
7217	Carpet and upholstery cleaning	28	6 948	2 257	474	375
7218	Industrial laundries*	10	28 658	10 438	2 428	495
7212, 9	Other laundry, cleaning, and garment services*	27	(D)	(D)	(D)	BB
7212	Garment pressing, and agents for laundries and drycleaners	8	(D)	(D)	(D)	BB
7219	Laundry and garment services, n.e.c.*	19	(D)	(D)	(D)	BB
722	Photographic studios, portrait	47	8 994	2 123	508	208
723, 4	Beauty and barber shops	214	33 365	14 768	3 584	1 208
723	Beauty shops	199	(D)	(D)	(D)	GG
724	Barber shops	15	(D)	(D)	(D)	BB
725	Shoe repair shops and shoeshine parlors	15	(D)	(D)	(D)	BB
726	Funeral service and crematories	22	17 253	3 988	932	233
729	Miscellaneous personal services	63	(D)	(D)	(D)	FF
7291	Tax return preparation services	13	3 715	1 513	681	478
7299	Miscellaneous personal services, n.e.c.	50	(D)	(D)	(D)	EE
73	Business services	1 088	966 979	355 307	84 898	22 182
731	Advertising	83	78 054	30 361	6 529	787
7311	Advertising agencies	65	54 226	26 729	5 692	658
7312	Outdoor advertising services	4	(D)	(D)	(D)	BB
7313	Radio, television, publishers' advertising representatives	6	(D)	(D)	(D)	BB
7319	Advertising, n.e.c.	8	(D)	(D)	(D)	BB
732	Consumer credit reporting agencies, mercantile reporting agencies, and adjustment and collection agencies	35	30 905	11 431	3 207	547
7322	Adjustment and collection services	26	19 540	9 813	2 827	457
7323	Credit reporting services	9	11 365	1 618	380	90
733	Mailing, reproduction, commercial art and photography, and stenographic services	130	60 586	15 689	3 456	734
7331	Direct mail advertising services	17	(D)	(D)	(D)	CC
7334	Photocopying and duplicating services	24	21 234	5 107	1 124	271
7335, 6	Commercial photography, art, and graphics	70	17 617	4 747	989	209
7335	Commercial photography	16	(D)	(D)	(D)	BB
7336	Commercial art and graphic design	54	(D)	(D)	(D)	CC
7338	Secretarial and court reporting services	19	(D)	(D)	(D)	BB
734	Services to dwellings and other buildings	172	57 965	26 537	6 274	2 437
7342	Disinfecting and pest control services	33	16 345	6 443	1 421	322
7349	Building cleaning and maintenance services, n.e.c.	139	41 620	20 094	4 853	2 115
735	Miscellaneous equipment rental and leasing	100	71 491	18 141	4 254	729
7352	Medical equipment rental and leasing	11	(D)	(D)	(D)	BB
7353	Heavy construction equipment rental and leasing	9	(D)	(D)	(D)	BB
7359	Equipment rental and leasing, n.e.c.	80	50 742	13 358	3 000	544
736	Personnel supply services	101	138 742	95 900	22 689	9 203
7361	Employment agencies	37	28 558	17 796	4 203	855
7363	Help supply services	64	110 184	78 104	18 486	8 348
7363 pt.	Temporary help supply	49	92 454	62 684	14 846	6 915
7363 pt.	Help supply, except temporary	15	17 730	15 420	3 640	1 433

Table 6. Summary Statistics for Firms Subject to Federal Income Tax for Counties With 350 Establishments or More: 1992 — Con.

[Includes only establishments with payroll. For meaning of abbreviations and symbols, see introductory text. For explanation of terms and comparability of 1987 and 1992 censuses, see appendix A. For information on geographic areas followed by ▲, see appendix F]

SIC code	Geographic area and kind of business or operation	Establishments (number)	Receipts (\$1,000)	Annual payroll (\$1,000)	First-quarter payroll (\$1,000)	Paid employees for pay period including March 12 (number)
DAVIDSON COUNTY — Con.						
73	Business services — Con.					
737	Computer programming, data processing, and other computer related services -----	144	183 216	64 659	16 265	1 863
7371, 2, 3	Computer programming, prepackaged software, and integrated systems -----	72	94 504	39 389	9 785	1 013
7371	Computer programming services -----	42	53 139	25 162	6 085	573
7372	Prepackaged software -----	13	(D)	(D)	(D)	CC
7373	Computer integrated systems -----	17	(D)	(D)	(D)	EE
7374, 5, 6	Data processing services -----	27	61 595	17 896	4 555	606
7374, 5	Computer processing, information retrieval -----	25	(D)	(D)	(D)	FF
7376	Computer facilities management services -----	2	(D)	(D)	(D)	BB
7377, 8, 9	Computer rental and leasing, maintenance, and related services, n.e.c. -----	45	27 117	7 374	1 925	244
7377	Computer rental and leasing -----	2	(D)	(D)	(D)	AA
7378	Computer maintenance and repair -----	24	19 516	3 809	1 168	157
7379	Computer related services, n.e.c. -----	19	(D)	(D)	(D)	BB
738	Miscellaneous business services -----	323	346 020	92 589	22 224	5 882
7381, 2	Detective agencies and protective services -----	57	56 359	32 038	7 872	2 832
7381	Detective, guard, and armored car services -----	45	37 876	25 443	6 194	2 555
7382	Security systems services -----	12	18 483	6 595	1 678	277
7383	News syndicates -----	8	7 474	2 623	645	118
7384	Photofinishing laboratories* -----	19	7 199	2 900	515	116
7389	Business services, n.e.c. -----	239	274 988	55 028	13 192	2 816
7389 pt.	Sign painting shops -----	6	3 569	872	190	47
7389 pt.	Interior designing -----	24	9 518	1 763	323	80
7389 pt.	Telephone answering services -----	7	4 267	1 658	385	109
7389 pt.	Other business services -----	202	257 634	50 735	12 294	2 580
75	Automotive repair, services, and parking -----	521	262 828	55 757	12 853	3 398
751	Automotive rental and leasing, without drivers -----	47	(D)	(D)	(D)	FF
7513	Truck rental and leasing, without drivers -----	25	(D)	(D)	(D)	CC
7514, 5	Passenger car rental and leasing -----	21	73 132	11 554	2 622	616
7514	Passenger car rental -----	18	(D)	(D)	(D)	FF
7515	Passenger car leasing -----	3	(D)	(D)	(D)	AA
7519	Utility trailer and recreational vehicle rental -----	1	(D)	(D)	(D)	AA
752	Automobile parking -----	118	(D)	(D)	(D)	EE
753	Automotive repair shops -----	282	99 935	27 473	6 453	1 446
7532	Top, body, and upholstery repair shops and paint shops -----	71	32 121	9 355	2 246	459
7532 pt.	Top and body repair shops -----	59	(D)	(D)	(D)	EE
7532 pt.	Paint shops -----	12	(D)	(D)	(D)	BB
7538	General automotive repair shops -----	136	41 694	10 710	2 475	576
7538 pt.	General automotive repair shops, except diesel -----	119	30 657	8 249	1 884	450
7538 pt.	Diesel repair shops -----	17	11 037	2 461	591	126
7533, 4, 6, 7, 9	Other automotive repair shops -----	75	26 120	7 408	1 732	411
7533	Automotive exhaust system repair shops -----	10	3 311	889	206	40
7534	Tire retreading and repair shops -----	4	937	312	71	14
7536	Automotive glass replacement shops -----	11	6 712	1 834	445	120
7537	Automotive transmission repair shops -----	20	4 830	1 346	335	71
7539	Automotive repair shops, n.e.c. -----	30	10 330	3 027	675	166
7539 pt.	Radiator repair -----	6	(D)	(D)	(D)	BB
7539 pt.	Brake, front end, and wheel alignment -----	16	7 101	2 213	497	106
7539 pt.	Automotive electrical and fuel system services -----	7	1 811	439	94	20
7539 pt.	Other automotive repair shops, n.e.c. -----	1	(D)	(D)	(D)	AA
754	Automotive services, except repair -----	74	(D)	(D)	(D)	FF
7542	Carwashes -----	25	(D)	(D)	(D)	EE
7549	Automotive services, except repair and carwashes -----	49	14 639	3 345	837	318
76	Miscellaneous repair services -----	193	107 514	34 430	8 063	1 480
762	Electrical repair shops -----	77	54 483	18 112	4 338	747
7622	Radio and television repair shops -----	29	10 637	3 528	860	173
7623, 9	Other electrical and electronic repair shops -----	48	43 846	14 584	3 478	574
7623	Refrigeration and air-conditioning service and repair shops -----	11	7 758	2 230	528	71
7629	Electrical and electronic repair shops, n.e.c. -----	37	36 088	12 354	2 950	503
763	Watch, clock, and jewelry repair -----	2	(D)	(D)	(D)	AA
764	Reupholstery and furniture repair -----	18	3 282	1 364	303	97
769	Miscellaneous repair and related services -----	96	(D)	(D)	(D)	FF
7692	Welding repair -----	6	1 424	561	131	28
7694	Armature rewinding shops -----	5	5 741	2 099	462	80
7699	Repair shops and related services, n.e.c. -----	85	(D)	(D)	(D)	FF
78, 79, 84	Amusement and recreation services, including motion pictures and museums -----	551	691 754	161 053	25 107	6 883
781, 2	Motion picture production, distribution, and services -----	71	161 969	23 809	4 620	684
783	Motion picture theaters -----	15	(D)	(D)	(D)	CC
7832	Motion picture theaters, except drive-in -----	15	(D)	(D)	(D)	CC
7833	Drive-in motion picture theaters -----	—	—	—	—	—
784	Video tape rental -----	52	10 721	2 233	549	292
792	Theatrical producers (except motion picture), bands, orchestras, and entertainers -----	257	379 774	94 634	11 985	2 043
7922	Theatrical producers (except motion picture) and miscellaneous theatrical services -----	91	67 928	29 796	4 132	571
7929	Bands, orchestras, actors, and other entertainers and entertainment groups -----	166	311 846	64 838	7 853	1 472
793	Bowling centers -----	11	(D)	(D)	(D)	CC

Table 6. Summary Statistics for Firms Subject to Federal Income Tax for Counties With 350 Establishments or More: 1992 — Con.

[Includes only establishments with payroll. For meaning of abbreviations and symbols, see introductory text. For explanation of terms and comparability of 1987 and 1992 censuses, see appendix A. For information on geographic areas followed by ▲, see appendix F]

SIC code	Geographic area and kind of business or operation	Establishments (number)	Receipts (\$1,000)	Annual payroll (\$1,000)	First-quarter payroll (\$1,000)	Paid employees for pay period including March 12 (number)
DAVIDSON COUNTY — Con.						
78, 79, 84	Amusement and recreation services, including motion pictures and museums—Con.					
79 ex. 792, 3, 84	Commercial sports and other amusement and recreation services, including museums -----	145	120 418	36 952	7 075	3 419
794	Commercial sports -----	11	(D)	(D)	(D)	CC
7941	Professional sports clubs, managers, promoters -----	3	(D)	(D)	(D)	BB
7948	Racing, including track operation -----	8	(D)	(D)	(D)	BB
79 ex. 792, 3, 4, 84	Other amusement and recreation services, including museums ----	134	(D)	(D)	(D)	HH
791	Dance studios, schools, and halls -----	18	4 780	1 364	219	89
7991	Physical fitness facilities -----	28	13 384	3 699	832	320
7992	Public golf courses -----	5	(D)	(D)	(D)	BB
7993	Coin-operated amusement devices -----	19	6 256	1 588	287	64
7996	Amusement parks -----	2	(D)	(D)	(D)	GG
7997	Membership sports and recreation clubs -----	17	5 464	1 563	495	180
7999, 84	Amusement and recreation services, including museums, n.e.c. -	45	(D)	(D)	(D)	CC
7999 pt.	Concession operators of amusement devices and rides -----	2	(D)	(D)	(D)	AA
7999 pt.	Carnivals, circuses, and fairs -----	1	(D)	(D)	(D)	AA
7999 pt., 84	Other recreation and amusements, including museums -----	42	(D)	(D)	(D)	CC
80	Health services -----	1 311	1 348 087	562 924	119 119	16 484
801	Offices and clinics of doctors of medicine -----	681	570 977	286 697	55 314	4 686
8011 pt.	Offices of doctors of medicine -----	658	517 286	273 177	52 326	4 241
8011 pt.	General medical clinics -----	23	53 691	13 520	2 988	445
802	Offices and clinics of dentists -----	274	81 608	26 726	5 977	1 251
803	Offices and clinics of doctors of osteopathy -----	1	(D)	(D)	(D)	AA
804	Offices and clinics of other health practitioners -----	159	(D)	(D)	(D)	FF
8041	Offices and clinics of chiropractors -----	58	12 812	2 978	592	157
8042	Offices and clinics of optometrists -----	41	9 440	2 710	636	146
8043	Offices and clinics of podiatrists -----	16	3 791	750	127	39
8049	Offices and clinics of health practitioners, n.e.c. -----	44	(D)	(D)	(D)	CC
805	Nursing and personal care facilities -----	22	(D)	(D)	(D)	GG
8051	Skilled nursing care facilities -----	13	33 559	14 303	3 331	897
8052	Intermediate care facilities -----	8	(D)	(D)	(D)	FF
8059	Nursing and personal care facilities, n.e.c. -----	1	(D)	(D)	(D)	AA
806	Hospitals -----	8	(D)	(D)	(D)	HH
8062	General medical and surgical hospitals -----	3	(D)	(D)	(D)	HH
8063, 9	Specialty hospitals -----	5	(D)	(D)	(D)	GG
807, 8, 9	Other health services -----	166	(D)	(D)	(D)	HH
807	Medical and dental laboratories -----	72	134 072	50 618	11 199	1 442
8071	Medical laboratories -----	41	127 459	47 389	10 517	1 302
8072	Dental laboratories -----	31	6 613	3 229	682	140
808	Home health care services -----	42	57 952	26 516	5 463	1 543
809	Miscellaneous health and allied services, n.e.c. -----	52	(D)	(D)	(D)	GG
8092	Kidney dialysis centers -----	8	(D)	(D)	(D)	EE
8093	Specialty outpatient facilities, n.e.c. -----	30	(D)	(D)	(D)	FF
8099	Health and allied services, n.e.c. -----	14	(D)	(D)	(D)	CC
81	Legal services -----	390	259 812	78 392	19 135	2 472
823, 4, 9	Selected educational services -----	46	22 448	10 235	2 268	559
823	Libraries -----	—	—	—	—	—
824	Vocational schools -----	14	13 591	6 554	1 434	257
829	Schools and educational services, n.e.c. -----	32	8 857	3 681	834	302
83	Social services -----	163	39 436	16 237	3 731	1 493
835	Child day care services -----	123	19 868	9 267	2 187	1 155
832, 3, 6, 9	Other social services -----	40	19 568	6 970	1 544	338
87 ex. 8733	Engineering, accounting, research, management, and related services (except noncommercial research organizations) -----	722	552 192	229 710	48 559	6 164
871	Engineering, architectural, and surveying services -----	210	230 001	93 137	20 765	2 472
8711	Engineering services -----	124	148 045	67 543	15 518	1 777
8712	Architectural services -----	71	77 280	22 977	4 826	616
8713	Surveying services -----	15	4 676	2 617	421	79
872	Accounting, auditing, and bookkeeping services -----	195	104 691	41 861	9 742	1 395
873 ex. 8733	Research, development, and testing services (except noncommercial research organizations) -----	24	23 360	7 774	2 323	303
8731	Commercial physical and biological research -----	6	(D)	(D)	(D)	BB
8732	Commercial economic, sociological, and educational research -----	11	6 086	1 967	590	135
8734	Testing laboratories -----	7	(D)	(D)	(D)	BB
874	Management and public relations services -----	293	194 140	86 938	15 729	1 994
8741	Management services -----	86	85 097	36 490	7 494	801
8742	Management consulting services -----	120	67 423	31 976	4 416	545
8743	Public relations services -----	35	19 090	7 142	1 562	215
8744	Facilities support management services -----	6	(D)	(D)	(D)	EE
8748	Business consulting services, n.e.c. -----	46	(D)	(D)	(D)	CC
89	Services, n.e.c. -----	45	37 609	17 853	3 835	455

Table 6. Summary Statistics for Firms Subject to Federal Income Tax for Counties With 350 Establishments or More: 1992 — Con.

[Includes only establishments with payroll. For meaning of abbreviations and symbols, see introductory text. For explanation of terms and comparability of 1987 and 1992 censuses, see appendix A. For information on geographic areas followed by ▲, see appendix F]

SIC code	Geographic area and kind of business or operation	Establishments (number)	Receipts (\$1,000)	Annual payroll (\$1,000)	First-quarter payroll (\$1,000)	Paid employees for pay period including March 12 (number)
HAMILTON COUNTY						
	Total	2 395	1 461 132	580 166	126 276	28 067
70 ex. 704	Hotels, rooming houses, camps, and other lodging places (except membership lodging)	59	64 111	15 343	3 413	1 565
7011	Hotels and motels	59	64 111	15 343	3 413	1 565
7011 pt.	Hotels	20	(D)	(D)	(D)	GG
7011 pt.	Hotels, 25 guestrooms or more	20	(D)	(D)	(D)	GG
7011 pt.	Hotels, less than 25 guestrooms	—	—	—	—	—
7011 pt.	Motels, motor hotels, and tourist courts	39	(D)	(D)	(D)	EE
7011 pt.	Motels, tourist courts	38	21 373	4 347	891	480
7011 pt.	Motor hotels	1	(D)	(D)	(D)	AA
702, 3	Other lodging places	—	—	—	—	—
702	Rooming and boarding houses	—	—	—	—	—
703	Camps and recreational vehicle parks	—	—	—	—	—
72	Personal services	258	60 165	20 927	5 132	1 906
721	Laundry, cleaning, and garment services	77	(D)	(D)	(D)	FF
7211	Power laundries, family and commercial*	5	(D)	(D)	(D)	BB
7213	Linen supply*	4	(D)	(D)	(D)	CC
7215	Coin-operated laundries and drycleaning	17	1 868	363	110	61
7216	Drycleaning plants, except rug cleaning*	31	11 210	4 561	1 003	333
7217	Carpet and upholstery cleaning	12	(D)	(D)	(D)	BB
7218	Industrial laundries*	2	(D)	(D)	(D)	BB
7212, 9	Other laundry, cleaning, and garment services*	6	(D)	(D)	(D)	AA
7212	Garment pressing, and agents for laundries and drycleaners	2	(D)	(D)	(D)	AA
7219	Laundry and garment services, n.e.c.*	4	117	41	8	6
722	Photographic studios, portrait	18	(D)	(D)	(D)	CC
723, 4	Beauty and barber shops	116	12 662	5 635	1 386	496
723	Beauty shops	105	(D)	(D)	(D)	EE
724	Barber shops	11	(D)	(D)	(D)	BB
725	Shoe repair shops and shoeshine parlors	6	468	56	13	6
726	Funeral service and crematories	13	10 174	2 017	483	116
729	Miscellaneous personal services	28	(D)	(D)	(D)	EE
7291	Tax return preparation services	2	(D)	(D)	(D)	EE
7299	Miscellaneous personal services, n.e.c.	26	(D)	(D)	(D)	CC
73	Business services	429	250 873	112 203	24 866	9 003
731	Advertising	34	(D)	(D)	(D)	EE
7311	Advertising agencies	24	5 653	2 079	498	81
7312	Outdoor advertising services	4	(D)	(D)	(D)	BB
7313	Radio, television, publishers' advertising representatives	1	(D)	(D)	(D)	AA
7319	Advertising, n.e.c.	5	1 529	699	214	134
732	Consumer credit reporting agencies, mercantile reporting agencies, and adjustment and collection agencies	16	(D)	(D)	(D)	CC
7322	Adjustment and collection services	13	(D)	(D)	(D)	CC
7323	Credit reporting services	3	2 776	694	158	31
733	Mailing, reproduction, commercial art and photography, and stenographic services	33	(D)	(D)	(D)	CC
7331	Direct mail advertising services	3	(D)	(D)	(D)	AA
7334	Photocopying and duplicating services	3	(D)	(D)	(D)	BB
7335, 6	Commercial photography, art, and graphics	20	(D)	(D)	(D)	BB
7335	Commercial photography	4	812	97	26	10
7336	Commercial art and graphic design	16	(D)	(D)	(D)	BB
7338	Secretarial and court reporting services	7	(D)	(D)	(D)	AA
734	Services to dwellings and other buildings	80	(D)	(D)	(D)	GG
7342	Disinfecting and pest control services	18	(D)	(D)	(D)	CC
7349	Building cleaning and maintenance services, n.e.c.	62	(D)	(D)	(D)	GG
735	Miscellaneous equipment rental and leasing	56	(D)	(D)	(D)	EE
7352	Medical equipment rental and leasing	7	(D)	(D)	(D)	BB
7353	Heavy construction equipment rental and leasing	1	(D)	(D)	(D)	AA
7359	Equipment rental and leasing, n.e.c.	48	22 432	5 372	1 398	261
736	Personnel supply services	57	(D)	(D)	(D)	HH
7361	Employment agencies	17	(D)	(D)	(D)	EE
7363	Help supply services	40	(D)	(D)	(D)	HH
7363 pt.	Temporary help supply	32	(D)	(D)	(D)	HH
7363 pt.	Help supply, except temporary	8	30 783	21 528	5 612	1 248
737	Computer programming, data processing, and other computer related services	56	28 550	9 243	2 016	268
7371, 2, 3	Computer programming, prepackaged software, and integrated systems	32	(D)	(D)	(D)	CC
7371	Computer programming services	17	(D)	(D)	(D)	BB
7372	Prepackaged software	6	(D)	(D)	(D)	BB
7373	Computer integrated systems	9	8 448	2 618	590	56
7374, 5, 6	Data processing services	8	2 072	637	160	29
7374, 5	Computer processing, information retrieval	8	2 072	637	160	29
7376	Computer facilities management services	—	—	—	—	—
7377, 8, 9	Computer rental and leasing, maintenance, and related services, n.e.c.	16	(D)	(D)	(D)	BB
7377	Computer rental and leasing	2	(D)	(D)	(D)	AA
7378	Computer maintenance and repair	9	4 761	1 159	236	31
7379	Computer related services, n.e.c.	5	(D)	(D)	(D)	AA

Table 6. Summary Statistics for Firms Subject to Federal Income Tax for Counties With 350 Establishments or More: 1992 — Con.

[Includes only establishments with payroll. For meaning of abbreviations and symbols, see introductory text. For explanation of terms and comparability of 1987 and 1992 censuses, see appendix A. For information on geographic areas followed by ▲, see appendix F]

SIC code	Geographic area and kind of business or operation	Establishments (number)	Receipts (\$1,000)	Annual payroll (\$1,000)	First-quarter payroll (\$1,000)	Paid employees for pay period including March 12 (number)
HAMILTON COUNTY — Con.						
73	Business services—Con.					
738	Miscellaneous business services	97	(D)	(D)	(D)	GG
7381, 2	Detective agencies and protective services	30	(D)	(D)	(D)	GG
7381	Detective, guard, and armored car services	22	(D)	(D)	(D)	FF
7382	Security systems services	8	(D)	(D)	(D)	CC
7383	News syndicates	1	(D)	(D)	(D)	AA
7384	Photofinishing laboratories*	9	9 647	2 246	550	430
7389	Business services, n.e.c.	57	(D)	(D)	(D)	FF
7389 pt.	Sign painting shops	4	(D)	(D)	(D)	AA
7389 pt.	Interior designing	3	1 073	76	12	4
7389 pt.	Telephone answering services	6	1 412	656	158	68
7389 pt.	Other business services	44	(D)	(D)	(D)	FF
75	Automotive repair, services, and parking	251	76 765	18 488	4 369	1 216
751	Automotive rental and leasing, without drivers	20	(D)	(D)	(D)	CC
7513	Truck rental and leasing, without drivers	9	(D)	(D)	(D)	BB
7514, 5	Passenger car rental and leasing	10	(D)	(D)	(D)	BB
7514	Passenger car rental	9	(D)	(D)	(D)	BB
7515	Passenger car leasing	1	(D)	(D)	(D)	AA
7519	Utility trailer and recreational vehicle rental	1	(D)	(D)	(D)	AA
752	Automobile parking	45	6 365	1 167	284	157
753	Automotive repair shops	154	(D)	(D)	(D)	FF
7532	Top, body, and upholstery repair shops and paint shops	34	9 371	2 890	682	131
7532 pt.	Top and body repair shops	27	(D)	(D)	(D)	CC
7532 pt.	Paint shops	7	(D)	(D)	(D)	BB
7538	General automotive repair shops	66	(D)	(D)	(D)	CC
7538 pt.	General automotive repair shops, except diesel	60	(D)	(D)	(D)	CC
7538 pt.	Diesel repair shops	6	1 971	564	128	32
7533, 4, 6, 7, 9	Other automotive repair shops	54	(D)	(D)	(D)	CC
7533	Automotive exhaust system repair shops	13	(D)	(D)	(D)	BB
7534	Tire retreading and repair shops	2	(D)	(D)	(D)	AA
7536	Automotive glass replacement shops	9	(D)	(D)	(D)	BB
7537	Automotive transmission repair shops	13	2 245	777	200	41
7539	Automotive repair shops, n.e.c.	17	(D)	(D)	(D)	BB
7539 pt.	Radiator repair	2	(D)	(D)	(D)	AA
7539 pt.	Brake, front end, and wheel alignment	10	(D)	(D)	(D)	BB
7539 pt.	Automotive electrical and fuel system services	4	(D)	(D)	(D)	BB
7539 pt.	Other automotive repair shops, n.e.c.	1	(D)	(D)	(D)	AA
754	Automotive services, except repair	32	(D)	(D)	(D)	EE
7542	Carwashes	19	(D)	(D)	(D)	CC
7549	Automotive services, except repair and carwashes	13	(D)	(D)	(D)	CC
76	Miscellaneous repair services	100	(D)	(D)	(D)	FF
762	Electrical repair shops	31	16 183	6 159	1 475	361
7622	Radio and television repair shops	8	2 234	656	161	34
7623, 9	Other electrical and electronic repair shops	23	13 949	5 503	1 314	327
7623	Refrigeration and air-conditioning service and repair shops	8	2 388	564	110	25
7629	Electrical and electronic repair shops, n.e.c.	15	11 561	4 939	1 204	302
763	Watch, clock, and jewelry repair	3	344	95	29	11
764	Reupholstery and furniture repair	12	(D)	(D)	(D)	BB
769	Miscellaneous repair and related services	54	(D)	(D)	(D)	FF
7692	Welding repair	4	2 923	1 050	206	40
7694	Armature rewinding shops	2	(D)	(D)	(D)	BB
7699	Repair shops and related services, n.e.c.	48	(D)	(D)	(D)	EE
78, 79, 84	Amusement and recreation services, including motion pictures and museums	121	56 787	15 898	3 219	1 159
781, 2	Motion picture production, distribution, and services	6	(D)	(D)	(D)	CC
783	Motion picture theaters	9	(D)	(D)	(D)	CC
7832	Motion picture theaters, except drive-in	9	(D)	(D)	(D)	CC
7833	Drive-in motion picture theaters	—	—	—	—	—
784	Video tape rental	26	(D)	(D)	(D)	CC
792	Theatrical producers (except motion picture), bands, orchestras, and entertainers	—	—	—	—	—
7922	Theatrical producers (except motion picture) and miscellaneous theatrical services	—	—	—	—	—
7929	Bands, orchestras, actors, and other entertainers and entertainment groups	—	—	—	—	—
793	Bowling centers	3	(D)	(D)	(D)	BB
79 ex. 792, 3, 84	Commercial sports and other amusement and recreation services, including museums	77	(D)	(D)	(D)	FF
794	Commercial sports	2	(D)	(D)	(D)	AA
7941	Professional sports clubs, managers, promoters	2	(D)	(D)	(D)	AA
7948	Racing, including track operation	—	—	—	—	—
79 ex. 792, 3, 4, 84	Other amusement and recreation services, including museums	75	26 818	8 934	1 579	668
791	Dance studios, schools, and halls	7	932	269	87	39
7991	Physical fitness facilities	11	(D)	(D)	(D)	BB
7992	Public golf courses	5	2 184	732	161	61
7993	Coin-operated amusement devices	11	4 042	625	136	62
7996	Amusement parks	2	(D)	(D)	(D)	BB
7997	Membership sports and recreation clubs	14	(D)	(D)	(D)	EE
7999, 84	Amusement and recreation services, including museums, n.e.c.	25	(D)	(D)	(D)	CC
7999 pt.	Concession operators of amusement devices and rides	1	(D)	(D)	(D)	AA
7999 pt.	Carnivals, circuses, and fairs	1	(D)	(D)	(D)	AA
7999 pt., 84	Other recreation and amusements, including museums	23	(D)	(D)	(D)	CC

Table 6. Summary Statistics for Firms Subject to Federal Income Tax for Counties With 350 Establishments or More: 1992 — Con.

[Includes only establishments with payroll. For meaning of abbreviations and symbols, see introductory text. For explanation of terms and comparability of 1987 and 1992 censuses, see appendix A. For information on geographic areas followed by ▲, see appendix F]

SIC code	Geographic area and kind of business or operation	Establishments (number)	Receipts (\$1,000)	Annual payroll (\$1,000)	First-quarter payroll (\$1,000)	Paid employees for pay period including March 12 (number)
HAMILTON COUNTY — Con.						
80	Health services -----	644	630 750	271 291	56 972	8 278
801	Offices and clinics of doctors of medicine -----	322	273 826	148 507	28 392	2 503
8011 pt.	Offices of doctors of medicine -----	315	263 137	143 463	27 148	2 392
8011 pt.	General medical clinics -----	7	10 689	5 044	1 244	111
802	Offices and clinics of dentists -----	154	(D)	(D)	(D)	FF
803	Offices and clinics of doctors of osteopathy -----	6	(D)	(D)	(D)	BB
804	Offices and clinics of other health practitioners -----	81	18 843	6 434	1 442	330
8041	Offices and clinics of chiropractors -----	26	(D)	(D)	(D)	BB
8042	Offices and clinics of optometrists -----	19	(D)	(D)	(D)	BB
8043	Offices and clinics of podiatrists -----	7	(D)	(D)	(D)	BB
8049	Offices and clinics of health practitioners, n.e.c. -----	29	6 531	2 900	692	133
805	Nursing and personal care facilities -----	10	25 208	9 806	2 346	776
8051	Skilled nursing care facilities -----	7	(D)	(D)	(D)	FF
8052	Intermediate care facilities -----	2	(D)	(D)	(D)	BB
8059	Nursing and personal care facilities, n.e.c. -----	1	(D)	(D)	(D)	AA
806	Hospitals -----	7	157 373	52 635	12 685	2 128
8062	General medical and surgical hospitals -----	4	(D)	(D)	(D)	GG
8063, 9	Specialty hospitals -----	3	(D)	(D)	(D)	EE
807, 8, 9	Other health services -----	64	(D)	(D)	(D)	GG
807	Medical and dental laboratories -----	18	53 023	14 266	3 482	722
8071	Medical laboratories -----	6	(D)	(D)	(D)	FF
8072	Dental laboratories -----	12	(D)	(D)	(D)	BB
808	Home health care services -----	20	40 526	17 484	3 789	892
809	Miscellaneous health and allied services, n.e.c. -----	26	(D)	(D)	(D)	CC
8092	Kidney dialysis centers -----	—	—	—	—	—
8093	Specialty outpatient facilities, n.e.c. -----	20	7 065	3 019	705	116
8099	Health and allied services, n.e.c. -----	6	(D)	(D)	(D)	BB
81	Legal services -----	154	104 950	38 276	9 304	1 122
823, 4, 9	Selected educational services -----	16	(D)	(D)	(D)	CC
823	Libraries -----	—	—	—	—	—
824	Vocational schools -----	6	(D)	(D)	(D)	BB
829	Schools and educational services, n.e.c. -----	10	(D)	(D)	(D)	BB
83	Social services -----	62	12 489	4 751	1 074	602
835	Child day care services -----	45	(D)	(D)	(D)	EE
832, 3, 6, 9	Other social services -----	17	(D)	(D)	(D)	CC
87 ex. 8733	Engineering, accounting, research, management, and related services (except noncommercial research organizations) -----	292	143 703	62 235	13 276	2 123
871	Engineering, architectural, and surveying services -----	96	(D)	(D)	(D)	FF
8711	Engineering services -----	65	40 062	18 351	3 943	533
8712	Architectural services -----	21	10 660	4 085	750	109
8713	Surveying services -----	10	(D)	(D)	(D)	BB
872	Accounting, auditing, and bookkeeping services -----	99	(D)	(D)	(D)	FF
873 ex. 8733	Research, development, and testing services (except noncommercial research organizations) -----	19	(D)	(D)	(D)	CC
8731	Commercial physical and biological research -----	4	(D)	(D)	(D)	AA
8732	Commercial economic, sociological, and educational research -----	3	(D)	(D)	(D)	BB
8734	Testing laboratories -----	12	(D)	(D)	(D)	CC
874	Management and public relations services -----	78	(D)	(D)	(D)	FF
8741	Management services -----	37	(D)	(D)	(D)	EE
8742	Management consulting services -----	34	(D)	(D)	(D)	BB
8743	Public relations services -----	—	—	—	—	—
8744	Facilities support management services -----	1	(D)	(D)	(D)	CC
8748	Business consulting services, n.e.c. -----	6	(D)	(D)	(D)	AA
89	Services, n.e.c. -----	9	4 507	1 517	202	28
KNOX COUNTY						
	Total -----	3 049	1 785 266	724 805	155 097	30 953
70 ex. 704	Hotels, rooming houses, camps, and other lodging places (except membership lodging) -----	68	68 199	16 720	3 867	1 760
7011	Hotels and motels -----	62	67 591	16 614	3 852	1 745
7011 pt.	Hotels -----	23	46 188	11 963	2 828	1 239
7011 pt.	Hotels, 25 guestrooms or more -----	20	(D)	(D)	(D)	GG
7011 pt.	Hotels, less than 25 guestrooms -----	3	(D)	(D)	(D)	BB
7011 pt.	Motels, motor hotels, and tourist courts -----	39	21 403	4 651	1 024	506
7011 pt.	Motels, tourist courts -----	36	19 846	4 317	950	469
7011 pt.	Motor hotels -----	3	1 557	334	74	37
702, 3	Other lodging places -----	6	608	106	15	15
702	Rooming and boarding houses -----	—	—	—	—	—
703	Camps and recreational vehicle parks -----	6	608	106	15	15

Table 6. Summary Statistics for Firms Subject to Federal Income Tax for Counties With 350 Establishments or More: 1992 — Con.

[Includes only establishments with payroll. For meaning of abbreviations and symbols, see introductory text. For explanation of terms and comparability of 1987 and 1992 censuses, see appendix A. For information on geographic areas followed by ▲, see appendix F]

SIC code	Geographic area and kind of business or operation	Establishments (number)	Receipts (\$1,000)	Annual payroll (\$1,000)	First-quarter payroll (\$1,000)	Paid employees for pay period including March 12 (number)
KNOX COUNTY — Con.						
72	Personal services	310	80 797	30 779	7 359	2 681
721	Laundry, cleaning, and garment services	95	35 765	13 383	3 110	1 155
7211	Power laundries, family and commercial*	1	(D)	(D)	(D)	AA
7213	Linen supply*	7	(D)	(D)	(D)	EE
7215	Coin-operated laundries and drycleaning	16	3 356	674	167	84
7216	Drycleaning plants, except rug cleaning*	36	10 746	4 394	980	408
7217	Carpet and upholstery cleaning	18	4 242	1 442	328	117
7218	Industrial launderers*	4	(D)	(D)	(D)	CC
7212, 9	Other laundry, cleaning, and garment services*	13	(D)	(D)	(D)	CC
7212	Garment pressing, and agents for laundries and drycleaners	9	(D)	(D)	(D)	BB
7219	Laundry and garment services, n.e.c.*	4	(D)	(D)	(D)	BB
722	Photographic studios, portrait	27	7 324	1 721	388	186
723, 4	Beauty and barber shops	126	19 716	9 540	2 327	756
723	Beauty shops	119	18 898	9 219	2 238	730
724	Barber shops	7	818	321	89	26
725	Shoe repair shops and shoeshine parlors	7	307	86	26	14
726	Funeral service and crematories	17	10 294	3 653	769	154
729	Miscellaneous personal services	38	7 391	2 396	739	416
7291	Tax return preparation services	7	(D)	(D)	(D)	CC
7299	Miscellaneous personal services, n.e.c.	31	(D)	(D)	(D)	CC
73	Business services	537	361 033	144 918	33 309	9 595
731	Advertising	41	43 323	12 717	2 977	589
7311	Advertising agencies	29	25 416	7 695	1 686	223
7312	Outdoor advertising services	4	(D)	(D)	(D)	BB
7313	Radio, television, publishers' advertising representatives	4	(D)	(D)	(D)	BB
7319	Advertising, n.e.c.	4	(D)	(D)	(D)	CC
732	Consumer credit reporting agencies, mercantile reporting agencies, and adjustment and collection agencies	15	12 111	5 143	1 183	241
7322	Adjustment and collection services	14	(D)	(D)	(D)	CC
7323	Credit reporting services	1	(D)	(D)	(D)	BB
733	Mailing, reproduction, commercial art and photography, and stenographic services	39	10 634	3 136	648	186
7331	Direct mail advertising services	3	(D)	(D)	(D)	AA
7334	Photocopying and duplicating services	8	4 771	1 284	295	101
7335, 6	Commercial photography, art, and graphics	16	(D)	(D)	(D)	BB
7335	Commercial photography	4	(D)	(D)	(D)	AA
7336	Commercial art and graphic design	12	(D)	(D)	(D)	BB
7338	Secretarial and court reporting services	12	2 426	760	133	36
734	Services to dwellings and other buildings	111	36 926	14 379	3 191	1 578
7342	Disinfecting and pest control services	21	9 629	3 917	853	197
7349	Building cleaning and maintenance services, n.e.c.	90	27 297	10 462	2 338	1 381
735	Miscellaneous equipment rental and leasing	61	39 757	9 737	2 270	471
7352	Medical equipment rental and leasing	11	(D)	(D)	(D)	CC
7353	Heavy construction equipment rental and leasing	8	(D)	(D)	(D)	BB
7359	Equipment rental and leasing, n.e.c.	42	24 428	5 974	1 398	290
736	Personnel supply services	47	61 703	43 521	9 105	3 540
7361	Employment agencies	16	4 734	1 443	379	318
7363	Help supply services	31	56 969	42 078	8 726	3 222
7363 pt.	Temporary help supply	27	(D)	(D)	(D)	HH
7363 pt.	Help supply, except temporary	4	(D)	(D)	(D)	FF
737	Computer programming, data processing, and other computer related services	98	90 059	30 162	7 853	899
7371, 2, 3	Computer programming, prepackaged software, and integrated systems	61	76 136	25 506	6 720	698
7371	Computer programming services	32	(D)	(D)	(D)	EE
7372	Prepackaged software	17	(D)	(D)	(D)	CC
7373	Computer integrated systems	12	(D)	(D)	(D)	CC
7374, 5, 6	Data processing services	14	(D)	(D)	(D)	CC
7374, 5	Computer processing, information retrieval	13	(D)	(D)	(D)	CC
7376	Computer facilities management services	1	(D)	(D)	(D)	AA
7377, 8, 9	Computer rental and leasing, maintenance, and related services, n.e.c.	23	(D)	(D)	(D)	BB
7377	Computer rental and leasing	—	—	—	—	—
7378	Computer maintenance and repair	12	4 763	1 086	308	39
7379	Computer related services, n.e.c.	11	(D)	(D)	(D)	BB
738	Miscellaneous business services	125	66 520	26 123	6 082	2 091
7381, 2	Detective agencies and protective services	34	21 113	10 123	2 348	890
7381	Detective, guard, and armored car services	26	(D)	(D)	(D)	FF
7382	Security systems services	8	(D)	(D)	(D)	CC
7383	News syndicates	1	(D)	(D)	(D)	AA
7384	Photofinishing laboratories*	15	4 262	813	204	54
7389	Business services, n.e.c.	75	(D)	(D)	(D)	GG
7389 pt.	Sign painting shops	10	(D)	(D)	(D)	BB
7389 pt.	Interior designing	4	(D)	(D)	(D)	BB
7389 pt.	Telephone answering services	6	1 937	739	166	77
7389 pt.	Other business services	55	34 596	13 249	3 089	997

Table 6. Summary Statistics for Firms Subject to Federal Income Tax for Counties With 350 Establishments or More: 1992 — Con.

[Includes only establishments with payroll. For meaning of abbreviations and symbols, see introductory text. For explanation of terms and comparability of 1987 and 1992 censuses, see appendix A. For information on geographic areas followed by ▲, see appendix F]

SIC code	Geographic area and kind of business or operation	Establishments (number)	Receipts (\$1,000)	Annual payroll (\$1,000)	First-quarter payroll (\$1,000)	Paid employees for pay period including March 12 (number)
KNOX COUNTY — Con.						
75	Automotive repair, services, and parking	288	107 485	23 390	5 300	1 484
751	Automotive rental and leasing, without drivers	21	43 986	5 136	1 212	254
7513	Truck rental and leasing, without drivers	14	(D)	(D)	(D)	CC
7514, 5	Passenger car rental and leasing	5	1 198	311	65	14
7514	Passenger car rental	5	1 198	311	65	14
7515	Passenger car leasing	—	—	—	—	—
7519	Utility trailer and recreational vehicle rental	2	(D)	(D)	(D)	AA
752	Automobile parking	58	6 047	698	155	88
753	Automotive repair shops	172	44 020	12 555	2 822	704
7532	Top, body, and upholstery repair shops and paint shops	44	13 833	3 815	839	237
7532 pt.	Top and body repair shops	39	(D)	(D)	(D)	CC
7532 pt.	Paint shops	5	(D)	(D)	(D)	BB
7538	General automotive repair shops	74	14 593	4 094	915	226
7538 pt.	General automotive repair shops, except diesel	64	(D)	(D)	(D)	CC
7538 pt.	Diesel repair shops	10	(D)	(D)	(D)	BB
7533, 4, 6, 7, 9	Other automotive repair shops	54	15 594	4 646	1 068	241
7533	Automotive exhaust system repair shops	11	2 122	692	141	34
7534	Tire retreading and repair shops	4	(D)	(D)	(D)	AA
7536	Automotive glass replacement shops	7	(D)	(D)	(D)	BB
7537	Automotive transmission repair shops	8	3 303	989	237	47
7539	Automotive repair shops, n.e.c.	24	(D)	(D)	(D)	CC
7539 pt.	Radiator repair	6	1 332	354	81	23
7539 pt.	Brake, front end, and wheel alignment	11	2 707	985	239	55
7539 pt.	Automotive electrical and fuel system services	5	(D)	(D)	(D)	BB
7539 pt.	Other automotive repair shops, n.e.c.	2	(D)	(D)	(D)	AA
754	Automotive services, except repair	37	13 432	5 001	1 111	438
7542	Carwashes	20	5 557	2 371	498	254
7549	Automotive services, except repair and carwashes	17	7 875	2 630	613	184
76	Miscellaneous repair services	127	59 447	17 306	4 012	810
762	Electrical repair shops	51	19 967	7 588	1 820	394
7622	Radio and television repair shops	16	4 422	1 514	372	92
7623, 9	Other electrical and electronic repair shops	35	15 545	6 074	1 448	302
7623	Refrigeration and air-conditioning service and repair shops	9	3 065	884	217	45
7629	Electrical and electronic repair shops, n.e.c.	26	12 480	5 190	1 231	257
763	Watch, clock, and jewelry repair	3	(D)	(D)	(D)	AA
764	Reupholstery and furniture repair	10	2 331	393	72	23
769	Miscellaneous repair and related services	63	(D)	(D)	(D)	EE
7692	Welding repair	3	(D)	(D)	(D)	AA
7694	Armature rewinding shops	6	(D)	(D)	(D)	BB
7699	Repair shops and related services, n.e.c.	54	27 555	6 082	1 381	288
78, 79, 84	Amusement and recreation services, including motion pictures and museums	153	60 880	15 173	3 462	1 415
781, 2	Motion picture production, distribution, and services	5	(D)	(D)	(D)	BB
783	Motion picture theaters	11	10 794	1 435	351	229
7832	Motion picture theaters, except drive-in	11	10 794	1 435	351	229
7833	Drive-in motion picture theaters	—	—	—	—	—
784	Video tape rental	36	(D)	(D)	(D)	CC
792	Theatrical producers (except motion picture), bands, orchestras, and entertainers	9	(D)	(D)	(D)	BB
7922	Theatrical producers (except motion picture) and miscellaneous theatrical services	5	(D)	(D)	(D)	AA
7929	Bands, orchestras, actors, and other entertainers and entertainment groups	4	1 238	248	39	10
793	Bowling centers	6	(D)	(D)	(D)	BB
79 ex. 792, 3, 84	Commercial sports and other amusement and recreation services, including museums	86	34 316	9 855	2 199	816
794	Commercial sports	3	(D)	(D)	(D)	AA
7941	Professional sports clubs, managers, promoters	1	(D)	(D)	(D)	AA
7948	Racing, including track operation	2	(D)	(D)	(D)	AA
79 ex. 792, 3, 4, 84	Other amusement and recreation services, including museums	83	(D)	(D)	(D)	FF
791	Dance studios, schools, and halls	8	862	321	78	36
7991	Physical fitness facilities	13	6 797	1 715	451	251
7992	Public golf courses	4	9 483	2 986	685	122
7993	Coin-operated amusement devices	17	3 227	696	191	60
7996	Amusement parks	1	(D)	(D)	(D)	AA
7997	Membership sports and recreation clubs	14	9 987	2 833	555	211
7999, 84	Amusement and recreation services, including museums, n.e.c.	26	3 371	905	217	127
7999 pt.	Concession operators of amusement devices and rides	—	—	—	—	—
7999 pt.	Carnivals, circuses, and fairs	—	—	—	—	—
7999 pt., 84	Other recreation and amusements, including museums	26	3 371	905	217	127

Table 6. Summary Statistics for Firms Subject to Federal Income Tax for Counties With 350 Establishments or More: 1992 — Con.

[Includes only establishments with payroll. For meaning of abbreviations and symbols, see introductory text. For explanation of terms and comparability of 1987 and 1992 censuses, see appendix A. For information on geographic areas followed by ▲, see appendix F]

SIC code	Geographic area and kind of business or operation	Establishments (number)	Receipts (\$1,000)	Annual payroll (\$1,000)	First-quarter payroll (\$1,000)	Paid employees for pay period including March 12 (number)
KNOX COUNTY — Con.						
80	Health services -----	825	605 714	297 933	58 919	7 088
801	Offices and clinics of doctors of medicine -----	419	384 900	215 141	41 706	3 568
8011 pt.	Offices of doctors of medicine -----	411	(D)	(D)	(D)	HH
8011 pt.	General medical clinics -----	8	(D)	(D)	(D)	CC
802	Offices and clinics of dentists -----	186	63 494	21 588	4 652	909
803	Offices and clinics of doctors of osteopathy -----	2	(D)	(D)	(D)	AA
804	Offices and clinics of other health practitioners -----	127	36 578	14 772	3 127	542
8041	Offices and clinics of chiropractors -----	38	10 215	4 052	922	168
8042	Offices and clinics of optometrists -----	20	6 763	1 446	292	63
8043	Offices and clinics of podiatrists -----	15	4 226	1 973	404	75
8049	Offices and clinics of health practitioners, n.e.c. -----	54	15 374	7 301	1 509	236
805	Nursing and personal care facilities -----	8	19 584	9 156	2 205	699
8051	Skilled nursing care facilities -----	6	(D)	(D)	(D)	FF
8052	Intermediate care facilities -----	1	(D)	(D)	(D)	CC
8059	Nursing and personal care facilities, n.e.c. -----	1	(D)	(D)	(D)	AA
806	Hospitals -----	1	(D)	(D)	(D)	BB
8062	General medical and surgical hospitals -----	1	(D)	(D)	(D)	BB
8063, 9	Specialty hospitals -----	-	-	-	-	-
807, 8, 9	Other health services -----	82	(D)	(D)	(D)	GG
807	Medical and dental laboratories -----	33	36 187	14 272	3 053	427
8071	Medical laboratories -----	19	33 128	13 155	2 781	367
8072	Dental laboratories -----	14	3 059	1 117	272	60
808	Home health care services -----	24	36 079	15 090	2 303	617
809	Miscellaneous health and allied services, n.e.c. -----	25	(D)	(D)	(D)	CC
8092	Kidney dialysis centers -----	-	-	-	-	-
8093	Specialty outpatient facilities, n.e.c. -----	12	(D)	(D)	(D)	BB
8099	Health and allied services, n.e.c. -----	13	(D)	(D)	(D)	CC
81	Legal services -----	196	139 145	47 539	10 086	1 481
823, 4, 9	Selected educational services -----	30	(D)	(D)	(D)	CC
823	Libraries -----	-	-	-	-	-
824	Vocational schools -----	8	(D)	(D)	(D)	BB
829	Schools and educational services, n.e.c. -----	22	(D)	(D)	(D)	CC
83	Social services -----	93	21 631	9 760	2 198	892
835	Child day care services -----	71	10 925	5 004	1 096	565
832, 3, 6, 9	Other social services -----	22	10 706	4 756	1 102	327
87 ex. 8733	Engineering, accounting, research, management, and related services (except noncommercial research organizations) -----	406	261 515	113 066	25 256	3 511
871	Engineering, architectural, and surveying services -----	156	(D)	(D)	(D)	GG
8711	Engineering services -----	101	(D)	(D)	(D)	GG
8712	Architectural services -----	42	20 204	8 736	1 754	298
8713	Surveying services -----	13	(D)	(D)	(D)	BB
872	Accounting, auditing, and bookkeeping services -----	134	(D)	(D)	(D)	FF
873 ex. 8733	Research, development, and testing services (except noncommercial research organizations) -----	18	(D)	(D)	(D)	CC
8731	Commercial physical and biological research -----	5	(D)	(D)	(D)	AA
8732	Commercial economic, sociological, and educational research -----	7	(D)	(D)	(D)	BB
8734	Testing laboratories -----	6	(D)	(D)	(D)	CC
874	Management and public relations services -----	98	44 692	20 866	4 018	751
8741	Management services -----	35	28 449	13 204	2 594	513
8742	Management consulting services -----	38	9 489	4 843	1 039	165
8743	Public relations services -----	5	(D)	(D)	(D)	BB
8744	Facilities support management services -----	1	(D)	(D)	(D)	AA
8748	Business consulting services, n.e.c. -----	19	(D)	(D)	(D)	BB
89	Services, n.e.c. -----	16	(D)	(D)	(D)	BB
MADISON COUNTY (Coextensive with Jackson, TN MSA; see table 7a.)						
MAURY COUNTY						
Total -----		360	227 960	79 499	18 619	4 098
70 ex. 704	Hotels, rooming houses, camps, and other lodging places (except membership lodging) -----	8	4 339	987	227	103
7011	Hotels and motels -----	8	4 339	987	227	103
7011 pt.	Hotels -----	4	3 027	737	167	74
7011 pt.	Motels, motor hotels, and tourist courts -----	4	1 312	250	60	29
702, 3	Other lodging places -----	-	-	-	-	-

Table 6. Summary Statistics for Firms Subject to Federal Income Tax for Counties With 350 Establishments or More: 1992 — Con.

[Includes only establishments with payroll. For meaning of abbreviations and symbols, see introductory text. For explanation of terms and comparability of 1987 and 1992 censuses, see appendix A. For information on geographic areas followed by ▲, see appendix F.]

SIC code	Geographic area and kind of business or operation	Establishments (number)	Receipts (\$1,000)	Annual payroll (\$1,000)	First-quarter payroll (\$1,000)	Paid employees for pay period including March 12 (number)
MAURY COUNTY — Con.						
72	Personal services -----	48	11 573	3 728	995	360
721	Laundry, cleaning, and garment services -----	17	4 490	1 424	342	120
7211	Power laundries, family and commercial* -----	—	—	—	—	—
7213	Linen supply* -----	—	—	—	—	—
7215	Coin-operated laundries and drycleaning -----	5	(D)	(D)	(D)	AA
7216	Drycleaning plants, except rug cleaning* -----	8	1 420	603	140	61
7217	Carpet and upholstery cleaning -----	3	749	285	65	30
7218	Industrial laundrers* -----	1	(D)	(D)	(D)	AA
7212, 9	Other laundry, cleaning, and garment services* -----	—	—	—	—	—
722	Photographic studios, portrait -----	6	428	89	14	8
723, 4	Beauty and barber shops -----	16	1 482	546	126	57
723	Beauty shops -----	16	1 482	546	126	57
724	Barber shops -----	—	—	—	—	—
725	Shoe repair shops and shoeshine parlors -----	1	(D)	(D)	(D)	AA
726	Funeral service and crematories -----	3	(D)	(D)	(D)	BB
729	Miscellaneous personal services -----	5	(D)	(D)	(D)	CC
73	Business services -----	44	96 243	31 315	8 135	1 670
731	Advertising -----	2	(D)	(D)	(D)	AA
732	Consumer credit reporting agencies, mercantile reporting agencies, and adjustment and collection agencies -----	3	(D)	(D)	(D)	BB
733	Mailing, reproduction, commercial art and photography, and stenographic services -----	—	—	—	—	—
734	Services to dwellings and other buildings -----	13	9 987	5 729	1 307	336
735	Miscellaneous equipment rental and leasing -----	5	3 307	761	176	38
736	Personnel supply services -----	6	8 777	6 577	2 135	705
737	Computer programming, data processing, and other computer related services -----	5	(D)	(D)	(D)	EE
7371, 2, 3	Computer programming, prepackaged software, and integrated systems -----	2	(D)	(D)	(D)	CC
7374, 5, 6	Data processing services -----	2	(D)	(D)	(D)	EE
7377, 8, 9	Computer rental and leasing, maintenance, and related services, n.e.c. -----	1	(D)	(D)	(D)	AA
738	Miscellaneous business services -----	10	(D)	(D)	(D)	CC
75	Automotive repair, services, and parking -----	40	11 802	2 363	556	161
751	Automotive rental and leasing, without drivers -----	2	(D)	(D)	(D)	AA
752	Automobile parking -----	—	—	—	—	—
753	Automotive repair shops -----	32	8 219	1 947	466	135
7532	Top, body, and upholstery repair shops and paint shops -----	10	2 802	818	203	70
7538	General automotive repair shops -----	15	4 302	865	196	48
7533, 4, 6, 7, 9	Other automotive repair shops -----	7	1 115	264	67	17
754	Automotive services, except repair -----	6	(D)	(D)	(D)	AA
76	Miscellaneous repair services -----	15	1 356	396	81	35
762	Electrical repair shops -----	4	488	196	43	13
7622	Radio and television repair shops -----	1	(D)	(D)	(D)	AA
7623, 9	Other electrical and electronic repair shops -----	3	(D)	(D)	(D)	AA
763	Watch, clock, and jewelry repair -----	—	—	—	—	—
764	Reupholstery and furniture repair -----	2	(D)	(D)	(D)	AA
769	Miscellaneous repair and related services -----	9	(D)	(D)	(D)	AA
78, 79, 84	Amusement and recreation services, including motion pictures and museums -----	24	6 201	1 603	317	151
781, 2	Motion picture production, distribution, and services -----	—	—	—	—	—
783	Motion picture theaters -----	1	(D)	(D)	(D)	BB
784	Video tape rental -----	5	(D)	(D)	(D)	BB
792	Theatrical producers (except motion picture), bands, orchestras, and entertainers -----	—	—	—	—	—
793	Bowling centers -----	1	(D)	(D)	(D)	AA
79 ex. 792, 3, 84	Commercial sports and other amusement and recreation services, including museums -----	17	3 100	1 085	190	52
80	Health services -----	110	72 971	26 991	5 539	1 123
801	Offices and clinics of doctors of medicine -----	60	35 130	14 751	2 781	366
802	Offices and clinics of dentists -----	25	8 450	2 371	548	120
803	Offices and clinics of doctors of osteopathy -----	—	—	—	—	—
804	Offices and clinics of other health practitioners -----	9	2 377	437	102	33
805	Nursing and personal care facilities -----	5	10 736	4 429	1 096	409
806	Hospitals -----	—	—	—	—	—
807, 8, 9	Other health services -----	11	16 278	5 003	1 012	195
81	Legal services -----	24	6 793	2 797	478	72
823, 4, 9	Selected educational services -----	2	(D)	(D)	(D)	AA
83	Social services -----	15	2 680	991	200	87
835	Child day care services -----	12	(D)	(D)	(D)	BB
832, 3, 6, 9	Other social services -----	3	(D)	(D)	(D)	AA

Table 6. Summary Statistics for Firms Subject to Federal Income Tax for Counties With 350 Establishments or More: 1992 — Con.

[Includes only establishments with payroll. For meaning of abbreviations and symbols, see introductory text. For explanation of terms and comparability of 1987 and 1992 censuses, see appendix A. For information on geographic areas followed by ▲, see appendix F]

SIC code	Geographic area and kind of business or operation	Establishments (number)	Receipts (\$1,000)	Annual payroll (\$1,000)	First-quarter payroll (\$1,000)	Paid employees for pay period including March 12 (number)
MAURY COUNTY — Con.						
87 ex. 8733	Engineering, accounting, research, management, and related services (except noncommercial research organizations) -----	28	13 260	8 192	2 057	315
871	Engineering, architectural, and surveying services -----	9	(D)	(D)	(D)	BB
872	Accounting, auditing, and bookkeeping services -----	15	2 465	853	233	50
873 ex. 8733	Research, development, and testing services (except noncommercial research organizations) -----	—	—	—	—	—
874	Management and public relations services -----	4	(D)	(D)	(D)	CC
89	Services, n.e.c. -----	2	(D)	(D)	(D)	AA
MONTGOMERY COUNTY						
	Total -----	492	174 431	55 886	12 021	3 587
70 ex. 704	Hotels, rooming houses, camps, and other lodging places (except membership lodging) -----	16	9 389	2 001	420	235
7011	Hotels and motels -----	16	9 389	2 001	420	235
7011 pt.	Hotels -----	1	(D)	(D)	(D)	BB
7011 pt.	Motels, motor hotels, and tourist courts -----	15	(D)	(D)	(D)	CC
702, 3	Other lodging places -----	—	—	—	—	—
72	Personal services -----	86	16 230	4 255	979	482
721	Laundry, cleaning, and garment services -----	24	6 029	1 608	317	143
7211	Power laundries, family and commercial* -----	—	—	—	—	—
7213	Linen supply* -----	—	—	—	—	—
7215	Coin-operated laundries and drycleaning -----	10	(D)	(D)	(D)	BB
7216	Drycleaning plants, except rug cleaning* -----	6	1 534	533	89	43
7217	Carpet and upholstery cleaning -----	4	(D)	(D)	(D)	AA
7218	Industrial laundries* -----	1	(D)	(D)	(D)	BB
7212, 9	Other laundry, cleaning, and garment services* -----	3	(D)	(D)	(D)	BB
722	Photographic studios, portrait -----	8	1 054	173	43	22
723, 4	Beauty and barber shops -----	35	3 758	1 198	259	119
723	Beauty shops -----	33	(D)	(D)	(D)	CC
724	Barber shops -----	2	(D)	(D)	(D)	AA
725	Shoe repair shops and shoeshine parlors -----	—	—	—	—	—
726	Funeral service and crematories -----	5	(D)	(D)	(D)	BB
729	Miscellaneous personal services -----	14	(D)	(D)	(D)	CC
73	Business services -----	49	20 191	6 138	1 485	491
731	Advertising -----	4	(D)	(D)	(D)	BB
732	Consumer credit reporting agencies, mercantile reporting agencies, and adjustment and collection agencies -----	3	(D)	(D)	(D)	BB
733	Mailing, reproduction, commercial art and photography, and stenographic services -----	2	(D)	(D)	(D)	AA
734	Services to dwellings and other buildings -----	16	3 697	1 236	269	100
735	Miscellaneous equipment rental and leasing -----	5	(D)	(D)	(D)	BB
736	Personnel supply services -----	2	(D)	(D)	(D)	BB
737	Computer programming, data processing, and other computer related services -----	1	(D)	(D)	(D)	AA
7371, 2, 3	Computer programming, prepackaged software, and integrated systems -----	1	(D)	(D)	(D)	AA
7374, 5, 6	Data processing services -----	—	—	—	—	—
7377, 8, 9	Computer rental and leasing, maintenance, and related services, n.e.c. -----	—	—	—	—	—
738	Miscellaneous business services -----	16	3 497	1 504	426	143
75	Automotive repair, services, and parking -----	76	15 174	3 339	768	280
751	Automotive rental and leasing, without drivers -----	4	(D)	(D)	(D)	AA
752	Automobile parking -----	—	—	—	—	—
753	Automotive repair shops -----	57	11 051	2 471	557	179
7532	Top, body, and upholstery repair shops and paint shops -----	17	3 140	697	172	50
7538	General automotive repair shops -----	24	5 177	1 137	249	79
7533, 4, 6, 7, 9	Other automotive repair shops -----	16	2 734	637	136	50
754	Automotive services, except repair -----	15	(D)	(D)	(D)	BB
76	Miscellaneous repair services -----	22	4 932	1 359	323	92
762	Electrical repair shops -----	9	2 724	854	186	49
7622	Radio and television repair shops -----	2	(D)	(D)	(D)	AA
7623, 9	Other electrical and electronic repair shops -----	7	(D)	(D)	(D)	BB
763	Watch, clock, and jewelry repair -----	—	—	—	—	—
764	Reupholstery and furniture repair -----	2	(D)	(D)	(D)	AA
769	Miscellaneous repair and related services -----	11	(D)	(D)	(D)	BB
78, 79, 84	Amusement and recreation services, including motion pictures and museums -----	38	9 389	1 845	376	232
781, 2	Motion picture production, distribution, and services -----	—	—	—	—	—
783	Motion picture theaters -----	3	(D)	(D)	(D)	BB
784	Video tape rental -----	6	(D)	(D)	(D)	BB
792	Theatrical producers (except motion picture), bands, orchestras, and entertainers -----	2	—	—	—	—
793	Bowling centers -----	—	(D)	(D)	(D)	AA
79 ex. 792, 3, 84	Commercial sports and other amusement and recreation services, including museums -----	27	5 748	1 337	253	146

Table 6. Summary Statistics for Firms Subject to Federal Income Tax for Counties With 350 Establishments or More: 1992 — Con.

[Includes only establishments with payroll. For meaning of abbreviations and symbols, see introductory text. For explanation of terms and comparability of 1987 and 1992 censuses, see appendix A. For information on geographic areas followed by ▲, see appendix F]

SIC code	Geographic area and kind of business or operation	Establishments (number)	Receipts (\$1,000)	Annual payroll (\$1,000)	First-quarter payroll (\$1,000)	Paid employees for pay period including March 12 (number)
MONTGOMERY COUNTY — Con.						
80	Health services -----	109	73 013	28 225	5 692	1 160
801	Offices and clinics of doctors of medicine -----	55	33 462	13 829	2 651	301
802	Offices and clinics of dentists -----	29	9 542	3 574	710	141
803	Offices and clinics of doctors of osteopathy -----	1	(D)	(D)	(D)	AA
804	Offices and clinics of other health practitioners -----	9	2 700	521	111	36
805	Nursing and personal care facilities -----	4	8 776	3 478	866	380
806	Hospitals -----	—	—	—	—	—
807, 8, 9	Other health services -----	11	(D)	(D)	(D)	EE
81	Legal services -----	34	11 937	3 072	677	151
823, 4, 9	Selected educational services -----	7	(D)	(D)	(D)	BB
83	Social services -----	25	4 280	1 850	432	253
835	Child day care services -----	19	(D)	(D)	(D)	CC
832, 3, 6, 9	Other social services -----	6	(D)	(D)	(D)	AA
87 ex. 8733	Engineering, accounting, research, management, and related services (except noncommercial research organizations) -----	29	6 544	2 419	566	129
871	Engineering, architectural, and surveying services -----	15	3 371	1 397	320	70
872	Accounting, auditing, and bookkeeping services -----	10	2 096	676	164	38
873 ex. 8733	Research, development, and testing services (except noncommercial research organizations) -----	—	—	—	—	—
874	Management and public relations services -----	4	1 077	346	82	21
89	Services, n.e.c. -----	1	(D)	(D)	(D)	AA
PUTNAM COUNTY						
	Total -----	388	154 128	58 910	12 246	3 450
70 ex. 704	Hotels, rooming houses, camps, and other lodging places (except membership lodging) -----	13	(D)	(D)	(D)	CC
7011	Hotels and motels -----	12	8 284	1 714	450	206
7011 pt.	Hotels -----	8	6 571	1 432	388	169
7011 pt.	Motels, motor hotels, and tourist courts -----	4	1 713	282	62	37
702, 3	Other lodging places -----	1	(D)	(D)	(D)	AA
72	Personal services -----	52	25 763	10 224	2 561	722
721	Laundry, cleaning, and garment services -----	14	(D)	(D)	(D)	FF
7211	Power laundries, family and commercial* -----	1	(D)	(D)	(D)	EE
7213	Linen supply* -----	1	(D)	(D)	(D)	AA
7215	Coin-operated laundries and drycleaning -----	6	(D)	(D)	(D)	AA
7216	Drycleaning plants, except rug cleaning* -----	5	1 058	336	97	46
7217	Carpet and upholstery cleaning -----	1	(D)	(D)	(D)	AA
7218	Industrial launderers* -----	—	—	—	—	—
7212, 9	Other laundry, cleaning, and garment services* -----	—	—	—	—	—
722	Photographic studios, portrait -----	5	(D)	(D)	(D)	AA
723, 4	Beauty and barber shops -----	22	1 274	558	124	57
723	Beauty shops -----	20	(D)	(D)	(D)	BB
724	Barber shops -----	2	(D)	(D)	(D)	AA
725	Shoe repair shops and shoeshine parlors -----	1	(D)	(D)	(D)	AA
726	Funeral service and crematories -----	5	2 205	386	95	29
729	Miscellaneous personal services -----	5	(D)	(D)	(D)	BB
73	Business services -----	53	19 980	9 278	1 725	803
731	Advertising -----	6	2 267	669	120	37
732	Consumer credit reporting agencies, mercantile reporting agencies, and adjustment and collection agencies -----	2	(D)	(D)	(D)	AA
733	Mailing, reproduction, commercial art and photography, and stenographic services -----	3	346	42	8	3
734	Services to dwellings and other buildings -----	13	2 699	1 027	230	114
735	Miscellaneous equipment rental and leasing -----	4	1 378	247	60	16
736	Personnel supply services -----	7	4 181	2 916	415	342
737	Computer programming, data processing, and other computer related services -----	7	3 732	1 671	308	59
7371, 2, 3	Computer programming, prepackaged software, and integrated systems -----	4	(D)	(D)	(D)	BB
7374, 5, 6	Data processing services -----	1	(D)	(D)	(D)	BB
7377, 8, 9	Computer rental and leasing, maintenance, and related services, n.e.c. -----	2	(D)	(D)	(D)	AA
738	Miscellaneous business services -----	11	(D)	(D)	(D)	CC
75	Automotive repair, services, and parking -----	44	9 843	1 851	437	142
751	Automotive rental and leasing, without drivers -----	2	(D)	(D)	(D)	AA
752	Automobile parking -----	—	—	—	—	—
753	Automotive repair shops -----	38	8 353	1 641	389	122
7532	Top, body, and upholstery repair shops and paint shops -----	10	3 415	633	154	45
7538	General automotive repair shops -----	19	3 773	694	169	54
7533, 4, 6, 7, 9	Other automotive repair shops -----	9	1 165	314	66	23
754	Automotive services, except repair -----	4	(D)	(D)	(D)	AA

Table 6. Summary Statistics for Firms Subject to Federal Income Tax for Counties With 350 Establishments or More: 1992 — Con.

[Includes only establishments with payroll. For meaning of abbreviations and symbols, see introductory text. For explanation of terms and comparability of 1987 and 1992 censuses, see appendix A. For information on geographic areas followed by ▲, see appendix F]

SIC code	Geographic area and kind of business or operation	Establishments (number)	Receipts (\$1,000)	Annual payroll (\$1,000)	First-quarter payroll (\$1,000)	Paid employees for pay period including March 12 (number)
PUTNAM COUNTY—Con.						
76	Miscellaneous repair services -----	15	4 457	1 083	246	58
762	Electrical repair shops -----	5	2 245	588	134	30
7622	Radio and television repair shops -----	2	(D)	(D)	(D)	AA
7623, 9	Other electrical and electronic repair shops -----	3	(D)	(D)	(D)	AA
763	Watch, clock, and jewelry repair -----	—	—	—	—	—
764	Reupholstery and furniture repair -----	1	(D)	(D)	(D)	AA
769	Miscellaneous repair and related services -----	9	(D)	(D)	(D)	BB
78, 79, 84	Amusement and recreation services, including motion pictures and museums -----	27	5 297	970	212	116
781, 2	Motion picture production, distribution, and services -----	1	(D)	(D)	(D)	AA
783	Motion picture theaters -----	3	(D)	(D)	(D)	BB
784	Video tape rental -----	4	(D)	(D)	(D)	AA
792	Theatrical producers (except motion picture), bands, orchestras, and entertainers -----	1	(D)	(D)	(D)	AA
793	Bowling centers -----	2	(D)	(D)	(D)	AA
79 ex. 792, 3, 84	Commercial sports and other amusement and recreation services, including museums -----	16	2 452	516	98	56
80	Health services -----	108	60 697	25 911	5 184	1 103
801	Offices and clinics of doctors of medicine -----	51	26 173	13 287	2 213	303
802	Offices and clinics of dentists -----	19	6 337	2 624	463	95
803	Offices and clinics of doctors of osteopathy -----	—	—	—	—	—
804	Offices and clinics of other health practitioners -----	19	4 039	1 184	288	66
805	Nursing and personal care facilities -----	4	10 384	4 591	1 071	409
806	Hospitals -----	—	—	—	—	—
807, 8, 9	Other health services -----	15	13 764	4 225	1 149	230
81	Legal services -----	28	8 390	2 905	368	82
823, 4, 9	Selected educational services -----	3	(D)	(D)	(D)	AA
83	Social services -----	15	1 560	607	111	64
835	Child day care services -----	12	(D)	(D)	(D)	BB
832, 3, 6, 9	Other social services -----	3	(D)	(D)	(D)	AA
87 ex. 8733	Engineering, accounting, research, management, and related services (except noncommercial research organizations) -----	29	9 195	4 157	916	139
871	Engineering, architectural, and surveying services -----	10	(D)	(D)	(D)	BB
872	Accounting, auditing, and bookkeeping services -----	13	2 864	1 308	218	53
873 ex. 8733	Research, development, and testing services (except noncommercial research organizations) -----	3	158	38	6	5
874	Management and public relations services -----	3	(D)	(D)	(D)	BB
89	Services, n.e.c. -----	1	(D)	(D)	(D)	AA
RUTHERFORD COUNTY						
	Total -----	657	357 282	119 645	26 087	6 488
70 ex. 704	Hotels, rooming houses, camps, and other lodging places (except membership lodging) -----	18	(D)	(D)	(D)	EE
7011	Hotels and motels -----	14	10 801	2 356	558	291
7011 pt.	Hotels -----	4	5 867	1 288	292	149
7011 pt.	Motels, motor hotels, and tourist courts -----	10	4 934	1 068	266	142
702, 3	Other lodging places -----	4	(D)	(D)	(D)	BB
72	Personal services -----	83	15 217	4 825	1 140	380
721	Laundry, cleaning, and garment services -----	26	4 097	1 454	363	168
7211	Power laundries, family and commercial* -----	—	—	—	—	—
7213	Linen supply* -----	—	—	—	—	—
7215	Coin-operated laundries and drycleaning -----	7	1 039	387	93	42
7216	Drycleaning plants, except rug cleaning* -----	11	2 322	831	212	98
7217	Carpet and upholstery cleaning -----	3	(D)	(D)	(D)	AA
7218	Industrial laundriers* -----	—	—	—	—	—
7212, 9	Other laundry, cleaning, and garment services* -----	5	(D)	(D)	(D)	BB
722	Photographic studios, portrait -----	9	2 094	401	76	32
723, 4	Beauty and barber shops -----	30	3 220	1 218	278	108
723	Beauty shops -----	30	3 220	1 218	278	108
724	Barber shops -----	—	—	—	—	—
725	Shoe repair shops and shoeshine parlors -----	—	—	—	—	—
726	Funeral service and crematories -----	4	(D)	(D)	(D)	BB
729	Miscellaneous personal services -----	14	(D)	(D)	(D)	BB

Table 6. Summary Statistics for Firms Subject to Federal Income Tax for Counties With 350 Establishments or More: 1992 — Con.

[Includes only establishments with payroll. For meaning of abbreviations and symbols, see introductory text. For explanation of terms and comparability of 1987 and 1992 censuses, see appendix A. For information on geographic areas followed by ▲, see appendix F]

SIC code	Geographic area and kind of business or operation	Establishments (number)	Receipts (\$1,000)	Annual payroll (\$1,000)	First-quarter payroll (\$1,000)	Paid employees for pay period including March 12 (number)
RUTHERFORD COUNTY — Con.						
73	Business services	98	43 476	22 943	4 698	1 770
731	Advertising	5	(D)	(D)	(D)	BB
732	Consumer credit reporting agencies, mercantile reporting agencies, and adjustment and collection agencies	3	491	213	47	19
733	Mailing, reproduction, commercial art and photography, and stenographic services	8	1 740	366	83	34
734	Services to dwellings and other buildings	38	15 670	8 217	1 811	491
735	Miscellaneous equipment rental and leasing	9	4 819	1 186	267	84
736	Personnel supply services	12	15 099	11 100	2 022	1 028
737	Computer programming, data processing, and other computer related services	6	(D)	(D)	(D)	BB
7371, 2, 3	Computer programming, prepackaged software, and integrated systems	5	(D)	(D)	(D)	AA
7374, 5, 6	Data processing services	1	(D)	(D)	(D)	AA
7377, 8, 9	Computer rental and leasing, maintenance, and related services, n.e.c.	—	—	—	—	—
738	Miscellaneous business services	17	(D)	(D)	(D)	BB
75	Automotive repair, services, and parking	77	80 376	8 580	2 017	488
751	Automotive rental and leasing, without drivers	7	(D)	(D)	(D)	CC
752	Automobile parking	—	—	—	—	—
753	Automotive repair shops	56	(D)	(D)	(D)	CC
7532	Top, body, and upholstery repair shops and paint shops	11	3 671	1 057	248	47
7538	General automotive repair shops	28	5 062	1 134	269	74
7533, 4, 6, 7, 9	Other automotive repair shops	17	(D)	(D)	(D)	BB
754	Automotive services, except repair	14	(D)	(D)	(D)	BB
76	Miscellaneous repair services	31	12 376	3 796	790	152
762	Electrical repair shops	10	2 678	680	107	25
7622	Radio and television repair shops	3	(D)	(D)	(D)	AA
7623, 9	Other electrical and electronic repair shops	7	(D)	(D)	(D)	BB
763	Watch, clock, and jewelry repair	—	—	—	—	—
764	Reupholstery and furniture repair	1	(D)	(D)	(D)	AA
769	Miscellaneous repair and related services	20	(D)	(D)	(D)	CC
78, 79, 84	Amusement and recreation services, including motion pictures and museums	43	34 780	3 481	741	337
781, 2	Motion picture production, distribution, and services	2	(D)	(D)	(D)	BB
783	Motion picture theaters	3	(D)	(D)	(D)	BB
784	Video tape rental	11	2 703	540	128	81
792	Theatrical producers (except motion picture), bands, orchestras, and entertainers	3	(D)	(D)	(D)	AA
793	Bowling centers	2	(D)	(D)	(D)	BB
79 ex. 792, 3; 84	Commercial sports and other amusement and recreation services, including museums	22	3 886	1 000	204	113
80	Health services	169	115 687	54 345	11 818	2 015
801	Offices and clinics of doctors of medicine	59	45 808	23 098	4 531	522
802	Offices and clinics of dentists	47	15 165	4 843	1 049	211
803	Offices and clinics of doctors of osteopathy	1	(D)	(D)	(D)	AA
804	Offices and clinics of other health practitioners	40	27 542	14 724	3 622	555
805	Nursing and personal care facilities	6	13 718	5 873	1 339	492
806	Hospitals	—	—	—	—	—
807, 8, 9	Other health services	16	(D)	(D)	(D)	CC
81	Legal services	45	10 494	2 550	596	151
823, 4, 9	Selected educational services	7	2 398	1 182	198	56
83	Social services	28	(D)	(D)	(D)	CC
835	Child day care services	24	4 342	1 881	458	233
832, 3, 6, 9	Other social services	4	(D)	(D)	(D)	AA
87 ex. 8733	Engineering, accounting, research, management, and related services (except noncommercial research organizations)	55	24 608	13 034	2 925	554
871	Engineering, architectural, and surveying services	14	6 611	3 065	583	88
872	Accounting, auditing, and bookkeeping services	20	(D)	(D)	(D)	CC
873 ex. 8733	Research, development, and testing services (except noncommercial research organizations)	4	(D)	(D)	(D)	BB
874	Management and public relations services	17	12 028	7 282	1 691	339
89	Services, n.e.c.	3	(D)	(D)	(D)	AA

Table 6. Summary Statistics for Firms Subject to Federal Income Tax for Counties With 350 Establishments or More: 1992 — Con.

[Includes only establishments with payroll. For meaning of abbreviations and symbols, see introductory text. For explanation of terms and comparability of 1987 and 1992 censuses, see appendix A. For information on geographic areas followed by ▲, see appendix F]

SIC code	Geographic area and kind of business or operation	Establishments (number)	Receipts (\$1,000)	Annual payroll (\$1,000)	First-quarter payroll (\$1,000)	Paid employees for pay period including March 12 (number)
SEVIER COUNTY						
	Total	551	270 201	84 201	14 320	5 776
70 ex. 704	Hotels, rooming houses, camps, and other lodging places (except membership lodging)	190	139 399	33 631	5 741	2 596
7011	Hotels and motels	174	135 982	32 768	5 632	2 540
7011 pt.	Hotels	42	51 584	12 734	2 530	1 021
7011 pt.	Motels, motor hotels, and tourist courts	132	84 398	20 034	3 102	1 519
702, 3	Other lodging places	16	3 417	863	109	56
72	Personal services	40	7 066	1 886	352	159
721	Laundry, cleaning, and garment services	9	1 612	474	92	55
7211	Power laundries, family and commercial*	—	—	—	—	—
7213	Linen supply*	—	—	—	—	—
7215	Coin-operated laundries and drycleaning	3	532	40	7	8
7216	Drycleaning plants, except rug cleaning*	3	(D)	(D)	(D)	BB
7217	Carpet and upholstery cleaning	2	(D)	(D)	(D)	AA
7218	Industrial laundriers*	—	—	—	—	—
7212, 9	Other laundry, cleaning, and garment services*	1	(D)	(D)	(D)	AA
722	Photographic studios, portrait	9	1 142	303	33	25
723, 4	Beauty and barber shops	8	1 115	440	91	27
723	Beauty shops	8	1 115	440	91	27
724	Barber shops	—	—	—	—	—
725	Shoe repair shops and shoeshine parlors	1	(D)	(D)	(D)	AA
726	Funeral service and crematories	1	(D)	(D)	(D)	AA
729	Miscellaneous personal services	12	(D)	(D)	(D)	BB
73	Business services	51	14 774	4 753	668	270
731	Advertising	4	(D)	(D)	(D)	BB
732	Consumer credit reporting agencies, mercantile reporting agencies, and adjustment and collection agencies	—	—	—	—	—
733	Mailing, reproduction, commercial art and photography, and stenographic services	1	(D)	(D)	(D)	AA
734	Services to dwellings and other buildings	17	2 030	825	205	92
735	Miscellaneous equipment rental and leasing	4	1 708	385	33	16
736	Personnel supply services	3	(D)	(D)	(D)	BB
737	Computer programming, data processing, and other computer related services	5	(D)	(D)	(D)	BB
7371, 2, 3	Computer programming, prepackaged software, and integrated systems	3	(D)	(D)	(D)	AA
7374, 5, 6	Data processing services	2	(D)	(D)	(D)	AA
7377, 8, 9	Computer rental and leasing, maintenance, and related services, n.e.c.	—	—	—	—	—
738	Miscellaneous business services	17	4 744	1 457	143	61
75	Automotive repair, services, and parking	25	4 699	1 022	214	90
751	Automotive rental and leasing, without drivers	—	—	—	—	—
752	Automobile parking	5	840	148	23	20
753	Automotive repair shops	18	(D)	(D)	(D)	BB
7532	Top, body, and upholstery repair shops and paint shops	5	1 562	471	105	24
7538	General automotive repair shops	7	(D)	(D)	(D)	AA
7533, 4, 6, 7, 9	Other automotive repair shops	6	(D)	(D)	(D)	AA
754	Automotive services, except repair	2	(D)	(D)	(D)	BB
76	Miscellaneous repair services	12	3 291	912	230	50
762	Electrical repair shops	2	(D)	(D)	(D)	AA
7622	Radio and television repair shops	—	—	—	—	—
7623, 9	Other electrical and electronic repair shops	2	(D)	(D)	(D)	AA
763	Watch, clock, and jewelry repair	—	—	—	—	—
764	Reupholstery and furniture repair	1	(D)	(D)	(D)	AA
769	Miscellaneous repair and related services	9	(D)	(D)	(D)	BB
78, 79, 84	Amusement and recreation services, including motion pictures and museums	85	57 425	22 941	3 387	1 692
781, 2	Motion picture production, distribution, and services	1	(D)	(D)	(D)	AA
783	Motion picture theaters	2	(D)	(D)	(D)	AA
784	Video tape rental	8	(D)	(D)	(D)	BB
792	Theatrical producers (except motion picture), bands, orchestras, and entertainers	5	4 204	1 492	355	104
793	Bowling centers	—	—	—	—	—
79 ex. 792, 3, 84	Commercial sports and other amusement and recreation services, including museums	69	51 270	21 049	2 945	1 546
80	Health services	57	25 025	9 692	2 041	511
801	Offices and clinics of doctors of medicine	24	8 773	3 611	673	105
802	Offices and clinics of dentists	17	3 942	1 452	335	72
803	Offices and clinics of doctors of osteopathy	1	(D)	(D)	(D)	AA
804	Offices and clinics of other health practitioners	8	1 587	418	97	22
805	Nursing and personal care facilities	2	(D)	(D)	(D)	CC
806	Hospitals	—	—	—	—	—
807, 8, 9	Other health services	5	(D)	(D)	(D)	BB
81	Legal services	29	4 895	1 520	307	82
823, 4, 9	Selected educational services	—	—	—	—	—

Table 6. Summary Statistics for Firms Subject to Federal Income Tax for Counties With 350 Establishments or More: 1992 — Con.

[Includes only establishments with payroll. For meaning of abbreviations and symbols, see introductory text. For explanation of terms and comparability of 1987 and 1992 censuses, see appendix A. For information on geographic areas followed by ▲, see appendix F]

SIC code	Geographic area and kind of business or operation	Establishments (number)	Receipts (\$1,000)	Annual payroll (\$1,000)	First-quarter payroll (\$1,000)	Paid employees for pay period including March 12 (number)
SEVIER COUNTY—Con.						
83	Social services	16	(D)	(D)	(D)	BB
835	Child day care services	13	(D)	(D)	(D)	BB
832, 3, 6, 9	Other social services	3	(D)	(D)	(D)	BB
87 ex. 8733	Engineering, accounting, research, management, and related services (except noncommercial research organizations)	45	11 156	6 884	1 193	246
871	Engineering, architectural, and surveying services	13	(D)	(D)	(D)	BB
872	Accounting, auditing, and bookkeeping services	14	1 801	788	197	47
873 ex. 8733	Research, development, and testing services (except noncommercial research organizations)	1	(D)	(D)	(D)	AA
874	Management and public relations services	17	6 839	5 056	754	150
89	Services, n.e.c.	1	(D)	(D)	(D)	AA
SHELBY COUNTY						
	Total	5 909	4 235 851	1 518 931	341 168	72 424
70 ex. 704	Hotels, rooming houses, camps, and other lodging places (except membership lodging)	134	(D)	(D)	(D)	II
7011	Hotels and motels	130	(D)	(D)	(D)	II
7011 pt.	Hotels	69	(D)	(D)	(D)	HH
7011 pt.	Hotels, 25 guestrooms or more	60	(D)	(D)	(D)	HH
7011 pt.	Hotels, less than 25 guestrooms	9	(D)	(D)	(D)	BB
7011 pt.	Motels, motor hotels, and tourist courts	61	38 722	8 831	1 977	885
7011 pt.	Motels, tourist courts	53	(D)	(D)	(D)	FF
7011 pt.	Motor hotels	8	(D)	(D)	(D)	CC
702, 3	Other lodging places	4	(D)	(D)	(D)	CC
702	Rooming and boarding houses	2	(D)	(D)	(D)	BB
703	Camps and recreational vehicle parks	2	(D)	(D)	(D)	AA
72	Personal services	692	188 740	76 227	18 277	6 055
721	Laundry, cleaning, and garment services	222	78 809	31 066	7 414	2 606
7211	Power laundries, family and commercial*	13	4 727	1 826	462	209
7213	Linen supply*	2	(D)	(D)	(D)	CC
7215	Coin-operated laundries and drycleaning	29	3 275	626	146	80
7216	Drycleaning plants, except rug cleaning*	109	31 721	13 488	3 271	1 388
7217	Carpet and upholstery cleaning	29	(D)	(D)	(D)	CC
7218	Industrial launderers*	6	21 315	8 506	1 917	427
7212, 9	Other laundry, cleaning, and garment services*	34	(D)	(D)	(D)	CC
7212	Garment pressing, and agents for laundries and drycleaners	14	(D)	(D)	(D)	BB
7219	Laundry and garment services, n.e.c.*	20	(D)	(D)	(D)	BB
722	Photographic studios, portrait	46	19 745	10 611	2 379	473
723, 4	Beauty and barber shops	293	48 836	24 272	5 718	1 789
723	Beauty shops	280	48 199	24 052	5 661	1 762
724	Barber shops	13	637	220	57	27
725	Shoe repair shops and shoeshine parlors	18	1 735	349	80	36
726	Funeral service and crematories	24	(D)	(D)	(D)	EE
729	Miscellaneous personal services	89	(D)	(D)	(D)	FF
7291	Tax return preparation services	18	(D)	(D)	(D)	EE
7299	Miscellaneous personal services, n.e.c.	71	16 384	3 681	824	341
73	Business services	1 111	1 025 230	394 484	93 134	26 152
731	Advertising	91	(D)	(D)	(D)	FF
7311	Advertising agencies	67	(D)	(D)	(D)	FF
7312	Outdoor advertising services	7	8 179	1 424	392	63
7313	Radio, television, publishers' advertising representatives	6	8 396	2 833	762	98
7319	Advertising, n.e.c.	11	22 942	3 670	654	193
732	Consumer credit reporting agencies, mercantile reporting agencies, and adjustment and collection agencies	39	(D)	(D)	(D)	FF
7322	Adjustment and collection services	32	(D)	(D)	(D)	FF
7323	Credit reporting services	7	12 556	3 512	851	161
733	Mailing, reproduction, commercial art and photography, and stenographic services	102	83 051	24 383	4 583	785
7331	Direct mail advertising services	15	(D)	(D)	(D)	CC
7334	Photocopying and duplicating services	17	(D)	(D)	(D)	CC
7335, 6	Commercial photography, art, and graphics	50	(D)	(D)	(D)	CC
7335	Commercial photography	13	3 716	1 012	223	62
7336	Commercial art and graphic design	37	(D)	(D)	(D)	CC
7338	Secretarial and court reporting services	20	(D)	(D)	(D)	CC
734	Services to dwellings and other buildings	182	66 535	31 877	7 447	3 694
7342	Disinfecting and pest control services	47	(D)	(D)	(D)	EE
7349	Building cleaning and maintenance services, n.e.c.	135	(D)	(D)	(D)	HH
735	Miscellaneous equipment rental and leasing	87	(D)	(D)	(D)	FF
7352	Medical equipment rental and leasing	13	8 020	1 894	500	98
7353	Heavy construction equipment rental and leasing	12	9 343	2 002	504	52
7359	Equipment rental and leasing, n.e.c.	62	(D)	(D)	(D)	FF
736	Personnel supply services	119	(D)	(D)	(D)	II
7361	Employment agencies	44	(D)	(D)	(D)	EE
7363	Help supply services	75	127 902	89 380	21 692	9 433
7363 pt.	Temporary help supply	61	(D)	(D)	(D)	II
7363 pt.	Help supply, except temporary	14	(D)	(D)	(D)	GG

Table 6. Summary Statistics for Firms Subject to Federal Income Tax for Counties With 350 Establishments or More: 1992 — Con.

[Includes only establishments with payroll. For meaning of abbreviations and symbols, see introductory text. For explanation of terms and comparability of 1987 and 1992 censuses, see appendix A. For information on geographic areas followed by ▲, see appendix F]

SIC code	Geographic area and kind of business or operation	Establishments (number)	Receipts (\$1,000)	Annual payroll (\$1,000)	First-quarter payroll (\$1,000)	Paid employees for pay period including March 12 (number)
SHELBY COUNTY—Con.						
73	Business services—Con.					
737	Computer programming, data processing, and other computer related services -----	189	256 939	90 614	20 895	2 694
7371, 2, 3	Computer programming, prepackaged software, and integrated systems -----	98	(D)	(D)	(D)	GG
7371	Computer programming services -----	66	(D)	(D)	(D)	FF
7372	Prepackaged software -----	18	(D)	(D)	(D)	EE
7373	Computer integrated systems -----	14	51 670	15 673	3 608	355
7374, 5, 6	Data processing services -----	30	(D)	(D)	(D)	FF
7374, 5	Computer processing, information retrieval -----	25	(D)	(D)	(D)	EE
7376	Computer facilities management services -----	5	(D)	(D)	(D)	CC
7377, 8, 9	Computer rental and leasing, maintenance, and related services, n.e.c. -----	61	74 864	20 394	4 882	804
7377	Computer rental and leasing -----	3	(D)	(D)	(D)	AA
7378	Computer maintenance and repair -----	32	46 067	12 261	3 311	545
7379	Computer related services, n.e.c. -----	26	(D)	(D)	(D)	CC
738	Miscellaneous business services -----	302	266 900	90 900	21 481	6 765
7381, 2	Detective agencies and protective services -----	87	(D)	(D)	(D)	HH
7381	Detective, guard, and armored car services -----	69	(D)	(D)	(D)	HH
7382	Security systems services -----	18	(D)	(D)	(D)	EE
7383	News syndicates -----	2	(D)	(D)	(D)	AA
7384	Photofinishing laboratories* -----	28	(D)	(D)	(D)	CC
7389	Business services, n.e.c. -----	185	184 026	49 053	11 640	3 292
7389 pt.	Sign painting shops -----	7	(D)	(D)	(D)	BB
7389 pt.	Interior designing -----	13	5 046	1 050	283	46
7389 pt.	Telephone answering services -----	7	(D)	(D)	(D)	FF
7389 pt.	Other business services -----	158	149 424	40 151	9 143	2 652
75	Automotive repair, services, and parking -----	642	321 249	63 464	14 951	3 577
751	Automotive rental and leasing, without drivers -----	62	(D)	(D)	(D)	FF
7513	Truck rental and leasing, without drivers -----	34	(D)	(D)	(D)	EE
7514, 5	Passenger car rental and leasing -----	27	62 643	7 499	1 904	403
7514	Passenger car rental -----	21	40 899	5 720	1 423	350
7515	Passenger car leasing -----	6	21 744	1 779	481	53
7519	Utility trailer and recreational vehicle rental -----	1	(D)	(D)	(D)	AA
752	Automobile parking -----	92	13 577	1 478	371	179
753	Automotive repair shops -----	415	(D)	(D)	(D)	GG
7532	Top, body, and upholstery repair shops and paint shops -----	112	53 269	15 261	3 462	711
7532 pt.	Top and body repair shops -----	98	50 109	14 289	3 236	620
7532 pt.	Paint shops -----	14	3 160	972	226	91
7538	General automotive repair shops -----	177	(D)	(D)	(D)	FF
7538 pt.	General automotive repair shops, except diesel -----	155	37 149	10 359	2 442	620
7538 pt.	Diesel repair shops -----	22	(D)	(D)	(D)	CC
7533, 4, 6, 7, 9	Other automotive repair shops -----	126	(D)	(D)	(D)	FF
7533	Automotive exhaust system repair shops -----	21	(D)	(D)	(D)	BB
7534	Tire retreading and repair shops -----	6	(D)	(D)	(D)	BB
7536	Automotive glass replacement shops -----	23	10 212	2 763	591	92
7537	Automotive transmission repair shops -----	34	10 462	3 301	724	150
7539	Automotive repair shops, n.e.c. -----	42	(D)	(D)	(D)	CC
7539 pt.	Radiator repair -----	11	(D)	(D)	(D)	BB
7539 pt.	Brake, front end, and wheel alignment -----	17	5 377	1 727	401	70
7539 pt.	Automotive electrical and fuel system services -----	9	3 518	998	222	54
7539 pt.	Other automotive repair shops, n.e.c. -----	5	(D)	(D)	(D)	AA
754	Automotive services, except repair -----	73	17 529	4 931	1 117	561
7542	Carwashes -----	38	(D)	(D)	(D)	EE
7549	Automotive services, except repair and carwashes -----	35	(D)	(D)	(D)	CC
76	Miscellaneous repair services -----	248	135 841	47 364	10 672	1 964
762	Electrical repair shops -----	83	(D)	(D)	(D)	FF
7622	Radio and television repair shops -----	29	12 641	4 233	1 006	168
7623, 9	Other electrical and electronic repair shops -----	54	(D)	(D)	(D)	FF
7623	Refrigeration and air-conditioning service and repair shops -----	13	7 100	1 936	469	88
7629	Electrical and electronic repair shops, n.e.c. -----	41	(D)	(D)	(D)	FF
763	Watch, clock, and jewelry repair -----	9	(D)	(D)	(D)	AA
764	Reupholstery and furniture repair -----	27	(D)	(D)	(D)	CC
769	Miscellaneous repair and related services -----	129	75 340	25 921	5 828	952
7692	Welding repair -----	5	(D)	(D)	(D)	BB
7694	Armature rewinding shops -----	9	(D)	(D)	(D)	BB
7699	Repair shops and related services, n.e.c. -----	115	62 396	22 366	5 036	822
78, 79, 84	Amusement and recreation services, including motion pictures and museums -----	258	192 880	33 100	6 981	2 640
781, 2	Motion picture production, distribution, and services -----	30	(D)	(D)	(D)	EE
783	Motion picture theaters -----	14	(D)	(D)	(D)	CC
7832	Motion picture theaters, except drive-in -----	12	(D)	(D)	(D)	CC
7833	Drive-in motion picture theaters -----	2	(D)	(D)	(D)	BB
784	Video tape rental -----	48	(D)	(D)	(D)	EE
792	Theatrical producers (except motion picture), bands, orchestras, and entertainers -----	18	(D)	(D)	(D)	BB
7922	Theatrical producers (except motion picture) and miscellaneous theatrical services -----	6	(D)	(D)	(D)	AA
7929	Bands, orchestras, actors, and other entertainers and entertainment groups -----	12	9 907	1 082	203	22
793	Bowling centers -----	7	(D)	(D)	(D)	CC

Table 6. Summary Statistics for Firms Subject to Federal Income Tax for Counties With 350 Establishments or More: 1992 — Con.

[Includes only establishments with payroll. For meaning of abbreviations and symbols, see introductory text. For explanation of terms and comparability of 1987 and 1992 censuses, see appendix A. For information on geographic areas followed by ▲, see appendix F]

SIC code	Geographic area and kind of business or operation	Establishments (number)	Receipts (\$1,000)	Annual payroll (\$1,000)	First-quarter payroll (\$1,000)	Paid employees for pay period including March 12 (number)
SHELBY COUNTY—Con.						
78, 79, 84	Amusement and recreation services, including motion pictures and museums—Con.					
79 ex. 792, 3, 84	Commercial sports and other amusement and recreation services, including museums	141	(D)	(D)	(D)	GG
794	Commercial sports	9	(D)	(D)	(D)	BB
7941	Professional sports clubs, managers, promoters	7	3 006	606	92	37
7948	Racing, including track operation	2	(D)	(D)	(D)	AA
79 ex. 792, 3, 4; 84	Other amusement and recreation services, including museums	132	(D)	(D)	(D)	GG
791	Dance studios, schools, and halls	16	1 802	564	145	59
7991	Physical fitness facilities	25	8 316	2 361	568	274
7992	Public golf courses	6	4 924	1 146	190	70
7993	Coin-operated amusement devices	22	(D)	(D)	(D)	BB
7996	Amusement parks	6	8 521	2 913	316	119
7997	Membership sports and recreation clubs	11	(D)	(D)	(D)	EE
7999, 84	Amusement and recreation services, including museums, n.e.c. ..	46	(D)	(D)	(D)	FF
7999 pt.	Concession operators of amusement devices and rides	1	(D)	(D)	(D)	AA
7999 pt., 84	Carnivals, circuses, and fairs	—	—	—	—	—
	Other recreation and amusements, including museums	45	(D)	(D)	(D)	FF
80	Health services	1 489	1 157 759	505 203	104 321	14 676
801	Offices and clinics of doctors of medicine	753	635 498	329 652	62 764	5 934
8011 pt.	Offices of doctors of medicine	732	611 542	322 468	61 035	5 632
8011 pt.	General medical clinics	21	23 956	7 184	1 729	302
802	Offices and clinics of dentists	412	110 090	35 551	7 868	1 675
803	Offices and clinics of doctors of osteopathy	2	(D)	(D)	(D)	AA
804	Offices and clinics of other health practitioners	161	45 606	13 589	3 222	616
8041	Offices and clinics of chiropractors	30	(D)	(D)	(D)	CC
8042	Offices and clinics of optometrists	61	(D)	(D)	(D)	EE
8043	Offices and clinics of podiatrists	17	(D)	(D)	(D)	BB
8049	Offices and clinics of health practitioners, n.e.c.	53	(D)	(D)	(D)	CC
805	Nursing and personal care facilities	26	(D)	(D)	(D)	GG
8051	Skilled nursing care facilities	15	(D)	(D)	(D)	GG
8052	Intermediate care facilities	8	(D)	(D)	(D)	EE
8059	Nursing and personal care facilities, n.e.c.	3	(D)	(D)	(D)	BB
806	Hospitals	4	(D)	(D)	(D)	GG
8062	General medical and surgical hospitals	2	(D)	(D)	(D)	FF
8063, 9	Specialty hospitals	2	(D)	(D)	(D)	FF
807, 8, 9	Other health services	131	(D)	(D)	(D)	HH
807	Medical and dental laboratories	49	(D)	(D)	(D)	FF
8071	Medical laboratories	24	63 503	16 970	3 670	614
8072	Dental laboratories	25	(D)	(D)	(D)	CC
808	Home health care services	37	101 494	36 128	8 612	1 749
809	Miscellaneous health and allied services, n.e.c.	45	(D)	(D)	(D)	EE
8092	Kidney dialysis centers	1	(D)	(D)	(D)	AA
8093	Specialty outpatient facilities, n.e.c.	20	(D)	(D)	(D)	CC
8099	Health and allied services, n.e.c.	24	(D)	(D)	(D)	CC
81	Legal services	419	248 680	91 426	19 525	2 318
823, 4, 9	Selected educational services	46	13 315	4 404	1 059	342
823	Libraries	—	—	—	—	—
824	Vocational schools	16	7 236	2 550	640	189
829	Schools and educational services, n.e.c.	30	6 079	1 854	419	153
83	Social services	130	29 173	11 850	2 694	1 325
835	Child day care services	97	(D)	(D)	(D)	GG
832, 3, 6, 9	Other social services	33	(D)	(D)	(D)	CC
87 ex. 8733	Engineering, accounting, research, management, and related services (except noncommercial research organizations)	720	703 770	229 836	55 102	7 716
871	Engineering, architectural, and surveying services	176	(D)	(D)	(D)	GG
8711	Engineering services	95	(D)	(D)	(D)	GG
8712	Architectural services	68	38 569	14 223	3 598	510
8713	Surveying services	13	(D)	(D)	(D)	BB
872	Accounting, auditing, and bookkeeping services	246	(D)	(D)	(D)	GG
873 ex. 8733	Research, development, and testing services (except noncommercial research organizations)	43	(D)	(D)	(D)	FF
8731	Commercial physical and biological research	5	(D)	(D)	(D)	AA
8732	Commercial economic, sociological, and educational research	21	11 257	6 244	1 972	299
8734	Testing laboratories	17	44 924	18 120	4 186	661
874	Management and public relations services	255	(D)	(D)	(D)	HH
8741	Management services	84	140 100	46 937	11 262	1 697
8742	Management consulting services	108	(D)	(D)	(D)	FF
8743	Public relations services	11	3 325	1 072	236	34
8744	Facilities support management services	9	(D)	(D)	(D)	EE
8748	Business consulting services, n.e.c.	43	(D)	(D)	(D)	CC
89	Services, n.e.c.	20	(D)	(D)	(D)	CC

Table 6. Summary Statistics for Firms Subject to Federal Income Tax for Counties With 350 Establishments or More: 1992 — Con.

[Includes only establishments with payroll. For meaning of abbreviations and symbols, see introductory text. For explanation of terms and comparability of 1987 and 1992 censuses, see appendix A. For information on geographic areas followed by ▲, see appendix F]

SIC code	Geographic area and kind of business or operation	Establishments (number)	Receipts (\$1,000)	Annual payroll (\$1,000)	First-quarter payroll (\$1,000)	Paid employees for pay period including March 12 (number)
SULLIVAN COUNTY						
	Total	971	547 938	233 635	49 895	9 652
70 ex. 704	Hotels, rooming houses, camps, and other lodging places (except membership lodging)	17	12 273	2 941	686	318
7011	Hotels and motels	17	12 273	2 941	686	318
7011 pt.	Hotels	5	(D)	(D)	(D)	CC
7011 pt.	Motels, motor hotels, and tourist courts	12	(D)	(D)	(D)	CC
702, 3	Other lodging places	—	—	—	—	—
72	Personal services	129	33 299	14 919	2 842	999
721	Laundry, cleaning, and garment services	42	18 346	9 099	1 545	491
7211	Power laundries, family and commercial*	1	(D)	(D)	(D)	BB
7213	Linen supply*	—	—	—	—	—
7215	Coin-operated laundries and drycleaning	11	(D)	(D)	(D)	BB
7216	Drycleaning plants, except rug cleaning*	12	2 329	980	228	97
7217	Carpet and upholstery cleaning	9	(D)	(D)	(D)	BB
7218	Industrial laundriers*	4	12 296	6 847	1 046	261
7212, 9	Other laundry, cleaning, and garment services*	5	(D)	(D)	(D)	AA
722	Photographic studios, portrait	8	2 140	777	135	50
723, 4	Beauty and barber shops	54	4 772	1 888	458	188
723	Beauty shops	53	(D)	(D)	(D)	CC
724	Barber shops	1	(D)	(D)	(D)	AA
725	Shoe repair shops and shoeshine parlors	1	(D)	(D)	(D)	AA
726	Funeral service and crematories	8	6 083	2 486	491	123
729	Miscellaneous personal services	16	(D)	(D)	(D)	CC
73	Business services	120	74 694	31 826	6 954	1 892
731	Advertising	9	12 613	4 204	1 056	152
732	Consumer credit reporting agencies, mercantile reporting agencies, and adjustment and collection agencies	6	5 572	1 880	337	80
733	Mailing, reproduction, commercial art and photography, and stenographic services	11	1 386	409	82	24
734	Services to dwellings and other buildings	37	12 335	4 178	799	290
735	Miscellaneous equipment rental and leasing	11	6 613	1 790	397	81
736	Personnel supply services	11	22 942	14 362	3 035	1 009
737	Computer programming, data processing, and other computer related services	12	7 607	2 467	619	76
7371, 2, 3	Computer programming, prepackaged software, and integrated systems	4	(D)	(D)	(D)	AA
7374, 5, 6	Data processing services	2	(D)	(D)	(D)	BB
7377, 8, 9	Computer rental and leasing, maintenance, and related services, n.e.c.	6	(D)	(D)	(D)	BB
738	Miscellaneous business services	23	5 626	2 536	629	180
75	Automotive repair, services, and parking	102	26 417	5 779	1 407	467
751	Automotive rental and leasing, without drivers	15	10 588	1 742	378	103
752	Automobile parking	1	(D)	(D)	(D)	AA
753	Automotive repair shops	69	13 283	3 209	796	242
7532	Top, body, and upholstery repair shops and paint shops	19	3 537	1 047	266	94
7538	General automotive repair shops	37	6 908	1 427	356	103
7533, 4, 6, 7, 9	Other automotive repair shops	13	2 838	735	174	45
754	Automotive services, except repair	17	(D)	(D)	(D)	CC
76	Miscellaneous repair services	35	9 733	3 064	799	177
762	Electrical repair shops	10	3 563	991	295	52
7622	Radio and television repair shops	1	(D)	(D)	(D)	AA
7623, 9	Other electrical and electronic repair shops	9	(D)	(D)	(D)	BB
763	Watch, clock, and jewelry repair	—	—	—	—	—
764	Reupholstery and furniture repair	8	591	118	25	17
769	Miscellaneous repair and related services	17	5 579	1 955	479	108
78, 79, 84	Amusement and recreation services, including motion pictures and museums	56	20 451	6 344	1 072	427
781, 2	Motion picture production, distribution, and services	1	(D)	(D)	(D)	AA
783	Motion picture theaters	3	(D)	(D)	(D)	BB
784	Video tape rental	17	2 498	455	110	79
792	Theatrical producers (except motion picture), bands, orchestras, and entertainers	2	(D)	(D)	(D)	AA
793	Bowling centers	3	(D)	(D)	(D)	BB
79 ex. 792, 3, 84	Commercial sports and other amusement and recreation services, including museums	30	15 064	5 341	830	276
80	Health services	323	322 610	150 003	32 246	4 496
801	Offices and clinics of doctors of medicine	164	149 479	87 512	18 050	1 423
802	Offices and clinics of dentists	72	26 163	10 056	2 163	442
803	Offices and clinics of doctors of osteopathy	—	—	—	—	—
804	Offices and clinics of other health practitioners	46	11 069	3 202	742	167
805	Nursing and personal care facilities	7	18 709	7 310	1 869	651
806	Hospitals	3	(D)	(D)	(D)	GG
807, 8, 9	Other health services	31	(D)	(D)	(D)	FF
81	Legal services	76	21 570	6 504	1 302	276
823, 4, 9	Selected educational services	3	(D)	(D)	(D)	AA

Table 6. Summary Statistics for Firms Subject to Federal Income Tax for Counties With 350 Establishments or More: 1992 — Con.

[Includes only establishments with payroll. For meaning of abbreviations and symbols, see introductory text. For explanation of terms and comparability of 1987 and 1992 censuses, see appendix A. For information on geographic areas followed by ▲, see appendix F]

SIC code	Geographic area and kind of business or operation	Establishments (number)	Receipts (\$1,000)	Annual payroll (\$1,000)	First-quarter payroll (\$1,000)	Paid employees for pay period including March 12 (number)
SULLIVAN COUNTY — Con.						
83	Social services	22	3 460	1 465	337	160
835	Child day care services	15	1 733	720	160	107
832, 3, 6, 9	Other social services	7	1 727	745	177	53
87 ex. 8733	Engineering, accounting, research, management, and related services (except noncommercial research organizations)	86	22 022	10 084	2 157	432
871	Engineering, architectural, and surveying services	30	7 328	3 711	820	148
872	Accounting, auditing, and bookkeeping services	34	7 514	3 319	724	164
873 ex. 8733	Research, development, and testing services (except noncommercial research organizations)	3	(D)	(D)	(D)	AA
874	Management and public relations services	19	(D)	(D)	(D)	CC
89	Services, n.e.c.	2	(D)	(D)	(D)	AA
SUMNER COUNTY						
	Total	604	263 991	92 366	20 203	5 183
70 ex. 704	Hotels, rooming houses, camps, and other lodging places (except membership lodging)	4	1 467	270	55	40
7011	Hotels and motels	4	1 467	270	55	40
7011 pt. 7011 pt.	Hotels	—	—	—	—	—
7011 pt.	Motels, motor hotels, and tourist courts	4	1 467	270	55	40
702, 3	Other lodging places	—	—	—	—	—
72	Personal services	89	18 062	7 286	1 484	474
721	Laundry, cleaning, and garment services	28	3 217	999	236	110
7211	Power laundries, family and commercial*	2	(D)	(D)	(D)	AA
7213	Linen supply*	—	—	—	—	—
7215	Coin-operated laundries and drycleaning	7	(D)	(D)	(D)	AA
7216	Drycleaning plants, except rug cleaning*	12	2 079	708	169	72
7217	Carpet and upholstery cleaning	7	386	88	22	14
7218	Industrial laundriers*	—	—	—	—	—
7212, 9	Other laundry, cleaning, and garment services*	—	—	—	—	—
722	Photographic studios, portrait	9	(D)	(D)	(D)	CC
723, 4	Beauty and barber shops	31	3 011	1 327	321	118
723	Beauty shops	31	3 011	1 327	321	118
724	Barber shops	—	—	—	—	—
725	Shoe repair shops and shoeshine parlors	1	(D)	(D)	(D)	AA
726	Funeral service and crematories	8	2 903	627	141	38
729	Miscellaneous personal services	12	(D)	(D)	(D)	BB
73	Business services	94	37 709	16 646	3 750	1 378
731	Advertising	6	1 017	149	35	11
732	Consumer credit reporting agencies, mercantile reporting agencies, and adjustment and collection agencies	5	(D)	(D)	(D)	CC
733	Mailing, reproduction, commercial art and photography, and stenographic services	4	(D)	(D)	(D)	AA
734	Services to dwellings and other buildings	29	4 165	1 736	426	129
735	Miscellaneous equipment rental and leasing	6	1 642	413	100	21
736	Personnel supply services	16	11 296	7 958	1 791	818
737	Computer programming, data processing, and other computer related services	9	(D)	(D)	(D)	AA
7371, 2, 3	Computer programming, prepackaged software, and integrated systems	4	320	221	42	4
7374, 5, 6	Data processing services	3	(D)	(D)	(D)	AA
7377, 8, 9	Computer rental and leasing, maintenance, and related services, n.e.c.	2	(D)	(D)	(D)	AA
738	Miscellaneous business services	19	(D)	(D)	(D)	CC
75	Automotive repair, services, and parking	59	11 329	2 643	688	223
751	Automotive rental and leasing, without drivers	5	(D)	(D)	(D)	BB
752	Automobile parking	—	—	—	—	—
753	Automotive repair shops	46	(D)	(D)	(D)	CC
7532	Top, body, and upholstery repair shops and paint shops	11	1 434	369	86	30
7538	General automotive repair shops	27	4 829	965	233	60
7533, 4, 6, 7, 9	Other automotive repair shops	8	(D)	(D)	(D)	BB
754	Automotive services, except repair	8	1 522	563	135	74
76	Miscellaneous repair services	24	5 278	1 328	292	68
762	Electrical repair shops	6	1 243	241	59	16
7622	Radio and television repair shops	1	(D)	(D)	(D)	AA
7623, 9	Other electrical and electronic repair shops	5	(D)	(D)	(D)	AA
763	Watch, clock, and jewelry repair	1	(D)	(D)	(D)	AA
764	Reupholstery and furniture repair	2	(D)	(D)	(D)	AA
769	Miscellaneous repair and related services	15	(D)	(D)	(D)	BB

Table 6. Summary Statistics for Firms Subject to Federal Income Tax for Counties With 350 Establishments or More: 1992 — Con.

[Includes only establishments with payroll. For meaning of abbreviations and symbols, see introductory text. For explanation of terms and comparability of 1987 and 1992 censuses, see appendix A. For information on geographic areas followed by ▲, see appendix F]

SIC code	Geographic area and kind of business or operation	Establishments (number)	Receipts (\$1,000)	Annual payroll (\$1,000)	First-quarter payroll (\$1,000)	Paid employees for pay period including March 12 (number)
SUMNER COUNTY—Con.						
78, 79, 84	Amusement and recreation services, including motion pictures and museums	55	36 335	10 524	1 727	369
781, 2	Motion picture production, distribution, and services	4	(D)	(D)	(D)	BB
783	Motion picture theaters	2	(D)	(D)	(D)	AA
784	Video tape rental	12	2 233	411	98	50
792	Theatrical producers (except motion picture), bands, orchestras, and entertainers	22	22 862	7 735	1 188	172
793	Bowling centers	1	(D)	(D)	(D)	BB
79 ex. 792, 3; 84	Commercial sports and other amusement and recreation services, including museums	14	3 148	931	163	61
80	Health services	151	121 609	43 624	10 126	2 064
801	Offices and clinics of doctors of medicine	67	35 311	14 490	3 063	370
802	Offices and clinics of dentists	41	11 165	2 857	789	179
803	Offices and clinics of doctors of osteopathy	1	(D)	(D)	(D)	AA
804	Offices and clinics of other health practitioners	23	(D)	(D)	(D)	BB
805	Nursing and personal care facilities	5	12 520	5 161	1 301	430
806	Hospitals	2	(D)	(D)	(D)	EE
807, 8, 9	Other health services	12	(D)	(D)	(D)	FF
81	Legal services	39	9 210	2 517	587	110
823, 4, 9	Selected educational services	3	(D)	(D)	(D)	AA
83	Social services	25	6 062	2 513	572	278
835	Child day care services	16	3 031	1 376	302	175
832, 3, 6, 9	Other social services	9	3 031	1 137	270	103
87 ex. 8733	Engineering, accounting, research, management, and related services (except noncommercial research organizations)	59	16 499	4 965	912	173
871	Engineering, architectural, and surveying services	15	1 921	600	153	42
872	Accounting, auditing, and bookkeeping services	25	(D)	(D)	(D)	BB
873 ex. 87333	Research, development, and testing services (except noncommercial research organizations)	2	(D)	(D)	(D)	AA
874	Management and public relations services	17	10 181	2 432	492	78
89	Services, n.e.c.	2	(D)	(D)	(D)	AA
WASHINGTON COUNTY						
	Total	676	340 286	138 073	29 215	7 720
70 ex. 704	Hotels, rooming houses, camps, and other lodging places (except membership lodging)	15	15 705	3 804	880	404
7011	Hotels and motels	15	15 705	3 804	880	404
7011 pt.	Hotels	2	(D)	(D)	(D)	CC
7011 pt.	Motels, motor hotels, and tourist courts	13	(D)	(D)	(D)	CC
702, 3	Other lodging places	—	—	—	—	—
72	Personal services	97	25 788	9 575	1 884	761
721	Laundry, cleaning, and garment services	24	15 306	5 871	1 002	373
7211	Power laundries, family and commercial*	1	(D)	(D)	(D)	CC
7213	Linen supply*	—	—	—	—	—
7215	Coin-operated laundries and drycleaning	8	(D)	(D)	(D)	BB
7216	Drycleaning plants, except rug cleaning*	11	(D)	(D)	(D)	CC
7217	Carpet and upholstery cleaning	2	(D)	(D)	(D)	AA
7218	Industrial launderers*	—	—	—	—	—
7212, 9	Other laundry, cleaning, and garment services*	2	(D)	(D)	(D)	AA
722	Photographic studios, portrait	9	(D)	(D)	(D)	BB
723, 4	Beauty and barber shops	44	3 994	1 707	395	171
723	Beauty shops	43	(D)	(D)	(D)	CC
724	Barber shops	1	(D)	(D)	(D)	AA
725	Shoe repair shops and shoeshine parlors	—	—	—	—	—
726	Funeral service and crematories	6	2 951	1 014	206	51
729	Miscellaneous personal services	14	(D)	(D)	(D)	CC
73	Business services	119	55 056	26 289	5 701	2 283
731	Advertising	9	1 325	515	111	38
732	Consumer credit reporting agencies, mercantile reporting agencies, and adjustment and collection agencies	4	(D)	(D)	(D)	BB
733	Mailing, reproduction, commercial art and photography, and stenographic services	9	2 722	597	97	64
734	Services to dwellings and other buildings	27	6 501	3 263	790	375
735	Miscellaneous equipment rental and leasing	12	8 534	1 997	349	76
736	Personnel supply services	16	15 085	11 300	2 433	999
737	Computer programming, data processing, and other computer related services	15	(D)	(D)	(D)	BB
7371, 2, 3	Computer programming, prepackaged software, and integrated systems	9	3 806	1 551	279	47
7374, 5, 6	Data processing services	3	(D)	(D)	(D)	BB
7377, 8, 9	Computer rental and leasing, maintenance, and related services, n.e.c.	3	(D)	(D)	(D)	AA
738	Miscellaneous business services	27	(D)	(D)	(D)	FF

Table 6. Summary Statistics for Firms Subject to Federal Income Tax for Counties With 350 Establishments or More: 1992 — Con.

[Includes only establishments with payroll. For meaning of abbreviations and symbols, see introductory text. For explanation of terms and comparability of 1987 and 1992 censuses, see appendix A. For information on geographic areas followed by ▲, see appendix F]

SIC code	Geographic area and kind of business or operation	Establishments (number)	Receipts (\$1,000)	Annual payroll (\$1,000)	First-quarter payroll (\$1,000)	Paid employees for pay period including March 12 (number)
WASHINGTON COUNTY — Con.						
75	Automotive repair, services, and parking	63	12 654	3 459	874	225
751	Automotive rental and leasing, without drivers	5	(D)	(D)	(D)	AA
752	Automobile parking	—	—	—	—	—
753	Automotive repair shops	51	10 400	3 081	768	167
7532	Top, body, and upholstery repair shops and paint shops	13	2 338	733	194	42
7538	General automotive repair shops	23	3 341	848	206	52
7533, 4, 6, 7, 9	Other automotive repair shops	15	4 721	1 500	368	73
754	Automotive services, except repair	7	(D)	(D)	(D)	BB
76	Miscellaneous repair services	31	10 336	3 688	838	249
762	Electrical repair shops	10	5 678	2 537	568	181
7622	Radio and television repair shops	2	(D)	(D)	(D)	AA
7623, 9	Other electrical and electronic repair shops	8	(D)	(D)	(D)	CC
763	Watch, clock, and jewelry repair	—	—	—	—	—
764	Reupholstery and furniture repair	4	315	85	18	6
769	Miscellaneous repair and related services	17	4 343	1 066	252	62
78, 79, 84	Amusement and recreation services, including motion pictures and museums	41	10 936	2 243	544	305
781, 2	Motion picture production, distribution, and services	3	(D)	(D)	(D)	AA
783	Motion picture theaters	2	(D)	(D)	(D)	BB
784	Video tape rental	14	3 102	566	139	86
792	Theatrical producers (except motion picture), bands, orchestras, and entertainers	—	—	—	—	—
793	Bowling centers	2	(D)	(D)	(D)	AA
79 ex. 792, 3; 84	Commercial sports and other amusement and recreation services, including museums	20	4 922	1 192	296	164
80	Health services	175	171 794	75 605	15 770	2 852
801	Offices and clinics of doctors of medicine	82	81 755	45 151	8 797	961
802	Offices and clinics of dentists	38	10 325	3 410	727	180
803	Offices and clinics of doctors of osteopathy	—	—	—	—	—
804	Offices and clinics of other health practitioners	32	6 057	1 393	329	87
805	Nursing and personal care facilities	3	8 584	3 705	978	706
806	Hospitals	3	(D)	(D)	(D)	FF
807, 8, 9	Other health services	17	(D)	(D)	(D)	EE
81	Legal services	47	13 620	4 241	727	166
823, 4, 9	Selected educational services	1	(D)	(D)	(D)	AA
83	Social services	23	(D)	(D)	(D)	CC
835	Child day care services	16	2 027	849	202	121
832, 3, 6, 9	Other social services	7	(D)	(D)	(D)	BB
87 ex. 8733	Engineering, accounting, research, management, and related services (except noncommercial research organizations)	62	19 924	7 480	1 652	308
871	Engineering, architectural, and surveying services	26	7 216	2 911	665	122
872	Accounting, auditing, and bookkeeping services	25	7 381	3 063	695	144
873 ex. 8733	Research, development, and testing services (except noncommercial research organizations)	1	(D)	(D)	(D)	AA
874	Management and public relations services	10	(D)	(D)	(D)	BB
89	Services, n.e.c.	2	(D)	(D)	(D)	AA
WILLIAMSON COUNTY						
	Total	793	608 457	257 807	59 471	9 534
70 ex. 704	Hotels, rooming houses, camps, and other lodging places (except membership lodging)	7	9 479	2 128	508	226
7011	Hotels and motels	5	(D)	(D)	(D)	CC
7011 pt.	Hotels	4	(D)	(D)	(D)	CC
7011 pt.	Motels, motor hotels, and tourist courts	1	(D)	(D)	(D)	AA
702, 3	Other lodging places	2	(D)	(D)	(D)	AA
72	Personal services	66	15 413	5 176	1 311	464
721	Laundry, cleaning, and garment services	19	5 793	2 073	483	196
7211	Power laundries, family and commercial*	1	(D)	(D)	(D)	BB
7213	Linen supply*	1	(D)	(D)	(D)	AA
7215	Coin-operated laundries and drycleaning	3	(D)	(D)	(D)	AA
7216	Drycleaning plants, except rug cleaning*	8	3 454	1 519	369	139
7217	Carpet and upholstery cleaning	3	747	103	13	5
7218	Industrial launderers*	—	—	—	—	—
7212, 9	Other laundry, cleaning, and garment services*	3	(D)	(D)	(D)	AA
722	Photographic studios, portrait	5	684	194	32	10
723, 4	Beauty and barber shops	30	4 055	1 488	344	135
723	Beauty shops	30	4 055	1 488	344	135
724	Barber shops	—	—	—	—	—
725	Shoe repair shops and shoeshine parlors	—	—	—	—	—
726	Funeral service and crematories	2	(D)	(D)	(D)	AA
729	Miscellaneous personal services	10	(D)	(D)	(D)	CC

Table 6. Summary Statistics for Firms Subject to Federal Income Tax for Counties With 350 Establishments or More: 1992 — Con.

[Includes only establishments with payroll. For meaning of abbreviations and symbols, see introductory text. For explanation of terms and comparability of 1987 and 1992 censuses, see appendix A. For information on geographic areas followed by ▲, see appendix F]

SIC code	Geographic area and kind of business or operation	Establishments (number)	Receipts (\$1,000)	Annual payroll (\$1,000)	First-quarter payroll (\$1,000)	Paid employees for pay period including March 12 (number)
WILLIAMSON COUNTY — Con.						
73	Business services	156	130 152	57 061	13 589	3 161
731	Advertising	10	(D)	(D)	(D)	CC
732	Consumer credit reporting agencies, mercantile reporting agencies, and adjustment and collection agencies	7	(D)	(D)	(D)	BB
733	Mailing, reproduction, commercial art and photography, and stenographic services	12	3 560	1 197	309	39
734	Services to dwellings and other buildings	22	19 060	10 905	2 555	1 145
735	Miscellaneous equipment rental and leasing	8	3 094	958	185	44
736	Personnel supply services	23	18 180	13 996	3 351	911
737	Computer programming, data processing, and other computer related services	38	38 062	12 439	3 113	610
7371, 2, 3	Computer programming, prepackaged software, and integrated systems	22	12 675	5 909	1 472	296
7374, 5, 6	Data processing services	8	24 071	5 992	1 503	292
7377, 8, 9	Computer rental and leasing, maintenance, and related services, n.e.c.	8	1 316	538	138	22
738	Miscellaneous business services	36	20 889	6 157	1 551	179
75	Automotive repair, services, and parking	54	12 760	3 363	796	219
751	Automotive rental and leasing, without drivers	3	(D)	(D)	(D)	AA
752	Automobile parking	1	(D)	(D)	(D)	AA
753	Automotive repair shops	38	9 529	2 566	592	137
7532	Top, body, and upholstery repair shops and paint shops	8	2 125	523	116	18
7538	General automotive repair shops	17	5 533	1 524	360	85
7533, 4, 6, 7, 9	Other automotive repair shops	13	1 871	519	116	34
754	Automotive services, except repair	12	2 270	637	159	69
76	Miscellaneous repair services	16	7 402	1 854	409	113
762	Electrical repair shops	6	(D)	(D)	(D)	BB
7622	Radio and television repair shops	2	(D)	(D)	(D)	AA
7623, 9	Other electrical and electronic repair shops	4	(D)	(D)	(D)	BB
763	Watch, clock, and jewelry repair	—	—	—	—	—
764	Reupholstery and furniture repair	1	(D)	(D)	(D)	AA
769	Miscellaneous repair and related services	9	(D)	(D)	(D)	BB
78, 79, 84	Amusement and recreation services, including motion pictures and museums	85	47 221	15 216	2 407	714
781, 2	Motion picture production, distribution, and services	5	(D)	(D)	(D)	BB
783	Motion picture theaters	5	(D)	(D)	(D)	BB
784	Video tape rental	8	2 650	439	121	91
792	Theatrical producers (except motion picture), bands, orchestras, and entertainers	39	20 469	7 055	828	128
793	Bowling centers	1	(D)	(D)	(D)	AA
79 ex. 792, 3; 84	Commercial sports and other amusement and recreation services, including museums	27	19 557	6 875	1 287	414
80	Health services	137	107 823	50 583	11 853	1 921
801	Offices and clinics of doctors of medicine	39	46 786	24 670	5 496	345
802	Offices and clinics of dentists	36	13 230	3 947	913	204
803	Offices and clinics of doctors of osteopathy	—	—	—	—	—
804	Offices and clinics of other health practitioners	33	6 905	1 639	344	83
805	Nursing and personal care facilities	7	23 245	12 062	2 975	952
806	Hospitals	1	(D)	(D)	(D)	BB
807, 8, 9	Other health services	21	(D)	(D)	(D)	EE
81	Legal services	43	9 125	2 086	442	103
823, 4, 9	Selected educational services	9	(D)	(D)	(D)	BB
83	Social services	34	10 763	4 472	1 109	338
835	Child day care services	23	4 059	1 956	443	214
832, 3, 6, 9	Other social services	11	6 704	2 516	666	124
87 ex. 8733	Engineering, accounting, research, management, and related services (except noncommercial research organizations)	173	248 467	112 106	26 151	2 130
871	Engineering, architectural, and surveying services	47	77 974	22 850	5 124	632
872	Accounting, auditing, and bookkeeping services	48	(D)	(D)	(D)	CC
873 ex. 8733	Research, development, and testing services (except noncommercial research organizations)	8	(D)	(D)	(D)	CC
874	Management and public relations services	70	151 454	82 829	19 660	1 227
89	Services, n.e.c.	13	(D)	(D)	(D)	CC

Table 6. Summary Statistics for Firms Subject to Federal Income Tax for Counties With 350 Establishments or More: 1992 — Con.

[Includes only establishments with payroll. For meaning of abbreviations and symbols, see introductory text. For explanation of terms and comparability of 1987 and 1992 censuses, see appendix A. For information on geographic areas followed by ▲, see appendix F]

SIC code	Geographic area and kind of business or operation	Establishments (number)	Receipts (\$1,000)	Annual payroll (\$1,000)	First-quarter payroll (\$1,000)	Paid employees for pay period including March 12 (number)
WILSON COUNTY						
	Total	384	194 783	66 956	14 774	3 435
70 ex. 704	Hotels, rooming houses, camps, and other lodging places (except membership lodging)	8	(D)	(D)	(D)	BB
7011	Hotels and motels	6	3 200	633	121	91
7011 pt.	Hotels	4	(D)	(D)	(D)	BB
7011 pt.	Motels, motor hotels, and tourist courts	2	(D)	(D)	(D)	BB
702, 3	Other lodging places	2	(D)	(D)	(D)	AA
72	Personal services	40	6 315	1 763	399	170
721	Laundry, cleaning, and garment services	15	2 967	1 018	205	79
7211	Power laundries, family and commercial*	1	(D)	(D)	(D)	AA
7213	Linen supply*	—	—	—	—	—
7215	Coin-operated laundries and drycleaning	4	(D)	(D)	(D)	AA
7216	Drycleaning plants, except rug cleaning*	6	1 513	714	143	37
7217	Carpet and upholstery cleaning	4	899	153	34	19
7218	Industrial laundriers*	—	—	—	—	—
7212, 9	Other laundry, cleaning, and garment services*	—	—	—	—	—
722	Photographic studios, portrait	2	(D)	(D)	(D)	AA
723, 4	Beauty and barber shops	12	886	413	98	47
723	Beauty shops	12	886	413	98	47
724	Barber shops	—	—	—	—	—
725	Shoe repair shops and shoeshine parlors	—	—	—	—	—
726	Funeral service and crematories	6	1 809	214	54	23
729	Miscellaneous personal services	5	(D)	(D)	(D)	AA
73	Business services	43	13 579	5 600	1 280	544
731	Advertising	4	2 793	564	125	23
732	Consumer credit reporting agencies, mercantile reporting agencies, and adjustment and collection agencies	4	173	42	11	10
733	Mailing, reproduction, commercial art and photography, and stenographic services	2	(D)	(D)	(D)	AA
734	Services to dwellings and other buildings	9	1 074	289	92	59
735	Miscellaneous equipment rental and leasing	3	1 175	196	41	10
736	Personnel supply services	6	(D)	(D)	(D)	EE
737	Computer programming, data processing, and other computer related services	8	1 932	484	95	29
7371, 2, 3	Computer programming, prepackaged software, and integrated systems	6	(D)	(D)	(D)	BB
7374, 5, 6	Data processing services	1	(D)	(D)	(D)	AA
7377, 8, 9	Computer rental and leasing, maintenance, and related services, n.e.c.	1	(D)	(D)	(D)	AA
738	Miscellaneous business services	7	(D)	(D)	(D)	AA
75	Automotive repair, services, and parking	35	7 712	1 475	381	91
751	Automotive rental and leasing, without drivers	3	(D)	(D)	(D)	AA
752	Automobile parking	—	—	—	—	—
753	Automotive repair shops	26	(D)	(D)	(D)	BB
7532	Top, body, and upholstery repair shops and paint shops	4	1 054	234	56	12
7538	General automotive repair shops	15	2 759	626	171	32
7533, 4, 6, 7, 9	Other automotive repair shops	7	(D)	(D)	(D)	AA
754	Automotive services, except repair	6	1 583	229	68	24
76	Miscellaneous repair services	17	(D)	(D)	(D)	BB
762	Electrical repair shops	6	1 006	208	56	15
7622	Radio and television repair shops	1	(D)	(D)	(D)	AA
7623, 9	Other electrical and electronic repair shops	5	(D)	(D)	(D)	AA
763	Watch, clock, and jewelry repair	—	—	—	—	—
764	Reupholstery and furniture repair	—	—	—	—	—
769	Miscellaneous repair and related services	11	(D)	(D)	(D)	BB
78, 79, 84	Amusement and recreation services, including motion pictures and museums	36	27 248	4 491	820	273
781, 2	Motion picture production, distribution, and services	1	(D)	(D)	(D)	AA
783	Motion picture theaters	1	(D)	(D)	(D)	AA
784	Video tape rental	6	(D)	(D)	(D)	BB
792	Theatrical producers (except motion picture), bands, orchestras, and entertainers	10	15 154	2 520	472	66
793	Bowling centers	1	(D)	(D)	(D)	AA
79 ex. 792, 3, 84	Commercial sports and other amusement and recreation services, including museums	17	10 351	1 643	272	154
80	Health services	97	105 322	39 950	9 242	1 623
801	Offices and clinics of doctors of medicine	40	23 093	11 340	2 205	236
802	Offices and clinics of dentists	20	5 604	1 741	389	77
803	Offices and clinics of doctors of osteopathy	1	(D)	(D)	(D)	AA
804	Offices and clinics of other health practitioners	14	(D)	(D)	(D)	BB
805	Nursing and personal care facilities	5	10 280	4 292	1 023	367
806	Hospitals	2	(D)	(D)	(D)	FF
807, 8, 9	Other health services	15	(D)	(D)	(D)	CC
81	Legal services	30	5 627	1 320	288	72
823, 4, 9	Selected educational services	2	(D)	(D)	(D)	BB

Table 6. Summary Statistics for Firms Subject to Federal Income Tax for Counties With 350 Establishments or More: 1992 — Con.

[Includes only establishments with payroll. For meaning of abbreviations and symbols, see introductory text. For explanation of terms and comparability of 1987 and 1992 censuses, see appendix A. For information on geographic areas followed by ▲, see appendix F]

SIC code	Geographic area and kind of business or operation	Establishments (number)	Receipts (\$1,000)	Annual payroll (\$1,000)	First-quarter payroll (\$1,000)	Paid employees for pay period including March 12 (number)
WILSON COUNTY — Con.						
83	Social services	30	3 901	1 485	359	197
835	Child day care services	23	2 827	1 312	316	175
832, 3, 6, 9	Other social services	7	1 074	173	43	22
87 ex. 8733	Engineering, accounting, research, management, and related services (except noncommercial research organizations)	43	14 144	7 782	1 306	254
871	Engineering, architectural, and surveying services	4	615	199	41	10
872	Accounting, auditing, and bookkeeping services	24	(D)	(D)	(D)	CC
873 ex. 8733	Research, development, and testing services (except noncommercial research organizations)	2	(D)	(D)	(D)	BB
874	Management and public relations services	13	(D)	(D)	(D)	BB
89	Services, n.e.c.	3	(D)	(D)	(D)	BB

Table 7a. Summary Statistics for Firms Subject to Federal Income Tax for Metropolitan Areas: 1992

[Includes only establishments with payroll. For meaning of abbreviations and symbols, see introductory text. For explanation of terms and comparability of 1987 and 1992 censuses, see appendix A. For definitions of CMSA's, MSA's, and PMSA's, see appendix D]

SIC code	Geographic area and kind of business or operation	Establishments (number)	Receipts (\$1,000)	Annual payroll (\$1,000)	First-quarter payroll (\$1,000)	Paid employees for pay period including March 12 (number)
CHATTANOOGA, TN-GA MSA						
	Total	2 860	1 632 137	639 509	138 629	31 493
70 ex. 704	Hotels, rooming houses, camps, and other lodging places (except membership lodging)	77	67 936	15 928	3 529	1 663
7011	Hotels and motels	73	67 488	15 852	3 516	1 658
7011 pt.	Hotels	26	44 141	11 230	2 562	1 129
7011 pt.	Hotels, 25 guestrooms or more	26	44 141	11 230	2 562	1 129
7011 pt.	Hotels, less than 25 guestrooms	—	—	—	—	—
7011 pt.	Motels, motor hotels, and tourist courts	47	23 347	4 622	954	529
7011 pt.	Motels, tourist courts	46	(D)	(D)	(D)	FF
7011 pt.	Motor hotels	1	(D)	(D)	(D)	AA
702, 3	Other lodging places	4	448	76	13	5
702	Rooming and boarding houses	1	(D)	(D)	(D)	AA
703	Camps and recreational vehicle parks	3	(D)	(D)	(D)	AA
72	Personal services	321	73 604	25 712	6 206	2 271
721	Laundry, cleaning, and garment services	94	32 585	12 873	2 874	949
7211	Power laundries, family and commercial*	5	(D)	(D)	(D)	BB
7213	Linen supply*	5	7 306	2 355	547	160
7215	Coin-operated laundries and drycleaning	19	1 942	384	115	64
7216	Drycleaning plants, except rug cleaning*	39	12 603	5 143	1 143	386
7217	Carpet and upholstery cleaning	15	1 990	886	194	107
7218	Industrial laundrers*	3	(D)	(D)	(D)	CC
7212, 9	Other laundry, cleaning, and garment services*	8	568	129	28	17
7212	Garment pressing, and agents for laundries and drycleaners	4	451	88	20	11
7219	Laundry and garment services, n.e.c.*	4	117	41	8	6
722	Photographic studios, portrait	22	5 408	1 722	401	131
723, 4	Beauty and barber shops	137	14 174	6 294	1 536	557
723	Beauty shops	124	13 387	5 995	1 472	535
724	Barber shops	13	787	299	64	22
725	Shoe repair shops and shoeshine parlors	6	468	56	13	6
726	Funeral service and crematories	22	14 984	3 017	751	188
729	Miscellaneous personal services	40	5 985	1 750	631	440
7291	Tax return preparation services	8	2 340	939	446	297
7299	Miscellaneous personal services, n.e.c.	32	3 645	811	185	143

Table 7a. Summary Statistics for Firms Subject to Federal Income Tax for Metropolitan Areas: 1992 — Con.

[Includes only establishments with payroll. For meaning of abbreviations and symbols, see introductory text. For explanation of terms and comparability of 1987 and 1992 censuses, see appendix A. For definitions of CMSA's, MSA's, and PMSA's, see appendix D]

SIC code	Geographic area and kind of business or operation	Establishments (number)	Receipts (\$1,000)	Annual payroll (\$1,000)	First-quarter payroll (\$1,000)	Paid employees for pay period including March 12 (number)
CHATTANOOGA, TN-GA MSA — Con.						
73	Business services -----	490	265 231	116 625	25 895	9 330
731	Advertising -----	35	12 382	3 690	949	253
7311	Advertising agencies -----	24	5 653	2 079	498	81
7312	Outdoor advertising services -----	5	(D)	(D)	(D)	BB
7313	Radio, television, publishers' advertising representatives -----	1	(D)	(D)	(D)	AA
7319	Advertising, n.e.c. -----	5	1 529	699	214	134
732	Consumer credit reporting agencies, mercantile reporting agencies, and adjustment and collection agencies -----	17	15 572	2 900	667	156
7322	Adjustment and collection services -----	14	12 796	2 206	509	125
7323	Credit reporting services -----	3	2 776	694	158	31
733	Mailing, reproduction, commercial art and photography, and stenographic services -----	36	9 081	2 404	553	164
7331	Direct mail advertising services -----	3	(D)	(D)	(D)	AA
7334	Photocopying and duplicating services -----	3	(D)	(D)	(D)	BB
7335, 6	Commercial photography, art, and graphics -----	22	5 312	1 476	334	99
7335	Commercial photography -----	4	812	97	26	10
7336	Commercial art and graphic design -----	18	4 500	1 379	308	89
7338	Secretarial and court reporting services -----	8	881	444	104	17
734	Services to dwellings and other buildings -----	100	27 370	12 089	2 833	1 270
7342	Disinfecting and pest control services -----	27	9 792	3 632	806	183
7349	Building cleaning and maintenance services, n.e.c. -----	73	17 578	8 457	2 027	1 087
735	Miscellaneous equipment rental and leasing -----	71	32 714	7 479	1 876	367
7352	Medical equipment rental and leasing -----	8	(D)	(D)	(D)	BB
7353	Heavy construction equipment rental and leasing -----	2	(D)	(D)	(D)	AA
7359	Equipment rental and leasing, n.e.c. -----	61	25 602	6 169	1 596	304
736	Personnel supply services -----	60	76 456	53 220	11 392	4 523
7361	Employment agencies -----	19	6 744	4 366	1 017	515
7363	Help supply services -----	41	69 712	48 854	10 375	4 008
7363 pt.	Temporary help supply -----	33	38 929	27 326	4 763	2 760
7363 pt.	Help supply, except temporary -----	8	30 783	21 528	5 612	1 248
737	Computer programming, data processing, and other computer related services -----	60	29 262	9 512	2 082	287
7371, 2, 3	Computer programming, prepackaged software, and integrated systems -----	35	20 903	7 209	1 559	205
7371	Computer programming services -----	19	5 798	2 781	647	100
7372	Prepackaged software -----	7	6 657	1 810	322	49
7373	Computer integrated systems -----	9	8 448	2 618	590	56
7374, 5, 6	Data processing services -----	8	2 072	637	160	29
7374, 5	Computer processing, information retrieval -----	8	2 072	637	160	29
7376	Computer facilities management services -----	—	—	—	—	—
7377, 8, 9	Computer rental and leasing, maintenance, and related services, n.e.c. -----	17	6 287	1 666	363	53
7377	Computer rental and leasing -----	2	(D)	(D)	(D)	AA
7378	Computer maintenance and repair -----	9	4 761	1 159	236	31
7379	Computer related services, n.e.c. -----	6	(D)	(D)	(D)	AA
738	Miscellaneous business services -----	111	62 394	25 331	5 543	2 310
7381, 2	Detective agencies and protective services -----	32	18 391	10 487	2 459	1 045
7381	Detective, guard, and armored car services -----	23	11 761	7 952	1 826	928
7382	Security systems services -----	9	6 630	2 535	633	117
7383	News syndicates -----	1	(D)	(D)	(D)	AA
7384	Photofinishing laboratories* -----	9	9 647	2 246	550	430
7389	Business services, n.e.c. -----	69	(D)	(D)	(D)	FF
7389 pt.	Sign painting shops -----	4	(D)	(D)	(D)	AA
7389 pt.	Interior designing -----	3	1 073	76	12	4
7389 pt.	Telephone answering services -----	6	1 412	656	158	68
7389 pt.	Other business services -----	56	31 348	11 755	2 338	753
75	Automotive repair, services, and parking -----	311	91 898	21 635	5 125	1 422
751	Automotive rental and leasing, without drivers -----	21	24 995	4 240	995	192
7513	Truck rental and leasing, without drivers -----	10	16 459	2 516	603	95
7514, 5	Passenger car rental and leasing -----	10	(D)	(D)	(D)	BB
7514	Passenger car rental -----	9	(D)	(D)	(D)	BB
7515	Passenger car leasing -----	1	(D)	(D)	(D)	AA
7519	Utility trailer and recreational vehicle rental -----	1	(D)	(D)	(D)	AA
752	Automobile parking -----	45	6 365	1 167	284	157
753	Automotive repair shops -----	206	51 047	13 504	3 192	741
7532	Top, body, and upholstery repair shops and paint shops -----	51	14 125	3 939	917	185
7532 pt.	Top and body repair shops -----	43	11 720	3 168	781	156
7532 pt.	Paint shops -----	8	2 405	771	136	29
7538	General automotive repair shops -----	89	20 270	5 173	1 229	336
7538 pt.	General automotive repair shops, except diesel -----	79	16 857	4 303	1 037	287
7538 pt.	Diesel repair shops -----	10	3 413	870	192	49
7533, 4, 6, 7, 9	Other automotive repair shops -----	66	16 652	4 392	1 046	220
7533	Automotive exhaust system repair shops -----	16	4 428	937	221	41
7534	Tire retreading and repair shops -----	5	1 466	266	63	15
7536	Automotive glass replacement shops -----	10	2 428	587	131	28
7537	Automotive transmission repair shops -----	15	2 549	828	213	44
7539	Automotive repair shops, n.e.c. -----	20	5 781	1 774	418	92
7539 pt.	Radiator repair -----	3	(D)	(D)	(D)	AA
7539 pt.	Brake, front end, and wheel alignment -----	11	2 971	893	206	43
7539 pt.	Automotive electrical and fuel system services -----	5	1 969	547	128	32
7539 pt.	Other automotive repair shops, n.e.c. -----	1	(D)	(D)	(D)	AA
754	Automotive services, except repair -----	39	9 491	2 724	654	332
7542	Carwashes -----	23	4 278	1 457	340	196
7549	Automotive services, except repair and carwashes -----	16	5 213	1 267	314	136

Table 7a. Summary Statistics for Firms Subject to Federal Income Tax for Metropolitan Areas: 1992 — Con.

[Includes only establishments with payroll. For meaning of abbreviations and symbols, see introductory text. For explanation of terms and comparability of 1987 and 1992 censuses, see appendix A. For definitions of CMSA's, MSA's, and PMSA's, see appendix D]

SIC code	Geographic area and kind of business or operation	Establishments (number)	Receipts (\$1,000)	Annual payroll (\$1,000)	First-quarter payroll (\$1,000)	Paid employees for pay period including March 12 (number)
CHATTANOOGA, TN-GA MSA — Con.						
76	Miscellaneous repair services	123	57 407	19 541	4 457	1 063
762	Electrical repair shops	37	17 247	6 573	1 537	382
7622	Radio and television repair shops	8	2 234	656	161	34
7623, 9	Other electrical and electronic repair shops	29	15 013	5 917	1 376	348
7623	Refrigeration and air-conditioning service and repair shops	8	2 388	564	110	25
7629	Electrical and electronic repair shops, n.e.c.	21	12 625	5 353	1 266	323
763	Watch, clock, and jewelry repair	3	344	95	29	11
764	Reupholstery and furniture repair	13	952	230	56	28
769	Miscellaneous repair and related services	70	38 864	12 643	2 835	642
7692	Welding repair	4	2 923	1 050	206	40
7694	Armature rewinding shops	3	(D)	(D)	(D)	BB
7699	Repair shops and related services, n.e.c.	63	(D)	(D)	(D)	FF
78, 79, 84	Amusement and recreation services, including motion pictures and museums	156	72 471	19 937	3 848	1 443
781, 2	Motion picture production, distribution, and services	6	(D)	(D)	(D)	CC
783	Motion picture theaters	10	(D)	(D)	(D)	CC
7832	Motion picture theaters, except drive-in	10	(D)	(D)	(D)	CC
7833	Drive-in motion picture theaters	—	—	—	—	—
784	Video tape rental	42	8 193	1 264	315	253
792	Theatrical producers (except motion picture), bands, orchestras, and entertainers	1	(D)	(D)	(D)	AA
7922	Theatrical producers (except motion picture) and miscellaneous theatrical services	—	—	—	—	—
7929	Bands, orchestras, actors, and other entertainers and entertainment groups	1	(D)	(D)	(D)	AA
793	Bowling centers	4	3 233	1 088	248	98
79 ex. 792, 3, 84	Commercial sports and other amusement and recreation services, including museums	93	40 623	12 783	2 153	827
794	Commercial sports	3	2 112	585	132	21
7941	Professional sports clubs, managers, promoters	2	(D)	(D)	(D)	AA
7948	Racing, including track operation	1	(D)	(D)	(D)	AA
79 ex. 792, 3, 4, 84	Other amusement and recreation services, including museums	90	38 511	12 198	2 021	806
791	Dance studios, schools, and halls	7	932	269	87	39
7991	Physical fitness facilities	13	2 053	590	141	74
7992	Public golf courses	8	2 625	823	178	70
7993	Coin-operated amusement devices	11	4 042	625	136	62
7996	Amusement parks	4	5 258	1 550	86	48
7997	Membership sports and recreation clubs	17	11 320	4 612	761	302
7999, 84	Amusement and recreation services, including museums, n.e.c.	30	12 281	3 729	632	211
7999 pt.	Concession operators of amusement devices and rides	1	(D)	(D)	(D)	AA
7999 pt.	Carnivals, circuses, and fairs	1	(D)	(D)	(D)	AA
7999 pt., 84	Other recreation and amusements, including museums	28	(D)	(D)	(D)	CC
80	Health services	761	717 398	305 633	64 215	9 973
801	Offices and clinics of doctors of medicine	360	294 703	160 685	30 570	2 758
8011 pt.	Offices of doctors of medicine	350	282 750	155 064	29 238	2 610
8011 pt.	General medical clinics	10	11 953	5 621	1 332	148
802	Offices and clinics of dentists	179	57 386	20 039	4 310	880
803	Offices and clinics of doctors of osteopathy	8	3 709	988	180	31
804	Offices and clinics of other health practitioners	113	25 594	8 322	1 855	452
8041	Offices and clinics of chiropractors	40	8 677	2 470	516	135
8042	Offices and clinics of optometrists	29	6 307	1 590	369	93
8043	Offices and clinics of podiatrists	9	2 636	844	163	42
8049	Offices and clinics of health practitioners, n.e.c.	35	7 974	3 418	807	182
805	Nursing and personal care facilities	15	38 157	15 557	3 732	1 329
8051	Skilled nursing care facilities	12	(D)	(D)	(D)	GG
8052	Intermediate care facilities	2	(D)	(D)	(D)	BB
8059	Nursing and personal care facilities, n.e.c.	1	(D)	(D)	(D)	AA
806	Hospitals	9	176 972	57 693	14 053	2 423
8062	General medical and surgical hospitals	5	144 960	45 582	11 012	1 902
8063, 9	Specialty hospitals	4	32 012	12 111	3 041	521
807, 8, 9	Other health services	77	120 877	42 349	9 515	2 100
807	Medical and dental laboratories	22	53 452	14 341	3 499	728
8071	Medical laboratories	8	50 203	12 890	3 150	653
8072	Dental laboratories	14	3 249	1 451	349	75
808	Home health care services	28	59 089	24 556	5 196	1 233
809	Miscellaneous health and allied services, n.e.c.	27	8 336	3 452	820	139
8092	Kidney dialysis centers	—	—	—	—	—
8093	Specialty outpatient facilities, n.e.c.	20	7 065	3 019	705	116
8099	Health and allied services, n.e.c.	7	1 271	433	115	23
81	Legal services	193	114 837	42 227	9 864	1 248
823, 4, 9	Selected educational services	19	4 390	1 639	450	131
823	Libraries	—	—	—	—	—
824	Vocational schools	7	2 759	976	299	73
829	Schools and educational services, n.e.c.	12	1 631	663	151	58
83	Social services	85	15 647	5 950	1 315	742
835	Child day care services	60	7 856	3 454	816	531
832, 3, 6, 9	Other social services	25	7 791	2 496	499	211

Table 7a. Summary Statistics for Firms Subject to Federal Income Tax for Metropolitan Areas: 1992 — Con.

[Includes only establishments with payroll. For meaning of abbreviations and symbols, see introductory text. For explanation of terms and comparability of 1987 and 1992 censuses, see appendix A. For definitions of CMSA's, MSA's, and PMSA's, see appendix D]

SIC code	Geographic area and kind of business or operation	Establishments (number)	Receipts (\$1,000)	Annual payroll (\$1,000)	First-quarter payroll (\$1,000)	Paid employees for pay period including March 12 (number)
CHATTANOOGA, TN-GA MSA — Con.						
87 ex. 8733	Engineering, accounting, research, management, and related services (except noncommercial research organizations) -----	315	146 811	63 165	13 523	2 179
871	Engineering, architectural, and surveying services -----	104	54 577	23 879	5 004	714
8711	Engineering services -----	69	40 571	18 501	3 980	539
8712	Architectural services -----	21	10 660	4 085	750	109
8713	Surveying services -----	14	3 346	1 293	274	66
872	Accounting, auditing, and bookkeeping services -----	108	42 873	16 654	3 956	672
873 ex. 8733	Research, development, and testing services (except noncommercial research organizations) -----	21	14 467	6 359	1 181	212
8731	Commercial physical and biological research -----	4	(D)	(D)	(D)	AA
8732	Commercial economic, sociological, and educational research -----	4	(D)	(D)	(D)	BB
8734	Testing laboratories -----	13	10 948	5 442	941	177
874	Management and public relations services -----	82	34 894	16 273	3 382	581
8741	Management services -----	38	20 071	10 812	2 267	385
8742	Management consulting services -----	37	10 166	3 592	737	84
8743	Public relations services -----	—	—	—	—	—
8744	Facilities support management services -----	1	(D)	(D)	(D)	CC
8748	Business consulting services, n.e.c. -----	6	(D)	(D)	(D)	AA
89	Services, n.e.c. -----	9	4 507	1 517	202	28
CLARKSVILLE-HOPKINSVILLE, TN-KY MSA						
	Total -----	801	280 551	97 717	21 451	6 435
70 ex. 704	Hotels, rooming houses, camps, and other lodging places (except membership lodging) -----	25	12 184	2 461	516	317
7011	Hotels and motels -----	25	12 184	2 461	516	317
7011 pt.	Hotels -----	3	2 582	647	144	90
7011 pt.	Motels, motor hotels, and tourist courts -----	22	9 602	1 814	372	227
702, 3	Other lodging places -----	—	—	—	—	—
72	Personal services -----	135	23 613	6 998	1 650	735
721	Laundry, cleaning, and garment services -----	40	8 803	2 827	611	253
7211	Power laundries, family and commercial* -----	1	(D)	(D)	(D)	BB
7213	Linen supply* -----	—	—	—	—	—
7215	Coin-operated laundries and drycleaning -----	16	1 846	268	48	30
7216	Drycleaning plants, except rug cleaning* -----	11	2 916	1 196	252	104
7217	Carpet and upholstery cleaning -----	5	429	149	20	18
7218	Industrial laundrers* -----	1	(D)	(D)	(D)	BB
7212, 9	Other laundry, cleaning, and garment services* -----	6	(D)	(D)	(D)	BB
722	Photographic studios, portrait -----	11	1 481	263	64	36
723, 4	Beauty and barber shops -----	55	6 009	2 232	512	210
723	Beauty shops -----	51	5 036	1 731	414	184
724	Barber shops -----	4	973	501	98	26
725	Shoe repair shops and shoeshine parlors -----	1	(D)	(D)	(D)	AA
726	Funeral service and crematories -----	9	4 928	916	230	61
729	Miscellaneous personal services -----	19	(D)	(D)	(D)	CC
73	Business services -----	87	35 178	14 898	3 445	1 433
731	Advertising -----	6	3 802	581	140	31
732	Consumer credit reporting agencies, mercantile reporting agencies, and adjustment and collection agencies -----	5	2 314	967	227	53
733	Mailing, reproduction, commercial art and photography, and stenographic services -----	3	(D)	(D)	(D)	AA
734	Services to dwellings and other buildings -----	29	9 336	4 650	1 071	394
735	Miscellaneous equipment rental and leasing -----	7	5 444	1 114	267	78
736	Personnel supply services -----	4	(D)	(D)	(D)	CC
737	Computer programming, data processing, and other computer related services -----	7	2 136	966	208	34
7371, 2, 3	Computer programming, prepackaged software, and integrated systems -----	3	(D)	(D)	(D)	AA
7374, 5, 6	Data processing services -----	—	—	—	—	—
7377, 8, 9	Computer rental and leasing, maintenance, and related services, n.e.c. -----	4	(D)	(D)	(D)	AA
738	Miscellaneous business services -----	26	10 114	5 657	1 315	730
75	Automotive repair, services, and parking -----	110	25 689	5 125	1 170	374
751	Automotive rental and leasing, without drivers -----	6	3 574	429	107	13
752	Automobile parking -----	1	(D)	(D)	(D)	AA
753	Automotive repair shops -----	84	18 710	3 860	864	261
7532	Top, body, and upholstery repair shops and paint shops -----	28	6 585	1 290	291	77
7538	General automotive repair shops -----	33	7 036	1 523	343	107
7533, 4, 6, 7, 9	Other automotive repair shops -----	23	5 089	1 047	230	77
754	Automotive services, except repair -----	19	(D)	(D)	(D)	CC
76	Miscellaneous repair services -----	38	11 742	2 527	593	165
762	Electrical repair shops -----	17	4 645	1 207	278	76
7622	Radio and television repair shops -----	5	902	313	69	13
7623, 9	Other electrical and electronic repair shops -----	12	3 743	894	209	63
763	Watch, clock, and jewelry repair -----	—	—	—	—	—
764	Reupholstery and furniture repair -----	2	(D)	(D)	(D)	AA
769	Miscellaneous repair and related services -----	19	(D)	(D)	(D)	BB

Table 7a. Summary Statistics for Firms Subject to Federal Income Tax for Metropolitan Areas: 1992—Con.

[Includes only establishments with payroll. For meaning of abbreviations and symbols, see introductory text. For explanation of terms and comparability of 1987 and 1992 censuses, see appendix A. For definitions of CMSA's, MSA's, and PMSA's, see appendix D]

SIC code	Geographic area and kind of business or operation	Establishments (number)	Receipts (\$1,000)	Annual payroll (\$1,000)	First-quarter payroll (\$1,000)	Paid employees for pay period including March 12 (number)
CLARKSVILLE-HOPKINSVILLE, TN-KY MSA—Con.						
78, 79, 84	Amusement and recreation services, including motion pictures and museums	57	13 232	2 568	554	328
781, 2	Motion picture production, distribution, and services	—	—	—	—	—
783	Motion picture theaters	4	(D)	(D)	(D)	BB
784	Video tape rental	13	2 185	354	96	63
792	Theatrical producers (except motion picture), bands, orchestras, and entertainers	—	—	—	—	—
793	Bowling centers	3	(D)	(D)	(D)	BB
79 ex. 792, 3; 84	Commercial sports and other amusement and recreation services, including museums	37	7 278	1 711	343	189
80	Health services	188	117 626	49 468	10 367	2 123
801	Offices and clinics of doctors of medicine	92	56 133	25 713	5 081	572
802	Offices and clinics of dentists	47	13 011	4 610	910	202
803	Offices and clinics of doctors of osteopathy	1	(D)	(D)	(D)	AA
804	Offices and clinics of other health practitioners	19	5 072	1 097	316	66
805	Nursing and personal care facilities	9	17 057	7 698	1 935	778
806	Hospitals	1	(D)	(D)	(D)	BB
807, 8, 9	Other health services	19	(D)	(D)	(D)	EE
81	Legal services	59	18 416	4 318	954	236
823, 4, 9	Selected educational services	9	(D)	(D)	(D)	BB
83	Social services	37	6 748	2 932	694	385
835	Child day care services	28	5 311	2 389	554	338
832, 3, 6, 9	Other social services	9	1 437	543	140	47
87 ex. 8733	Engineering, accounting, research, management, and related services (except noncommercial research organizations)	53	12 584	4 976	1 191	252
871	Engineering, architectural, and surveying services	24	6 288	2 527	591	120
872	Accounting, auditing, and bookkeeping services	21	4 719	1 909	471	106
873 ex. 8733	Research, development, and testing services (except noncommercial research organizations)	—	—	—	—	—
874	Management and public relations services	8	1 577	540	129	26
89	Services, n.e.c.	3	(D)	(D)	(D)	AA
JACKSON, TN MSA						
	Total	634	385 847	180 033	37 756	8 818
70 ex. 704	Hotels, rooming houses, camps, and other lodging places (except membership lodging)	23	(D)	(D)	(D)	EE
7011	Hotels and motels	21	13 682	3 775	847	432
7011 pt.	Hotels	5	7 202	2 183	541	241
7011 pt.	Motels, motor hotels, and tourist courts	16	6 480	1 592	306	191
702, 3	Other lodging places	2	(D)	(D)	(D)	AA
72	Personal services	72	19 768	5 929	1 426	598
721	Laundry, cleaning, and garment services	21	11 285	3 485	774	299
7211	Power laundries, family and commercial*	1	(D)	(D)	(D)	BB
7213	Linen supply*	1	(D)	(D)	(D)	BB
7215	Coin-operated laundries and drycleaning	5	280	34	11	7
7216	Drycleaning plants, except rug cleaning*	6	1 756	816	169	83
7217	Carpet and upholstery cleaning	5	520	241	40	17
7218	Industrial launderers*	—	—	—	—	—
7212, 9	Other laundry, cleaning, and garment services*	3	(D)	(D)	(D)	BB
722	Photographic studios, portrait	4	816	155	37	15
723, 4	Beauty and barber shops	26	2 656	1 023	247	103
723	Beauty shops	26	2 656	1 023	247	103
724	Barber shops	—	—	—	—	—
725	Shoe repair shops and shoeshine parlors	1	(D)	(D)	(D)	AA
726	Funeral service and crematories	5	1 560	421	108	28
729	Miscellaneous personal services	15	(D)	(D)	(D)	CC
73	Business services	111	69 706	37 504	10 029	3 226
731	Advertising	5	2 391	512	120	26
732	Consumer credit reporting agencies, mercantile reporting agencies, and adjustment and collection agencies	6	2 316	845	177	41
733	Mailing, reproduction, commercial art and photography, and stenographic services	6	1 818	569	136	43
734	Services to dwellings and other buildings	26	7 164	3 328	817	426
735	Miscellaneous equipment rental and leasing	16	8 952	1 647	351	90
736	Personnel supply services	19	29 285	22 755	6 461	1 935
737	Computer programming, data processing, and other computer related services	9	4 953	1 433	332	48
7371, 2, 3	Computer programming, prepackaged software, and integrated systems	3	(D)	(D)	(D)	AA
7374, 5, 6	Data processing services	1	(D)	(D)	(D)	AA
7377, 8, 9	Computer rental and leasing, maintenance, and related services, n.e.c.	5	(D)	(D)	(D)	BB
738	Miscellaneous business services	24	12 827	6 415	1 635	617

TN-80 TENNESSEE

SERVICE INDUSTRIES—GEOGRAPHIC AREA SERIES

Table 7a. Summary Statistics for Firms Subject to Federal Income Tax for Metropolitan Areas: 1992—Con.

[Includes only establishments with payroll. For meaning of abbreviations and symbols, see introductory text. For explanation of terms and comparability of 1987 and 1992 censuses, see appendix A. For definitions of CMSA's, MSA's, and PMSA's, see appendix D]

SIC code	Geographic area and kind of business or operation	Establishments (number)	Receipts (\$1,000)	Annual payroll (\$1,000)	First-quarter payroll (\$1,000)	Paid employees for pay period including March 12 (number)
JACKSON, TN MSA—Con.						
75	Automotive repair, services, and parking -----	56	18 260	4 843	1 152	268
751	Automotive rental and leasing, without drivers -----	5	1 753	225	61	10
752	Automobile parking -----	—	—	—	—	—
753	Automotive repair shops -----	48	15 938	4 393	1 032	229
7532	Top, body, and upholstery repair shops and paint shops -----	14	5 938	1 566	386	83
7538	General automotive repair shops -----	22	5 403	1 752	392	87
7533, 4, 6, 7, 9	Other automotive repair shops -----	12	4 597	1 075	254	59
754	Automotive services, except repair -----	3	569	225	59	29
76	Miscellaneous repair services -----	33	12 735	4 688	773	236
762	Electrical repair shops -----	12	4 941	2 201	447	79
7622	Radio and television repair shops -----	3	2 057	827	178	32
7623, 9	Other electrical and electronic repair shops -----	9	2 884	1 374	269	47
763	Watch, clock, and jewelry repair -----	1	(D)	(D)	(D)	AA
764	Reupholstery and furniture repair -----	3	(D)	(D)	(D)	BB
769	Miscellaneous repair and related services -----	17	(D)	(D)	(D)	CC
78, 79, 84	Amusement and recreation services, including motion pictures and museums -----	39	9 590	1 983	430	249
781, 2	Motion picture production, distribution, and services -----	—	—	—	—	—
783	Motion picture theaters -----	2	(D)	(D)	(D)	BB
784	Video tape rental -----	9	(D)	(D)	(D)	BB
792	Theatrical producers (except motion picture), bands, orchestras, and entertainers -----	3	(D)	(D)	(D)	BB
793	Bowling centers -----	1	(D)	(D)	(D)	BB
79 ex. 792, 3, 84	Commercial sports and other amusement and recreation services, including museums -----	24	4 732	1 126	205	125
80	Health services -----	153	196 144	100 032	18 666	2 925
801	Offices and clinics of doctors of medicine -----	65	114 677	69 336	11 296	1 122
802	Offices and clinics of dentists -----	41	13 625	6 191	1 339	244
803	Offices and clinics of doctors of osteopathy -----	—	—	—	—	—
804	Offices and clinics of other health practitioners -----	24	5 117	1 062	235	66
805	Nursing and personal care facilities -----	6	10 806	4 532	1 117	434
806	Hospitals -----	1	(D)	(D)	(D)	FF
807, 8, 9	Other health services -----	16	(D)	(D)	(D)	EE
81	Legal services -----	50	19 365	8 251	1 547	256
823, 4, 9	Selected educational services -----	2	(D)	(D)	(D)	BB
83	Social services -----	20	3 317	1 267	291	213
835	Child day care services -----	8	885	448	107	98
832, 3, 6, 9	Other social services -----	12	2 432	819	184	115
87 ex. 8733	Engineering, accounting, research, management, and related services (except noncommercial research organizations) -----	71	20 927	10 864	2 381	364
871	Engineering, architectural, and surveying services -----	23	7 203	4 494	675	103
872	Accounting, auditing, and bookkeeping services -----	31	(D)	(D)	(D)	CC
873 ex. 8733	Research, development, and testing services (except noncommercial research organizations) -----	3	(D)	(D)	(D)	AA
874	Management and public relations services -----	14	(D)	(D)	(D)	BB
89	Services, n.e.c. -----	4	(D)	(D)	(D)	AA
JOHNSON CITY-KINGSPORT-BRISTOL, TN-VA MSA						
	Total -----	2 447	1 196 189	480 082	101 987	23 487
70 ex. 704	Hotels, rooming houses, camps, and other lodging places (except membership lodging) -----	61	(D)	(D)	(D)	GG
7011	Hotels and motels -----	59	41 814	10 183	2 329	1 070
7011 pt.	Hotels -----	12	18 011	4 505	1 008	409
7011 pt.	Hotels, 25 guestrooms or more -----	8	17 695	4 424	989	389
7011 pt.	Hotels, less than 25 guestrooms -----	4	316	81	19	20
7011 pt.	Motels, motor hotels, and tourist courts -----	47	23 803	5 678	1 321	661
7011 pt.	Motels, tourist courts -----	45	(D)	(D)	(D)	FF
7011 pt.	Motor hotels -----	2	(D)	(D)	(D)	AA
702, 3	Other lodging places -----	2	(D)	(D)	(D)	AA
702	Rooming and boarding houses -----	—	—	—	—	—
703	Camps and recreational vehicle parks -----	2	(D)	(D)	(D)	AA

Table 7a. Summary Statistics for Firms Subject to Federal Income Tax for Metropolitan Areas: 1992 — Con.

[Includes only establishments with payroll. For meaning of abbreviations and symbols, see introductory text. For explanation of terms and comparability of 1987 and 1992 censuses, see appendix A. For definitions of CMSA's, MSA's, and PMSA's, see appendix D]

SIC code	Geographic area and kind of business or operation	Establishments (number)	Receipts (\$1,000)	Annual payroll (\$1,000)	First-quarter payroll (\$1,000)	Paid employees for pay period including March '92 (number)
JOHNSON CITY-KINGSPORT-BRISTOL, TN-VA MSA—Con.						
72	Personal services	360	78 398	30 326	6 163	2 354
721	Laundry, cleaning, and garment services	100	37 983	16 627	2 938	1 059
7211	Power laundries, family and commercial*	3	(D)	(D)	(D)	EE
7213	Linen supply*	—	—	—	—	—
7215	Coin-operated laundries and drycleaning	31	2 784	770	175	127
7216	Drycleaning plants, except rug cleaning*	39	7 720	3 361	694	299
7217	Carpet and upholstery cleaning	15	(D)	(D)	(D)	BB
7218	Industrial launderers*	4	12 296	6 847	1 046	261
7212, 9	Other laundry, cleaning, and garment services*	8	(D)	(D)	(D)	AA
7212	Garment pressing, and agents for laundries and drycleaners	1	(D)	(D)	(D)	AA
7219	Laundry and garment services, n.e.c.*	7	508	127	32	17
722	Photographic studios, portrait	26	6 087	1 731	375	157
723, 4	Beauty and barber shops	160	12 200	4 952	1 179	535
723	Beauty shops	153	11 732	4 708	1 111	514
724	Barber shops	7	468	244	68	21
725	Shoe repair shops and shoeshine parlors	2	(D)	(D)	(D)	AA
726	Funeral service and crematories	31	17 645	5 552	1 188	294
729	Miscellaneous personal services	41	(D)	(D)	(D)	EE
7291	Tax return preparation services	13	2 105	815	331	233
7299	Miscellaneous personal services, n.e.c.	28	(D)	(D)	(D)	BB
73	Business services	316	153 888	66 551	14 584	4 800
731	Advertising	18	13 938	4 719	1 167	190
7311	Advertising agencies	11	(D)	(D)	(D)	BB
7312	Outdoor advertising services	4	(D)	(D)	(D)	BB
7313	Radio, television, publishers' advertising representatives	1	(D)	(D)	(D)	CC
7319	Advertising, n.e.c.	2	(D)	(D)	(D)	AA
732	Consumer credit reporting agencies, mercantile reporting agencies, and adjustment and collection agencies	14	9 622	3 305	652	160
7322	Adjustment and collection services	9	6 729	2 473	487	113
7323	Credit reporting services	5	2 893	832	165	47
733	Mailing, reproduction, commercial art and photography, and stenographic services	22	4 657	1 194	182	91
7331	Direct mail advertising services	3	1 739	356	46	43
7334	Photocopying and duplicating services	4	(D)	(D)	(D)	BB
7335, 6	Commercial photography, art, and graphics	11	1 705	474	56	15
7335	Commercial photography	1	(D)	(D)	(D)	AA
7336	Commercial art and graphic design	10	(D)	(D)	(D)	AA
7338	Secretarial and court reporting services	4	(D)	(D)	(D)	AA
734	Services to dwellings and other buildings	88	22 248	8 733	1 827	784
7342	Disinfecting and pest control services	21	8 781	3 633	736	193
7349	Building cleaning and maintenance services, n.e.c.	67	13 467	5 100	1 091	591
735	Miscellaneous equipment rental and leasing	39	24 456	5 274	1 092	247
7352	Medical equipment rental and leasing	14	(D)	(D)	(D)	CC
7353	Heavy construction equipment rental and leasing	4	(D)	(D)	(D)	AA
7359	Equipment rental and leasing, n.e.c.	21	11 329	2 482	553	144
736	Personnel supply services	31	40 251	26 946	5 678	2 127
7361	Employment agencies	11	1 795	770	110	36
7363	Help supply services	20	38 456	26 176	5 568	2 091
7363 pt.	Temporary help supply	19	(D)	(D)	(D)	GG
7363 pt.	Help supply, except temporary	1	(D)	(D)	(D)	AA
737	Computer programming, data processing, and other computer related services	35	14 922	4 925	1 125	183
7371, 2, 3	Computer programming, prepackaged software, and integrated systems	18	5 544	2 117	406	70
7371	Computer programming services	12	3 462	1 549	272	45
7372	Prepackaged software	—	—	—	—	—
7373	Computer integrated systems	6	2 082	568	134	25
7374, 5, 6	Data processing services	7	4 280	1 381	346	63
7374, 5	Computer processing, information retrieval	7	4 280	1 381	346	63
7376	Computer facilities management services	—	—	—	—	—
7377, 8, 9	Computer rental and leasing, maintenance, and related services, n.e.c.	10	5 098	1 427	373	50
7377	Computer rental and leasing	—	—	—	—	—
7378	Computer maintenance and repair	6	4 623	1 287	336	40
7379	Computer related services, n.e.c.	4	475	140	37	10
738	Miscellaneous business services	69	23 794	11 455	2 861	1 018
7381, 2	Detective agencies and protective services	25	12 642	7 456	1 925	600
7381	Detective, guard, and armored car services	20	9 976	6 490	1 687	537
7382	Security systems services	5	2 666	966	238	63
7383	News syndicates	—	—	—	—	—
7384	Photofinishing laboratories*	4	1 095	338	83	28
7389	Business services, n.e.c.	40	10 057	3 661	853	390
7389 pt.	Sign painting shops	5	487	113	23	9
7389 pt.	Interior designing	6	1 595	366	59	19
7389 pt.	Telephone answering services	4	518	228	55	23
7389 pt.	Other business services	25	7 457	2 954	716	339

Table 7a. Summary Statistics for Firms Subject to Federal Income Tax for Metropolitan Areas: 1992 — Con.

[Includes only establishments with payroll. For meaning of abbreviations and symbols, see introductory text. For explanation of terms and comparability of 1987 and 1992 censuses, see appendix A. For definitions of CMSA's, MSA's, and PMSA's, see appendix D]

SIC code	Geographic area and kind of business or operation	Establishments (number)	Receipts (\$1,000)	Annual payroll (\$1,000)	First-quarter payroll (\$1,000)	Paid employees for pay period including March 12 (number)
	JOHNSON CITY-KINGSPORT-BRISTOL, TN-VA MSA—Con.					
75	Automotive repair, services, and parking -----	238	55 803	13 070	3 186	946
751	Automotive rental and leasing, without drivers -----	24	13 606	2 175	489	134
7513	Truck rental and leasing, without drivers -----	11	5 754	927	257	59
7514, 5	Passenger car rental and leasing -----	13	7 852	1 248	232	75
7514	Passenger car rental -----	12	(D)	(D)	(D)	BB
7515	Passenger car leasing -----	1	(D)	(D)	(D)	AA
7519	Utility trailer and recreational vehicle rental -----	—	—	—	—	—
752	Automobile parking -----	1	(D)	(D)	(D)	AA
753	Automotive repair shops -----	182	37 774	9 730	2 377	632
7532	Top, body, and upholstery repair shops and paint shops -----	46	8 738	2 548	643	183
7532 pt.	Top and body repair shops -----	42	8 482	2 499	632	179
7532 pt.	Paint shops -----	4	256	49	11	4
7538	General automotive repair shops -----	95	15 752	3 554	907	256
7538 pt.	General automotive repair shops, except diesel -----	79	11 545	2 578	640	192
7538 pt.	Diesel repair shops -----	16	4 207	976	267	64
7533, 4, 6, 7, 9	Other automotive repair shops -----	41	13 284	3 628	827	193
7533	Automotive exhaust system repair shops -----	9	1 398	381	95	26
7534	Tire retreading and repair shops -----	5	3 824	928	182	50
7536	Automotive glass replacement shops -----	6	2 487	492	125	24
7537	Automotive transmission repair shops -----	5	1 092	305	84	24
7539	Automotive repair shops, n.e.c. -----	16	4 483	1 522	341	69
7539 pt.	Radiator repair -----	2	(D)	(D)	(D)	AA
7539 pt.	Brake, front end, and wheel alignment -----	7	1 716	423	60	19
7539 pt.	Automotive electrical and fuel system services -----	2	(D)	(D)	(D)	AA
7539 pt.	Other automotive repair shops, n.e.c. -----	5	1 581	704	173	28
754	Automotive services, except repair -----	31	(D)	(D)	(D)	CC
7542	Carwashes -----	19	2 261	637	170	129
7549	Automotive services, except repair and carwashes -----	12	(D)	(D)	(D)	BB
76	Miscellaneous repair services -----	90	48 254	11 916	2 795	627
762	Electrical repair shops -----	31	11 245	3 974	978	270
7622	Radio and television repair shops -----	6	781	189	46	17
7623, 9	Other electrical and electronic repair shops -----	25	10 464	3 785	932	253
7623	Refrigeration and air-conditioning service and repair shops -----	5	(D)	(D)	(D)	BB
7629	Electrical and electronic repair shops, n.e.c. -----	20	(D)	(D)	(D)	CC
763	Watch, clock, and jewelry repair -----	—	—	—	—	—
764	Reupholstery and furniture repair -----	12	906	203	43	23
769	Miscellaneous repair and related services -----	47	36 103	7 739	1 774	334
7692	Welding repair -----	6	(D)	(D)	(D)	BB
7694	Armature rewinding shops -----	3	1 424	442	130	33
7699	Repair shops and related services, n.e.c. -----	38	(D)	(D)	(D)	EE
78, 79, 84	Amusement and recreation services, including motion pictures and museums -----	165	50 483	12 114	2 226	1 109
781, 2	Motion picture production, distribution, and services -----	4	539	141	32	17
783	Motion picture theaters -----	12	(D)	(D)	(D)	BB
7832	Motion picture theaters, except drive-in -----	9	(D)	(D)	(D)	BB
7833	Drive-in motion picture theaters -----	3	(D)	(D)	(D)	AA
784	Video tape rental -----	53	8 391	1 559	385	261
792	Theatrical producers (except motion picture), bands, orchestras, and entertainers -----	4	(D)	(D)	(D)	AA
7922	Theatrical producers (except motion picture) and miscellaneous theatrical services -----	2	(D)	(D)	(D)	AA
7929	Bands, orchestras, actors, and other entertainers and entertainment groups -----	2	(D)	(D)	(D)	AA
793	Bowling centers -----	7	1 566	496	119	54
79 ex. 792, 3; 84	Commercial sports and other amusement and recreation services, including museums -----	85	33 813	9 181	1 519	676
794	Commercial sports -----	6	14 195	3 950	501	85
7941	Professional sports clubs, managers, promoters -----	2	(D)	(D)	(D)	AA
7948	Racing, including track operation -----	4	(D)	(D)	(D)	BB
79 ex. 792, 3, 4; 84	Other amusement and recreation services, including museums -----	79	19 618	5 231	1 018	591
791	Dance studios, schools, and halls -----	7	314	107	31	49
7991	Physical fitness facilities -----	12	2 520	949	230	163
7992	Public golf courses -----	8	1 792	351	50	30
7993	Coin-operated amusement devices -----	16	6 465	1 063	244	62
7996	Amusement parks -----	—	—	—	—	—
7997	Membership sports and recreation clubs -----	13	5 609	2 083	334	201
7999, 84	Amusement and recreation services, including museums, n.e.c. -----	23	2 918	678	129	86
7999 pt.	Concession operators of amusement devices and rides -----	1	(D)	(D)	(D)	AA
7999 pt.	Carnivals, circuses, and fairs -----	—	—	—	—	—
7999 pt., 84	Other recreation and amusements, including museums -----	22	(D)	(D)	(D)	BB

Table 7a. Summary Statistics for Firms Subject to Federal Income Tax for Metropolitan Areas: 1992—Con.

[Includes only establishments with payroll. For meaning of abbreviations and symbols, see introductory text. For explanation of terms and comparability of 1987 and 1992 censuses, see appendix A. For definitions of CMSA's, MSA's, and PMSA's, see appendix D]

SIC code	Geographic area and kind of business or operation	Establishments (number)	Receipts (\$1,000)	Annual payroll (\$1,000)	First-quarter payroll (\$1,000)	Paid employees for pay period including March 12 (number)
JOHNSON CITY—KINGSPORT—BRISTOL, TN—VA MSA—Con.						
80	Health services -----	690	610 932	272 192	58 336	9 847
801	Offices and clinics of doctors of medicine -----	328	268 521	150 818	30 750	2 918
8011 pt.	Offices of doctors of medicine -----	322	261 983	147 165	29 898	2 862
8011 pt.	General medical clinics -----	6	6 538	3 653	852	56
802	Offices and clinics of dentists -----	161	50 018	17 581	3 762	862
803	Offices and clinics of doctors of osteopathy -----	-	-	-	-	-
804	Offices and clinics of other health practitioners -----	107	23 955	6 427	1 502	356
8041	Offices and clinics of chiropractors -----	36	6 546	1 765	406	96
8042	Offices and clinics of optometrists -----	35	9 041	2 041	502	131
8043	Offices and clinics of podiatrists -----	7	1 316	504	103	22
8049	Offices and clinics of health practitioners, n.e.c. -----	29	7 052	2 117	491	107
805	Nursing and personal care facilities -----	25	55 262	23 289	5 788	2 414
8051	Skilled nursing care facilities -----	12	34 969	14 469	3 622	1 267
8052	Intermediate care facilities -----	8	(D)	(D)	(D)	GG
8059	Nursing and personal care facilities, n.e.c. -----	5	(D)	(D)	(D)	BB
806	Hospitals -----	7	146 533	47 180	11 683	2 079
8062	General medical and surgical hospitals -----	4	(D)	(D)	(D)	GG
8063, 9	Specialty hospitals -----	3	(D)	(D)	(D)	EE
807, 8, 9	Other health services -----	62	66 643	26 897	4 851	1 218
807	Medical and dental laboratories -----	24	17 140	7 502	1 497	219
8071	Medical laboratories -----	9	12 798	5 680	1 056	120
8072	Dental laboratories -----	15	4 342	1 822	441	99
808	Home health care services -----	23	34 648	14 833	2 273	795
809	Miscellaneous health and allied services, n.e.c. -----	15	14 855	4 562	1 081	204
8092	Kidney dialysis centers -----	3	(D)	(D)	(D)	BB
8093	Specialty outpatient facilities, n.e.c. -----	7	4 645	2 053	472	94
8099	Health and allied services, n.e.c. -----	5	(D)	(D)	(D)	BB
81	Legal services -----	202	64 840	25 847	4 743	825
823, 4, 9	Selected educational services -----	5	1 063	346	71	10
823	Libraries -----	-	-	-	-	-
824	Vocational schools -----	1	(D)	(D)	(D)	AA
829	Schools and educational services, n.e.c. -----	4	(D)	(D)	(D)	AA
83	Social services -----	90	16 865	7 006	1 592	761
835	Child day care services -----	50	5 301	2 284	529	338
832, 3, 6, 9	Other social services -----	40	11 564	4 722	1 063	423
87 ex. 8733	Engineering, accounting, research, management, and related services (except noncommercial research organizations) -----	225	72 319	29 770	5 887	1 126
871	Engineering, architectural, and surveying services -----	81	21 836	9 381	2 104	396
8711	Engineering services -----	32	12 783	5 745	1 277	219
8712	Architectural services -----	19	5 767	2 219	515	83
8713	Surveying services -----	30	3 286	1 417	312	94
872	Accounting, auditing, and bookkeeping services -----	90	20 662	8 954	2 005	445
873 ex. 8733	Research, development, and testing services (except noncommercial research organizations) -----	10	10 314	3 001	729	95
8731	Commercial physical and biological research -----	3	(D)	(D)	(D)	BB
8732	Commercial economic, sociological, and educational research -----	1	(D)	(D)	(D)	AA
8734	Testing laboratories -----	6	(D)	(D)	(D)	BB
874	Management and public relations services -----	44	19 507	8 434	1 049	190
8741	Management services -----	16	13 208	5 545	581	118
8742	Management consulting services -----	17	2 968	1 300	195	30
8743	Public relations services -----	2	(D)	(D)	(D)	AA
8744	Facilities support management services -----	3	(D)	(D)	(D)	AA
8748	Business consulting services, n.e.c. -----	6	2 711	1 241	188	28
89	Services, n.e.c. -----	5	(D)	(D)	(D)	AA
KNOXVILLE, TN MSA						
	Total -----	4 742	3 535 205	1 351 458	294 921	54 816
70 ex. 704	Hotels, rooming houses, camps, and other lodging places (except membership lodging) -----	310	237 932	57 047	11 012	5 102
7011	Hotels and motels -----	283	231 760	55 701	10 868	5 018
7011 pt.	Hotels -----	77	114 213	28 529	6 186	2 658
7011 pt.	Hotels, 25 guestrooms or more -----	62	111 738	27 871	5 992	2 580
7011 pt.	Hotels, less than 25 guestrooms -----	15	2 475	658	194	78
7011 pt.	Motels, motor hotels, and tourist courts -----	206	117 547	27 172	4 682	2 360
7011 pt.	Motels, tourist courts -----	193	105 549	24 577	4 195	2 122
7011 pt.	Motor hotels -----	13	11 998	2 595	487	238
702, 3	Other lodging places -----	27	6 172	1 346	144	84
702	Rooming and boarding houses -----	3	346	47	12	7
703	Camps and recreational vehicle parks -----	24	5 826	1 299	132	77

Table 7a. Summary Statistics for Firms Subject to Federal Income Tax for Metropolitan Areas: 1992 — Con.

[Includes only establishments with payroll. For meaning of abbreviations and symbols, see introductory text. For explanation of terms and comparability of 1987 and 1992 censuses, see appendix A. For definitions of CMSA's, MSA's, and PMSA's, see appendix D]

SIC code	Geographic area and kind of business or operation	Establishments (number)	Receipts (\$1,000)	Annual payroll (\$1,000)	First-quarter payroll (\$1,000)	Paid employees for pay period including March 12 (number)
KNOXVILLE, TN MSA — Con.						
72	Personal services -----	500	112 369	41 036	9 675	3 510
721	Laundry, cleaning, and garment services -----	132	41 073	15 095	3 490	1 365
7211	Power laundries, family and commercial* -----	2	(D)	(D)	(D)	AA
7213	Linen supply* -----	8	(D)	(D)	(D)	EE
7215	Coin-operated laundries and drycleaning -----	27	4 567	868	212	114
7216	Drycleaning plants, except rug cleaning* -----	50	13 683	5 619	1 251	543
7217	Carpet and upholstery cleaning -----	24	4 967	1 603	362	144
7218	Industrial launderers* -----	4	(D)	(D)	(D)	CC
7212, 9	Other laundry, cleaning, and garment services* -----	17	(D)	(D)	(D)	CC
7212	Garment pressing, and agents for laundries and drycleaners -----	13	1 216	351	94	54
7219	Laundry and garment services, n.e.c.* -----	4	(D)	(D)	(D)	BB
722	Photographic studios, portrait -----	49	11 769	2 946	627	280
723, 4	Beauty and barber shops -----	207	27 745	13 278	3 176	1 063
723	Beauty shops -----	195	26 646	12 809	3 056	1 028
724	Barber shops -----	12	1 099	469	120	35
725	Shoe repair shops and shoeshine parlors -----	11	543	137	37	23
726	Funeral service and crematories -----	35	20 579	6 139	1 362	256
729	Miscellaneous personal services -----	66	10 660	3 441	983	523
7291	Tax return preparation services -----	15	2 851	1 320	487	273
7299	Miscellaneous personal services, n.e.c. -----	51	7 809	2 121	496	250
73	Business services -----	726	450 937	187 416	42 741	11 937
731	Advertising -----	48	47 760	13 735	3 173	642
7311	Advertising agencies -----	32	28 671	8 508	1 841	263
7312	Outdoor advertising services -----	6	8 573	1 464	355	57
7313	Radio, television, publishers' advertising representatives -----	5	(D)	(D)	(D)	CC
7319	Advertising, n.e.c. -----	5	(D)	(D)	(D)	CC
732	Consumer credit reporting agencies, mercantile reporting agencies, and adjustment and collection agencies -----	23	13 685	5 698	1 311	282
7322	Adjustment and collection services -----	19	(D)	(D)	(D)	CC
7323	Credit reporting services -----	4	(D)	(D)	(D)	BB
733	Mailing, reproduction, commercial art and photography, and stenographic services -----	45	12 761	3 529	732	212
7331	Direct mail advertising services -----	6	1 411	329	84	21
7334	Photocopying and duplicating services -----	8	4 771	1 284	295	101
7335, 6	Commercial photography, art, and graphics -----	19	4 153	1 156	220	54
7335	Commercial photography -----	5	1 923	329	74	19
7336	Commercial art and graphic design -----	14	2 230	827	146	35
7338	Secretarial and court reporting services -----	12	2 426	760	133	36
734	Services to dwellings and other buildings -----	178	49 090	20 010	4 449	2 124
7342	Disinfecting and pest control services -----	33	12 578	5 011	1 081	255
7349	Building cleaning and maintenance services, n.e.c. -----	145	36 512	14 999	3 368	1 869
735	Miscellaneous equipment rental and leasing -----	78	44 601	10 810	2 462	531
7352	Medical equipment rental and leasing -----	13	11 951	3 086	712	129
7353	Heavy construction equipment rental and leasing -----	9	4 107	900	207	67
7359	Equipment rental and leasing, n.e.c. -----	56	28 543	6 824	1 543	335
736	Personnel supply services -----	63	80 376	58 046	12 418	4 431
7361	Employment agencies -----	22	6 045	2 168	432	326
7363	Help supply services -----	41	74 331	55 878	11 986	4 105
7363 pt.	Temporary help supply -----	36	(D)	(D)	(D)	HH
7363 pt.	Help supply, except temporary -----	5	(D)	(D)	(D)	FF
737	Computer programming, data processing, and other computer related services -----	125	121 660	44 648	11 192	1 376
7371, 2, 3	Computer programming, prepackaged software, and integrated systems -----	78	99 920	36 797	9 256	1 065
7371	Computer programming services -----	43	63 656	26 813	6 780	755
7372	Prepackaged software -----	21	14 064	4 179	972	141
7373	Computer integrated systems -----	14	22 200	5 805	1 504	169
7374, 5, 6	Data processing services -----	19	11 213	3 665	843	191
7374, 5	Computer processing, information retrieval -----	18	(D)	(D)	(D)	CC
7376	Computer facilities management services -----	1	(D)	(D)	(D)	AA
7377, 8, 9	Computer rental and leasing, maintenance, and related services, n.e.c. -----	28	10 527	4 186	1 093	120
7377	Computer rental and leasing -----	1	(D)	(D)	(D)	AA
7378	Computer maintenance and repair -----	12	4 763	1 086	308	39
7379	Computer related services, n.e.c. -----	15	(D)	(D)	(D)	BB
738	Miscellaneous business services -----	166	81 004	30 940	7 004	2 339
7381, 2	Detective agencies and protective services -----	39	22 161	10 652	2 474	938
7381	Detective, guard, and armored car services -----	30	11 766	7 399	1 692	798
7382	Security systems services -----	9	10 395	3 253	782	140
7383	News syndicates -----	1	(D)	(D)	(D)	AA
7384	Photofinishing laboratories* -----	23	6 303	1 417	319	94
7389	Business services, n.e.c. -----	103	(D)	(D)	(D)	GG
7389 pt.	Sign painting shops -----	12	3 119	978	215	57
7389 pt.	Interior designing -----	6	1 929	323	82	25
7389 pt.	Telephone answering services -----	7	(D)	(D)	(D)	CC
7389 pt.	Other business services -----	78	(D)	(D)	(D)	GG

Table 7a. Summary Statistics for Firms Subject to Federal Income Tax for Metropolitan Areas: 1992 — Con.

[Includes only establishments with payroll. For meaning of abbreviations and symbols, see introductory text. For explanation of terms and comparability of 1987 and 1992 censuses, see appendix A. For definitions of CMSA's, MSA's, and PMSA's, see appendix D]

SIC code	Geographic area and kind of business or operation	Establishments (number)	Receipts (\$1,000)	Annual payroll (\$1,000)	First-quarter payroll (\$1,000)	Paid employees for pay period including March 12 (number)
KNOXVILLE, TN MSA — Con.						
75	Automotive repair, services, and parking -----	416	153 286	32 236	7 329	2 088
751	Automotive rental and leasing, without drivers -----	32	63 899	7 690	1 834	404
7513	Truck rental and leasing, without drivers -----	17	43 523	4 758	1 138	235
7514, 5	Passenger car rental and leasing -----	12	(D)	(D)	(D)	CC
7514	Passenger car rental -----	12	(D)	(D)	(D)	CC
7515	Passenger car leasing -----	—	—	—	—	—
7519	Utility trailer and recreational vehicle rental -----	3	(D)	(D)	(D)	AA
752	Automobile parking -----	64	(D)	(D)	(D)	CC
753	Automotive repair shops -----	266	64 884	17 941	4 031	1 024
7532	Top, body, and upholstery repair shops and paint shops -----	78	24 465	6 911	1 534	402
7532 pt.	Top and body repair shops -----	72	22 714	6 459	1 417	371
7532 pt.	Paint shops -----	6	1 751	452	117	31
7538	General automotive repair shops -----	112	21 373	5 686	1 270	327
7538 pt.	General automotive repair shops, except diesel -----	100	17 933	4 537	1 020	268
7538 pt.	Diesel repair shops -----	12	3 440	1 149	250	59
7533, 4, 6, 7, 9	Other automotive repair shops -----	76	19 046	5 344	1 227	295
7533	Automotive exhaust system repair shops -----	16	2 818	843	174	43
7534	Tire retreading and repair shops -----	6	1 462	203	42	17
7536	Automotive glass replacement shops -----	9	3 092	775	199	35
7537	Automotive transmission repair shops -----	13	4 057	1 140	277	60
7539	Automotive repair shops, n.e.c. -----	32	7 617	2 383	535	140
7539 pt.	Radiator repair -----	9	1 567	390	92	27
7539 pt.	Brake, front end, and wheel alignment -----	15	3 334	1 187	282	69
7539 pt.	Automotive electrical and fuel system services -----	5	(D)	(D)	(D)	BB
7539 pt.	Other automotive repair shops, n.e.c. -----	3	(D)	(D)	(D)	BB
754	Automotive services, except repair -----	54	(D)	(D)	(D)	FF
7542	Carwashes -----	30	(D)	(D)	(D)	EE
7549	Automotive services, except repair and carwashes -----	24	8 840	2 873	665	238
76	Miscellaneous repair services -----	184	72 685	21 248	4 948	1 024
762	Electrical repair shops -----	67	22 451	8 375	1 996	448
7622	Radio and television repair shops -----	22	4 674	1 568	387	100
7623, 9	Other electrical and electronic repair shops -----	45	17 777	6 807	1 609	348
7623	Refrigeration and air-conditioning service and repair shops -----	12	3 952	1 157	284	68
7629	Electrical and electronic repair shops, n.e.c. -----	33	13 825	5 650	1 325	280
763	Watch, clock, and jewelry repair -----	4	(D)	(D)	(D)	AA
764	Reupholstery and furniture repair -----	14	2 609	473	92	32
769	Miscellaneous repair and related services -----	99	(D)	(D)	(D)	FF
7692	Welding repair -----	8	1 206	244	58	18
7694	Armature rewinding shops -----	8	11 403	3 881	943	131
7699	Repair shops and related services, n.e.c. -----	83	(D)	(D)	(D)	EE
78, 79, 84	Amusement and recreation services, including motion pictures and museums -----	320	165 121	46 862	8 721	3 855
781, 2	Motion picture production, distribution, and services -----	10	(D)	(D)	(D)	CC
783	Motion picture theaters -----	16	13 480	1 796	434	274
7832	Motion picture theaters, except drive-in -----	16	13 480	1 796	434	274
7833	Drive-in motion picture theaters -----	—	—	—	—	—
784	Video tape rental -----	72	12 884	2 986	707	458
792	Theatrical producers (except motion picture), bands, orchestras, and entertainers -----	15	8 314	2 563	581	142
7922	Theatrical producers (except motion picture) and miscellaneous theatrical services -----	7	2 997	772	230	47
7929	Bands, orchestras, actors, and other entertainers and entertainment groups -----	8	5 317	1 791	351	95
793	Bowling centers -----	8	(D)	(D)	(D)	BB
79 ex. 792, 3, 4; 84	Commercial sports and other amusement and recreation services, including museums -----	199	97 937	34 631	5 833	2 699
794	Commercial sports -----	8	1 592	627	41	23
7941	Professional sports clubs, managers, promoters -----	1	(D)	(D)	(D)	AA
7948	Racing, including track operation -----	7	(D)	(D)	(D)	BB
79 ex. 792, 3, 4; 84	Other amusement and recreation services, including museums -----	191	96 345	34 004	5 792	2 676
791	Dance studios, schools, and halls -----	12	1 230	471	117	52
7991	Physical fitness facilities -----	22	8 620	2 270	559	340
7992	Public golf courses -----	9	11 440	3 834	969	177
7993	Coin-operated amusement devices -----	26	6 882	1 546	377	137
7996	Amusement parks -----	14	(D)	(D)	(D)	FF
7997	Membership sports and recreation clubs -----	22	14 460	4 590	887	319
7999, 84	Amusement and recreation services, including museums, n.e.c. -----	86	(D)	(D)	(D)	FF
7999 pt.	Concession operators of amusement devices and rides -----	5	932	171	19	10
7999 pt.	Carnivals, circuses, and fairs -----	1	(D)	(D)	(D)	BB
7999 pt., 84	Other recreation and amusements, including museums -----	80	(D)	(D)	(D)	FF

Table 7a. Summary Statistics for Firms Subject to Federal Income Tax for Metropolitan Areas: 1992 — Con.

[Includes only establishments with payroll. For meaning of abbreviations and symbols, see introductory text. For explanation of terms and comparability of 1987 and 1992 censuses, see appendix A. For definitions of CMSA's, MSA's, and PMSA's, see appendix D]

SIC code	Geographic area and kind of business or operation	Establishments (number)	Receipts (\$1,000)	Annual payroll (\$1,000)	First-quarter payroll (\$1,000)	Paid employees for pay period including March 12 (number)
KNOXVILLE, TN MSA — Con.						
80	Health services -----	1 196	811 875	390 771	78 013	10 664
801	Offices and clinics of doctors of medicine -----	569	472 014	263 364	50 928	4 542
8011 pt.	Offices of doctors of medicine -----	560	461 251	259 761	50 037	4 376
8011 pt.	General medical clinics -----	9	10 763	3 603	891	166
802	Offices and clinics of dentists -----	292	95 069	32 541	6 951	1 421
803	Offices and clinics of doctors of osteopathy -----	3	(D)	(D)	(D)	BB
804	Offices and clinics of other health practitioners -----	191	51 187	19 097	4 155	751
8041	Offices and clinics of chiropractors -----	60	14 986	5 622	1 297	251
8042	Offices and clinics of optometrists -----	39	11 631	2 369	493	118
8043	Offices and clinics of podiatrists -----	19	5 420	2 301	482	92
8049	Offices and clinics of health practitioners, n.e.c. -----	73	19 150	8 805	1 883	290
805	Nursing and personal care facilities -----	22	56 889	24 380	5 749	1 979
8051	Skilled nursing care facilities -----	19	(D)	(D)	(D)	GG
8052	Intermediate care facilities -----	2	(D)	(D)	(D)	EE
8059	Nursing and personal care facilities, n.e.c. -----	1	(D)	(D)	(D)	AA
806	Hospitals -----	2	(D)	(D)	(D)	CC
8062	General medical and surgical hospitals -----	1	(D)	(D)	(D)	BB
8063, 9	Specialty hospitals -----	1	(D)	(D)	(D)	CC
807, 8, 9	Other health services -----	117	119 615	44 702	8 558	1 709
807	Medical and dental laboratories -----	47	39 550	15 564	3 310	474
8071	Medical laboratories -----	23	35 468	14 144	2 969	390
8072	Dental laboratories -----	24	4 082	1 420	341	84
808	Home health care services -----	39	53 983	22 815	3 760	962
809	Miscellaneous health and allied services, n.e.c. -----	31	26 082	6 323	1 488	273
8092	Kidney dialysis centers -----	2	(D)	(D)	(D)	AA
8093	Specialty outpatient facilities, n.e.c. -----	15	3 846	1 501	315	38
8099	Health and allied services, n.e.c. -----	14	(D)	(D)	(D)	CC
81	Legal services -----	282	159 083	52 168	11 082	1 758
823, 4, 9	Selected educational services -----	33	14 137	6 267	970	181
823	Libraries -----	—	—	—	—	—
824	Vocational schools -----	9	2 601	1 070	225	60
829	Schools and educational services, n.e.c. -----	24	11 536	5 197	745	121
83	Social services -----	149	29 639	12 781	2 912	1 249
835	Child day care services -----	115	15 193	6 814	1 507	825
832, 3, 6, 9	Other social services -----	34	14 446	5 967	1 405	424
87 ex. 8733	Engineering, accounting, research, management, and related services (except noncommercial research organizations) -----	595	1 302 339	495 030	115 831	13 221
871	Engineering, architectural, and surveying services -----	232	325 169	134 081	31 015	3 446
8711	Engineering services -----	151	296 726	121 364	28 357	2 967
8712	Architectural services -----	52	24 016	10 695	2 222	368
8713	Surveying services -----	29	4 427	2 022	436	111
872	Accounting, auditing, and bookkeeping services -----	180	(D)	(D)	(D)	FF
873 ex. 8733	Research, development, and testing services (except noncommercial research organizations) -----	37	(D)	(D)	(D)	II
8731	Commercial physical and biological research -----	17	(D)	(D)	(D)	II
8732	Commercial economic, sociological, and educational research -----	10	(D)	(D)	(D)	BB
8734	Testing laboratories -----	10	(D)	(D)	(D)	CC
874	Management and public relations services -----	146	(D)	(D)	(D)	GG
8741	Management services -----	54	50 943	23 227	4 621	747
8742	Management consulting services -----	52	(D)	(D)	(D)	CC
8743	Public relations services -----	5	(D)	(D)	(D)	BB
8744	Facilities support management services -----	4	(D)	(D)	(D)	CC
8748	Business consulting services, n.e.c. -----	31	6 370	2 733	440	90
89	Services, n.e.c. -----	31	25 802	8 596	1 687	227
MEMPHIS, TN-AR-MS MSA						
	Total -----	6 599	4 523 023	1 618 702	364 235	78 884
70 ex. 704	Hotels, rooming houses, camps, and other lodging places (except membership lodging) -----	165	224 433	62 116	14 642	5 975
7011	Hotels and motels -----	157	222 706	61 751	14 553	5 867
7011 pt.	Hotels -----	79	175 259	50 714	12 039	4 737
7011 pt.	Hotels, 25 guestrooms or more -----	69	173 872	50 450	11 974	4 685
7011 pt.	Hotels, less than 25 guestrooms -----	10	1 387	264	65	52
7011 pt.	Motels, motor hotels, and tourist courts -----	78	47 447	11 037	2 514	1 130
7011 pt.	Motels, tourist courts -----	69	42 302	10 080	2 286	1 001
7011 pt.	Motor hotels -----	9	5 145	957	228	129
702, 3	Other lodging places -----	8	1 727	365	89	108
702	Rooming and boarding houses -----	2	(D)	(D)	(D)	BB
703	Camps and recreational vehicle parks -----	6	(D)	(D)	(D)	AA

SERVICE INDUSTRIES—GEOGRAPHIC AREA SERIES

TENNESSEE TN-87

Table 7a. Summary Statistics for Firms Subject to Federal Income Tax for Metropolitan Areas: 1992 — Con.

[Includes only establishments with payroll. For meaning of abbreviations and symbols, see introductory text. For explanation of terms and comparability of 1987 and 1992 censuses, see appendix A. For definitions of CMSA's, MSA's, and PMSA's, see appendix D]

SIC code	Geographic area and kind of business or operation	Establishments (number)	Receipts (\$1,000)	Annual payroll (\$1,000)	First-quarter payroll (\$1,000)	Paid employees for pay period including March 12 (number)
MEMPHIS, TN-AR-MS MSA—Con.						
72	Personal services	766	202 408	79 974	19 259	6 513
721	Laundry, cleaning, and garment services	249	83 654	32 597	7 734	2 776
7211	Power laundries, family and commercial*	13	4 727	1 826	462	209
7213	Linen supply*	2	(D)	(D)	(D)	CC
7215	Coin-operated laundries and drycleaning	33	3 513	693	160	90
7216	Drycleaning plants, except rug cleaning*	124	34 916	14 405	3 464	1 479
7217	Carpet and upholstery cleaning	35	6 996	2 612	608	264
7218	Industrial launderers*	6	21 315	8 506	1 917	427
7212, 9	Other laundry, cleaning, and garment services*	36	(D)	(D)	(D)	CC
7212	Garment pressing, and agents for laundries and drycleaners	15	4 037	1 562	389	103
7219	Laundry and garment services, n.e.c.*	21	(D)	(D)	(D)	BB
722	Photographic studios, portrait	49	20 212	10 665	2 391	477
723, 4	Beauty and barber shops	314	50 426	24 837	5 857	1 870
723	Beauty shops	299	49 720	24 580	5 778	1 836
724	Barber shops	15	706	257	79	34
725	Shoe repair shops and shoeshine parlors	18	1 735	349	80	36
726	Funeral service and crematories	35	24 573	5 811	1 433	415
729	Miscellaneous personal services	101	21 808	5 715	1 764	939
7291	Tax return preparation services	24	4 463	1 778	874	576
7299	Miscellaneous personal services, n.e.c.	77	17 345	3 937	890	363
73	Business services	1 187	1 078 198	424 856	100 269	27 960
731	Advertising	92	97 308	29 110	7 630	1 018
7311	Advertising agencies	68	57 791	21 183	5 822	664
7312	Outdoor advertising services	7	8 179	1 424	392	63
7313	Radio, television, publishers' advertising representatives	6	8 396	2 833	762	98
7319	Advertising, n.e.c.	11	22 942	3 670	654	193
732	Consumer credit reporting agencies, mercantile reporting agencies, and adjustment and collection agencies	40	32 798	13 819	3 156	669
7322	Adjustment and collection services	33	20 242	10 307	2 305	508
7323	Credit reporting services	7	12 556	3 512	851	161
733	Mailing, reproduction, commercial art and photography, and stenographic services	109	84 597	24 797	4 655	814
7331	Direct mail advertising services	17	37 448	12 154	1 756	264
7334	Photocopying and duplicating services	19	10 973	2 961	729	181
7335, 6	Commercial photography, art, and graphics	52	30 034	6 222	1 328	231
7335	Commercial photography	13	3 716	1 012	223	62
7336	Commercial art and graphic design	39	26 318	5 210	1 105	169
7338	Secretarial and court reporting services	21	6 142	3 460	842	138
734	Services to dwellings and other buildings	203	70 694	33 400	7 784	3 836
7342	Disinfecting and pest control services	56	23 851	9 232	2 015	473
7349	Building cleaning and maintenance services, n.e.c.	147	46 843	24 168	5 769	3 363
735	Miscellaneous equipment rental and leasing	97	88 263	19 797	5 199	852
7352	Medical equipment rental and leasing	13	8 020	1 894	500	98
7353	Heavy construction equipment rental and leasing	12	9 343	2 002	504	52
7359	Equipment rental and leasing, n.e.c.	72	70 900	15 901	4 195	702
736	Personnel supply services	130	175 506	120 766	29 056	11 163
7361	Employment agencies	45	12 140	6 226	1 402	327
7363	Help supply services	85	163 366	114 540	27 654	10 836
7363 pt.	Temporary help supply	66	101 189	70 029	16 999	8 339
7363 pt.	Help supply, except temporary	19	62 177	44 511	10 655	2 497
737	Computer programming, data processing, and other computer related services	193	258 051	91 060	21 012	2 707
7371, 2, 3	Computer programming, prepackaged software, and integrated systems	101	124 979	52 019	11 826	1 296
7371	Computer programming services	68	44 226	24 757	5 448	679
7372	Prepackaged software	19	29 083	11 589	2 770	262
7373	Computer integrated systems	14	51 670	15 673	3 608	355
7374, 5, 6	Data processing services	31	58 208	18 647	4 304	607
7374, 5	Computer processing, information retrieval	26	(D)	(D)	(D)	EE
7376	Computer facilities management services	5	(D)	(D)	(D)	CC
7377, 8, 9	Computer rental and leasing, maintenance, and related services, n.e.c.	61	74 864	20 394	4 882	804
7377	Computer rental and leasing	3	(D)	(D)	(D)	AA
7378	Computer maintenance and repair	32	46 067	12 261	3 311	545
7379	Computer related services, n.e.c.	26	(D)	(D)	(D)	CC
738	Miscellaneous business services	323	270 981	92 107	21 777	6 901
7381, 2	Detective agencies and protective services	95	66 657	38 244	8 959	3 298
7381	Detective, guard, and armored car services	76	48 677	32 206	7 434	2 996
7382	Security systems services	19	17 980	6 038	1 525	302
7383	News syndicates	2	(D)	(D)	(D)	AA
7384	Photofinishing laboratories*	30	17 676	4 244	1 046	242
7389	Business services, n.e.c.	196	(D)	(D)	(D)	HH
7389 pt.	Sign painting shops	8	(D)	(D)	(D)	BB
7389 pt.	Interior designing	15	6 287	1 216	318	60
7389 pt.	Telephone answering services	8	(D)	(D)	(D)	FF
7389 pt.	Other business services	165	150 419	40 463	9 218	2 699

Table 7a. Summary Statistics for Firms Subject to Federal Income Tax for Metropolitan Areas: 1992—Con.

[Includes only establishments with payroll. For meaning of abbreviations and symbols, see introductory text. For explanation of terms and comparability of 1987 and 1992 censuses, see appendix A. For definitions of CMSA's, MSA's, and PMSA's, see appendix D.]

SIC code	Geographic area and kind of business or operation	Establishments (number)	Receipts (\$1,000)	Annual payroll (\$1,000)	First-quarter payroll (\$1,000)	Paid employees for pay period including March 12 (number)
MEMPHIS, TN—AR—MS MSA—Con.						
75	Automotive repair, services, and parking -----	747	354 335	71 106	16 700	4 013
751	Automotive rental and leasing, without drivers -----	63	144 076	16 507	4 185	840
7513	Truck rental and leasing, without drivers -----	35	(D)	(D)	(D)	EE
7514, 5	Passenger car rental and leasing -----	27	62 643	7 499	1 904	403
7514	Passenger car rental -----	21	40 899	5 720	1 423	350
7515	Passenger car leasing -----	6	21 744	1 779	481	53
7519	Utility trailer and recreational vehicle rental -----	1	(D)	(D)	(D)	AA
752	Automobile parking -----	92	13 577	1 478	371	179
753	Automotive repair shops -----	506	176 321	47 302	10 796	2 340
7532	Top, body, and upholstery repair shops and paint shops -----	136	64 069	18 406	4 073	827
7532 pt.	Top and body repair shops -----	120	60 811	17 422	3 844	735
7532 pt.	Paint shops -----	16	3 251	984	229	92
7538	General automotive repair shops -----	228	62 376	15 693	3 801	912
7538 pt.	General automotive repair shops, except diesel -----	198	46 817	12 315	2 933	743
7538 pt.	Diesel repair shops -----	30	15 559	3 378	868	169
7533, 4, 6, 7, 9	Other automotive repair shops -----	142	49 876	13 203	2 922	601
7533	Automotive exhaust system repair shops -----	23	7 218	1 772	378	94
7534	Tire retreading and repair shops -----	9	9 432	1 616	353	80
7536	Automotive glass replacement shops -----	26	10 822	2 935	628	100
7537	Automotive transmission repair shops -----	37	10 981	3 411	749	159
7539	Automotive repair shops, n.e.c. -----	47	11 423	3 469	814	168
7539 pt.	Radiator repair -----	13	1 730	384	104	31
7539 pt.	Brake, front end, and wheel alignment -----	17	5 377	1 727	401	70
7539 pt.	Automotive electrical and fuel system services -----	11	3 700	1 145	271	59
7539 pt.	Other automotive repair shops, n.e.c. -----	6	616	213	38	8
754	Automotive services, except repair -----	86	20 361	5 819	1 348	654
7542	Carwashes -----	46	11 486	3 580	853	477
7549	Automotive services, except repair and carwashes -----	40	8 875	2 239	495	177
76	Miscellaneous repair services -----	285	144 710	48 741	11 041	2 101
762	Electrical repair shops -----	91	57 405	20 247	4 608	950
7622	Radio and television repair shops -----	34	13 407	4 368	1 042	181
7623, 9	Other electrical and electronic repair shops -----	57	43 998	15 879	3 566	769
7623	Refrigeration and air-conditioning service and repair shops -----	13	7 100	1 936	469	88
7629	Electrical and electronic repair shops, n.e.c. -----	44	36 898	13 943	3 097	681
763	Watch, clock, and jewelry repair -----	10	798	128	29	13
764	Reupholstery and furniture repair -----	33	4 392	1 543	336	116
769	Miscellaneous repair and related services -----	151	82 115	26 823	6 068	1 022
7692	Welding repair -----	6	2 810	904	170	39
7694	Armature rewinding shops -----	10	10 598	2 767	647	99
7699	Repair shops and related services, n.e.c. -----	135	68 707	23 152	5 251	884
78, 79, 84	Amusement and recreation services, including motion pictures and museums -----	322	236 331	41 825	8 950	3 433
781, 2	Motion picture production, distribution, and services -----	31	70 969	5 239	1 136	292
783	Motion picture theaters -----	15	11 258	1 720	473	246
7832	Motion picture theaters, except drive-in -----	13	(D)	(D)	(D)	CC
7833	Drive-in motion picture theaters -----	2	(D)	(D)	(D)	BB
784	Video tape rental -----	63	17 092	2 854	721	385
792	Theatrical producers (except motion picture), bands, orchestras, and entertainers -----	19	10 880	1 334	252	34
7922	Theatrical producers (except motion picture) and miscellaneous theatrical services -----	7	973	252	49	12
7929	Bands, orchestras, actors, and other entertainers and entertainment groups -----	12	9 907	1 082	203	22
793	Bowling centers -----	9	5 953	1 887	461	199
79 ex. 792, 3, 4; 84	Commercial sports and other amusement and recreation services, including museums -----	185	120 179	28 791	5 907	2 277
794	Commercial sports -----	22	36 503	6 689	1 460	510
7941	Professional sports clubs, managers, promoters -----	7	3 006	606	92	37
7948	Racing, including track operation -----	15	33 497	6 083	1 368	473
79 ex. 792, 3, 4; 84	Other amusement and recreation services, including museums -----	163	83 676	22 102	4 447	1 767
791	Dance studios, schools, and halls -----	16	1 802	564	145	59
7991	Physical fitness facilities -----	29	8 993	2 590	621	301
7992	Public golf courses -----	9	8 607	2 016	355	122
7993	Coin-operated amusement devices -----	28	5 438	1 205	293	83
7996	Amusement parks -----	6	8 521	2 913	316	119
7997	Membership sports and recreation clubs -----	16	18 890	5 491	1 144	354
7999, 84	Amusement and recreation services, including museums, n.e.c. -----	59	31 425	7 323	1 573	729
7999 pt.	Concession operators of amusement devices and rides -----	1	(D)	(D)	(D)	AA
7999 pt.	Carnivals, circuses, and fairs -----	—	—	—	—	—
7999 pt., 84	Other recreation and amusements, including museums -----	58	(D)	(D)	(D)	FF

Table 7a. Summary Statistics for Firms Subject to Federal Income Tax for Metropolitan Areas: 1992—Con.

[Includes only establishments with payroll. For meaning of abbreviations and symbols, see introductory text. For explanation of terms and comparability of 1987 and 1992 censuses, see appendix A. For definitions of CMSA's, MSA's, and PMSA's, see appendix D]

SIC code	Geographic area and kind of business or operation	Establishments (number)	Receipts (\$1,000)	Annual payroll (\$1,000)	First-quarter payroll (\$1,000)	Paid employees for pay period including March 12 (number)
MEMPHIS, TN—AR—MS MSA—Con.						
80	Health services -----	1 647	1 242 024	537 621	111 626	16 335
801	Offices and clinics of doctors of medicine -----	817	666 450	342 479	65 582	6 378
8011 pt.	Offices of doctors of medicine -----	790	639 288	333 360	63 456	6 047
8011 pt.	General medical clinics -----	27	27 162	9 119	2 126	331
802	Offices and clinics of dentists -----	459	123 730	40 436	8 929	1 899
803	Offices and clinics of doctors of osteopathy -----	4	1 333	203	43	16
804	Offices and clinics of other health practitioners -----	182	50 046	14 637	3 476	684
8041	Offices and clinics of chiropractors -----	37	8 618	2 148	477	118
8042	Offices and clinics of optometrists -----	70	21 488	5 202	1 095	297
8043	Offices and clinics of podiatrists -----	18	6 281	2 154	735	75
8049	Offices and clinics of health practitioners, n.e.c. -----	57	13 659	5 133	1 169	194
805	Nursing and personal care facilities -----	33	81 739	33 891	7 901	2 640
8051	Skilled nursing care facilities -----	22	59 670	26 714	6 159	2 189
8052	Intermediate care facilities -----	8	(D)	(D)	(D)	EE
8059	Nursing and personal care facilities, n.e.c. -----	3	(D)	(D)	(D)	BB
806	Hospitals -----	5	104 716	37 421	9 811	1 678
8062	General medical and surgical hospitals -----	2	(D)	(D)	(D)	FF
8063, 9	Specialty hospitals -----	3	(D)	(D)	(D)	FF
807, 8, 9	Other health services -----	147	214 010	68 554	15 884	3 040
807	Medical and dental laboratories -----	58	75 505	20 662	4 550	789
8071	Medical laboratories -----	28	63 838	17 109	3 700	622
8072	Dental laboratories -----	30	11 667	3 553	850	167
808	Home health care services -----	42	106 791	38 321	9 063	1 859
809	Miscellaneous health and allied services, n.e.c. -----	47	31 714	9 571	2 271	392
8092	Kidney dialysis centers -----	2	(D)	(D)	(D)	BB
8093	Specialty outpatient facilities, n.e.c. -----	21	10 071	3 761	898	159
8099	Health and allied services, n.e.c. -----	24	(D)	(D)	(D)	CC
81	Legal services -----	481	262 092	94 766	20 278	2 504
823, 4, 9	Selected educational services -----	48	13 473	4 415	1 059	342
823	Libraries -----	—	—	—	—	—
824	Vocational schools -----	18	7 394	2 561	640	189
829	Schools and educational services, n.e.c. -----	30	6 079	1 854	419	153
83	Social services -----	155	32 618	13 225	3 038	1 515
835	Child day care services -----	116	23 309	10 089	2 279	1 242
832, 3, 6, 9	Other social services -----	39	9 309	3 136	759	273
87 ex. 8733	Engineering, accounting, research, management, and related services (except noncommercial research organizations) -----	772	720 894	235 885	56 452	8 046
871	Engineering, architectural, and surveying services -----	197	253 928	64 016	15 184	1 952
8711	Engineering services -----	105	210 774	47 714	11 124	1 351
8712	Architectural services -----	74	39 524	14 500	3 669	523
8713	Surveying services -----	18	3 630	1 802	391	78
872	Accounting, auditing, and bookkeeping services -----	266	125 734	48 471	11 841	1 826
873 ex. 8733	Research, development, and testing services (except noncommercial research organizations) -----	44	57 303	24 940	6 352	980
8731	Commercial physical and biological research -----	6	1 122	576	194	20
8732	Commercial economic, sociological, and educational research -----	21	11 257	6 244	1 972	299
8734	Testing laboratories -----	17	44 924	18 120	4 186	661
874	Management and public relations services -----	265	283 929	98 458	23 075	3 288
8741	Management services -----	87	140 578	47 103	11 297	1 706
8742	Management consulting services -----	113	98 804	33 613	7 328	803
8743	Public relations services -----	11	3 325	1 072	236	34
8744	Facilities support management services -----	10	32 752	13 783	3 630	595
8748	Business consulting services, n.e.c. -----	44	8 470	2 887	584	150
89	Services, n.e.c. -----	24	11 507	4 172	921	147
NASHVILLE, TN MSA						
	Total -----	8 518	6 369 979	2 260 498	494 173	102 893
70 ex. 704	Hotels, rooming houses, camps, and other lodging places (except membership lodging) -----	206	416 842	107 842	24 867	10 044
7011	Hotels and motels -----	189	407 806	105 821	24 494	9 888
7011 pt.	Hotels -----	84	345 870	92 585	21 494	8 267
7011 pt.	Hotels, 25 guestrooms or more -----	80	345 456	92 511	21 483	8 254
7011 pt.	Hotels, less than 25 guestrooms -----	4	414	74	11	13
7011 pt.	Motels, motor hotels, and tourist courts -----	105	61 936	13 236	3 000	1 621
7011 pt.	Motels, tourist courts -----	92	49 578	10 849	2 471	1 328
7011 pt.	Motor hotels -----	13	12 358	2 387	529	293
702, 3	Other lodging places -----	17	9 036	2 021	373	156
702	Rooming and boarding houses -----	4	322	116	28	9
703	Camps and recreational vehicle parks -----	13	8 714	1 905	345	147

TN—90 TENNESSEE

SERVICE INDUSTRIES—GEOGRAPHIC AREA SERIES

Table 7a. Summary Statistics for Firms Subject to Federal Income Tax for Metropolitan Areas: 1992 — Con.

[Includes only establishments with payroll. For meaning of abbreviations and symbols, see introductory text. For explanation of terms and comparability of 1987 and 1992 censuses, see appendix A. For definitions of CMSA's, MSA's, and PMSA's, see appendix D]

SIC code	Geographic area and kind of business or operation	Establishments (number)	Receipts (\$1,000)	Annual payroll (\$1,000)	First-quarter payroll (\$1,000)	Paid employees for pay period including March 12 (number)
NASHVILLE, TN MSA — Con.						
72	Personal services -----	856	216 651	75 884	17 690	6 290
721	Laundry, cleaning, and garment services -----	273	95 506	33 862	7 708	2 670
7211	Power laundries, family and commercial* -----	16	3 122	986	222	103
7213	Linen supply* -----	4	(D)	(D)	(D)	CC
7215	Coin-operated laundries and drycleaning -----	56	12 228	3 875	863	308
7216	Drycleaning plants, except rug cleaning* -----	105	29 882	11 349	2 579	1 047
7217	Carpet and upholstery cleaning -----	47	9 206	2 658	557	422
7218	Industrial launderers* -----	10	28 658	10 438	2 428	495
7212, 9	Other laundry, cleaning, and garment services* -----	35	(D)	(D)	(D)	CC
7212	Garment pressing, and agents for laundries and drycleaners -----	11	1 738	572	124	58
7219	Laundry and garment services, n.e.c.* -----	24	(D)	(D)	(D)	BB
722	Photographic studios, portrait -----	76	20 464	6 990	1 352	426
723, 4	Beauty and barber shops -----	328	45 135	19 432	4 678	1 639
723	Beauty shops -----	312	41 548	18 062	4 356	1 553
724	Barber shops -----	16	3 587	1 370	322	86
725	Shoe repair shops and shoeshine parlors -----	17	1 271	389	102	35
726	Funeral service and crematories -----	53	31 836	7 289	1 671	398
729	Miscellaneous personal services -----	109	22 439	7 922	2 179	1 122
7291	Tax return preparation services -----	32	5 877	2 244	990	599
7299	Miscellaneous personal services, n.e.c. -----	77	16 562	5 678	1 189	523
73	Business services -----	1 516	1 208 242	465 315	109 479	29 359
731	Advertising -----	109	96 451	36 540	8 151	1 011
7311	Advertising agencies -----	81	58 900	28 329	6 090	714
7312	Outdoor advertising services -----	9	21 215	2 790	688	101
7313	Radio, television, publishers' advertising representatives -----	9	12 533	4 888	1 267	169
7319	Advertising, n.e.c. -----	10	3 803	533	106	27
732	Consumer credit reporting agencies, mercantile reporting agencies, and adjustment and collection agencies -----	57	54 148	21 105	5 030	805
7322	Adjustment and collection services -----	43	42 592	19 396	4 631	707
7323	Credit reporting services -----	14	11 556	1 709	399	98
733	Mailing, reproduction, commercial art and photography, and stenographic services -----	159	71 134	19 533	4 421	896
7331	Direct mail advertising services -----	18	17 199	4 269	930	178
7334	Photocopying and duplicating services -----	29	23 488	5 570	1 220	304
7335, 6	Commercial photography, art, and graphics -----	85	24 860	7 925	1 803	312
7335	Commercial photography -----	18	5 340	1 026	263	47
7336	Commercial art and graphic design -----	67	19 520	6 899	1 540	265
7338	Secretarial and court reporting services -----	27	5 587	1 769	468	102
734	Services to dwellings and other buildings -----	281	100 076	48 737	11 377	4 333
7342	Disinfecting and pest control services -----	55	22 975	9 199	2 050	458
7349	Building cleaning and maintenance services, n.e.c. -----	226	77 101	39 538	9 327	3 875
735	Miscellaneous equipment rental and leasing -----	133	86 131	21 535	4 961	912
7352	Medical equipment rental and leasing -----	17	13 460	3 052	747	132
7353	Heavy construction equipment rental and leasing -----	10	11 373	2 527	662	89
7359	Equipment rental and leasing, n.e.c. -----	106	61 298	15 956	3 552	691
736	Personnel supply services -----	162	192 981	136 089	30 981	12 462
7361	Employment agencies -----	69	37 886	23 856	5 584	1 289
7363	Help supply services -----	93	155 095	112 233	25 397	11 173
7363 pt.	Temporary help supply -----	70	123 097	85 264	19 178	9 039
7363 pt.	Help supply, except temporary -----	23	31 998	26 969	6 219	2 134
737	Computer programming, data processing, and other computer related services -----	207	226 546	78 623	19 714	2 543
7371, 2, 3	Computer programming, prepackaged software, and integrated systems -----	110	111 184	46 528	11 516	1 359
7371	Computer programming services -----	72	66 596	31 308	7 521	882
7372	Prepackaged software -----	19	18 042	7 716	1 822	196
7373	Computer integrated systems -----	19	26 546	7 504	2 173	281
7374, 5, 6	Data processing services -----	40	86 581	24 119	6 113	909
7374, 5	Computer processing, information retrieval -----	38	(D)	(D)	(D)	FF
7376	Computer facilities management services -----	2	(D)	(D)	(D)	BB
7377, 8, 9	Computer rental and leasing, maintenance, and related services, n.e.c. -----	57	28 781	7 976	2 085	275
7377	Computer rental and leasing -----	3	(D)	(D)	(D)	AA
7378	Computer maintenance and repair -----	29	20 211	4 005	1 228	174
7379	Computer related services, n.e.c. -----	25	(D)	(D)	(D)	BB
738	Miscellaneous business services -----	408	380 775	103 153	24 844	6 397
7381, 2	Detective agencies and protective services -----	67	58 032	32 857	8 055	2 881
7381	Detective, guard, and armored car services -----	51	38 466	25 795	6 265	2 578
7382	Security systems services -----	16	19 566	7 062	1 790	303
7383	News syndicates -----	9	(D)	(D)	(D)	CC
7384	Photofinishing laboratories* -----	29	12 845	4 658	894	263
7389	Business services, n.e.c. -----	303	(D)	(D)	(D)	HH
7389 pt.	Sign painting shops -----	8	(D)	(D)	(D)	BB
7389 pt.	Interior designing -----	28	10 193	1 835	351	84
7389 pt.	Telephone answering services -----	10	4 976	1 902	415	121
7389 pt.	Other business services -----	257	283 345	58 361	14 280	2 874

Table 7a. **Summary Statistics for Firms Subject to Federal Income Tax for Metropolitan Areas: 1992—Con.**

[Includes only establishments with payroll. For meaning of abbreviations and symbols, see introductory text. For explanation of terms and comparability of 1987 and 1992 censuses, see appendix A. For definitions of CMSA's, MSA's, and PMSA's, see appendix D]

SIC code	Geographic area and kind of business or operation	Establishments (number)	Receipts (\$1,000)	Annual payroll (\$1,000)	First-quarter payroll (\$1,000)	Paid employees for pay period including March 12 (number)
NASHVILLE, TN MSA—Con.						
75	Automotive repair, services, and parking -----	783	382 925	73 701	17 179	4 540
751	Automotive rental and leasing, without drivers -----	65	177 640	23 387	5 273	1 118
7513	Truck rental and leasing, without drivers -----	37	102 974	11 590	2 593	481
7514, 5	Passenger car rental and leasing -----	27	(D)	(D)	(D)	FF
7514	Passenger car rental -----	22	72 203	11 472	2 590	616
7515	Passenger car leasing -----	5	(D)	(D)	(D)	BB
7519	Utility trailer and recreational vehicle rental -----	1	(D)	(D)	(D)	AA
752	Automobile parking -----	124	31 329	4 123	910	501
753	Automotive repair shops -----	476	142 673	37 591	8 884	2 045
7532	Top, body, and upholstery repair shops and paint shops -----	110	42 960	12 299	2 911	601
7532 pt.	Top and body repair shops -----	96	37 638	10 948	2 598	517
7532 pt.	Paint shops -----	14	5 322	1 351	313	84
7538	General automotive repair shops -----	233	61 519	15 259	3 592	851
7538 pt.	General automotive repair shops, except diesel -----	206	48 596	12 393	2 899	702
7538 pt.	Diesel repair shops -----	27	12 923	2 866	693	149
7533, 4, 6, 7, 9	Other automotive repair shops -----	133	38 194	10 033	2 381	593
7533	Automotive exhaust system repair shops -----	24	5 748	1 363	324	70
7534	Tire retreading and repair shops -----	8	4 035	1 034	238	55
7536	Automotive glass replacement shops -----	18	8 525	2 189	542	142
7537	Automotive transmission repair shops -----	33	6 738	1 836	465	116
7539	Automotive repair shops, n.e.c. -----	50	13 148	3 611	812	210
7539 pt.	Radiator repair -----	12	1 738	330	74	45
7539 pt.	Brake, front end, and wheel alignment -----	23	8 203	2 469	558	120
7539 pt.	Automotive electrical and fuel system services -----	12	2 696	630	141	35
7539 pt.	Other automotive repair shops, n.e.c. -----	3	511	182	39	10
754	Automotive services, except repair -----	118	31 283	8 600	2 112	876
7542	Carwashes -----	51	12 675	4 247	1 034	462
7549	Automotive services, except repair and carwashes -----	67	18 608	4 353	1 078	414
76	Miscellaneous repair services -----	300	139 391	43 272	9 954	1 897
762	Electrical repair shops -----	113	65 210	20 407	4 806	883
7622	Radio and television repair shops -----	38	11 569	3 738	917	191
7623, 9	Other electrical and electronic repair shops -----	75	53 641	16 669	3 889	692
7623	Refrigeration and air-conditioning service and repair shops -----	23	10 968	2 781	661	103
7629	Electrical and electronic repair shops, n.e.c. -----	52	42 673	13 888	3 228	589
763	Watch, clock, and jewelry repair -----	3	(D)	(D)	(D)	AA
764	Reupholstery and furniture repair -----	22	4 179	1 687	381	115
769	Miscellaneous repair and related services -----	162	(D)	(D)	(D)	FF
7692	Welding repair -----	18	3 096	970	218	53
7694	Armature rewinding shops -----	13	11 173	4 263	902	153
7699	Repair shops and related services, n.e.c. -----	131	(D)	(D)	(D)	FF
78, 79, 84	Amusement and recreation services, including motion pictures and museums -----	811	842 945	196 320	31 087	8 808
781, 2	Motion picture production, distribution, and services -----	83	192 539	25 940	5 120	775
783	Motion picture theaters -----	28	(D)	(D)	(D)	EE
7832	Motion picture theaters, except drive-in -----	27	(D)	(D)	(D)	EE
7833	Drive-in motion picture theaters -----	1	(D)	(D)	(D)	AA
784	Video tape rental -----	105	21 334	4 149	1 013	604
792	Theatrical producers (except motion picture), bands, orchestras, and entertainers -----	333	439 261	112 350	14 512	2 415
7922	Theatrical producers (except motion picture) and miscellaneous theatrical services -----	101	71 238	30 572	4 325	596
7929	Bands, orchestras, actors, and other entertainers and entertainment groups -----	232	368 023	81 778	10 187	1 819
793	Bowling centers -----	18	(D)	(D)	(D)	EE
79 ex. 792, 3, 4, 84	Commercial sports and other amusement and recreation services, including museums -----	244	160 179	48 324	9 144	4 306
794	Commercial sports -----	16	8 946	2 335	455	120
7941	Professional sports clubs, managers, promoters -----	4	4 338	1 089	183	60
7948	Racing, including track operation -----	12	4 608	1 246	272	60
79 ex. 792, 3, 4, 84	Other amusement and recreation services, including museums -----	228	151 233	45 989	8 689	4 186
791	Dance studios, schools, and halls -----	25	5 420	1 512	260	108
7991	Physical fitness facilities -----	43	19 019	5 582	1 299	551
7992	Public golf courses -----	6	4 551	1 399	222	87
7993	Coin-operated amusement devices -----	31	9 065	2 284	444	105
7996	Amusement parks -----	2	(D)	(D)	(D)	GG
7997	Membership sports and recreation clubs -----	37	11 641	3 640	918	316
7999, 84	Amusement and recreation services, including museums, n.e.c. -----	84	(D)	(D)	(D)	FF
7999 pt.	Concession operators of amusement devices and rides -----	6	1 076	145	36	29
7999 pt.	Carnivals, circuses, and fairs -----	4	(D)	(D)	(D)	CC
7999 pt., 84	Other recreation and amusements, including museums -----	74	(D)	(D)	(D)	EE

Table 7a. Summary Statistics for Firms Subject to Federal Income Tax for Metropolitan Areas: 1992 — Con.

[Includes only establishments with payroll. For meaning of abbreviations and symbols, see introductory text. For explanation of terms and comparability of 1987 and 1992 censuses, see appendix A. For definitions of CMSA's, MSA's, and PMSA's, see appendix D]

SIC code	Geographic area and kind of business or operation	Establishments (number)	Receipts (\$1,000)	Annual payroll (\$1,000)	First-quarter payroll (\$1,000)	Paid employees for pay period including March 12 (number)
NASHVILLE, TN MSA — Con.						
80	Health services	1 943	1 853 818	776 315	167 786	25 314
801	Offices and clinics of doctors of medicine	913	742 382	370 898	72 801	6 440
8011 pt.	Offices of doctors of medicine	882	671 566	347 397	67 805	5 735
8011 pt.	General medical clinics	31	70 816	23 501	4 996	705
802	Offices and clinics of dentists	443	132 923	41 586	9 405	2 013
803	Offices and clinics of doctors of osteopathy	4	1 266	506	98	11
804	Offices and clinics of other health practitioners	284	84 675	30 824	7 067	1 349
8041	Offices and clinics of chiropractors	104	20 632	4 392	921	250
8042	Offices and clinics of optometrists	75	18 991	4 746	1 126	283
8043	Offices and clinics of podiatrists	21	4 883	876	155	53
8049	Offices and clinics of health practitioners, n.e.c.	84	40 169	20 810	4 865	763
805	Nursing and personal care facilities	51	124 091	55 924	13 510	4 359
8051	Skilled nursing care facilities	29	79 280	35 189	8 291	2 515
8052	Intermediate care facilities	16	36 241	17 739	4 311	1 586
8059	Nursing and personal care facilities, n.e.c.	6	8 570	2 996	908	258
806	Hospitals	13	408 255	133 029	33 396	5 515
8062	General medical and surgical hospitals	6	(D)	(D)	(D)	HH
8063, 9	Specialty hospitals	7	(D)	(D)	(D)	GG
807, 8, 9	Other health services	235	360 226	143 548	31 509	5 627
807	Medical and dental laboratories	91	144 961	54 497	12 150	1 592
8071	Medical laboratories	49	136 889	50 675	11 306	1 419
8072	Dental laboratories	42	8 072	3 822	844	173
808	Home health care services	66	95 447	45 934	10 032	2 423
809	Miscellaneous health and allied services, n.e.c.	78	119 818	43 117	9 327	1 612
8092	Kidney dialysis centers	9	(D)	(D)	(D)	EE
8093	Specialty outpatient facilities, n.e.c.	44	57 007	24 906	5 815	1 011
8099	Health and allied services, n.e.c.	25	(D)	(D)	(D)	CC
81	Legal services	580	299 706	88 143	21 362	2 985
823, 4, 9	Selected educational services	68	29 124	12 981	2 844	689
823	Libraries	—	—	—	—	—
824	Vocational schools	20	17 997	8 562	1 859	329
829	Schools and educational services, n.e.c.	48	11 127	4 419	985	360
83	Social services	309	72 604	29 942	7 023	3 003
835	Child day care services	227	35 924	16 725	3 916	2 102
832, 3, 6, 9	Other social services	82	36 680	13 217	3 107	901
87 ex. 8733	Engineering, accounting, research, management, and related services (except noncommercial research organizations)	1 080	859 254	368 732	80 090	9 346
871	Engineering, architectural, and surveying services	300	318 466	120 222	26 743	3 267
8711	Engineering services	180	(D)	(D)	(D)	GG
8712	Architectural services	86	118 781	30 890	6 366	775
8713	Surveying services	34	(D)	(D)	(D)	CC
872	Accounting, auditing, and bookkeeping services	327	(D)	(D)	(D)	GG
873 ex. 8733	Research, development, and testing services (except noncommercial research organizations)	40	(D)	(D)	(D)	EE
8731	Commercial physical and biological research	9	13 544	4 158	886	98
8732	Commercial economic, sociological, and educational research	17	(D)	(D)	(D)	CC
8734	Testing laboratories	14	(D)	(D)	(D)	CC
874	Management and public relations services	413	376 643	185 020	38 200	3 732
8741	Management services	130	238 261	121 063	27 273	2 098
8742	Management consulting services	171	90 359	43 662	6 770	947
8743	Public relations services	43	20 931	7 821	1 668	225
8744	Facilities support management services	7	12 203	7 292	1 450	296
8748	Business consulting services, n.e.c.	62	14 889	5 182	1 039	166
89	Services, n.e.c.	66	48 477	22 051	4 812	618

Table 7b. Summary Statistics for Firms Exempt From Federal Income Tax for Metropolitan Areas: 1992

[Includes only establishments with payroll. For meaning of abbreviations and symbols, see introductory text. For explanation of terms and comparability of 1987 and 1992 censuses, see appendix A. For definitions of CMSA's, MSA's, and PMSA's, see appendix D]

SIC code	Geographic area and kind of business or operation	Establishments (number)	Revenue (\$1,000)	Annual payroll (\$1,000)	First-quarter payroll (\$1,000)	Paid employees for pay period including March 12 (number)
CHATTANOOGA, TN-GA MSA						
	Total	332	636 658	255 733	59 212	11 746
7032, 704	Camps and membership lodging	3	192	55	8	3
792, 7991 pt., 7997, 7999 pt., 84	Selected amusement, recreation, and related services	24	27 315	7 912	1 806	540
8011 pt.; 8021 pt.; 805, 6, 8, 9	Selected health services	53	501 163	213 262	49 009	8 543
8111 pt.	Legal aid societies and similar legal services	1	(D)	(D)	(D)	AA
823, 4, 9	Selected educational services	9	(D)	(D)	(D)	CC
83	Social services	132	65 026	21 736	5 269	1 791
835	Child day care services	31	5 966	3 218	776	364
832, 3, 6, 9	Other social services	101	59 060	18 518	4 493	1 427
861, 2, 4, 9	Selected membership organizations	107	36 003	8 810	2 150	655
873, 4 ex. 8744	Research, testing, and consulting services, except facilities support management services	3	(D)	(D)	(D)	BB
CLARKSVILLE-HOPKINSVILLE, TN-KY MSA						
	Total	82	195 841	89 074	21 288	4 560
7032, 704	Camps and membership lodging	-	-	-	-	-
792, 7991 pt., 7997, 7999 pt., 84	Selected amusement, recreation, and related services	4	2 470	842	168	65
8011 pt.; 8021 pt.; 805, 6, 8, 9	Selected health services	13	175 736	82 670	19 861	4 002
8111 pt.	Legal aid societies and similar legal services	2	(D)	(D)	(D)	AA
823, 4, 9	Selected educational services	1	(D)	(D)	(D)	AA
83	Social services	29	(D)	(D)	(D)	EE
835	Child day care services	3	(D)	(D)	(D)	BB
832, 3, 6, 9	Other social services	26	8 575	2 942	724	283
861, 2, 4, 9	Selected membership organizations	33	(D)	(D)	(D)	CC
873, 4 ex. 8744	Research, testing, and consulting services, except facilities support management services	-	-	-	-	-
JACKSON, TN MSA						
	Total	81	195 674	81 121	19 320	3 478
7032, 704	Camps and membership lodging	-	-	-	-	-
792, 7991 pt., 7997, 7999 pt., 84	Selected amusement, recreation, and related services	5	(D)	(D)	(D)	BB
8011 pt.; 8021 pt.; 805, 6, 8, 9	Selected health services	8	(D)	(D)	(D)	HH
8111 pt.	Legal aid societies and similar legal services	1	(D)	(D)	(D)	AA
823, 4, 9	Selected educational services	1	(D)	(D)	(D)	AA
83	Social services	39	(D)	(D)	(D)	EE
835	Child day care services	4	(D)	(D)	(D)	BB
832, 3, 6, 9	Other social services	35	(D)	(D)	(D)	EE
861, 2, 4, 9	Selected membership organizations	26	(D)	(D)	(D)	CC
873, 4 ex. 8744	Research, testing, and consulting services, except facilities support management services	1	(D)	(D)	(D)	AA

TN-94 TENNESSEE

SERVICE INDUSTRIES—GEOGRAPHIC AREA SERIES

Table 7b. Summary Statistics for Firms Exempt From Federal Income Tax for Metropolitan Areas: 1992—Con.

[Includes only establishments with payroll. For meaning of abbreviations and symbols, see introductory text. For explanation of terms and comparability of 1987 and 1992 censuses, see appendix A. For definitions of CMSA's, MSA's, and PMSA's, see appendix D]

SIC code	Geographic area and kind of business or operation	Establishments (number)	Revenue (\$1,000)	Annual payroll (\$1,000)	First-quarter payroll (\$1,000)	Paid employees for pay period including March 12 (number)
JOHNSON CITY-KINGSPORT-BRISTOL, TN-VA MSA						
	Total	281	629 210	254 354	60 464	11 635
7032, 704	Camps and membership lodging	1	(D)	(D)	(D)	AA
792, 7991 pt., 7997, 7999 pt., 84	Selected amusement, recreation, and related services	15	(D)	(D)	(D)	CC
8011 pt.; 8021 pt.; 805, 6, 8, 9	Selected health services	33	551 524	226 171	53 558	9 356
8111 pt.	Legal aid societies and similar legal services	2	(D)	(D)	(D)	BB
823, 4, 9	Selected educational services	3	(D)	(D)	(D)	BB
83	Social services	106	31 267	12 195	3 121	1 144
835	Child day care services	19	3 200	1 959	475	260
832, 3, 6, 9	Other social services	87	28 067	10 236	2 646	884
861, 2, 4, 9	Selected membership organizations	117	21 377	6 797	1 674	693
873, 4 ex. 8744	Research, testing, and consulting services, except facilities support management services	4	(D)	(D)	(D)	CC
KNOXVILLE, TN MSA						
	Total	488	1 229 330	455 795	105 426	20 904
7032, 704	Camps and membership lodging	12	(D)	(D)	(D)	AA
792, 7991 pt., 7997, 7999 pt., 84	Selected amusement, recreation, and related services	41	(D)	(D)	(D)	FF
8011 pt.; 8021 pt.; 805, 6, 8, 9	Selected health services	45	1 034 906	392 366	90 168	16 844
8011 pt., 8021 pt., 805	Clinics of doctors of medicine and dentists	2	(D)	(D)	(D)	BB
	Nursing and personal care facilities	9	(D)	(D)	(D)	GG
806	Hospitals	12	954 879	355 620	81 778	14 578
8062	General medical and surgical hospitals	9	(D)	(D)	(D)	JJ
8063, 9	Specialty hospitals	3	(D)	(D)	(D)	GG
808, 9	Other health services	22	42 451	17 514	3 879	723
8111 pt.	Legal aid societies and similar legal services	1	(D)	(D)	(D)	AA
823, 4, 9	Selected educational services	16	(D)	(D)	(D)	CC
83	Social services	186	56 166	18 728	4 571	1 615
835	Child day care services	19	2 562	1 421	342	174
832, 3, 6, 9	Other social services	167	53 604	17 307	4 229	1 441
832	Individual and family social services	59	14 644	6 039	1 472	516
833	Job training and vocational rehabilitation services	10	3 990	1 576	427	220
836	Residential care	50	14 691	5 935	1 375	494
839	Social services, n.e.c.	48	20 279	3 757	955	211
861, 2, 4, 9	Selected membership organizations	168	45 359	14 112	3 398	1 149
861	Business associations	24	6 423	2 382	580	121
864	Civic, social, and fraternal associations	108	27 941	8 418	2 106	822
862, 9	Other membership organizations	36	10 995	3 312	712	206
873, 4 ex. 8744	Research, testing, and consulting services, except facilities support management services	19	(D)	(D)	(D)	FF
873	Research, development, and testing services	10	(D)	(D)	(D)	EE
874 ex. 8744	Management and public relations services, except facilities support management services	9	(D)	(D)	(D)	CC

SERVICE INDUSTRIES—GEOGRAPHIC AREA SERIES

TENNESSEE TN-95

Table 7b. Summary Statistics for Firms Exempt From Federal Income Tax for Metropolitan Areas: 1992—Con.

[Includes only establishments with payroll. For meaning of abbreviations and symbols, see introductory text. For explanation of terms and comparability of 1987 and 1992 censuses, see appendix A. For definitions of CMSA's, MSA's, and PMSA's, see appendix D]

SIC code	Geographic area and kind of business or operation	Establishments (number)	Revenue (\$1,000)	Annual payroll (\$1,000)	First-quarter payroll (\$1,000)	Paid employees for pay period including March 12 (number)
MEMPHIS, TN-AR-MS MSA						
	Total	579	2 106 568	825 839	201 192	36 539
7032, 704	Camps and membership lodging	2	(D)	(D)	(D)	AA
792, 7991 pt., 7997, 7999 pt., 84	Selected amusement, recreation, and related services	41	65 190	20 212	4 752	1 452
8011 pt.; 8021 pt.; 805, 6, 8, 9	Selected health services	75	1 683 342	724 042	177 144	29 240
8011 pt., 8021 pt., 805	Clinics of doctors of medicine and dentists	8	8 984	3 901	977	164
	Nursing and personal care facilities	11	31 017	12 866	3 114	1 062
806	Hospitals	18	1 552 320	662 839	162 014	25 973
8062	General medical and surgical hospitals	15	(D)	(D)	(D)	JJ
8063, 9	Specialty hospitals	3	(D)	(D)	(D)	HH
808, 9	Other health services	38	91 021	44 436	11 039	2 041
8111 pt.	Legal aid societies and similar legal services	2	(D)	(D)	(D)	BB
823, 4, 9	Selected educational services	17	1 658	694	168	74
83	Social services	229	260 710	50 182	12 018	3 877
835	Child day care services	44	9 915	5 592	1 387	602
832, 3, 6, 9	Other social services	185	250 795	44 590	10 631	3 275
832	Individual and family social services	71	38 047	16 508	4 020	1 570
833	Job training and vocational rehabilitation services	15	10 967	4 477	990	301
836	Residential care	45	28 295	9 831	2 332	672
839	Social services, n.e.c.	54	173 486	13 774	3 289	732
861, 2, 4, 9	Selected membership organizations	198	81 969	24 795	5 882	1 704
861	Business associations	47	28 093	8 661	2 129	299
864	Civic, social, and fraternal associations	108	35 117	11 323	2 787	1 146
862, 9	Other membership organizations	43	18 759	4 811	966	259
873, 4 ex. 8744	Research, testing, and consulting services, except facilities support management services	15	11 046	4 499	870	127
873	Research, development, and testing services	12	(D)	(D)	(D)	BB
874 ex. 8744	Management and public relations services, except facilities support management services	3	(D)	(D)	(D)	BB
NASHVILLE, TN MSA						
	Total	854	1 996 792	844 868	199 949	35 566
7032, 704	Camps and membership lodging	8	(D)	(D)	(D)	BB
792, 7991 pt., 7997, 7999 pt., 84	Selected amusement, recreation, and related services	51	69 715	25 229	5 629	1 483
8011 pt.; 8021 pt.; 805, 6, 8, 9	Selected health services	65	1 521 818	661 102	155 419	24 927
8011 pt., 8021 pt., 805	Clinics of doctors of medicine and dentists	3	(D)	(D)	(D)	BB
	Nursing and personal care facilities	10	(D)	(D)	(D)	GG
806	Hospitals	19	1 428 334	620 547	145 779	22 238
8062	General medical and surgical hospitals	17	(D)	(D)	(D)	JJ
8063, 9	Specialty hospitals	2	(D)	(D)	(D)	GG
808, 9	Other health services	33	49 732	21 165	5 051	1 089
8111 pt.	Legal aid societies and similar legal services	5	(D)	(D)	(D)	BB
823, 4, 9	Selected educational services	32	5 748	2 328	565	133
83	Social services	306	185 895	70 256	17 106	5 357
835	Child day care services	57	11 733	6 988	1 685	757
832, 3, 6, 9	Other social services	249	174 162	63 268	15 421	4 600
832	Individual and family social services	115	44 099	21 052	4 940	1 296
833	Job training and vocational rehabilitation services	16	13 333	7 438	1 755	899
836	Residential care	39	40 562	15 452	3 832	1 160
839	Social services, n.e.c.	79	76 168	19 326	4 894	1 245
861, 2, 4, 9	Selected membership organizations	372	205 219	82 800	20 455	3 547
861	Business associations	90	96 179	49 359	12 347	1 411
864	Civic, social, and fraternal associations	181	56 255	16 743	4 015	1 418
862, 9	Other membership organizations	101	52 785	16 698	4 093	718
873, 4 ex. 8744	Research, testing, and consulting services, except facilities support management services	15	5 397	1 915	464	54
873	Research, development, and testing services	10	(D)	(D)	(D)	BB
874 ex. 8744	Management and public relations services, except facilities support management services	5	(D)	(D)	(D)	AA

Table 8a. Summary Statistics for Firms Subject to Federal Income Tax for the Area Outside Metropolitan Areas: 1992

[Includes only establishments with payroll. For meaning of abbreviations and symbols, see introductory text. For explanation of terms and comparability of 1987 and 1992 censuses, see appendix A. For definitions of CMSA's, MSA's, and PMSA's, see appendix D]

SIC code	Kind of business or operation	Establishments (number)	Receipts (\$1,000)	Annual payroll (\$1,000)	First-quarter payroll (\$1,000)	Paid employees for pay period including March 12 (number)
	Total	7 009	3 151 730	1 193 074	269 834	69 812
70 ex. 704	Hotels, rooming houses, camps, and other lodging places (except membership lodging)	284	(D)	(D)	(D)	HH
7011	Hotels and motels	236	86 514	20 697	4 452	2 478
7011 pt.	Hotels	64	28 529	6 839	1 545	830
7011 pt.	Hotels, 25 guestrooms or more	49	27 408	6 590	1 515	800
7011 pt.	Hotels, less than 25 guestrooms	15	1 121	249	30	30
7011 pt.	Motels, motor hotels, and tourist courts	172	57 985	13 858	2 907	1 648
7011 pt.	Motels, tourist courts	165	53 697	12 653	2 701	1 539
7011 pt.	Motor hotels	7	4 288	1 205	206	109
702, 3	Other lodging places	48	(D)	(D)	(D)	CC
702	Rooming and boarding houses	14	(D)	(D)	(D)	BB
703	Camps and recreational vehicle parks	34	(D)	(D)	(D)	CC
72	Personal services	870	194 874	61 930	14 836	5 092
721	Laundry, cleaning, and garment services	236	78 614	29 786	6 944	2 318
7211	Power laundries, family and commercial*	16	38 424	17 073	3 965	1 020
7213	Linen supply*	3	(D)	(D)	(D)	CC
7215	Coin-operated laundries and drycleaning	74	5 390	1 273	284	152
7216	Drycleaning plants, except rug cleaning*	94	(D)	(D)	(D)	FF
7217	Carpet and upholstery cleaning	17	(D)	(D)	(D)	BB
7218	Industrial laundriers*	5	(D)	(D)	(D)	BB
7212, 9	Other laundry, cleaning, and garment services*	27	4 747	1 330	327	238
7212	Garment pressing, and agents for laundries and drycleaners	9	587	190	35	21
7219	Laundry and garment services, n.e.c.*	18	4 160	1 140	292	217
722	Photographic studios, portrait	65	(D)	(D)	(D)	EE
723, 4	Beauty and barber shops	276	18 977	6 908	1 641	765
723	Beauty shops	268	18 669	6 769	1 605	751
724	Barber shops	8	308	139	36	14
725	Shoe repair shops and shoeshine parlors	6	(D)	(D)	(D)	AA
726	Funeral service and crematories	167	66 516	16 960	3 755	914
729	Miscellaneous personal services	120	13 260	4 204	1 635	780
7291	Tax return preparation services	64	8 191	3 112	1 408	626
7299	Miscellaneous personal services, n.e.c.	56	5 069	1 092	227	154
73	Business services	768	486 783	213 717	47 894	18 087
731	Advertising	34	(D)	(D)	(D)	CC
7311	Advertising agencies	18	4 866	1 125	252	64
7312	Outdoor advertising services	5	(D)	(D)	(D)	AA
7313	Radio, television, publishers' advertising representatives	5	(D)	(D)	(D)	BB
7319	Advertising, n.e.c.	6	(D)	(D)	(D)	BB
732	Consumer credit reporting agencies, mercantile reporting agencies, and adjustment and collection agencies	31	8 993	3 842	913	256
7322	Adjustment and collection services	23	7 941	3 623	860	228
7323	Credit reporting services	8	1 052	219	53	28
733	Mailing, reproduction, commercial art and photography, and stenographic services	29	15 204	4 675	817	221
7331	Direct mail advertising services	2	(D)	(D)	(D)	AA
7334	Photocopying and duplicating services	4	(D)	(D)	(D)	CC
7335, 6	Commercial photography, art, and graphics	15	7 334	1 623	334	91
7335	Commercial photography	7	(D)	(D)	(D)	BB
7336	Commercial art and graphic design	7	(D)	(D)	(D)	BB
7338	Secretarial and court reporting services	8	(D)	(D)	(D)	AA
734	Services to dwellings and other buildings	224	47 028	18 962	4 015	1 670
7342	Disinfecting and pest control services	66	14 578	5 672	1 144	355
7349	Building cleaning and maintenance services, n.e.c.	158	32 450	13 290	2 871	1 315
735	Miscellaneous equipment rental and leasing	147	(D)	(D)	(D)	GG
7352	Medical equipment rental and leasing	35	14 684	4 780	992	227
7353	Heavy construction equipment rental and leasing	12	(D)	(D)	(D)	BB
7359	Equipment rental and leasing, n.e.c.	100	48 489	11 568	2 783	831
736	Personnel supply services	94	141 260	105 022	23 793	11 466
7361	Employment agencies	20	11 422	8 300	1 208	313
7363	Help supply services	74	129 838	96 722	22 585	11 153
7363 pt.	Temporary help supply	55	83 552	62 198	14 290	9 530
7363 pt.	Help supply, except temporary	19	46 286	34 524	8 295	1 623
737	Computer programming, data processing, and other computer related services	62	(D)	(D)	(D)	FF
7371, 2, 3	Computer programming, prepackaged software, and integrated systems	36	30 702	14 446	3 321	409
7371	Computer programming services	27	27 692	13 531	3 096	374
7372	Prepackaged software	6	(D)	(D)	(D)	BB
7373	Computer integrated systems	3	(D)	(D)	(D)	AA
7374, 5, 6	Data processing services	13	(D)	(D)	(D)	EE
7374, 5	Computer processing, information retrieval	11	(D)	(D)	(D)	EE
7376	Computer facilities management services	2	(D)	(D)	(D)	AA
7377, 8, 9	Computer rental and leasing, maintenance, and related services, n.e.c.	13	(D)	(D)	(D)	BB
7377	Computer rental and leasing	1	(D)	(D)	(D)	AA
7378	Computer maintenance and repair	5	(D)	(D)	(D)	BB
7379	Computer related services, n.e.c.	7	(D)	(D)	(D)	BB

Table 8a. Summary Statistics for Firms Subject to Federal Income Tax for the Area Outside Metropolitan Areas: 1992 — Con.

[Includes only establishments with payroll. For meaning of abbreviations and symbols, see introductory text. For explanation of terms and comparability of 1987 and 1992 censuses, see appendix A. For definitions of CMSA's, MSA's, and PMSA's, see appendix D]

SIC code	Kind of business or operation	Establishments (number)	Receipts (\$1,000)	Annual payroll (\$1,000)	First-quarter payroll (\$1,000)	Paid employees for pay period including March 12 (number)
73	Business services—Con.					
738	Miscellaneous business services -----	147	102 752	32 966	7 019	2 379
7381, 2	Detective agencies and protective services -----	36	(D)	(D)	(D)	FF
7381	Detective, guard, and armored car services -----	28	(D)	(D)	(D)	FF
7382	Security systems services -----	8	1 780	645	126	45
7383	News syndicates -----	—	—	—	—	—
7384	Photofinishing laboratories* -----	21	(D)	(D)	(D)	FF
7389	Business services, n.e.c. -----	90	27 866	8 791	1 754	762
7389 pt.	Sign painting shops -----	7	(D)	(D)	(D)	AA
7389 pt.	Interior designing -----	13	(D)	(D)	(D)	BB
7389 pt.	Telephone answering services -----	5	(D)	(D)	(D)	BB
7389 pt.	Other business services -----	65	25 019	8 095	1 606	687
75	Automotive repair, services, and parking -----	788	159 126	30 338	7 126	2 178
751	Automotive rental and leasing, without drivers -----	43	24 260	3 034	799	176
7513	Truck rental and leasing, without drivers -----	29	22 329	2 701	738	146
7514, 5	Passenger car rental and leasing -----	12	(D)	(D)	(D)	BB
7514	Passenger car rental -----	9	(D)	(D)	(D)	BB
7515	Passenger car leasing -----	3	(D)	(D)	(D)	AA
7519	Utility trailer and recreational vehicle rental -----	2	(D)	(D)	(D)	AA
752	Automobile parking -----	—	—	—	—	—
753	Automotive repair shops -----	661	124 396	25 428	5 934	1 769
7532	Top, body, and upholstery repair shops and paint shops -----	218	45 322	10 011	2 375	652
7532 pt.	Top and body repair shops -----	200	43 577	9 681	2 329	632
7532 pt.	Paint shops -----	18	1 745	330	46	20
7538	General automotive repair shops -----	321	55 947	10 137	2 344	772
7538 pt.	General automotive repair shops, except diesel -----	282	44 746	7 753	1 857	646
7538 pt.	Diesel repair shops -----	39	11 201	2 384	487	126
7533, 4, 6, 7, 9	Other automotive repair shops -----	122	23 127	5 280	1 215	345
7533	Automotive exhaust system repair shops -----	39	5 574	1 210	279	83
7534	Tire retreading and repair shops -----	11	5 500	1 349	305	73
7536	Automotive glass replacement shops -----	13	2 175	447	102	30
7537	Automotive transmission repair shops -----	19	3 130	1 016	235	72
7539	Automotive repair shops, n.e.c. -----	40	6 748	1 258	294	87
7539 pt.	Radiator repair -----	9	(D)	(D)	(D)	BB
7539 pt.	Brake, front end, and wheel alignment -----	19	4 089	689	154	40
7539 pt.	Automotive electrical and fuel system services -----	11	1 439	233	56	20
7539 pt.	Other automotive repair shops, n.e.c. -----	1	(D)	(D)	(D)	AA
754	Automotive services, except repair -----	84	10 470	1 876	393	233
7542	Carwashes -----	61	7 510	1 293	264	180
7549	Automotive services, except repair and carwashes -----	23	2 960	583	129	53
76	Miscellaneous repair services -----	311	(D)	(D)	(D)	GG
762	Electrical repair shops -----	91	(D)	(D)	(D)	EE
7622	Radio and television repair shops -----	38	(D)	(D)	(D)	CC
7623, 9	Other electrical and electronic repair shops -----	53	11 004	2 845	709	185
7623	Refrigeration and air-conditioning service and repair shops -----	19	4 467	717	159	56
7629	Electrical and electronic repair shops, n.e.c. -----	34	6 537	2 128	550	129
763	Watch, clock, and jewelry repair -----	2	(D)	(D)	(D)	AA
764	Reupholstery and furniture repair -----	21	(D)	(D)	(D)	BB
769	Miscellaneous repair and related services -----	197	48 017	13 459	2 936	813
7692	Welding repair -----	33	5 479	1 478	321	107
7694	Armature rewinding shops -----	14	4 567	1 192	264	65
7699	Repair shops and related services, n.e.c. -----	150	37 971	10 789	2 351	641
78, 79, 84	Amusement and recreation services, including motion pictures and museums -----	546	118 855	29 075	5 579	2 662
781, 2	Motion picture production, distribution, and services -----	3	812	131	29	19
783	Motion picture theaters -----	41	10 768	1 701	393	301
7832	Motion picture theaters, except drive-in -----	34	(D)	(D)	(D)	EE
7833	Drive-in motion picture theaters -----	7	(D)	(D)	(D)	BB
784	Video tape rental -----	193	23 330	4 595	1 091	743
792	Theatrical producers (except motion picture), bands, orchestras, and entertainers -----	15	13 424	2 722	570	114
7922	Theatrical producers (except motion picture) and miscellaneous theatrical services -----	5	(D)	(D)	(D)	BB
7929	Bands, orchestras, actors, and other entertainers and entertainment groups -----	10	(D)	(D)	(D)	BB
793	Bowling centers -----	24	5 172	1 348	389	189
79 ex. 792, 3, 84	Commercial sports and other amusement and recreation services, including museums -----	270	65 349	18 578	3 107	1 296
794	Commercial sports -----	11	2 965	973	137	59
7941	Professional sports clubs, managers, promoters -----	—	—	—	—	—
7948	Racing, including track operation -----	11	2 965	973	137	59
79 ex. 792, 3, 4, 84	Other amusement and recreation services, including museums -----	259	62 384	17 605	2 970	1 237
791	Dance studios, schools, and halls -----	10	399	60	14	23
7991	Physical fitness facilities -----	39	3 387	970	230	163
7992	Public golf courses -----	21	8 368	2 577	248	92
7993	Coin-operated amusement devices -----	48	13 232	3 871	824	181
7996	Amusement parks -----	5	1 237	336	41	18
7997	Membership sports and recreation clubs -----	40	16 071	5 256	1 009	440
7999, 84	Amusement and recreation services, including museums, n.e.c. -----	96	19 690	4 535	604	320
7999 pt.	Concession operators of amusement devices and rides -----	4	879	160	20	14
7999 pt.	Carnivals, circuses, and fairs -----	1	(D)	(D)	(D)	AA
7999 pt., 84	Other recreation and amusements, including museums -----	91	(D)	(D)	(D)	EE

Table 8a. Summary Statistics for Firms Subject to Federal Income Tax for the Area Outside Metropolitan Areas: 1992 – Con.

[Includes only establishments with payroll. For meaning of abbreviations and symbols, see introductory text. For explanation of terms and comparability of 1987 and 1992 censuses, see appendix A. For definitions of CMSA's, MSA's, and PMSA's, see appendix D]

SIC code	Kind of business or operation	Establishments (number)	Receipts (\$1,000)	Annual payroll (\$1,000)	First-quarter payroll (\$1,000)	Paid employees for pay period including March 12 (number)
80	Health services -----	2 016	1 416 535	533 666	118 487	27 491
801	Offices and clinics of doctors of medicine -----	836	397 970	170 261	33 917	5 047
8011 pt.	Offices of doctors of medicine -----	825	394 417	168 525	33 678	4 998
8011 pt.	General medical clinics -----	11	3 553	1 736	239	49
802	Offices and clinics of dentists -----	459	114 607	35 887	7 770	1 962
803	Offices and clinics of doctors of osteopathy -----	35	(D)	(D)	(D)	CC
804	Offices and clinics of other health practitioners -----	292	65 473	16 820	3 418	955
8041	Offices and clinics of chiropractors -----	90	16 500	4 141	792	242
8042	Offices and clinics of optometrists -----	128	34 867	7 200	1 528	474
8043	Offices and clinics of podiatrists -----	16	2 646	620	137	39
8049	Offices and clinics of health practitioners, n.e.c. -----	58	11 460	4 859	961	200
805	Nursing and personal care facilities -----	127	(D)	(D)	(D)	II
8051	Skilled nursing care facilities -----	76	185 538	74 047	17 400	6 473
8052	Intermediate care facilities -----	45	84 824	35 629	8 150	3 249
8059	Nursing and personal care facilities, n.e.c. -----	6	(D)	(D)	(D)	CC
806	Hospitals -----	29	307 728	99 527	25 819	4 975
8062	General medical and surgical hospitals -----	29	307 728	99 527	25 819	4 975
8063, 9	Specialty hospitals -----	-	-	-	-	-
807, 8, 9	Other health services -----	238	243 775	94 260	20 489	4 511
807	Medical and dental laboratories -----	47	12 969	4 440	869	204
8071	Medical laboratories -----	17	7 510	2 437	447	98
8072	Dental laboratories -----	30	5 459	2 003	422	106
808	Home health care services -----	132	162 829	68 869	15 151	3 366
809	Miscellaneous health and allied services, n.e.c. -----	59	67 977	20 951	4 469	941
8092	Kidney dialysis centers -----	8	(D)	(D)	(D)	EE
8093	Specialty outpatient facilities, n.e.c. -----	38	25 473	8 804	2 089	473
8099	Health and allied services, n.e.c. -----	13	(D)	(D)	(D)	BB
81	Legal services -----	572	117 952	28 373	5 818	1 437
823, 4, 9	Selected educational services -----	24	6 547	2 082	520	186
823	Libraries -----	-	-	-	-	-
824	Vocational schools -----	9	1 147	362	58	38
829	Schools and educational services, n.e.c. -----	15	5 400	1 720	462	148
83	Social services -----	308	38 476	15 166	3 403	1 603
835	Child day care services -----	211	14 573	6 214	1 391	919
832, 3, 6, 9	Other social services -----	97	23 903	8 952	2 012	684
87 ex. 8733	Engineering, accounting, research, management, and related services (except noncommercial research organizations) -----	508	444 792	237 110	57 113	7 244
871	Engineering, architectural, and surveying services -----	148	278 462	145 053	35 972	3 792
8711	Engineering services -----	65	(D)	(D)	(D)	HH
8712	Architectural services -----	11	2 155	839	165	39
8713	Surveying services -----	72	(D)	(D)	(D)	CC
872	Accounting, auditing, and bookkeeping services -----	245	(D)	(D)	(D)	FF
873 ex. 8733	Research, development, and testing services (except noncommercial research organizations) -----	19	(D)	(D)	(D)	GG
8731	Commercial physical and biological research -----	12	(D)	(D)	(D)	GG
8732	Commercial economic, sociological, and educational research -----	1	(D)	(D)	(D)	AA
8734	Testing laboratories -----	6	(D)	(D)	(D)	BB
874	Management and public relations services -----	96	(D)	(D)	(D)	GG
8741	Management services -----	40	49 764	24 623	4 873	997
8742	Management consulting services -----	35	(D)	(D)	(D)	CC
8743	Public relations services -----	1	(D)	(D)	(D)	AA
8744	Facilities support management services -----	5	(D)	(D)	(D)	EE
8748	Business consulting services, n.e.c. -----	15	(D)	(D)	(D)	BB
89	Services, n.e.c. -----	14	(D)	(D)	(D)	BB

Table 8b. Summary Statistics for Firms Exempt From Federal Income Tax for the Area Outside Metropolitan Areas: 1992

[Includes only establishments with payroll. For meaning of abbreviations and symbols, see introductory text. For explanation of terms and comparability of 1987 and 1992 censuses, see appendix A. For definitions of CMSA's, MSA's, and PMSA's, see appendix D]

SIC code	Kind of business or operation	Establishments (number)	Revenue (\$1,000)	Annual payroll (\$1,000)	First-quarter payroll (\$1,000)	Paid employees for pay period including March 12 (number)
	Total	1 031	869 304	357 282	88 456	21 484
7032, 704	Camps and membership lodging	6	(D)	(D)	(D)	BB
7032	Sporting and recreational camps	6	(D)	(D)	(D)	BB
704	Organization hotels and lodging houses, on membership basis	-	-	-	-	-
792, 7991 pt., 7997, 7999 pt., 84	Selected amusement, recreation, and related services	45	17 105	5 796	1 206	472
792	Theatrical producers (except motion picture), bands, orchestras, and entertainers	5	(D)	(D)	(D)	BB
7922	Theatrical producers (except motion picture) and miscellaneous theatrical services	2	(D)	(D)	(D)	BB
7922 pt.	Producers of live theatrical productions	2	(D)	(D)	(D)	BB
7922 pt.	Producers of radio and television shows, except tape	-	-	-	-	-
7922 pt.	Artists' and entertainers' managers or agents, concert bureaus, booking agents	-	-	-	-	-
7922 pt.	Other theatrical services	-	-	-	-	-
7929	Bands, orchestras, actors, and other entertainers and entertainment groups	3	(D)	(D)	(D)	AA
7929 pt.	Dance groups and artists	-	-	-	-	-
7929 pt.	Symphony orchestras, opera companies, and chamber music organizations	-	-	-	-	-
7929 pt.	Other music groups and artists	2	(D)	(D)	(D)	AA
7929 pt.	Other entertainers and entertainment groups	1	(D)	(D)	(D)	AA
7991 pt., 7997	Gymnasiums, athletic clubs, and membership sports and recreation clubs	30	14 955	5 231	1 072	402
7991 pt.	Gymnasiums and athletic clubs	-	-	-	-	-
7997	Membership sports and recreation clubs	30	14 955	5 231	1 072	402
7999 pt.	Fairs	1	(D)	(D)	(D)	AA
84	Museums, art galleries, and botanical and zoological gardens	9	752	212	50	24
841	Museums and art galleries	9	752	212	50	24
842	Arboreta and botanical or zoological gardens	-	-	-	-	-
8011 pt.; 8021 pt.; 805, 6, 8, 9	Selected health services	170	682 974	292 738	72 603	15 370
8011 pt., 8021 pt.	Clinics of doctors of medicine and dentists	17	(D)	(D)	(D)	CC
8011 pt.	General medical clinics	17	(D)	(D)	(D)	CC
8021 pt.	Dental clinics	-	-	-	-	-
805	Nursing and personal care facilities	27	(D)	(D)	(D)	FF
8051	Skilled nursing care facilities	9	18 869	9 054	2 268	743
8052	Intermediate care facilities	16	(D)	(D)	(D)	CC
8059	Nursing and personal care facilities, n.e.c.	2	(D)	(D)	(D)	AA
806	Hospitals	44	(D)	(D)	(D)	JJ
8062	General medical and surgical hospitals	43	578 633	233 815	58 867	12 225
8062 pt.	General medical and surgical hospitals, nongovernment	22	268 156	103 221	26 563	5 787
8062 pt.	General medical and surgical hospitals, government	21	310 477	130 594	32 304	6 438
8063, 9	Specialty hospitals	1	(D)	(D)	(D)	FF
8063	Psychiatric hospitals	1	(D)	(D)	(D)	FF
8063 pt.	Psychiatric hospitals, nongovernment	-	-	-	-	-
8063 pt.	Psychiatric hospitals, government	1	(D)	(D)	(D)	FF
8069	Specialty hospitals, except psychiatric	-	-	-	-	-
8069 pt.	Specialty hospitals, except psychiatric; nongovernment	-	-	-	-	-
8069 pt.	Specialty hospitals, except psychiatric; government	-	-	-	-	-
808, 9	Other health services	82	55 622	29 078	6 380	1 454
808	Home health care services	17	23 850	11 953	2 193	469
809	Miscellaneous health and allied services, n.e.c.	65	31 772	17 125	4 187	985
8092	Kidney dialysis centers	5	(D)	(D)	(D)	BB
8093	Specialty outpatient facilities, n.e.c.	58	(D)	(D)	(D)	FF
8099	Health and allied services, n.e.c.	2	(D)	(D)	(D)	AA
8111 pt.	Legal aid societies and similar legal services	7	(D)	(D)	(D)	BB
823, 4, 9	Selected educational services	17	(D)	(D)	(D)	CC
823	Libraries	11	(D)	(D)	(D)	BB
824	Vocational schools	-	-	-	-	-
8243	Data processing schools	-	-	-	-	-
8244	Business and secretarial schools	-	-	-	-	-
8249	Vocational schools, n.e.c.	-	-	-	-	-
829	Schools and educational services, n.e.c.	6	(D)	(D)	(D)	CC
83	Social services	467	(D)	(D)	(D)	HH
835	Child day care services	115	13 130	7 052	1 920	937
832, 3, 6, 9	Other social services	352	(D)	(D)	(D)	HH
832	Individual and family social services	189	54 618	17 798	4 357	1 526
833	Job training and vocational rehabilitation services	23	(D)	(D)	(D)	EE
836	Residential care	84	23 228	10 560	2 508	906
839	Social services, n.e.c.	56	(D)	(D)	(D)	EE
861, 2, 4, 9	Selected membership organizations	308	47 520	13 159	3 270	1 221
861	Business associations	60	(D)	(D)	(D)	CC
864	Civic, social, and fraternal associations	148	(D)	(D)	(D)	FF
862, 9	Other membership organizations	100	17 398	4 828	1 179	326
862	Professional membership organizations	8	906	195	49	19
869	Membership organizations, n.e.c.	92	16 492	4 633	1 130	307

Table 9. Places With 2,500 Inhabitants or More Ranked by Volume of Receipts of Firms Subject to Federal Income Tax: 1992 —Con.

[Includes only establishments with payroll. For meaning of abbreviations and symbols, see introductory text. For explanation of terms and comparability of 1987 and 1992 censuses, see appendix A. For information on geographic areas followed by ▲, see appendix F]

Geographic area	Receipts		Cumulative receipts		Geographic area	Receipts		Cumulative receipts	
	Rank ¹	Amount (\$1,000)	Amount (\$1,000)	Percent of State total		Rank ¹	Amount (\$1,000)	Amount (\$1,000)	Percent of State total
Tennessee —Con.					Tennessee —Con.				
Soddy-Daisy	101	4 941	18 365 231	90.0	Newbern	110	2 212	18 397 444	90.1
Greenbrier	102	4 642	18 369 873	90.0	White House ▲	111	1 016	18 398 460	90.1
Ashland City	103	4 223	18 374 096	90.0	Mount Carmel	112	367	18 398 827	90.1
Oliver Springs ▲	104	4 126	18 378 222	90.0	Millersville ▲	(X)	—	18 398 827	90.1
Mount Pleasant	105	4 029	18 382 251	90.1	Brownsville	(X)	(D)	(X)	(X)
Forest Hills ▲	106	3 710	18 385 961	90.1	Lynchburg, Moore County ▲	(X)	(D)	(X)	(X)
Fairview	107	3 483	18 389 444	90.1	Monterey	(X)	(D)	(X)	(X)
Oak Hill ▲	108	3 415	18 392 859	90.1					
South Fulton	109	2 373	18 395 232	90.1					

¹Places with suppressed receipts (if applicable) are listed at end of table rather than by rank to avoid disclosing data for individual companies.

Table 10. Counties Ranked by Volume of Receipts of Firms Subject to Federal Income Tax: 1992

[Includes only establishments with payroll. For meaning of abbreviations and symbols, see introductory text. For explanation of terms and comparability of 1987 and 1992 censuses, see appendix A. For information on geographic areas followed by ▲, see appendix F]

Geographic area	Receipts		Cumulative receipts		Geographic area	Receipts		Cumulative receipts	
	Rank ¹	Amount (\$1,000)	Amount (\$1,000)	Percent of State total		Rank ¹	Amount (\$1,000)	Amount (\$1,000)	Percent of State total
Tennessee					Tennessee —Con.				
Davidson	(X)	20 409 744	20 409 744	100.0	Jefferson	51	31 320	19 773 771	96.9
Shelby	1	4 828 547	4 828 547	23.7	Hawkins	52	30 776	19 804 547	97.0
Knox	2	4 235 851	9 064 398	44.4	Monroe	53	30 407	19 834 954	97.2
Hamilton	3	1 785 266	10 849 664	53.2	Lincoln	54	28 470	19 863 424	97.3
Anderson	4	1 461 132	12 310 796	60.3	Smith	55	28 173	19 891 597	97.5
Williamson	5	1 229 472	13 540 268	66.3	Haywood	56	26 912	19 918 509	97.6
Sullivan	6	608 457	14 148 725	69.3	Claiborne	57	26 380	19 944 889	97.7
Coffee	7	547 938	14 696 663	72.0	Decatur	58	26 222	19 971 111	97.9
Madison	8	448 482	15 145 145	74.2	Hardeman	59	26 022	19 997 133	98.0
Rutherford	9	385 847	15 530 992	76.1	Humphreys	60	24 696	20 021 829	98.1
Washington	10	357 282	15 888 274	77.8	White	61	24 546	20 046 375	98.2
Bradley	11	340 286	16 228 560	79.5	Wayne	62	23 438	20 069 813	98.3
Sevier	12	279 981	16 508 541	80.9	Henderson	63	21 004	20 090 817	98.4
Sumner	13	270 201	16 778 742	82.2	Lauderdale	64	19 508	20 110 325	98.5
Sunmer	14	263 991	17 042 733	83.5	Unicoi	65	18 333	20 128 658	98.6
Mauzy	15	227 960	17 270 693	84.6	Benton	66	18 230	20 146 888	98.7
Blount	16	203 338	17 474 031	85.6	Hardin	67	18 169	20 165 057	98.8
Wilson	17	194 783	17 668 814	86.6	Cannon	68	15 590	20 180 647	98.9
Montgomery	18	174 431	17 843 245	87.4	Clay	69	14 299	20 194 946	98.9
Putnam	19	154 128	17 997 373	88.2	Hickman	70	13 873	20 208 819	99.0
Hamblen	20	144 390	18 141 763	88.9	Fayette	71	13 475	20 222 294	99.1
Greene	21	106 781	18 248 544	89.4	Lewis	72	13 362	20 235 656	99.1
Warren	22	88 326	18 336 870	89.8	Macon	73	12 819	20 248 475	99.2
McMinn	23	82 751	18 419 621	90.2	Johnson	74	12 675	20 261 150	99.3
Gibson	24	73 112	18 492 733	90.6	Sequatchie	75	12 592	20 273 742	99.3
Weakley	25	72 870	18 565 603	91.0	Polk	76	12 357	20 286 099	99.4
Dyer	26	70 299	18 635 902	91.3	Crockett	77	11 749	20 297 848	99.5
Carter	27	68 708	18 704 610	91.6	Houston	78	11 688	20 309 536	99.5
Lawrence	28	63 809	18 768 419	92.0	Jackson	79	11 380	20 320 916	99.6
McNairy	29	63 562	18 831 981	92.3	Trousdale	80	9 689	20 330 605	99.6
Dickson	30	61 270	18 893 251	92.6	Cheatham	81	9 049	20 339 654	99.7
Cumberland	31	59 527	18 952 778	92.9	Grainger	82	8 026	20 347 680	99.7
Henry	32	58 779	19 011 557	93.1	Chester	83	7 349	20 355 029	99.7
Roane	33	58 432	19 069 989	93.4	Hancock	84	7 271	20 362 300	99.8
Obion	34	54 705	19 124 694	93.7	Bledsoe	85	7 234	20 369 534	99.8
Bedford	35	49 082	19 173 776	93.9	Perry	86	7 154	20 376 688	99.8
Giles	36	48 322	19 222 098	94.2	Morgan	87	5 959	20 382 647	99.9
Robertson	37	46 600	19 268 698	94.4	Lake	88	5 382	20 388 029	99.9
Tipton	38	43 782	19 312 480	94.6	Stewart	89	4 733	20 392 762	99.9
Loudon	39	42 726	19 355 206	94.8	Meigs	90	4 345	20 397 107	99.9
Marshall	40	40 816	19 396 022	95.0	Pickett	91	4 277	20 401 384	100.0
Scott	41	39 922	19 435 944	95.2	Union	92	4 202	20 405 586	100.0
DeKalb	42	38 128	19 474 072	95.4	Grundy	93	3 218	20 408 804	100.0
Rhea	43	37 619	19 511 691	95.6	Moore	(X)	(D)	(X)	(X)
Fentress	44	36 900	19 548 591	95.8	Van Buren	(X)	(D)	(X)	(X)
Franklin	45	33 842	19 582 433	95.9					
Campbell	46	33 064	19 615 497	96.1					
Marion	47	32 271	19 647 768	96.3					
Cocke	48	31 729	19 679 497	96.4					
Carroll	49	31 573	19 711 070	96.6					
Overton	50	31 381	19 742 451	96.7					

¹Counties with suppressed receipts (if applicable) are listed at end of table rather than by rank to avoid disclosing data for individual companies.

Appendix A.

General Explanation

CENSUS COVERAGE AND METHODOLOGY

Structure and method of enumeration. Firms in the 1992 Census of Service Industries were divided into the nonmail universe and mail universe. The coverage and the method of obtaining census information from each follow:

1. The nonmail universe consisted of firms which were not required to file a regular census return and included:

- a. All taxable nonemployers, i.e., all firms subject to Federal income tax with no paid employees during 1992. Receipts information for these firms was obtained from administrative records of other Federal agencies. Although consisting of many firms, nonemployers accounted for less than 10 percent of total receipts of all establishments covered in the census.

The census included only those service nonemployer firms which reported a receipts volume of \$1,000 or more during 1992. Establishments exempt from Federal income tax with no paid employees were excluded as in previous censuses.

Data for nonemployers are not included in this report but are provided in a subsequent Non-employer Statistics report (SC92-N-1).

- b. Selected small employers, i.e., single-establishment firms with payroll below a specified cutoff. (The term "employers" refers to firms with one or more paid employees at any time during 1992 as shown in the active administrative records of other Federal agencies.) Although the payroll cutoff varied by kind of business, small employers generally included firms with less than 10 employees and represented about 10 percent of total receipts of establishments covered in the census.

Data on receipts, payroll, and employment for employer firms below the payroll cutoff were derived or estimated from administrative records of other Federal agencies, except for a sample of small employer firms in classifications for which specialized data requirements precluded reliance solely on administrative records sources. This sample was included in the mail universe.

2. The mail universe consisted of firms for which information was obtained by means of a mail canvass and included:

- a. Large employers, i.e., all multiestablishment firms, and all employer firms above the payroll size cutoff referred to in section 1b. Within this category, a report of company organization was conducted periodically to identify establishment locations of firms which operated at more than one location and to obtain information on payroll and mid-March employment at each location. The 1991 Report of Company Organization was used as a coverage check in the census. In the 1992 census, all multi-establishment firms were asked to notify the Census Bureau of any establishments for which a form was not received. Report forms were subsequently provided to the firms for these establishments.
- b. A sample of small employer firms in classifications for which specialized data precluded reliance solely on administrative records sources. These firms were sent the census mailing packages containing the appropriate 1992 questionnaire.

Method of classifying kinds of business. The service industries classifications for all establishments were based on the *Standard Industrial Classification Manual: 1987*¹ (SIC). However, the method of assigning these classifications, and the level of detail at which establishments were classified, differed between the nonmail and mail universes as follows:

1. The nonmail universe

- a. Nonemployers were classified on the basis of information obtained from administrative records of other Federal agencies.
- b. Selected small employers were classified on the basis of the most current census kind-of-business classification available from one of the Census Bureau's current sample surveys or the 1987 census. Otherwise, the classification was obtained from administrative records of other Federal agencies.

If the census or administrative record classifications proved inadequate (none corresponded to a 1992 census classification in the detail required for

¹*Standard Industrial Classification Manual: 1987*. For sale by Superintendent of Documents, U.S. Government Printing Office, Washington, DC 20402. Stock No. 041-001-00314-2.

employers), the firm was sent a brief inquiry requesting information necessary to assign a 1992 census kind-of-business code.

- Establishments in the mail universe were classified on the basis of their self-designation, answers to questions on receipts by type of service provided, and other special inquiries.

Method of assigning tax status. For kind-of-business classifications² where there were substantial numbers of taxable and tax-exempt establishments, establishments were classified based on the Federal income tax filing requirement for the establishment or organization. This classification was based primarily on the response to an inquiry on the census questionnaire. Establishments that indicated that all or part of their income was exempt from Federal income tax under provisions of section 501 of the IRS code were classified as tax-exempt; establishments indicating no such exemption were classified as taxable. All government-operated hospitals were classified as tax-exempt. For establishments in the nonmail universe, the tax status classification was based upon the type of tax return filed by the firm or organization.

For selected kind-of-business classifications³ comprised primarily of tax-exempt establishments, all establishments in those classifications were defined as tax-exempt. All establishments in the remaining kind-of-business classifications (comprised primarily of taxable establishments) were defined as taxable.

COMPARABILITY OF THE 1987 AND 1992 CENSUSES

The 1987 and 1992 censuses were conducted under similar conditions and procedures except for the following:

Geographic areas. The boundaries of a number of areas for which data are shown in the 1992 census are not the same as in the 1987 census because of annexations; other boundary changes; and redefinitions of metropolitan statistical areas (MSA's), primary metropolitan statistical areas (PMSA's), and consolidated metropolitan statistical areas (CMSA's).⁴ In addition, data for consolidated cities are included in the 1992 census.

Data for special economic urban areas (SEUA's) with 10,000 inhabitants or more in Michigan, Minnesota, New York, and Wisconsin qualified for publication in the 1992 census. This included townships in Michigan and Minnesota and towns in New York and Wisconsin. However, Minnesota did not have any townships that met the population criteria.

²SIC's 7032, 792, 7991 pt., 7997, 7999 pt., 8011 pt., 8021 pt., 805, 806, 808, 809, 82, 83, 84 pt., 873 ex. 8733, 874 ex. 8744.

³SIC's 7041, 8111 pt., 84 pt., 86, 8733.

⁴Newly defined metropolitan areas (MA's) were announced by the Office of Management and Budget (OMB) effective June 30, 1993.

Nonemployer firms. In 1987, data for nonemployer firms were published for the United States, States, metropolitan areas, counties, and places in four regional reports in the Nonemployer Statistics Series (SC87-N-1 to -4).

For 1992, data for nonemployers by kind of business are presented in one *Nonemployer Statistics* report (SC92-N-1) for the United States, States, and metropolitan areas. Nonemployer data for counties and places are available on compact disc-read only memory (CD-ROM).

Employment. In 1987, employment data withheld to avoid disclosing data for individual companies were represented with the symbol "(D)." In 1992, withheld employment data are represented with symbols that denote employment size ranges. These symbols are defined in the introductory text.

Sources of receipts/revenue. In 1987, data on sources of receipts/revenue for selected industries were published with other industry-specific data in the *Miscellaneous Subjects* report (SC87-S-4) of the Subject Series. In 1992, sources of receipts/revenue data are presented separately in the *Sources of Receipts or Revenue* report (SC92-S-4) of the Subject Series.

Legal form of organization. In 1987, data on the number of individual proprietorships/partnerships were published in the Geographic Area Series. In 1992, individual proprietorship/partnership data are published in the *Establishment and Firm Size* report (SC87-S-1) and in the *Nonemployer Statistics* report (SC87-N-1).

EXPLANATION OF TERMS

Establishments. An establishment is a single physical location at which business is conducted. It is not necessarily identical with a company or enterprise, which may consist of one establishment or more. Statistics for service industries represent a summary of reports for individual establishments rather than companies. For cases where a census report was received, separate information was obtained for each location where business was conducted. When administrative records of other Federal agencies were used instead of a census report, no information was available on the number of locations operated. Estimates of this number were derived from a sample and are provided in the service industries report, *Miscellaneous Subjects* (SC92-S-5). Each census report was tabulated according to the physical location at which the business was conducted. The count of establishments represents those in business at any time during 1992. Appendix G provides a comparison of the number of establishments active any time during the year versus the number in business at the end of the year.

When two activities or more were carried on at a single location under a single ownership, all activities generally were grouped together as a single establishment. The

entire establishment was classified on the basis of its major activity and all data for it were included in that classification. However, when distinct and separate economic activities (for which different industry classification codes were appropriate) were conducted at a single location under a single ownership, and when conditions prescribed by the SIC manual for recognizing the existence of more than one establishment were met, separate establishment reports for each of the different activities were obtained in the census.

Leased service departments (separately owned businesses operated as departments or concessions of other service establishments or of retail businesses, such as a separately owned shoeshine parlor in a barber shop, or a beauty shop in a department store) are treated as separate service establishments for census purposes. Leased retail departments located in service establishments (e.g., a gift shop located in a hotel) are considered separate retail establishments.

Firms. A firm is a business organization or entity consisting of one domestic establishment (location) or more under common ownership or control. All establishments of subsidiary firms are included as part of the controlling firm. For the economic census, the terms "firm" and "company" are synonymous.

Receipts (Basic dollar volume measure for service establishments of firms subject to Federal income tax). Includes receipts from customers or clients for services rendered, from the use of facilities, and from merchandise sold during 1992 whether or not payment was received in 1992, except for health practitioners and legal, architectural, engineering, and surveying services, which reported on a cash basis (payments received in 1992 regardless of when services were rendered). Excise taxes on gasoline, liquor, tobacco, etc., which are paid by the manufacturer or wholesaler and passed on in the cost of goods purchased by the service establishment, are also included. Receipts from leasing of vehicles, equipment, etc., marketed under operating leases are included in receipts figures as well as the fair sales value of merchandise marketed in 1992 under capital, finance, or "full payout" leases. Receipts also include the total value of service contracts, amounts received for work subcontracted to others, and dues and assessments from members and affiliates.

Receipts are net after deductions for refunds and allowances for merchandise returned by customers. Receipts do not include sales, occupancy, admissions, or other taxes collected from customers and remitted directly by the firm to a local, State, or Federal tax agency, nor do they include income from such sources as contributions, gifts, and grants; dividends, interest, and investments; or sale or rental of real estate. Also excluded are rents from and receipts (gross as well as the establishment's share) of departments and concessions which are operated by others; sales of used equipment rented or leased to

customers; commissions from vending machine operators; and other nonoperating income such as royalties, franchise fees, etc.

Receipts in this report do not include service receipts of manufacturers, wholesalers, retail establishments, or other businesses whose primary activity is other than service. They do, however, include receipts other than from services rendered (e.g., sale of merchandise to individuals or other businesses) by establishments primarily engaged in performing services and classified in the service industries.

Revenue (Basic dollar volume measure for firms exempt from Federal income tax). Includes revenue from customers or clients for services rendered and merchandise sold during 1992, whether or not payment was received in 1992. Also included are income from interest, dividends, gross contributions, gifts, grants (whether or not restricted for use in operations), rents, royalties, dues and assessments from members and affiliates, and receipts from fundraising activities. Receipts from taxable business activities of firms exempt from Federal income tax (Unrelated Business Income) are also included in revenue.

Revenue does not include sales, admissions, or other taxes collected by the organization from customers or clients and paid directly to a local, State, or Federal tax agency; income from the sale of real estate, investments, or other assets (except inventory held for resale); gross receipts of departments, concessions, etc., that are operated by others; and amounts transferred to operating funds from capital or reserve funds.

Expenses. Expenses include payroll, employee benefits, interest, rent, payroll taxes, cost of supplies used for operation, depreciation expenses, fundraising expenses, contracted or purchased services, and other expenses charged to operations during 1992.

Expenses in this report exclude outlays for the purchase of real estate; construction and all other capital improvements; funds invested; assessments or dues paid to the parent or other chapters of the same organization; and, for fundraising organizations, funds transferred to charities and other organizations.

Annual payroll. Payroll includes all forms of compensation, such as salaries, wages, commissions, bonuses, vacation allowances, sick-leave pay, employee contributions to qualified pension plans, and the value of payments in kind (e.g., free meals and lodgings) paid during the year to all employees. Tips and gratuities received by employees from patrons and reported to employers are included. For corporations, payroll includes amounts paid to officers and executives; for unincorporated businesses, it does not include profit or other compensation of proprietors or partners. Payroll is reported before deductions for social security, income tax, insurance, union dues, etc. This definition of payroll is the same as that used by the Internal Revenue Service (IRS) on form 941.

First-quarter payroll. This item consists of payroll, as defined above, paid to persons employed at any time during the quarter January to March 1992.

Paid employees for pay period including March 12. Paid employees consist of the full- and part-time employees, including salaried officers and executives of corporations, who were on the payroll during the pay period including March 12. Included are employees on paid sick leave, paid holidays, and paid vacations; not included are proprietors and partners of unincorporated businesses. The definition of paid employees is the same as that used on IRS form 941.

Auxiliary establishments. Each company included in this census was asked to identify and separately report auxiliary locations whose primary functions were to manage, administer, service, or support the activities of the other establishments of the company. Data presented in this report do not include auxiliary establishments. Data for auxiliaries are presented in a subsequent report issued as part of the *1992 Enterprise Statistics* reports.

KIND-OF-BUSINESS CLASSIFICATIONS

Services, as defined in Division I of the 1987 Standard Industrial Classification (SIC) manual, includes establishments primarily engaged in rendering a wide variety of services to individuals, business and government establishments, and other organizations.

Establishments covered by the census were assigned kind-of-business classifications according to the industry classifications defined in the 1987 SIC manual. When a more detailed classification than defined in the SIC manual was needed, additional kinds of business were identified within an SIC industry.

The basis for a kind-of-business classification is described above in Method of Classifying Kinds of Business. Descriptions of those kinds of business for which data are provided in this report follow.

Hotels, Rooming Houses, Camps, and Other Lodging Places (SIC Major Group 70)

This group includes establishments engaged in providing lodging, or lodging and meals, and camping facilities. Hotels which provide accommodations for permanent residents (e.g., apartment hotels) and residential mobile home parks are classified in Real Estate, Major Group 65.

Hotels and motels (SIC 7011). Commercial establishments, known to the public as hotels, motor hotels, motels, or tourist courts, primarily engaged in providing lodging, or lodging and meals.

For large geographic areas, data are presented for the following subdivisions of this classification:

1. Hotels, 25 guestrooms or more.
2. Hotels, less than 25 guestrooms.
3. Motels, tourist courts.
4. Motor hotels.

The classification of individual establishments into hotels, motor hotels, and motels and tourist courts was based primarily on the respondents' self-designation.

Rooming and boarding houses (SIC 702). Establishments renting rooms, with or without board, on a fee basis. Homes for the elderly, for children, and for the handicapped that provide additional services, other than nursing care, are classified in Industry 8361, and homes that provide nursing and/or health-related care are classified in Industry Group 805. Rooming and boarding houses operated by membership organizations for their members only are classified in Industry 7041.

Sporting and recreational camps (SIC 7032). Sporting and recreational camps providing lodging and meals, or lodging only. Included are children's camps, fishing camps, hunting camps, and dude ranches. Day camps and sports instructional camps, such as baseball, basketball, or football camps, are classified in Industry 7999.

Recreational vehicle parks and campsites (SIC 7033). Establishments providing overnight or short-term sites for recreational vehicles, trailers, campers, or tents. Residential trailer and mobile home parks are classified in Real Estate, Major Group 65.

Organization hotels and lodging houses, on membership basis (SIC 704). Lodging houses and hotels operated by membership organizations for the benefit of their members and guests, and not open to the general public. Hotels operated by such organizations but open to the public are classified in Industry 7011. Residential homes for the elderly and others in need of residential, social, and personal care are classified in Industry 8361.

Personal Services (SIC Major Group 72)

This group includes establishments primarily engaged in providing services generally to individuals, such as barber and beauty shops, drycleaning plants, laundries, and photographic studios. For establishments classified in Industry Group 721, collecting and distributing units (branch outlets, pickup stations, terminals, or depots) owned and operated by a firm which does its own laundry work are not classified as separate establishments. Data for these units are merged with data for the plant where the work is done.

Power laundries, family and commercial (SIC 7211).

Establishments primarily engaged in operating mechanical laundries with steam or other power. Excluded are establishments which have power laundry equipment but which are primarily engaged in a specialty, such as industrial laundering, linen rental, or diaper service. These establishments are classified in other categories within Industry Group 721. Independently owned agencies for laundry plants are classified in Industry 7212. Laundries using small power equipment of household type are classified in Industry 7219.

Garment pressing, and agents for laundries and dry-cleaners (SIC 7212).

Establishments primarily engaged in providing laundry and drycleaning services but which have the laundry and/or drycleaning work done by others. Establishments in this industry may do their own pressing or finishing work. Independently owned collecting and distributing agencies serving drycleaning plants or power laundries are included in this classification.

Linen supply (SIC 7213).

Establishments primarily engaged in supplying, on a rental basis, such laundered items as uniforms, aprons, table covers, bed linens, and towels. Establishments included in this classification may or may not operate their own laundry facilities.

Coin-operated laundries and drycleaning (SIC 7215).

Establishments primarily engaged in the operation of coin-operated or similar self-service laundry and/or drycleaning equipment. Included are establishments known as laundromats, launderettes, self-service drycleaners, etc. Establishments which operate such machinery in apartment houses, dormitories, and similar locations are included. Establishments which rent such machinery (e.g., to apartment houses) are classified in Industry 7359.

For large geographic areas, data are presented for the following subdivisions of this classification:

1. Coin-operated laundries and drycleaning stores.
2. Coin-operated laundry routes.

Drycleaning plants, except rug cleaning (SIC 7216).

Establishments primarily engaged in drycleaning or dyeing apparel and household fabrics other than rugs. Establishments primarily engaged in cleaning rugs are classified in Industry 7217. Independently owned agencies for cleaning plants are classified in Industry 7212. Establishments known as "tailor shops" or "cleaners" are included in this classification only if they do their own cleaning. Establishments primarily engaged in dyeing fabrics for the trade are classified in Manufacturing, Major Group 22.

Carpet and upholstery cleaning (SIC 7217).

Establishments primarily engaged in cleaning carpets and upholstered furniture. Establishments primarily engaged in rug repair are classified in Industry 7699, those primarily

engaged in reupholstering and repairing furniture are classified in Industry 7641, and those primarily engaged in building cleaning are classified in Industry 7349.

Industrial launderers (SIC 7218).

Establishments primarily engaged in supplying laundered or drycleaned work uniforms, wiping towels, protective apparel (gloves, flame resistant clothing, etc.), dust control items (treated mats or rugs, mops, cloths, etc.), and similar items to industrial, commercial, and government users. These items may belong to the industrial launderers and be supplied to users on a rental basis, or they may belong to the customers. Establishments included in this industry may or may not operate their own laundry or drycleaning facilities.

Laundry and garment services, n.e.c. (SIC 7219).

Establishments primarily engaged in furnishing other laundry services, including repair, alteration, and storage of clothes for individuals; diaper service; and hand laundries. Custom tailors, dressmakers, and fur shops making fur apparel to custom order are classified in Retail Trade.

Photographic studios, portrait (SIC 722).

Establishments primarily engaged in still or video portrait photography for the general public. Included in this classification are school, home, and transient portrait photographers. Establishments primarily engaged in commercial photography are classified in Industry 7335; those primarily engaged in video tape production other than portrait are classified in Industry 7812; and those primarily engaged in film developing and/or print processing for the trade or for the general public are classified in Industry 7384.

Beauty shops (SIC 723).

Establishments primarily engaged in providing beauty services or both beauty and barber services. Beauty and cosmetology schools are also included. Beauty shop concessions (owned and operated by concessionaires) in hotels, department stores, etc., are classified in this industry and treated as separate establishments. However, beauty shops owned by and operated as part of other businesses (e.g., hotels, department stores) are considered part of the main establishment.

Barber shops (SIC 724).

Establishments primarily engaged in providing barber and men's hair styling services. Barber colleges are also included. Barber shop concessions (owned and operated by concessionaires) in hotels, department stores, etc., are classified in this industry and treated as separate establishments. However, barber shops owned by and operated as part of other businesses (e.g., hotels, department stores) are considered part of the main establishment.

Shoe repair shops and shoeshine parlors (SIC 725).

Establishments primarily engaged in repairing footwear or shining shoes. Also included are establishments engaged in cleaning and blocking hats. Shoe repair and shoeshine departments (owned and operated by concessionaires) in

hotels, department stores, etc., are classified in this industry and treated as separate establishments. However, shoe repair shops and shoeshine parlors owned and operated as part of other businesses (e.g., hotels, department stores) are considered part of the main establishment.

Funeral service and crematories (SIC 726). Establishments primarily engaged in preparing the dead for burial, conducting funerals, and cremating the dead. Receipts include sales of funeral merchandise, such as caskets and burial clothing, and other services provided directly by the establishments. Also included in the receipts are reimbursements for cash advances made to other establishments for funeral-related merchandise sales and services, such as flowers. Cemeteries, and crematories operated in conjunction with cemeteries, are classified in Real Estate, Industry 6553; crematories and burial services for pets are classified in Agriculture, Industry 0752.

Tax return preparation services (SIC 7291). Establishments primarily engaged in providing tax return preparation services without also providing accounting, auditing, or bookkeeping services. Establishments providing tax return preparation services which also provide accounting, auditing, or bookkeeping services are classified in Industry 8721. Tax return preparation services (owned and operated by concessionaires) in department stores, etc., are classified in this industry and treated as separate establishments. However, tax return preparation services owned and operated as part of other businesses are considered part of the main establishment.

Miscellaneous personal services, n.e.c. (SIC 7299). Establishments primarily engaged in providing personal services, not elsewhere classified, such as saunas; steam and Turkish baths; costume and formal wear rental; operation of coin-operated personal service machines, such as weighing machines, public lockers (except cold storage), pay toilets, etc.; checkroom concessions; dating service; diet or weight reducing workshops; and tanning salons. Establishments operating coin-operated amusement machines, such as pinball machines and juke boxes, are classified in Industry 7993. The operation of physical fitness facilities, including health fitness spas and reducing salons, is classified in Major Group 70 if lodging is also provided and in Industry 7991 if lodging is not provided.

For large geographic areas, data are presented for the following subdivisions of this classification:

1. Massage parlors, tanning salons, and saunas.
2. Diet and weight reducing services.
3. Formal wear rental.
4. Other personal services, n.e.c.

Business Services (SIC Major Group 73)

This group includes establishments primarily engaged in providing services, not elsewhere classified, to business establishments on a contract or fee basis.

Advertising agencies (SIC 7311). Establishments primarily engaged in preparing advertising (writing copy, artwork, graphics, and other creative work) and placing such advertising in periodicals, newspapers, radio, television, or other advertising media for clients on a contract or fee basis. Establishments which place advertising with media but perform no creative services (media buying services) are classified in Industry 7319. Establishments which write advertising copy but do not place the advertising with media are classified in Industry 8999. Establishments which provide commercial art, graphics, or other creative advertising services but do not place the advertising with media are classified in Industry Group 733. Establishments which solicit advertising for nonaffiliated radio, television, newspapers, or magazines are classified in Industry 7313.

Outdoor advertising services (SIC 7312). Establishments primarily engaged in the preparation of poster displays and painted and electric displays on billboards, panels, bulletins, and frames, principally outdoors. Such establishments may (as incidental services) construct, repair, and maintain display boards and may post advertisements. Sign painting shops are classified in Industry 7389. Shops which make neon signs to order are classified in Manufacturing. Establishments primarily engaged in erecting signs are classified in Construction.

Radio, television, and publishers' advertising representatives (SIC 7313). Establishments primarily engaged in soliciting advertising on a contract or fee basis for (nonaffiliated) newspapers, magazines, and other publications, or for radio and television stations. Advertising sales offices operated by the media are classified as auxiliaries.

For large geographic areas, data are presented for the following subdivisions of this classification:

1. Radio and television advertising representatives.
2. Publishers' advertising representatives.

Advertising, n.e.c. (SIC 7319). Establishments primarily engaged in furnishing advertising services, not elsewhere classified, such as handbill distribution, distribution of samples, and transit advertising. Establishments which provide commercial art, graphics, or other creative advertising services but do not place the advertising with the media, are classified in Industry Group 733. Establishments primarily engaged in direct mail advertising, compiling and selling mailing lists, and related services are classified in Industry 7331.

Adjustment and collection services (SIC 7322). Establishments primarily engaged in the collection or adjustment of claims other than insurance. Establishments providing insurance adjustment services are classified in Insurance, Major Group 64. Establishments providing debt counseling or adjustment services for individuals are classified in Industry 7299. Centralized charge services are classified in Finance, Major Group 61.

Credit reporting services (SIC 7323). Establishments primarily engaged in providing mercantile and consumer credit reporting services. Establishments primarily engaged in conducting personal investigations (background) and preparing reports for insurance companies and other business firms are classified in Industry 7389.

Direct mail advertising services (SIC 7331). Establishments primarily engaged in furnishing direct mail advertising services, such as creating, producing, and mailing direct mail advertising. This industry also includes establishments primarily engaged in compiling and selling mailing lists. Establishments primarily engaged in reproducing direct mail copy to order but also providing other direct mail advertising services are classified in Manufacturing if they print the copy, and in Industry 7334 if they duplicate the copy by photocopying or similar reproduction methods.

For large geographic areas, data are presented for the following subdivisions of this classification:

1. Mailing list compilers, brokers, and managers.
2. Direct mail advertising services, except mailing list services.

Photocopying and duplicating services (SIC 7334). Establishments primarily engaged in reproducing text, drawings, plans, maps, or other copy by blueprinting, photocopying, mimeographing, or other methods of duplication other than printing or microfilming. Printing, including "quick printing," is classified in Manufacturing, and microfilming is classified in Industry 7389.

For large geographic areas, data are presented for the following subdivisions of this classification:

1. Blueprinting and photocopying services.
2. Duplicating services, except printing and photocopying.

Commercial photography (SIC 7335). Establishments engaged in providing commercial photography services for advertising agencies, publishers, and other business and industrial users. Establishments engaged in still and video portrait photography are classified in Industry 7221, and those primarily engaged in mapmaking are classified in Industry 7389. Establishments primarily engaged in medical photography are classified in Industry 8099. Establishments primarily engaged in producing commercial video tape or films are classified in Industry 7812.

Commercial art and graphic design (SIC 7336). Establishments primarily engaged in providing commercial art or graphic design services for advertising agencies, publishers, and other business and industrial users. Producers of still and slide films are classified here. Establishments primarily engaged in art, except commercial and medical art, are classified in Industry 8999; those engaged in medical art are classified in Industry 8099; and those providing drafting services are classified in Industry 7389.

For large geographic areas, data are presented for the following subdivisions of this classification:

1. Commercial art.
2. Graphic arts and related design.

Secretarial and court reporting services (SIC 7338). Establishments primarily engaged in furnishing secretarial, typing, word processing, resume writing, and court reporting services.

Disinfecting and pest control services (SIC 7342). Establishments primarily engaged in providing disinfection and termite, insect, rodent, and other pest control generally in dwellings or other buildings. Establishments primarily engaged in pest control for lawns or agricultural production are classified in Agriculture.

Building cleaning and maintenance services, n.e.c. (SIC 7349). Establishments primarily engaged in furnishing building cleaning and maintenance services, not elsewhere classified, such as window cleaning, janitorial services, floor waxing, and office cleaning. General contractors and special trade contractors primarily engaged in building repair work, cleaning building exteriors by sand or steam blasting, or cleaning up after construction are classified in Construction.

Medical equipment rental and leasing (SIC 7352). Establishments primarily engaged in renting or leasing (except finance leasing) medical equipment. These establishments may also sell medical supplies, but establishments primarily engaged in selling medical supplies are classified in Wholesale or Retail Trade. Establishments primarily engaged in finance leasing are classified in Finance, Industry 6159.

Heavy construction equipment rental and leasing (SIC 7353). Establishments primarily engaged in renting or leasing (except finance leasing) heavy construction equipment, with or without operators. Establishments primarily engaged in finance leasing are classified in Finance, Industry 6159.

For large geographic areas, data are presented for the following subdivisions of this classification:

1. Rental and leasing of heavy construction equipment without operators.
2. Rental and leasing of heavy construction equipment with operators.

Equipment rental and leasing, n.e.c. (SIC 7359). Establishments primarily engaged in renting or leasing (except finance leasing) equipment, not elsewhere classified, such as tools, furniture, industrial equipment (except heavy construction), televisions, appliances, party supplies, etc. Establishments primarily engaged in finance leasing are classified in Finance, Industry 6159.

Establishments renting or leasing automobiles and trucks without drivers are classified in Industry Group 751; those renting with drivers, in Transportation. Establishments renting (or leasing) medical equipment are classified in Industry 7352; video tapes and cassettes, in Industry 7841; amusement and recreation items, such as bicycles, beach chairs, etc., in Industry 7999; personal items, such as formal wear, lockers (other than refrigerated), and pillows, in Industry 7299; commercial boats, in Water Transportation, Major Group 44. Direct leasing of machinery or equipment by the manufacturer is classified in Manufacturing or Wholesale Trade. Establishments primarily leasing computer time, including time-sharing services, are classified in Industry 7374; and those renting or leasing computers or data processing equipment, in Industry 7377.

For large geographic areas, data are presented for the following subdivisions of this classification:

1. Equipment rental, except rent-to-own.
2. Equipment leasing, except finance leasing.
3. Rent-to-own.

Employment agencies (SIC 7361). Establishments primarily engaged in providing placement and employment services for employers or those seeking employment. Modeling agencies and nurses' registries are included. Theatrical employment agencies are classified in Industry 7922; motion picture casting bureaus, in Industry 7819; and establishments engaged in furnishing help to other businesses, in Industry 7363.

Help supply services (SIC 7363). Establishments primarily engaged in supplying temporary or continuing help (except agricultural) to other businesses on a contract or fee basis. The help supplied is on the payroll of the supplying establishment but is under the direct or general supervision of the business to whom the help is furnished. Establishments primarily engaged in providing placement and employment services are classified in Industry 7361. Establishments which provide both management and staff to operate a business are classified according to the type of activity of the business. Establishments primarily engaged in furnishing personnel to perform a range of services in support of the operation of other establishments are classified in Industry 8744. Farm labor supply is classified in Agriculture, Industry 0761.

For large geographic areas, data are presented for the following subdivisions of this classification:

1. Temporary help supply.
2. Employee leasing.
3. Other help supply services.

Computer programming services (SIC 7371). Establishments primarily engaged in providing custom computer programming services on a contract or fee basis. These

establishments often perform a variety of additional services, such as computer software design and analysis, modification of existing software, and training in the use of custom software. Establishments primarily engaged in the development and marketing of prepackaged software are classified in Industry 7372. Computer processing services are classified in Industry 7374.

Prepackaged software (SIC 7372). Establishments primarily engaged in designing and developing prepackaged software, including operating, utility, and applications programs. These establishments may also prepare software documentation for the user, install software for the user, and train the user in the use of the software. Establishments primarily engaged in buying and selling prepackaged software are classified in Wholesale or Retail Trade. Custom computer software services, including computer code authors, are classified in Industry 7371.

Computer integrated systems (SIC 7373). Establishments primarily engaged in developing or modifying computer software and packaging or bundling the software with hardware (computers and peripheral equipment) to create an integrated system for specific application. These establishments are involved in all phases of systems development, from design through installation. Establishments primarily engaged in buying and selling computer software and/or hardware are classified in Wholesale or Retail Trade, and establishments primarily engaged in manufacturing computers and/or peripheral equipment are classified in Manufacturing.

Computer processing and data preparation and processing services (SIC 7374). Establishments primarily engaged in providing computer processing and data preparation services. Service may consist of complete processing and preparation of reports from data supplied by the customer, or it may be specialized, such as data entry or making data processing equipment available on an hourly or time-sharing basis.

Information retrieval services (SIC 7375). Establishments primarily engaged in providing on-line information retrieval services on a contract or fee basis. The information generally involves a range of subjects and is taken from other primary sources. Establishments which collect and originate the data are classified in the industry associated with that activity.

Computer facilities management services (SIC 7376). Establishments primarily engaged in providing on-site management and operation of computer and data processing facilities on a contract or fee basis. Establishments primarily engaged in providing computer and data processing at their own facilities are classified in Industry 7374.

Computer rental and leasing (SIC 7377). Establishments primarily engaged in renting or leasing (except finance) computers and related data processing equipment on the

customers' site, whether or not also providing maintenance or support services. Establishments primarily engaged in both manufacturing and leasing computers and related data processing equipment are classified in Division D, Manufacturing, and separate establishments owned by the manufacturer and primarily engaged in leasing are classified in Wholesale Trade. Establishments primarily engaged in finance leasing of computers and related data processing equipment are classified in Finance, Industry 6159, and those primarily engaged in leasing computer time are classified in Industry 7374.

Computer maintenance and repair (SIC 7378). Establishments primarily engaged in the maintenance and repair of computers and computer peripheral equipment.

Computer related services, n.e.c. (SIC 7379). Establishments primarily engaged in providing computer related services, not elsewhere classified, such as computer consulting, disk and diskette conversion, and tape recertification.

For large geographic areas, data are presented for the following subdivisions of this classification:

1. Computer consultants.
2. Miscellaneous computer services, n.e.c.

Detective, guard, and armored car services (SIC 7381). Establishments primarily engaged in providing detective, guard, and armored car services. Fingerprint service, polygraph service, and rental of dogs for protective service are included in this classification.

For large geographic areas, data are presented for the following subdivisions of this classification:

1. Detective agencies and guard services.
2. Armored car services.

Security systems services (SIC 7382). Establishments primarily engaged in monitoring and maintaining security systems devices, such as burglar and fire alarms. These establishments may also sell, lease, and/or install the security systems which they monitor and maintain. Establishments primarily engaged in the sales and installation, or installation only, of such devices are classified in Construction, Industry 1731.

News syndicates (SIC 7383). Establishments primarily engaged in providing news, pictures, features, and news reporting services to newspapers and periodicals. Separate establishments of newspaper and periodical publishers which are engaged in gathering news are classified as auxiliaries.

Photofinishing laboratories (SIC 7384). Establishments primarily engaged in developing film and photographic prints and enlargements. Data for retail outlets (kiosks),

which are owned and operated by photofinishing laboratories for the pickup and delivery of film, are merged with data for the laboratory which owns them and are not treated as separate establishments. Establishments primarily engaged in processing motion picture and video film for the motion picture and television industries are classified in Industry 7819.

For large geographic areas, data are presented for the following subdivisions of this classification:

1. Photofinishing laboratories, except "one-hour" (mini) labs.
2. "One-hour" (mini) photofinishing.

Business services, n.e.c. (SIC 7389). Establishments primarily engaged in furnishing business services, not elsewhere classified, such as auctioneers' establishments (service only), business brokers, drafting service, independent lecture bureaus, inspection service, printing brokers, notaries public, and shop window decoration or trimming, on a commission or fee basis.

For large geographic areas, data are presented for the following subdivisions of this classification:

1. Sign painting shops. Establishments primarily engaged in making signs to individual order or in doing office door and window lettering. Establishments primarily engaged in making signs other than on a custom basis and neon sign manufacturers are classified in Manufacturing.
2. Interior designing. Establishments primarily engaged in advising clients on the selection of furniture, draperies, rugs, and other interior decorations on a commission or fee basis. Establishments providing interior designing service but primarily engaged in the sale of merchandise, are not included. Painting and papering contractors who frequently call themselves "interior decorators" are classified in Construction.
3. Telephone answering services. Establishments primarily engaged in transmitting telephone messages to their clients. Paging services are classified in Communications.
4. Water softening and conditioning services. Establishments primarily engaged in softening water by chemical treatment or other methods.
5. Packaging and labeling services. Establishments primarily engaged in packaging and labeling products, on a contract or fee basis, in packages or other containers normally intended for retail distribution. Companies primarily engaged in packing, crating, and otherwise preparing goods for shipping are classified in Transportation.
6. Trading stamp services. Establishments primarily engaged in selling trading stamps or merchandise coupons to merchants. The redemption stores of trading stamp companies are classified as auxiliary to this industry.

7. Convention and trade show services. Establishments primarily engaged in providing a variety of services to conventions and trade shows on a contract or fee basis, including decoration services, registration services, promotion, and other administrative functions.
8. Private mail centers. Establishments primarily engaged in providing mailbox rental and other postal and mailing (except advertising) services. In addition, establishments may provide typing, photocopying, and FAX services, and may sell office supplies.
9. Miscellaneous business services, n.e.c. Establishments primarily engaged in furnishing business services, not elsewhere classified.

Automotive Repair, Services, and Parking (SIC Major Group 75)

This group includes establishments primarily engaged in furnishing automotive repair, rental, leasing, parking, and other services. Similar facilities owned and operated by concerns for their own use and not available to the general public are treated as auxiliary establishments of those concerns and are not included here. Automotive repair shops operated by establishments engaged in the sale of new automobiles are classified in Retail Trade, as are those operated by gasoline service stations (where sales of merchandise (including fuel) exceed repair receipts). Automobile driving instruction is classified in Industry 8299.

Truck rental and leasing, without drivers (SIC 7513).

Establishments primarily engaged in short-term rental or extended-term leasing (with or without maintenance) of trucks, truck tractors, or semitrailers without drivers. Establishments primarily engaged in renting or leasing, except finance leasing, of industrial trucks are classified in Industry 7359; those renting or leasing trucks with drivers are classified in Transportation, Industry Group 421; and those renting or leasing heavy construction and earth moving equipment are classified in Industry 7353. Establishments primarily engaged in finance leasing are classified in Finance, Major Group 61.

For large geographic areas, data are presented for the following subdivisions of this classification:

1. Truck rental, without drivers.
2. Truck leasing, except finance leasing.

Passenger car rental (SIC 7514). Establishments primarily engaged in short-term rental of passenger cars without drivers. Data for separate automotive rental offices or concessions (e.g., airport locations) in the same metropolitan area, for which a common fleet of cars is maintained, are merged and not considered as separate establishments. Establishments primarily engaged in renting automobiles with drivers are classified in Transportation, Industry 4119.

Passenger car leasing (SIC 7515). Establishments primarily engaged in extended-term leasing of passenger cars without drivers. These establishments may or may not provide maintenance of vehicles as part of the lease contract. Establishments primarily engaged in renting automobiles with drivers are classified in Transportation, Industry 4119. Establishments primarily engaged in finance leasing are classified in Finance, Major Group 61.

Utility trailer and recreational vehicle rental (SIC 7519).

Establishments primarily engaged in daily or extended-term rental of utility trailers and recreational vehicles. Establishments primarily engaged in renting motorcycles, bicycles, golf carts, gocarts, or recreational boats are classified in Industry 7999, and those engaged in renting airplanes are classified in Industry 7359. Establishments primarily engaged in the rental of mobile homes on site are classified in Real Estate, Industry 6515.

Automobile parking (SIC 7521).

Establishments primarily engaged in the temporary parking of automobiles usually on an hourly, daily, or monthly contract or fee basis. Excluded are municipal parking lots and lots operated by establishments or institutions primarily engaged in other activities (e.g., department stores, hospitals, restaurants). Valet parking is classified in Industry 7299. Establishments primarily engaged in extended or dead storage of automobiles are classified in Transportation, Industry 4226.

For large geographic areas, data are presented for the following subdivisions of this classification:

1. Parking lots.
2. Parking structures.

Top, body, and upholstery repair shops and paint shops (SIC 7532).

Establishments primarily engaged in the repair of automotive tops, bodies, and interiors, or automotive painting and refinishing. Also included in the industry are establishments primarily engaged in customizing automobiles, trucks, and vans, except on a factory basis. Those engaged in customizing automobiles, trucks, and vans on a factory basis are classified in Manufacturing, Industry Group 371.

For large geographic areas, data are presented for the following subdivisions of this classification:

1. Top and body repair shops.
2. Paint shops.

Automotive exhaust system repair shops (SIC 7533).

Establishments primarily engaged in the installation, repair, or sale and installation of automotive exhaust systems. The sale of mufflers, tailpipes, and catalytic converters is considered to be incidental to the installation of these products.

Tire retreading and repair shops (SIC 7534).

Establishments primarily engaged in repairing and retreading automotive tires. Establishments classified here may either retread customers' tires or retread tires for sale or exchange to the user or the trade.

Automotive glass replacement shops (SIC 7536). Establishments primarily engaged in the installation, repair, or sale and installation of automotive glass. The sale of the glass is considered incidental to the replacement.

Automotive transmission repair shops (SIC 7537). Establishments primarily engaged in the installation, repair, or sale and installation of automotive transmissions. The sale of transmissions and related parts is considered incidental to transmission installation or repair.

General automotive repair shops (SIC 7538). Establishments primarily engaged in general automotive repair, such as engine repair shops (except industrial truck engines), general repair and service garages, and diesel engine repair shops. Establishments primarily engaged in specialized repair of individual engine components, not elsewhere classified, are classified in Industry 7539. Establishments primarily engaged in repair of motorcycles are classified in Industry 7699.

For large geographic areas, data are presented for the following subdivisions of this classification:

1. General automotive repair shops, except diesel.
2. Diesel repair shops.

Automotive repair shops, n.e.c. (SIC 7539). Establishments primarily engaged in specialized automotive repair, not elsewhere classified, such as fuel service (carburetor repair), brake relining, front-end and wheel alignment, and radiator repair. Establishments primarily engaged in automotive welding are classified in Industry 7692.

For large geographic areas, data are presented for the following subdivisions of this classification:

1. Radiator repair.
2. Brake, front end, and wheel alignment.
3. Carburetor repair shops.
4. Automotive electrical repair shops.
5. Other automotive repair shops, n.e.c. Establishments primarily engaged in specialized automotive repairs, not elsewhere classified, such as frame repair, piston ring service and repair, speedometer repair, and heater and air-conditioning repair.

Carwashes (SIC 7542). Establishments primarily engaged in washing, waxing, and polishing motor vehicles or furnishing facilities for the self-service washing of motor vehicles.

Automotive services, except repair and carwashes (SIC 7549). Establishments primarily engaged in furnishing automotive services, except repair and carwashes, such as lubricating service, towing service, diagnostic service, undercoating service, and inspection service.

For large geographic areas, data are presented for the following subdivisions of this classification:

1. Lubrication shops.
2. Towing services.
3. Other automotive services, n.e.c.

Miscellaneous Repair Services (SIC Major Group 76)

This group includes establishments primarily engaged in miscellaneous repair services, not elsewhere classified. Repair departments of retail dealers or manufacturers are not included unless operated as separate establishments and reported as such. This group does not include some repair services of which the more important are: repair to structures (classified in Construction); garment and shoe repair (classified in Major Group 72); automotive repair services (classified in Major Group 75); electronic computer and computer peripheral equipment repair services (classified in Industry 7378); ship and boat repair (classified in Manufacturing); and railroad repair (classified in Manufacturing).

Radio and television repair shops (SIC 7622). Establishments primarily engaged in repairing radios, televisions, phonographs, stereo equipment, and tape recorders. Also included are establishments engaged in installing and repairing television, amateur, and citizens' band antennas, and those engaged in installing and servicing similar equipment in homes, offices, boats, automobiles, or other vehicles. Establishments primarily engaged in installation, repair, or maintenance of radio and television broadcast transmitting antennas and towers are classified in Construction. Repair departments of radio and television dealers are not included here unless operated and reported as separate establishments.

Refrigeration and air-conditioning service and repair shops (SIC 7623). Establishments primarily engaged in servicing and repairing household and commercial electrical refrigerators and air-conditioning and refrigeration equipment. Establishments primarily engaged in servicing and repairing gas refrigeration equipment are classified in Industry 7699, and those repairing automotive air-conditioning equipment are classified in Industry 7539. Establishments primarily engaged in installing refrigeration and air-conditioning systems are classified in Construction.

Electrical and electronic repair shops, n.e.c. (SIC 7629). Establishments primarily engaged in servicing and repairing electrical and electronic equipment, not elsewhere classified, such as electrical household appliances (washing machines, vacuum cleaners, irons, toasters, etc.) and electrical and electronic industrial equipment. Electrical contractors and electrical shops engaged primarily in house wiring are included in Construction, Industry 1731. The repair of electric motors is classified in Industry 7694. Repair of electronic computers and computer peripheral equipment is classified in Industry 7378.

Watch, clock, and jewelry repair (SIC 763). Establishments primarily engaged in the repair of watches, clocks, or jewelry. Establishments primarily engaged in assembling watches from purchased parts are classified in Manufacturing, Industry 3873.

Reupholstery and furniture repair (SIC 764). Establishments primarily engaged in furniture reupholstery and repair. Establishments primarily engaged in selling upholstery materials, making slipcovers and draperies to order, or in upholstering new frames to individual order are classified in Retail Trade, as are establishments making furniture and cabinets on a custom basis.

Welding repair (SIC 7692). Establishments primarily engaged in repair work by welding, including automotive welding. Welding in connection with the manufacture of a product is classified in Manufacturing. Welding contractors doing welding work at construction sites are classified in Construction, Industry 1799.

Armature rewinding shops (SIC 7694). Establishments primarily engaged in rewinding armatures and rebuilding or repairing electric motors. Establishments classified here may either repair customers' equipment or repair their own equipment for sale or exchange to users or to the trade. Establishments primarily engaged in the repair of electrical appliances are classified in Industry 7629.

Repair shops and related services, n.e.c. (SIC 7699). Establishments primarily engaged in specialized repair services, not elsewhere classified, such as farm machinery and equipment repair; lawnmower, saw, knife, and tool sharpening and repair; bicycle repair; lock and gun repair; musical instrument repair; and the repair of typewriters. Repair services which involve primarily electrical or electronic equipment or components are classified in Industry 7629; however, primarily mechanical repair of electrically powered equipment, such as electric sewing machine repair, is included here.

For large geographic areas, data are presented for the following subdivisions of this classification:

1. Farm machinery and equipment repair.
2. Lawnmower and other small gasoline engine repair. Establishments primarily engaged in saw, knife, and tool sharpening are also included here.
3. Sewer and septic tank cleaning services. Establishments primarily engaged in cleaning or repairing sewers and septic tanks. Establishments which install septic tanks are classified in Construction.
4. Other repair and related services, n.e.c. Establishments primarily engaged in specialized repair services, not elsewhere classified, such as aircraft flight instrument repair (except electrical), blacksmith shops, bicycle repair, boiler repair, photographic equipment repair,

dental instrument repair, furnace and chimney cleaning, gunsmith shops, key duplicating shops, motorcycle repair, musical instrument tuning and repair, taxidermists, typewriter repair, umbrella repair, and venetian blind repair.

Motion Pictures (SIC Major Group 78)

This group includes establishments producing and distributing motion pictures, exhibiting motion pictures in commercially operated theaters, and furnishing services to the motion picture industry. The term "motion pictures" includes similar productions for television or other media using film, tape, or other means.

Motion picture and video tape production (SIC 7812). Establishments primarily engaged in the production of theatrical and nontheatrical motion pictures and video tapes for exhibition or sale. Establishments engaged in both production and distribution of motion pictures are included here, as well as those engaged in the production of educational, industrial, and religious films. Establishments primarily engaged in motion picture and video tape reproduction are classified in Industry 7819.

For large geographic areas, data are presented for the following subdivisions of this classification:

1. Motion picture production, except for television.
2. Motion picture and tape production for television.

Services allied to motion picture production (SIC 7819). Establishments primarily engaged in performing auxiliary services to motion picture production, such as motion picture film processing, editing, and titling. Also included are casting bureaus, wardrobe and studio property rental, rental and repair of cameras and other motion picture equipment, stock footage film libraries, and television tape services (editing, transfers, etc.).

Motion picture and video tape distribution (SIC 7822). Establishments primarily engaged in the distribution (rental or sale) of theatrical and nontheatrical motion picture films or in the distribution of video tapes and disks, except to the general public. Establishments engaged in both distribution and production are classified in Industry 7812. Establishments primarily engaged in renting video tapes and disks to the general public are classified in Industry 7841, and those engaged in the sale of video tape and disks to individuals for personal or household use are classified in Retail Trade, Industry 5735.

For large geographic areas, data are presented for the following subdivisions of this classification:

1. Motion picture film exchanges.
2. Film and tape distribution for television.
3. Video tape wholesalers.

Services allied to motion picture distribution (SIC 7829). Establishments primarily engaged in performing auxiliary services to motion picture distribution, such as film delivery service, film purchasing and booking agencies, and film libraries.

Motion picture theaters, except drive-in (SIC 7832). Commercially operated theaters primarily engaged in the indoor exhibition of motion pictures.

Drive-in motion picture theaters (SIC 7833). Commercially operated theaters, commonly known as drive-in theaters, primarily engaged in the outdoor exhibition of motion pictures.

Video tape rental (SIC 7841). Establishments primarily engaged in renting recorded video tapes and disks to the general public for personal or household use. Establishments primarily engaged in renting video recorders and players are classified in Industry 7359. Establishments primarily engaged in selling recorded video tapes and disks to the general public are classified in Retail Trade, Industry 5735, and those engaged in the wholesale distribution of recorded video tapes and disks are classified in Industry 7822.

Amusement and Recreation Services, Except Motion Pictures (SIC Major Group 79)

This group includes establishments primarily engaged in providing amusement, recreation, or entertainment services, not elsewhere classified. Gambling businesses, where legal, are also included in this Major Group; however, combined gambling and lodging facilities with 25 guestrooms or more are classified in Industry 7011. Establishments primarily engaged in operating museums, art galleries, arboreta, and botanical and zoological gardens are classified in Major Group 84.

Dance studios, schools, and halls (SIC 791). Establishments primarily engaged in operating public dance halls or ballrooms, dance studios, and dance schools. Establishments primarily engaged in renting facilities used as dance halls or ballrooms are classified in Real Estate, Industry 6512.

Theatrical producers (except motion picture) and miscellaneous theatrical services (SIC 7922). Establishments primarily engaged in providing live theatrical presentations, such as road companies and summer theaters. This industry also includes services allied with theatrical presentations, such as casting agencies; booking agencies for plays, artists, and concerts; scenery, lighting, and other equipment services; and theatrical ticket agencies. Also included in this industry are producers of live and taped radio programs and commercials and producers of live television programs.

For large geographic areas, data are presented for the following subdivisions of this classification:

1. Producers of live theatrical productions. Stock or repertory companies, whether or not operating their own theaters, are included here. Establishments primarily engaged in producing shows for dinner theaters but not operating the food service are also included here. Dinner theaters operating food service are classified in Retail Trade, Industry 5812.
2. Producers of radio and television shows, except tape producers. Establishments primarily engaged in producing shows for live presentation on radio and television. Producers of motion picture and television tape are classified in Industry 7812 and producers of radio tape in the subgroup Other theatrical services.
3. Artists' and entertainers' managers or agents, concert bureaus, and booking agents.
4. Other theatrical services. Establishments engaged in theatrical services, not elsewhere classified, such as ticket agencies; theatrical, television, and radio employment agencies; theatrical equipment rental and design; and lighting. Radio show tape producers are included here.

Bands, orchestras, actors, and other entertainers and entertainment groups (SIC 7929). Establishments primarily engaged in providing entertainment other than live theatrical presentations. These establishments include bands, orchestras, and entertainers.

For large geographic areas, data are presented for the following subdivisions of this classification:

1. Dance groups and artists.
2. Symphony orchestras, opera companies, and chamber music organizations.
3. Other music groups and artists. Dance and stage bands, orchestras (except symphony or chamber), combos, quintets, soloists, and similar musical organizations, groups, and artists.
4. Other entertainers and entertainment groups. Entertainers other than dance bands, symphony orchestras, dance groups, or similar musical and dance organizations.

Bowling centers (SIC 7933). Establishments primarily engaged in providing facilities for bowling.

Professional sports clubs and promoters (SIC 7941). Operators and promoters of professional and semiprofessional athletic clubs, promoters of athletic events, and managers of individual professional athletes. Receipts from radio or television broadcasts, from sales of players, from concession operators, and from noncustomer sources are not included in the total receipts for the activities

classified here. Establishments primarily engaged in renting stadiums and athletic fields to sports promoters and clubs are classified in Real Estate, Industry Group 651.

For large geographic areas, data are presented for the following subdivisions of this classification:

1. Baseball clubs.
2. Football clubs.
3. Other professional sports clubs.
4. Managers and promoters.

Racing, including track operation (SIC 7948). Promoters and participants in racing activities, including racetrack operators, operators of racing stables, jockeys, racehorse trainers, and race car owners and operators. Establishments which own racetracks but do not engage in promotion of racing events, are classified in Real Estate, Industry Group 651. Stables and kennels primarily engaged in breeding or boarding horses and dogs are classified in Agriculture, Industry 0752.

For large geographic areas, data are presented for the following subdivisions of this classification:

1. Auto racetrack operation.
2. Horse racetrack operation.
3. Dog racetrack operation.
4. Racing stables and racing, n.e.c.

Physical fitness facilities (SIC 7991). Establishments primarily engaged in operating reducing and other health clubs, spas, and similar facilities featuring exercise and other active physical fitness conditioning, whether or not on a membership basis. Establishments providing aerobic dance and exercise classes are also included here. Sports and recreation clubs are classified in Industry 7997 if operated on a membership basis, and in Industry 7992 or 7999 if open to the general public. Health resorts and spas providing lodging are classified in Major Group 70. Establishments that promote physical fitness through diet control are classified in Industry 7299.

For large geographic areas, data are presented for the following subdivisions of this classification:

1. Physical fitness centers, except gymnasiums and athletic clubs.
2. Gymnasiums and athletic clubs.

Public golf courses (SIC 7992). Privately operated establishments primarily engaged in the operation of golf courses open to the general public on a fee basis. Municipally owned and operated golf courses are not included. Membership golf and country clubs are classified in Industry 7997. Miniature golf courses and golf driving ranges are classified in Industry 7999.

Coin-operated amusement devices (SIC 7993). Establishments primarily engaged in operating coin-operated amusement devices either in their own or in other places of business. Such amusement devices include juke boxes, pinball machines, mechanical games, video games, slot machines (where legal), and similar types of amusement equipment. The amusement devices may also be operated by bills. Amusement arcades and parlors are also included. Establishments primarily engaged in rental of such devices are classified in Industry 7359.

Amusement parks (SIC 7996). Establishments known as amusement parks, theme parks, kiddie parks, etc., which group together a number of attractions, such as mechanical rides, amusement devices, refreshment stands, and picnic grounds. Individual ride operators or concessionaires operating within the park are classified in Industry 7999, as are carnivals operating without a fixed exhibition site. Owners of the park grounds (who do not operate the amusement parks) are classified in Real Estate, Industry Group 651.

Membership sports and recreation clubs (SIC 7997). Sports and recreation clubs which maintain facilities for use only by members and their guests, such as country, golf, tennis, yacht, and swimming clubs. Such establishments are classified here regardless of the proportion of receipts derived from food or liquor sales. Membership organizations engaged in civic, social, or fraternal activities are classified in Industry 864. Physical fitness facilities are classified in Industry 7991.

Amusement and recreation services, n.e.c. (SIC 7999). Establishments primarily engaged in the operation of sports, amusement, and recreation services, not elsewhere classified, such as bathing beaches, swimming pools, and riding academies and schools. Membership sports and recreation clubs not open to the general public are classified in Industry 7997.

For large geographic areas, data are presented for the following subdivisions of this classification:

1. Concession operators of amusement devices and rides. Concession operators of mechanical rides or of amusement devices in amusement parks, carnivals, circuses, or fairs; or operators of independently operated rides or devices of this type.
2. Carnivals and circuses. Establishments operating a group of amusement, service, and/or retail units, generally known as carnivals, which do not have any fixed exhibition site; or companies engaged in the operation of circuses having acrobatic and animal shows and individual circus acts. Side shows are included here. Individual performers in circuses are classified in Other entertainers and entertainment groups, a subgroup of Industry 7929.
3. Fairs. Establishments primarily engaged in arranging and operating the exhibitions and related activities

usually associated with county, State, or similar fairs. Carnivals and side shows which are part of the fairs but which are independently owned and operated are included in the subgroup Carnivals and circuses. Other independently owned and operated amusement device and ride concessions are included in the subgroup Concession operators of amusement devices and rides.

4. Roller skating rinks.
5. Ice skating rinks.
6. Other amusement and recreation services, n.e.c. Establishments primarily engaged in the commercial operation of sports, amusement, and recreation services, not elsewhere classified. Included are establishments engaged in instruction of sports or recreational activities, such as baseball, bridge, golf, judo, karate, skiing, swimming, and tennis. Also included are establishments renting articles for amusement and recreation, such as beach chairs and accessories, bicycles, golf carts, small boats and canoes, and saddle horses.

Other establishments in this classification include commercially operated bathing beaches, gambling establishments (where legal), golf driving ranges, miniature golf courses, riding academies and stables, shooting galleries, slot-car tracks, ski lifts, day camps, and establishments engaged in the commercial operation of swimming pools open to the general public for a fee. Municipally operated golf courses and swimming pools are excluded from this census. Privately owned tourist attractions, such as natural wonders or manmade exhibits, are included here. Museums, art galleries, and botanical and zoological gardens are included in Major Group 84.

Health Services (SIC Major Group 80)

This group includes establishments primarily engaged in furnishing medical, surgical, and other health services to persons. Associations or groups, such as Health Maintenance Organizations (HMO's), primarily engaged in providing medical or other health services to members are included but those which only provide insurance covering hospitalization or medical costs are classified in Insurance, Major Group 63. Hospices providing medical services are also included in this Major Group and are classified according to the primary service provided. Health care facilities were primarily coded based on self-designation. Where multiple levels of care were indicated but were not apparently separate operations, the facility was generally classified based on the highest level of care provided. Veterinarians are classified in Agriculture, Industry Group 074.

Offices and clinics of doctors of medicine (SIC 801). Establishments of licensed practitioners having the degree of M.D. and engaged in the practice of general or specialized medicine and surgery. General medical clinics (staffed by licensed practitioners having M.D. degree) are also classified here.

Associations of physicians formed solely for sharing expenses (including payroll) are also included here. Receipts are not applicable for these associations since their operations are funded by reimbursements from member firms, and these funds are not considered operating receipts for medical services provided. However, their payroll and employment data are included in statistics presented for this category.

For large geographic areas, data are presented for the following subdivisions of this classification:

1. Offices of doctors of medicine. Includes offices as well as group clinics owned and operated by physicians for the purpose of carrying on their profession.
2. General medical clinics. Includes clinics not owned and operated by physicians associated for the purpose of carrying on their profession.

Offices and clinics of dentists (SIC 802). Establishments of licensed practitioners having the degree of D.D.S. (or D.D. Sc.) or D.M.D. and engaged in the practice of general or specialized dentistry, including dental surgery. Dental clinics are also classified here.

For large geographic areas, data are presented for the following subdivisions of this classification:

1. Offices of dentists. Includes offices as well as group clinics owned and operated by dentists associated for the purpose of carrying on their profession.
2. Dental clinics. Includes clinics not owned and operated by dentists associated for the purpose of carrying on their profession.

Offices and clinics of doctors of osteopathy (SIC 803). Establishments of licensed practitioners having the degree of D.O. and engaged in the practice of general or specialized osteopathic medicine and surgery.

For large geographic areas, data are presented for the following subdivisions of this classification:

1. Offices of osteopathic physicians.
2. Osteopathic clinics.

Offices and clinics of chiropractors (SIC 8041). Establishments of licensed practitioners having the degree of D.C. and engaged in the practice of chiropractic medicine.

Offices and clinics of optometrists (SIC 8042). Establishments of licensed practitioners having the degree of O.D. and engaged in the practice of optometry. Establishments where receipts are primarily from the sale of optical goods prescribed as a result of eye examinations performed at another establishment are classified in Retail Trade, Industry 5999.

Offices and clinics of podiatrists (SIC 8043). Establishments of licensed practitioners having the degree of D.P. and engaged in the practice of podiatry.

Offices and clinics of health practitioners, n.e.c. (SIC 8049). Establishments of health practitioners engaged in practice in health fields, not elsewhere classified, such as acupuncturists, midwives, nutritionists, physical and occupational therapists, and psychologists.

Skilled nursing care facilities (SIC 8051). Establishments primarily engaged in providing inpatient nursing and rehabilitative services to patients who require continuous health care but not hospital services. Care must be ordered by and under the direction of a physician. The staff must include a licensed nurse on duty continuously with a minimum of one full-time registered nurse on duty during each day shift. Included are establishments certified to deliver skilled nursing care under the Medicare and Medicaid programs.

Intermediate care facilities (SIC 8052). Establishments primarily engaged in providing inpatient nursing and rehabilitative services but not on a continuous basis. Staffing must include 24-hour per day personnel with a licensed nurse on duty full-time during each day shift. At least once a week, consultation with a registered nurse on the delivery of care is required. Included are facilities certified to deliver intermediate care under the Medicaid program.

Nursing and personal care facilities, n.e.c. (SIC 8059). Establishments primarily engaged in providing some nursing and/or health-related care to patients who do not require the degree of care and treatment that a skilled or intermediate care facility is designed to provide. Included are rest homes, convalescent homes, and other institutions where health care is a major element. Residential facilities, such as homes for the retarded and the elderly which provide personal care but where health care is incidental, are classified in Industry 8361.

General medical and surgical hospitals (SIC 8062). Establishments primarily engaged in providing general medical and surgical services and other hospital services. Specialty hospitals are classified in Industries 8063 and 8069.

Psychiatric hospitals (SIC 8063). Establishments primarily engaged in providing diagnostic medical services and inpatient treatment for the mentally ill. Establishments known as hospitals and primarily engaged in providing health care for the mentally retarded are classified in Industry 8051.

Specialty hospitals, except psychiatric (SIC 8069). Establishments primarily engaged in providing diagnostic services, treatment, and other hospital services for specialized categories of patients, except for the mentally ill.

Medical laboratories (SIC 8071). Establishments primarily engaged in providing professional analytic or diagnostic services to the medical profession or to the patient as

prescribed by a physician. Laboratories engaged in the manufacture of medical or pharmaceutical products are classified in Manufacturing. Laboratories engaged in commercial medical research are classified in Industry 8731, and those engaged in noncommercial medical research are classified in Industry 8733.

Dental laboratories (SIC 8072). Establishments primarily engaged in making dentures, artificial teeth, and orthodontic appliances to order for the dental profession. The manufacture of teeth other than to order is classified in Manufacturing. Establishments providing dental X-ray laboratory services are classified in Industry 8071.

Home health care services (SIC 8082). Establishments primarily engaged in providing skilled nursing or medical care in the home under supervision of a medical doctor. Establishments of registered or practical nurses engaged in the independent practice of their profession are classified in Industry 8049, and nurses' registries are classified in Industry 7361. Establishments primarily engaged in selling health care products for personal or household consumption are classified in Retail Trade, and those engaged in renting or leasing products for health care are classified in Industry 7352.

Kidney dialysis centers (SIC 8092). Establishments primarily engaged in providing kidney or renal dialysis services.

Specialty outpatient facilities, n.e.c. (SIC 8093). Establishments primarily engaged in outpatient care of a specialized nature, such as alcohol and drug treatment, birth control/family planning, etc., with permanent facilities and with medical staff to provide diagnosis, treatment, or both for patients who are ambulatory but do not require inpatient care.

Health and allied services, n.e.c. (SIC 8099). Establishments primarily engaged in providing health and allied services, n.e.c., such as blood banks, blood donor stations, childbirth preparation classes, medical photography and art, and oxygen tent services. Establishments of registered or practical nurses in independent practice are classified in Industry 8049. Ambulance services are classified in Transportation, Industry 4119.

Legal Services (SIC Major Group 81)

This group includes establishments which are headed by members of the bar and are engaged in offering legal advice or legal services. Nonprofit legal services (including legal aid societies) are classified here. Associations of lawyers formed solely for the sharing of expenses (including payroll) and not for the purpose of jointly practicing their profession are also included. Receipts are not applicable for these associations since their operations are funded by reimbursements from member firms, and these

funds are not considered operating receipts for legal services provided. However, their payroll and employment data are included in statistics presented for this category.

Selected Educational Services (SIC's 823, 824, 829)

This group includes libraries as well as establishments furnishing formal courses through correspondence, commercial, and trade schools. Elementary and secondary schools (Industry 8211); colleges, universities, and professional schools (Industry 8221); and junior colleges and technical institutes (Industry 8222) are out of scope of the census.

Libraries (SIC 823). Establishments primarily engaged in providing library services, including the circulation of books and other materials for reading, study, and reference.

Data processing schools (SIC 8243). Establishments primarily engaged in offering training in data processing (including data keying), computer programming, and in computer and peripheral equipment operation, maintenance, and repair.

Business and secretarial schools (SIC 8244). Establishments primarily engaged in offering courses in business machine operation, office procedures, and secretarial and stenographic skills.

Vocational schools, n.e.c. (SIC 8249). Establishments primarily engaged in offering specialized vocational courses, not elsewhere classified but not academic training. This industry includes apprentice training, aviation schools, commercial art schools, and practical nursing schools. Schools for the instruction of beauticians are classified in Industry 7231, and barber schools are classified in Industry 7241. Establishments primarily engaged in offering educational courses by mail are included here.

Schools and educational services, n.e.c. (SIC 829). Establishments primarily engaged in offering specialized educational courses and services, not elsewhere classified, such as music schools, drama schools, language schools, student exchange programs, and civil service and other short-term examination preparatory schools. Vocational counseling (excluding rehabilitation) is also included here. Educational testing is included in Industry 8748. Establishments primarily engaged in operating dance schools are classified in Industry 7911; those providing rehabilitation counseling are classified in Industry 8331; and those providing sports instruction in Industry 7999.

Social Services (SIC Major Group 83)

This group includes establishments providing social services and rehabilitation services to those persons with social or personal problems requiring special services and to the physically challenged and the disadvantaged. Also

included are organizations soliciting funds to be used directly for these and related services, as well as community development and planning agencies. Government offices involved with the delivery of such services are out of scope of the census.

Individual and family social services (SIC 832). Establishments primarily engaged in providing one or more of a variety of individual and family social, counseling, welfare, or referral services, including refugee, disaster, and temporary relief services.

Job training and vocational rehabilitation services (SIC 833). Establishments primarily engaged in providing training, work experience, and vocational rehabilitation services for the unemployed, the underemployed, the physically challenged, and to persons who have a job market disadvantage because of lack of education or experience, skill obsolescence, or personal characteristics or problems. Included are upgrading and job development services, skill training, world-of-work orientation, and vocational rehabilitation counseling. Union apprentice training schools are classified in Industry 8249.

Child day care services (SIC 835). Establishments primarily engaged in care of infants or children, or in providing prekindergarten education, where medical care or delinquency correction is not a major element. These establishments may or may not have substantial educational programs and may care for older children when they are not in school. Establishments providing babysitting services are classified in Industry 7299. Head start centers operating in conjunction with elementary schools are classified in Industry 8211.

Residential care (SIC 836). Establishments primarily engaged in the provision of residential social and personal care for children, the elderly, and special categories of persons with some limits on ability for self-care but where medical care is not a major element. Included here are group foster homes; halfway group homes; homes for the retarded, the elderly, the deaf, and the blind; juvenile correctional homes; rehabilitation (residential) centers; and children's boarding homes. Boarding schools providing elementary and secondary education are classified in Industry 8211.

Social services, n.e.c. (SIC 839). Establishments primarily engaged in providing social services, not elsewhere classified, including community improvement, social change, and neighborhood development. Also included are organizations primarily engaged in soliciting contributions on their own account and administering appropriations and allocating funds among other agencies engaged in social welfare services; establishments primarily engaged in the prevention of criminal or antisocial behavior; and regional social service planning agencies. Establishments which raise funds on a contract basis are classified in Industry 7389. Civic, social, fraternal, and political organizations are included

in Major Group 86. Industrial development consulting and planning is classified in Industry 8748. Philanthropic trusts and foundations which are not actually engaged in providing social welfare services are classified in Finance, Industry 6732.

Museums, Art Galleries, and Botanical and Zoological Gardens (SIC Major Group 84)

This major group includes commercial and noncommercial museums, art galleries, arboreta, and botanical and zoological gardens.

Museums and art galleries (SIC 8412). Establishments primarily engaged in the commercial or noncommercial operation of museums and art galleries. Historical, cultural, and educational societies whose functions are primarily providing attractions for the public are included here. Art galleries or art dealers primarily selling to the general public are classified in Retail Trade, Industry 5999.

Arboreta and botanical or zoological gardens (SIC 8422). Establishments primarily engaged in the commercial or noncommercial operation of arboreta and botanical and zoological gardens.

Selected Membership Organizations (SIC's 861, 862, 864, 869)

This group includes organizations operating on a membership basis for the promotion of the interests of their members. Also included are organizations which are not operated on a membership basis but which promote the interests of a constituency or group of supporters. This group does not include business establishments operated by membership organizations, such as hotels open to the general public, golf and country clubs, fraternity and sorority houses, and credit unions. Such establishments are classified according to their primary activity.

Establishments of religious organizations operated for worship or for promotion of religious activities, such as churches, convents, and religious schools and missions, are classified in Industry 8661 and are out of scope of the census. Also excluded are Labor unions and similar labor organizations (Industry 8631) and Political organizations (Industry 8651).

Business associations (SIC 861). Membership organizations engaged in promoting business interests of their members, such as better business bureaus, boards of trade, chambers of commerce, industrial standards committees, merchants' associations, real estate boards, and trade associations. Membership organizations formed to carry out a specific business function, such as common marketing of crops or joint advertising, are classified according to the function performed.

Professional membership organizations (SIC 862). Membership organizations of professional persons formed for the advancement of the interests of their profession, such as bar associations, engineering associations, and scientific membership organizations.

Civic, social, and fraternal associations (SIC 864).

Membership organizations engaged in civic, social, or fraternal activities, such as alumni associations, citizens' associations, fraternities, scout organizations, singing societies, university clubs, veterans' organizations, youth associations, and consumer education and public advocacy groups (except organizations primarily engaged in research). Bars and restaurants owned and operated by organizations for use by members and guests only are also classified here. Hotels and lodging houses operated by organizations for use by members and their guests only, including fraternity and sorority houses, are classified in Industry 7041. Membership sports and recreation clubs are classified in Industry 7997. Homeowner, tenant, and condominium associations primarily engaged in managing real estate are classified in Real Estate, Industry 6531.

Membership organizations, n.e.c. (SIC 869). Membership organizations, not elsewhere classified, such as athletic regulatory associations, automobile owners' associations, farm bureaus, historical clubs, and humane societies.

Engineering, Accounting, Research, Management, and Related Services (SIC Major Group 87)

This group includes establishments primarily engaged in providing engineering, architectural, and surveying services; accounting, auditing, and bookkeeping services; research, development, and testing services; and management and public relations services.

Engineering services (SIC 8711). Establishments primarily engaged in providing professional engineering services. Establishments primarily providing and supervising their own engineering staff on temporary contract to other firms are included here. Establishments providing engineering but not supervisory, personnel are classified in Industry 7363. Photogrammetric engineering services are classified in Industry 8713.

Architectural services (SIC 8712). Establishments primarily engaged in providing professional architectural services. Landscape architectural services are classified in Agriculture, Industry 0781. Establishments primarily engaged in providing graphic arts and related design services are classified in Industry 7336, and those providing drafting services are classified in Industry 7389.

Surveying services (SIC 8713). Establishments primarily engaged in providing professional land, water, and aerial surveying services.

Accounting, auditing, and bookkeeping services (SIC 8721). Establishments primarily engaged in furnishing accounting, bookkeeping, and related auditing services. These establishments may use data processing and tabulating techniques as part of providing their services. However,

establishments primarily engaged in providing data processing and tabulating services are classified in Industry 7374. Establishments providing income tax return preparation services, without also furnishing accounting, auditing, or bookkeeping services, are classified in Industry 7291.

Commercial physical and biological research (SIC 8731).

Establishments primarily engaged in physical and biological research and development on a contract or fee basis. Noncommercial research establishments (funded by endowments, grants, or contributions) are classified in Industry 8733. Separate establishments of aircraft, guided missile, or spacecraft manufacturers primarily engaged in research and development on these products are classified in Manufacturing, Major Group 37.

For large geographic areas, data are presented for the following subdivisions of this classification:

1. Commercial physical research.
2. Commercial medical and biological research.

Commercial economic, sociological, and educational research (SIC 8732).

Establishments primarily engaged in performing business, marketing, opinion, and other economic, sociological, and educational research on a contract or fee basis. Noncommercial research establishments (funded by endowments, grants, or contributions) are classified in Industry 8733.

Noncommercial research organizations (SIC 8733). Establishments primarily engaged in performing research into and dissemination of information for public health, education, or general welfare. These establishments primarily operate on funds from endowments, contributions, and grants. Establishments which fund such research, although the actual research may be contracted out to other establishments, are also classified here.

Testing laboratories (SIC 8734). Establishments primarily engaged in providing testing services. Establishments performing clinical laboratory testing for the medical profession are classified in Industry 8071.

Management services (SIC 8741). Establishments primarily engaged in furnishing general or specialized management services on a day to day basis and on a contract or fee basis. Establishments classified here do not provide operating staff. Management and operation of a business, where operating staff as well as management is provided, is classified according to the activity of the establishment managed. Construction management services are classified here.

Management consulting services (SIC 8742). Establishments primarily engaged in furnishing operating counsel and assistance to managements of private, nonprofit, and public organizations. These establishments generally perform a variety of activities, such as strategic and organizational planning; financial planning and budgeting; marketing objectives and policies planning; information systems

planning, evaluation, and selection; human resources policies and practices planning; and production scheduling and control planning.

Public relations services (SIC 8743). Establishments primarily engaged in the preparation of materials, written or spoken, which are designed to promote the interests of their clients by attempting to influence the general public or other groups.

Facilities support management services (SIC 8744).

Establishments primarily engaged in furnishing personnel to perform a range of services in support of the operations of other establishments, or those engaged in providing a number of different continuing services, on a contract or fee basis, within other establishments. Establishments which provide management and staff to operate a business are classified according to the type of activity of the business. Establishments primarily providing one specialized service are classified in the specialized industry. Establishments primarily supplying temporary or continuing help (except agricultural) are classified in Industry 7363. Establishments which provide management services only (except agricultural) are classified in Industry 8741. Computer facilities management is classified in Industry 7376.

Business consulting services, n.e.c. (SIC 8748). Establishments primarily engaged in furnishing business consulting services, not elsewhere classified, on a contract or fee basis. Included are agricultural, economic, educational, and systems engineering consultants as well as city planners and testing services (educational or personnel).

Services, Not Elsewhere Classified (SIC Major Group 89)

Establishments primarily providing services, not elsewhere classified, such as artists (excluding commercial and medical artists), authors, scientific consultants (working on their own account), inventors, lecturers, music arrangers, newspaper columnists, radio commentators, song writers, weather forecasters, and writers.

There is evidence that among small employer establishments (for which kind-of-business information is obtained from administrative records), many service establishments are classified incorrectly in this industry because there is insufficient information to determine the correct kind-of-business classification. Therefore, the published data probably overstate the number of establishments and level of activity for this category.

For large geographic areas, data are presented for the following subdivisions of this classification:

1. Scientific and related consulting services, except environmental.
2. Environmental consulting.
3. Authors, composers, and other arts-related services.
4. Other services, n.e.c.

Appendix B. **Sample Report Form and Instructions**

The sample report form and instructions are shown on the following pages.



Appendix C.

Kind-of-Business Titles and Reporting-Form Numbers

[Listed below are service industries kind-of-business titles and their corresponding reporting-form numbers. Requests for copies of any of these forms, including the inquiries used to classify establishments by kind of business, should be directed to the Services Division, Bureau of the Census, Washington, DC 20233]

SIC code	Title	Reporting form CB-	SIC code	Title	Reporting form CB-
70	HOTELS, ROOMING HOUSES, CAMPS, AND OTHER LODGING PLACES		73	BUSINESS SERVICES—Con.	
7011 pt.	Hotels, 25 guestrooms or more -----	7001	7377	Computer rental and leasing -----	7307
7011 pt.	Hotels, less than 25 guestrooms -----	7001	7378	Computer maintenance and repair -----	7307
7011 pt.	Motels, tourist courts -----	7001	7379 pt.	Computer consultants -----	7307
7011 pt.	Motor hotels -----	7001	7379 pt.	Miscellaneous computer services, n.e.c. -----	7307
702	Rooming and boarding houses -----	7002	7381 pt.	Detective agencies and guard services -----	7308
7032	Sporting and recreational camps -----	7002	7381 pt.	Armored car services -----	7308
7033	Recreational vehicle parks and campsites -----	7002	7382	Security systems services -----	7308
704	Organization hotels and lodging houses, on membership basis. -----	7002	7383	News syndicates -----	7308
			7384 pt.	Photofinishing laboratories, except "one-hour" (mini) labs -----	7303
			7384 pt.	"One-hour" (mini) photofinishing -----	7303
			7389 pt.	Sign painting shops -----	7308
			7389 pt.	Interior designing -----	7308
72	PERSONAL SERVICES		7389 pt.	Telephone answering services -----	7308
7211	Power laundries, family and commercial -----	7201	7389 pt.	Water softening and conditioning services -----	7308
7212	Garment pressing, and agents for laundries and drycleaners -----	7201	7389 pt.	Packaging and labeling services -----	7308
7213	Linen supply -----	7201			
7215 pt.	Coin-operated laundries and drycleaning stores -----	7201	7389 pt.	Trading stamp services -----	7308
7215 pt.	Coin-operated laundry routes -----	7201	7389 pt.	Convention and trade show services -----	7308
			7389 pt.	Private mail centers -----	7308
7216	Drycleaning plants, except rug cleaning -----	7201	7389 pt.	Miscellaneous business services, n.e.c. -----	7308
7217	Carpet and upholstery cleaning -----	7201			
7218	Industrial launderers -----	7201	75	AUTOMOTIVE REPAIR, SERVICES, AND PARKING	
7219	Laundry and garment services, n.e.c. -----	7201	7513 pt.	Truck rental, without drivers -----	7501
722	Photographic studios, portrait -----	7303	7513 pt.	Truck leasing, except finance leasing -----	7501
723	Beauty shops -----	7202	7514	Passenger car rental -----	7501
724	Barber shops -----	7202	7515	Passenger car leasing -----	7501
725	Shoe repair shops and shoeshine parlors -----	7202	7519	Utility trailer and recreational vehicle rental -----	7501
726	Funeral service and crematories -----	7202	7521 pt.	Parking lots -----	7502
7291	Tax return preparation services -----	7202	7521 pt.	Parking structures -----	7502
7299 pt.	Massage parlors, tanning salons, and saunas -----	7202	7532 pt.	Top and body repair shops -----	7503
7299 pt.	Diet and weight reducing services -----	7202	7532 pt.	Paint shops -----	7503
7299 pt.	Formal wear rental -----	7202	7533	Automotive exhaust system repair shops -----	7503
7299 pt.	Other personal services, n.e.c. -----	7202	7534	Tire retreading and repair shops -----	7503
			7536	Automotive glass replacement shops -----	7503
73	BUSINESS SERVICES		7537	Automotive transmission repair shops -----	7503
7311	Advertising agencies -----	7301	7538 pt.	General automotive repair shops, except diesel -----	7503
7312	Outdoor advertising services -----	7301	7538 pt.	Diesel repair shops -----	7503
7313 pt.	Radio and television advertising representatives -----	7301	7539 pt.	Radiator repair -----	7503
7313 pt.	Publishers' advertising representatives -----	7301	7539 pt.	Brake, front end, and wheel alignment -----	7503
7319	Advertising, n.e.c. -----	7301	7539 pt.	Carburetor repair shops -----	7503
			7539 pt.	Automotive electrical repair shops -----	7503
7322	Adjustment and collection services -----	7302	7542	Other automotive repair shops, n.e.c. -----	7503
7323	Credit reporting services -----	7302	7549 pt.	Carwashes -----	7503
7331 pt.	Mailing list compilers, brokers, and managers -----	7303	7549 pt.	Lubrication shops -----	7503
7331 pt.	Direct mail advertising services, except mailing list services -----	7303	7549 pt.	Towing services -----	7503
7334 pt.	Blueprinting and photocopying services -----	7303		Other automotive services, n.e.c. -----	7503
7334 pt.	Duplicating services, except printing and photocopying -----	7303	76	MISCELLANEOUS REPAIR SERVICES	
7335	Commercial photography -----	7303	7622	Radio and television repair shops -----	7600
7336 pt.	Commercial art -----	7303	7623	Refrigeration and air-conditioning service and repair shops -----	7600
7336 pt.	Graphic arts and related design -----	7303	7629	Electrical and electronic repair shops, n.e.c. -----	7600
			763	Watch, clock, and jewelry repair -----	7600
7338	Secretarial and court reporting services -----	7303	764	Reupholstery and furniture repair -----	7600
7342	Disinfecting and pest control services -----	7304	7692	Welding repair -----	7600
7349	Building cleaning and maintenance services, n.e.c. -----	7304	7694	Armature rewinding shops -----	7600
7352	Medical equipment rental and leasing -----	7305	7699 pt.	Farm machinery and equipment repair -----	7600
7353 pt.	Rental and leasing of heavy construction equipment without operators -----	7305	7699 pt.	Lawnmower and other small gasoline engine repair -----	7600
7353 pt.	Rental and leasing of heavy construction equipment with operators -----	7305	7699 pt.	Sewer and septic tank cleaning services -----	7600
7359 pt.	Equipment rental, except rent-to-own -----	7305	7699 pt.	Other repair and related services, n.e.c. -----	7600
7359 pt.	Equipment leasing, except finance leasing -----	7305			
7359 pt.	Rent-to-own -----	7305	78	MOTION PICTURES	
7361	Employment agencies -----	7306	7812 pt.	Motion picture production, except for television -----	7801
7363 pt.	Temporary help supply -----	7306	7812 pt.	Motion picture and tape production for television -----	7801
7363 pt.	Employee leasing -----	7306	7819	Services allied to motion picture production -----	7801
7363 pt.	Other help supply services -----	7306	7822 pt.	Motion picture film exchanges -----	7801
			7822 pt.	Film and tape distribution for television -----	7801
7371	Computer programming services -----	7307			
7372	Prepackaged software -----	7307	7822 pt.	Video tape wholesalers -----	7801
7373	Computer integrated systems -----	7307	7829	Services allied to motion picture distribution -----	7801
7374	Computer processing and data preparation and processing services -----	7307	7832	Motion picture theaters, except drive-in -----	7802
7375	Information retrieval services -----	7307	7833	Drive-in motion picture theaters -----	7802
7376	Computer facilities management services -----	7307	7841	Video tape rental -----	7803

SIC code	Title	Reporting form CB-	SIC code	Title	Reporting form CB-
79	AMUSEMENT AND RECREATION SERVICES, EXCEPT MOTION PICTURES AND MUSEUMS		81	LEGAL SERVICES	
791	Dance studios, schools, and halls	7903	81 pt.	Offices of lawyers	8100
7922 pt.	Producers of live theatrical productions	7901	81 pt.	Legal aid societies and similar legal services	8100
7922 pt.	Producers of radio and television shows, except tape producers	7901	823, 4, 9	SELECTED EDUCATIONAL SERVICES	
7922 pt.	Artists' and entertainers' managers or agents, concert bureaus, and booking agents	7901		Libraries	8200
7922 pt.	Other theatrical services	7901	823	Data processing schools	8200
7929 pt.	Dance groups and artists	7901	8243	Business and secretarial schools	8200
7929 pt.	Symphony orchestras, opera companies, and chamber music organizations	7901	8244	Vocational schools, n.e.c.	8200
7929 pt.	Other music groups and artists	7901	8249	Schools and educational services, n.e.c.	8200
7929 pt.	Other entertainers and entertainment groups	7901	829		
7933	Bowling centers	7902	83	SOCIAL SERVICES	
7941 pt.	Baseball clubs	7902		Individual and family social services	8300
7941 pt.	Football clubs	7902	832	Job training and vocational rehabilitation services	8300
7941 pt.	Other professional sports clubs	7902	833	Child day care services	8300
7941 pt.	Managers and promoters	7902	835	Residential care	8300
7948 pt.	Auto racetrack operation	7902	836	Social services, n.e.c.	8300
7948 pt.	Horse racetrack operation	7902	839		
7948 pt.	Dog racetrack operation	7902	84	MUSEUMS, ART GALLERIES, AND BOTANICAL AND ZOOLOGICAL GARDENS	
7948 pt.	Racing stables and racing, n.e.c.	7902		Museums and art galleries	8400
7991 pt.	Physical fitness centers, except gymnasiums and athletic clubs	7903	8412	Arboreta and botanical or zoological gardens	8400
7991 pt.	Gymnasiums and athletic clubs	7903	8422		
7992	Public golf courses	7903			
7993	Coin-operated amusement devices	7903	86	SELECTED MEMBERSHIP ORGANIZATIONS	
7996	Amusement parks	7902		Business associations	8600
7997	Membership sports and recreation clubs	7903	861	Professional membership organizations	8600
7999 pt.	Concession operators of amusement devices and rides	7903	862	Civic, social, and fraternal associations	8600
7999 pt.	Carnivals and circuses	7903	864	Membership organizations, n.e.c.	8600
7999 pt.	Fairs	7903	869		
7999 pt.	Roller skating rinks	7903	87	ENGINEERING, ACCOUNTING, RESEARCH, MANAGEMENT, AND RELATED SERVICES	
7999 pt.	Ice skating rinks	7903		Engineering services	8701
7999 pt.	Other amusement and recreation services, n.e.c.	7903	8711	Architectural services	8701
			8712	Surveying services	8701
80	HEALTH SERVICES		8713	Accounting, auditing, and bookkeeping services	8702
801 pt.	Offices of doctors of medicine	8001	8721	Commercial physical research	8703
801 pt.	General medical clinics	8001	8731 pt.		
802 pt.	Offices of dentists	8002	8731 pt.	Commercial medical and biological research	8703
802 pt.	Dental clinics	8002	8732	Commercial economic, sociological, and educational research	8703
803 pt.	Offices of osteopathic physicians	8001	8733	Noncommercial research organizations	8703
803 pt.	Osteopathic clinics	8001	8734	Testing laboratories	8703
8041	Offices and clinics of chiropractors	8001	8741	Management services	8704
8042	Offices and clinics of optometrists	8001		Management consulting services	8704
8043	Offices and clinics of podiatrists	8001	8742	Public relations services	8704
8049	Offices and clinics of health practitioners, n.e.c.	8001	8743	Facilities support management services	8704
8051	Skilled nursing care facilities	8003	8744	Business consulting services, n.e.c.	8704
8052	Intermediate care facilities	8003	8748		
8059	Nursing and personal care facilities, n.e.c.	8003	89	SERVICES, N.E.C.	
8062	General medical and surgical hospitals	8004		Scientific and related consulting services, except environmental	8900
8063	Psychiatric hospitals	8004	8999 pt.	Environmental consulting	8900
8069	Specialty hospitals, except psychiatric	8004	8999 pt.	Authors, composers, and other arts-related services	8900
8071	Medical laboratories	8005	8999 pt.	Other services, n.e.c.	8900
8072	Dental laboratories	8005			
8082	Home health care services	8006			
8092	Kidney dialysis centers	8006			
8093	Specialty outpatient facilities, n.e.c.	8006			
8099	Health and allied services, n.e.c.	8006			

Appendix D. Metropolitan Areas

(Titles and definitions shown for MSA's, CMSA's, and PMSA's are those established by the Office of Management and Budget, as of June 30, 1993)

TENNESSEE

Chattanooga, TN-GA MSA

Catoosa County, GA
Dade County, GA
Walker County, GA
Hamilton County, TN
Marion County, TN

Clarksville-Hopkinsville, TN-KY MSA

Christian County, KY
Montgomery County, TN

Jackson, TN MSA

Madison County, TN

Johnson City-Kingsport-Bristol, TN-VA MSA

Carter County, TN
Hawkins County, TN
Sullivan County, TN
Unicoi County, TN
Washington County, TN
Scott County, VA
Washington County, VA
Bristol city, VA

Knoxville, TN MSA

Anderson County, TN
Blount County, TN
Knox County, TN
Loudon County, TN
Sevier County, TN
Union County, TN

Memphis, TN-AR-MS MSA

Crittenden County, AR
DeSoto County, MS
Fayette County, TN
Shelby County, TN
Tipton County, TN

Nashville, TN MSA

Cheatham County, TN
Davidson County, TN
Dickson County, TN
Robertson County, TN
Rutherford County, TN
Sumner County, TN
Williamson County, TN
Wilson County, TN

Appendix E.

Percent of Receipts/Revenue Based on Administrative Records and Estimation for the State: 1992

Table E-1. Firms Subject to Federal Income Tax

[Includes only establishments with payroll. For meaning of abbreviations and symbols, and for more information on reliability of data, see introductory text. For explanation of terms and comparability of 1987 and 1992 censuses, see appendix A]

SIC code	Kind of business or operation	Percent of receipts —		SIC code	Kind of business or operation	Percent of receipts —	
		From administrative records ¹	Estimated ²			From administrative records ¹	Estimated ²
	Total	17.5	9.0	73	Business services—Con.		
70 ex. 704	Hotels, rooming houses, camps, and other lodging places (except membership lodging)	6.0	6.8	736	Personnel supply services	8.4	11.9
	Hotels and motels	5.6	6.8	7361	Employment agencies	24.9	39.7
7011	Hotels	3.4	7.7	7363	Help supply services	6.5	8.6
7011 pt.	Hotels, 25 guestrooms or more	3.3	7.6	7363 pt.	Temporary help supply	5.6	9.7
7011 pt.	Hotels, less than 25 guestrooms	12.8	12.8	7363 pt.	Help supply, except temporary	8.9	5.3
7011 pt.	Motels, motor hotels, and tourist courts	10.5	4.8	737	Computer programming, data processing, and other computer related services	5.2	11.5
7011 pt.	Motels, tourist courts	10.9	5.3	7371, 2, 3	Computer programming, prepackaged software, and integrated systems	5.9	11.8
7011 pt.	Motor hotels	7.0	1.3	7371	Computer programming services	7.1	15.9
702, 3	Other lodging places	25.2	5.3	7372	Prepackaged software	10.2	1.4
702	Rooming and boarding houses	35.4	16.7	7373	Computer integrated systems	1.1	10.5
703	Camps and recreational vehicle parks	23.9	3.9	7374, 5, 6	Data processing services	2.5	5.7
72	Personal services	24.7	11.9	7374, 5	Computer processing, information retrieval	2.0	5.7
	Laundry, cleaning, and garment services	20.4	10.0	7376	Computer facilities management services	7.2	5.7
721	Power laundries, family and commercial*	32.3	2.2	7377, 8, 9	Computer rental and leasing, maintenance, and related services, n.e.c.	7.6	20.4
7211	Linen supply*	3.4	—	7377	Computer rental and leasing4	4.1
7213	Coin-operated laundries and drycleaning	29.1	6.9	7378	Computer maintenance and repair	5.5	26.4
7215	Drycleaning plants, except rug cleaning*	20.5	9.7	7379	Computer related services, n.e.c.	13.9	12.1
7216	Carpet and upholstery cleaning	38.0	8.1	738	Miscellaneous business services	16.4	10.8
7217	Industrial launderers*	8.7	23.7	7381, 2	Detective agencies and protective services	7.1	16.8
7218	Other laundry, cleaning, and garment services*	30.0	11.9	7381	Detective, guard, and armored car services	8.4	18.7
7212, 9	Garment pressing, and agents for laundries and drycleaners	34.8	23.8	7382	Security systems services	3.9	12.3
7212	Laundry and garment services, n.e.c.*	26.4	2.9	7383	News syndicates	1.4	3.7
7219	Photographic studios, portrait	21.7	16.7	7384	Photofinishing laboratories*	7.8	1.8
722	Beauty and barber shops	35.7	8.7	7389 pt.	Business services, n.e.c.	21.0	10.6
723, 4	Beauty shops	35.9	7.4	7389 pt.	Sign painting shops	46.7	13.4
723	Barber shops	32.9	39.2	7389 pt.	Interior designing	37.0	9.7
724	Shoe repair shops and shoeshine parlors	40.4	3.0	7389 pt.	Telephone answering services	10.6	13.0
725	Funeral service and crematories	23.8	11.6	75	Other business services	20.6	10.4
726	Miscellaneous personal services	25.6	24.3	751	Automotive repair, services, and parking	21.5	6.7
729	Tax return preparation services	22.7	52.1	7513	Automotive rental and leasing, without drivers	1.8	3.5
7299	Miscellaneous personal services, n.e.c.	27.0	11.0	7514, 5	Truck rental and leasing, without drivers	1.5	3.9
73	Business services	12.9	11.6	7514	Passenger car rental and leasing	2.2	2.6
	Advertising	12.9	6.8	7515	Passenger car rental	1.9	2.7
731	Advertising agencies	14.8	4.8	7519	Passenger car leasing	3.9	1.9
7311	Outdoor advertising services	5.7	1.2	752	Utility trailer and recreational vehicle rental	7.3	29.3
7312	Radio, television, publishers' advertising representatives	6.3	23.4	753	Automobile parking5	8.9
7313	Advertising, n.e.c.	21.7	5.7	7532	Automotive repair shops	37.6	8.6
7319	Consumer credit reporting agencies, mercantile reporting agencies, and adjustment and collection agencies	9.1	15.2	7532 pt.	Top, body, and upholstery repair shops and paint shops	37.8	7.5
732	Adjustment and collection services	11.6	19.5	7532 pt.	Top and body repair shops	36.2	7.3
7322	Credit reporting services	1.5	2.3	7538	Paint shops	57.7	9.8
7323	Mailing, reproduction, commercial art and photography, and stenographic services	16.8	8.7	7538 pt.	General automotive repair shops	41.3	7.3
733	Direct mail advertising services	4.6	7.8	7538 pt.	General automotive repair shops, except diesel	45.0	8.8
7331	Photocopying and duplicating services	14.3	11.8	7538 pt.	Diesel repair shops	26.8	1.7
7334	Commercial photography, art, and graphics	25.3	8.0	7539 pt.	Other automotive repair shops	31.6	11.9
7335, 6	Commercial photography	34.6	12.0	7539 pt.	Automotive exhaust system repair shops	39.4	6.6
7335	Commercial art and graphic design	22.6	6.9	7539 pt.	Tire retreading and repair shops	27.2	13.2
7336	Secretarial and court reporting services	30.3	5.2	7539 pt.	Automotive glass replacement shops	28.3	30.8
7338	Services to dwellings and other buildings	28.4	20.0	7539 pt.	Automotive transmission repair shops	27.2	10.1
734	Disinfecting and pest control services	28.3	4.4	7539 pt.	Automotive repair shops, n.e.c.	33.5	3.8
7342	Building cleaning and maintenance services, n.e.c.	28.4	26.6	7539 pt.	Radiator repair	46.3	6.7
7349	Miscellaneous equipment rental and leasing	14.3	9.5	754	Brake, front end, and wheel alignment	37.9	1.7
735	Medical equipment rental and leasing	14.5	5.0	7542	Automotive electrical and fuel system services	18.3	8.3
7352	Heavy construction equipment rental and leasing	23.5	19.1	7549	Other automotive repair shops, n.e.c.	28.7	.3
7353	Equipment rental and leasing, n.e.c.	13.1	9.6		Automotive services, except repair	30.2	9.0
7359					Carwashes	39.1	11.8
					Automotive services, except repair and carwashes	21.6	6.3

See footnotes at end of table.

Table E-1. Firms Subject to Federal Income Tax – Con.

[Includes only establishments with payroll. For meaning of abbreviations and symbols, and for more information on reliability of data, see introductory text. For explanation of terms and comparability of 1987 and 1992 censuses, see appendix A]

SIC code	Kind of business or operation	Percent of receipts –		SIC code	Kind of business or operation	Percent of receipts –	
		From administrative records ¹	Estimated ²			From administrative records ¹	Estimated ²
76	Miscellaneous repair services -----	29.2	9.2	80	Health services -----	19.8	7.7
762	Electrical repair shops -----	27.1	8.6	801	Offices and clinics of doctors of medicine -----	27.9	5.6
7622	Radio and television repair shops -----	42.3	2.4	8011 pt.	Offices of doctors of medicine -----	28.9	5.4
7623, 9	Other electrical and electronic repair shops -----	22.9	10.4	8011 pt.	General medical clinics -----	8.2	8.8
7623	Refrigeration and air-conditioning service and repair shops -----	45.0	3.9	802	Offices and clinics of dentists -----	49.7	4.6
7629	Electrical and electronic repair shops, n.e.c. ---	17.4	12.0	803	Offices and clinics of doctors of osteopathy -----	39.5	5.3
763	Watch, clock, and jewelry repair -----	39.7	3.4	804	Offices and clinics of other health practitioners ----	35.1	13.6
764	Reupholstery and furniture repair -----	46.9	2.4	8041	Offices and clinics of chiropractors -----	41.5	6.1
				8042	Offices and clinics of optometrists -----	42.2	3.1
				8043	Offices and clinics of podiatrists -----	25.6	7.4
				8049	Offices and clinics of health practitioners, n.e.c. --	25.2	31.6
				805	Nursing and personal care facilities -----	3.1	21.8
769	Miscellaneous repair and related services -----	29.6	10.0	8051	Skilled nursing care facilities -----	3.2	26.3
7692	Welding repair -----	67.0	8.0	8052	Intermediate care facilities -----	1.5	10.8
7694	Armature rewinding shops -----	24.0	16.2	8059	Nursing and personal care facilities, n.e.c. -----	17.3	24.0
7699	Repair shops and related services, n.e.c. -----	28.0	9.0	806	Hospitals -----	.8	1.8
				8062	General medical and surgical hospitals -----	.9	.4
				8063, 9	Specialty hospitals -----	—	10.4
78, 79, 84	Amusement and recreation services, including motion pictures and museums -----	13.5	14.2	807, 8, 9	Other health services -----	8.4	11.3
781, 2	Motion picture production, distribution, and services --	.9	40.4	807	Medical and dental laboratories -----	10.7	6.6
				8071	Medical laboratories -----	5.9	6.8
				8072	Dental laboratories -----	50.0	4.6
				808	Home health care services -----	5.0	12.3
				809	Miscellaneous health and allied services, n.e.c. ---	12.1	15.2
783	Motion picture theaters -----	1.7	.8	8092	Kidney dialysis centers -----	4.8	3.0
7832	Motion picture theaters, except drive-in -----	.7	.8	8093	Specialty outpatient facilities, n.e.c. -----	16.6	24.2
7833	Drive-in motion picture theaters -----	30.3	—	8099	Health and allied services, n.e.c. -----	15.1	18.4
				81	Legal services -----	40.3	6.4
784	Video tape rental -----	27.9	6.4	823, 4, 9	Selected educational services -----	18.4	12.9
				823	Libraries -----	—	—
792	Theatrical producers (except motion picture), bands, orchestras, and entertainers -----	12.2	4.8	824	Vocational schools -----	10.7	10.3
7922	Theatrical producers (except motion picture) and miscellaneous theatrical services -----	12.8	16.3	829	Schools and educational services, n.e.c. -----	25.6	15.4
7929	Bands, orchestras, actors, and other entertainers and entertainment groups -----	12.1	2.6	83	Social services -----	31.7	18.2
				835	Child day care services -----	29.5	10.6
793	Bowling centers -----	29.3	7.6	832, 3, 6, 9	Other social services -----	34.1	26.1
				87 ex. 8733	Engineering, accounting, research, management, and related services (except noncommercial research organizations) -----	11.1	7.2
79 ex. 792, 3; 84	Commercial sports and other amusement and recreation services, including museums -----	21.1	10.4	871	Engineering, architectural, and surveying services --	11.0	5.5
794	Commercial sports -----	8.3	6.7	8711	Engineering services -----	9.3	5.9
7941	Professional sports clubs, managers, promoters -----	13.0	—	8712	Architectural services -----	16.6	3.0
7948	Racing, including track operation -----	6.0	10.1	8713	Surveying services -----	33.3	5.1
79 ex. 792, 3, 4; 84	Other amusement and recreation services, including museums -----	22.0	10.7	872	Accounting, auditing, and bookkeeping services ----	30.9	5.7
791	Dance studios, schools, and halls -----	29.8	15.5	873 ex. 8733	Research, development, and testing services (except noncommercial research organizations) ---	1.0	1.3
7991	Physical fitness facilities -----	18.6	5.5	8731	Commercial physical and biological research -----	(D)	(D)
7992	Public golf courses -----	30.9	25.3	8732	Commercial economic, sociological, and educational research -----	(D)	(D)
7993	Coin-operated amusement devices -----	33.8	8.5	8734	Testing laboratories -----	(D)	(D)
7996	Amusement parks -----	.5	.8	874	Management and public relations services -----	14.0	17.6
7997	Membership sports and recreation clubs -----	30.4	18.8	8741	Management services -----	8.3	20.1
7999, 84	Amusement and recreation services, including museums, n.e.c. -----	28.5	11.9	8742	Management consulting services -----	20.6	16.0
7999 pt.	Concession operators of amusement devices and rides -----	43.9	5.7	8743	Public relations services -----	38.4	7.4
7999 pt., 84	Carnivals, circuses, and fairs -----	(D)	(D)	8744	Facilities support management services -----	.7	7.4
	Other recreation and amusements, including museums -----	(D)	(D)	8748	Business consulting services, n.e.c. -----	57.6	19.2
				89	Services, n.e.c. -----	13.1	19.6

¹Includes receipts information obtained from administrative records of other Federal agencies.

²Includes receipts information which was imputed based on historic company ratios or administrative records or on industry averages.

Table E-2. Firms Exempt From Federal Income Tax

[Includes only establishments with payroll. For meaning of abbreviations and symbols, and for more information on reliability of data, see introductory text. For explanation of terms and comparability of 1987 and 1992 censuses, see appendix A]

SIC code	Kind of business or operation	Percent of revenue —		SIC code	Kind of business or operation	Percent of revenue —	
		From administrative records ¹	Estimated ²			From administrative records ¹	Estimated ²
	Total	3.7	3.6	823, 4, 9	Selected educational services	20.0	25.2
7032, 704	Camps and membership lodging	26.5	17.3	83	Social services	15.7	14.7
792, 7991 pt., 7997, 7999 pt., 84	Selected amusement, recreation, and related services	14.3	2.7	835	Child day care services	10.6	24.7
8011 pt.; 8021 pt.; 805, 6, 8, 9	Selected health services1	.6	832, 3, 6, 9	Other social services	16.1	14.0
8011 pt., 8021 pt., 805	Clinics of doctors of medicine and dentists7	10.5	832	Individual and family social services	22.5	16.6
806	Hospitals	—	.1	833	Job training and vocational rehabilitation services	5.6	18.9
8062	General medical and surgical hospitals	—	.1	836	Residential care	19.9	18.6
8063, 9	Specialty hospitals	—	—	839	Social services, n.e.c.	12.3	10.1
808, 9	Other health services	2.1	8.3	861, 2, 4, 9	Selected membership organizations	27.3	26.2
8111 pt.	Legal aid societies and similar legal services	21.1	2.3	861	Business associations	19.1	43.9
				864	Civic, social, and fraternal associations	28.0	19.9
				862, 9	Other membership organizations	37.5	11.6
				873, 4 ex. 8744	Research, testing, and consulting services, except facilities support management services	4.4	4.3
				873	Research, development, and testing services	3.6	4.1
				874 ex. 8744	Management and public relations services, except facilities support management services	6.0	4.7

¹Includes revenue information obtained from administrative records of other Federal agencies.

²Includes revenue information which was imputed based on historic company ratios or administrative records or on industry averages.

Appendix F. Geographic Notes

TENNESSEE

Belle Meade. See “Nashville-Davidson consolidated city.”

Farragut is in Knox and Loudon Counties; it annexed into Loudon County in February 1986, but this change was not submitted to the Bureau of the Census until March 1988.

Forest Hills. See “Nashville-Davidson consolidated city.”

Goodlettsville is in Davidson and Sumner Counties; see “Nashville-Davidson consolidated city.”

Harriman is in Morgan and Roane Counties; it annexed into Morgan County in December 1981, but this change was not submitted to the Bureau of the Census until May 1989.

Humboldt is in Gibson and Madison Counties; it annexed into Madison County in February 1989.

Johnson City is in Carter, Sullivan, and Washington Counties; it annexed into Sullivan County in July 1987.

Kingsport is in Hawkins and Sullivan Counties.

Lynchburg, Moore County was created when Lynchburg and Moore County dissolved their respective governments and consolidated as “The Metropolitan Government of Lynchburg, Moore County, Tennessee” in January 1988.

McKenzie is in Carroll, Henry, and Weakley Counties.

Millersville is in Robertson and Sumner Counties; it annexed into Robertson County in September 1986, but this change was not submitted to the Bureau of the Census until December 1991.

Nashville-Davidson (balance). See “Nashville-Davidson consolidated city.”

Nashville-Davidson consolidated city (the “Metropolitan Government of Nashville and Davidson County”) is coextensive with Davidson County. It includes the incorporated places of Belle Meade, Forest Hills, Goodlettsville (partially in Sumner County), and Oak Hill, which are tabulated separately. The other three incorporated places—Berry Hill, Lakewood, and Ridgetop (partially in Robertson County)—are not populous enough for separate tabulation and, therefore, are included in the “Nashville-Davidson (balance),” which is a place equivalent.

Oak Hill. See “Nashville-Davidson consolidated city.”

Oak Ridge is in Anderson and Roane Counties.

Oliver Springs is in Anderson, Morgan, and Roane Counties.

Sweetwater is in McMinn and Monroe Counties; it annexed into McMinn County in September 1983, but this change was not submitted to the Bureau of the Census until March 1988.

Tullahoma is in Coffee and Franklin Counties.

White House is in Robertson and Sumner Counties.

Appendix G.

Establishments in Business Any Time During Year and Establishments in Business at End of Year for the State: 1992 and 1987

Table G-1. **Firms Subject to Federal Income Tax**

[Includes only establishments with payroll. For meaning of abbreviations and symbols, see introductory text. For explanation of terms and comparability of 1987 and 1992 censuses, see appendix A]

SIC code	Kind of business or operation	Establishments in business —			
		Any time during year		At end of year	
		1992	1987	1992	1987
	Total	31 953	27 829	29 580	25 789
70 ex. 704	Hotels, rooming houses, camps, and other lodging places (except membership lodging)	1 078	993	987	934
	Hotels and motels	979	897	893	844
7011 pt.	Hotels	333	294	306	276
7011 pt.	Hotels, 25 guestrooms or more	289	242	267	229
7011 pt.	Hotels, less than 25 guestrooms	44	52	39	47
7011 pt.	Motels, motor hotels, and tourist courts	646	603	587	568
7011 pt.	Motels, tourist courts	598	539	545	507
7011 pt.	Motor hotels	48	64	42	61
702, 3	Other lodging places	99	96	94	90
702	Rooming and boarding houses	24	28	22	27
703	Camps and recreational vehicle parks	75	68	72	63
72	Personal services	3 649	3 500	3 322	3 194
721	Laundry, cleaning, and garment services	1 074	972	986	880
7211	Power laundries, family and commercial*	55	44	54	39
7213	Linen supply*	22	24	22	22
7215	Coin-operated laundries and drycleaning	246	256	225	233
7216	Drycleaning plants, except rug cleaning*	436	408	406	375
7217	Carpet and upholstery cleaning	151	114	134	100
7218	Industrial launderers*	32	28	32	26
7212, 9	Other laundry, cleaning, and garment services*	132	98	113	85
722	Photographic studios, portrait	287	222	264	199
723, 4	Beauty and barber shops	1 416	1 520	1 302	1 396
723	Beauty shops	1 349	1 407	1 240	1 293
724	Barber shops	67	113	62	103
725	Shoe repair shops and shoeshine parlors	61	53	54	50
726	Funeral service and crematories	332	334	314	322
729	Miscellaneous personal services	479	399	402	347
7291	Tax return preparation services	155	135	123	120
7299	Miscellaneous personal services, n.e.c.	324	264	279	227
73	Business services	4 997	4 046	4 565	3 707
731	Advertising	344	325	311	298
7311	Advertising agencies	239	227	214	209
7312	Outdoor advertising services	38	26	34	24
7313	Radio, television, publishers' advertising representatives	27	28	26	25
7319	Advertising, n.e.c.	40	44	37	40
732	Consumer credit reporting agencies, mercantile reporting agencies, and adjustment and collection agencies	187	180	173	168
7322	Adjustment and collection services	145	130	133	121
7323	Credit reporting services	42	50	40	47
733	Mailing, reproduction, commercial art and photography, and stenographic services	397	336	371	311
7331	Direct mail advertising services	47	47	43	38
7334	Photocopying and duplicating services	67	60	62	58
7335, 6	Commercial photography, art, and graphics	201	173	191	167
7335	Commercial photography	49	54	43	54
7336	Commercial art and graphic design	152	119	148	113
7338	Secretarial and court reporting services	82	56	75	48
734	Services to dwellings and other buildings	1 072	831	968	763
7342	Disinfecting and pest control services	260	235	246	218
7349	Building cleaning and maintenance services, n.e.c.	812	596	722	545
735	Miscellaneous equipment rental and leasing	552	491	524	460
7352	Medical equipment rental and leasing	102	77	100	72
7353	Heavy construction equipment rental and leasing	47	83	43	76
7359	Equipment rental and leasing, n.e.c.	403	331	381	312
736	Personnel supply services	545	403	498	363
7361	Employment agencies	185	176	168	157
7363	Help supply services	360	227	330	206

See footnotes at end of table.

Table G-1. Firms Subject to Federal Income Tax – Con.

[Includes only establishments with payroll. For meaning of abbreviations and symbols, see introductory text. For explanation of terms and comparability of 1987 and 1992 censuses, see appendix A]

SIC code	Kind of business or operation	Establishments in business –			
		Any time during year		At end of year	
		1992	1987	1992	1987
73	Business services – Con.				
737	Computer programming, data processing, and other computer related services -----	678	473	624	448
7371, 2, 3	Computer programming, prepackaged software, and integrated systems -----	371	228	348	215
7371	Computer programming services -----	237	146	223	137
7372	Prepackaged software -----	70	39	69	38
7373	Computer integrated systems -----	64	43	56	40
7374, 5, 6	Data processing services -----	117	113	110	106
7374, 5	Computer processing, information retrieval -----	107	101	101	96
7376	Computer facilities management services -----	10	12	9	10
7377, 8, 9	Computer rental and leasing, maintenance, and related services, n.e.c. -----	190	132	166	127
7377	Computer rental and leasing -----	10	10	9	10
7378	Computer maintenance and repair -----	96	70	79	69
7379	Computer related services, n.e.c. -----	84	52	78	48
738	Miscellaneous business services -----	1 222	1 007	1 096	896
7381, 2	Detective agencies and protective services -----	292	257	270	222
7381	Detective, guard, and armored car services -----	225	208	207	177
7382	Security systems services -----	67	49	63	45
7383	News syndicates -----	13	8	13	8
7384	Photofinishing laboratories* -----	117	112	104	103
7389	Business services, n.e.c. -----	800	630	709	563
7389 pt.	Sign painting shops -----	48	45	44	39
7389 pt.	Interior designing -----	72	82	68	75
7389 pt.	Telephone answering services -----	42	56	33	53
7389 pt.	Other business services -----	638	447	564	396
75	Automotive repair, services, and parking -----	3 244	2 718	2 954	2 489
751	Automotive rental and leasing, without drivers -----	252	248	230	229
7513	Truck rental and leasing, without drivers -----	143	133	129	123
7514, 5	Passenger car rental and leasing -----	101	98	95	91
7519	Utility trailer and recreational vehicle rental -----	8	17	6	15
752	Automobile parking -----	326	281	306	271
753	Automotive repair shops -----	2 258	1 936	2 042	1 758
7532	Top, body, and upholstery repair shops and paint shops -----	634	539	569	497
7532 pt.	Top and body repair shops -----	568	497	513	458
7532 pt.	Paint shops -----	66	42	56	39
7538	General automotive repair shops -----	1 048	826	946	747
7538 pt.	General automotive repair shops, except diesel -----	924	744	828	669
7538 pt.	Diesel repair shops -----	124	82	118	78
7533, 4, 6, 7, 9	Other automotive repair shops -----	576	571	527	514
7533	Automotive exhaust system repair shops -----	125	98	109	88
7534	Tire retreading and repair shops -----	39	56	37	49
7536	Automotive glass replacement shops -----	82	56	71	52
7537	Automotive transmission repair shops -----	124	147	113	125
7539	Automotive repair shops, n.e.c. -----	206	214	197	200
7539 pt.	Radiator repair -----	48	59	43	55
7539 pt.	Brake, front end, and wheel alignment -----	95	82	92	76
7539 pt.	Automotive electrical and fuel system services -----	44	50	44	46
7539 pt.	Other automotive repair shops, n.e.c. -----	19	23	18	23
754	Automotive services, except repair -----	408	253	376	231
7542	Carwashes -----	229	163	203	148
7549	Automotive services, except repair and carwashes -----	179	90	173	83
76	Miscellaneous repair services -----	1 287	1 176	1 177	1 076
762	Electrical repair shops -----	433	394	393	363
7622	Radio and television repair shops -----	146	167	133	153
7623, 9	Other electrical and electronic repair shops -----	287	227	260	210
7623	Refrigeration and air-conditioning service and repair shops -----	82	69	71	65
7629	Electrical and electronic repair shops, n.e.c. -----	205	158	189	145
763	Watch, clock, and jewelry repair -----	22	20	21	19
764	Reupholstery and furniture repair -----	115	136	106	121
769	Miscellaneous repair and related services -----	717	626	657	573
7692	Welding repair -----	74	79	71	70
7694	Armature rewinding shops -----	51	58	49	58
7699	Repair shops and related services, n.e.c. -----	592	489	537	445
78, 79, 84	Amusement and recreation services, including motion pictures and museums -----	2 281	1 905	2 067	1 735
781, 2	Motion picture production, distribution, and services -----	136	85	130	80
783	Motion picture theaters -----	121	121	112	107
7832	Motion picture theaters, except drive-in -----	110	102	102	91
7833	Drive-in motion picture theaters -----	11	19	10	16
784	Video tape rental -----	509	380	437	346
792	Theatrical producers (except motion picture), bands, orchestras, and entertainers -----	388	255	368	231
7922	Theatrical producers (except motion picture) and miscellaneous theatrical services -----	123	81	116	73
7929	Bands, orchestras, actors, and other entertainers and entertainment groups -----	265	174	252	158
793	Bowling centers -----	69	69	65	66

See footnotes at end of table.

G-2 APPENDIX G

SERVICE INDUSTRIES—GEOGRAPHIC AREA SERIES

Table G-1. Firms Subject to Federal Income Tax – Con.

[Includes only establishments with payroll. For meaning of abbreviations and symbols, see introductory text. For explanation of terms and comparability of 1987 and 1992 censuses, see appendix A]

SIC code	Kind of business or operation	Establishments in business –			
		Any time during year		At end of year	
		1992	1987	1992	1987
78, 79, 84	Amusement and recreation services, including motion pictures and museums—Con.				
79 ex. 792, 3, 84	Commercial sports and other amusement and recreation services, including museums	1 058	995	955	905
794	Commercial sports	55	39	48	37
7941	Professional sports clubs, managers, promoters	16	14	15	13
7948	Racing, including track operation	39	25	33	24
79 ex. 792, 3, 4, 84	Other amusement and recreation services, including museums	1 003	956	907	868
791	Dance studios, schools, and halls	80	58	66	57
7991	Physical fitness facilities	158	188	141	161
7992	Public golf courses	56	36	51	33
7993	Coin-operated amusement devices	162	177	142	162
7996	Amusement parks	30	24	29	22
7997	Membership sports and recreation clubs	140	134	125	126
7999, 84	Amusement and recreation services, including museums, n.e.c.	377	339	353	307
80	Health services	8 226	7 399	7 838	7 055
801	Offices and clinics of doctors of medicine	3 840	3 555	3 659	3 385
8011 pt.	Offices of doctors of medicine	3 747	3 478	3 571	3 314
8011 pt.	General medical clinics	93	77	88	71
802	Offices and clinics of dentists	1 984	1 949	1 920	1 879
803	Offices and clinics of doctors of osteopathy	52	40	45	36
804	Offices and clinics of other health practitioners	1 140	853	1 081	816
8041	Offices and clinics of chiropractors	356	253	340	241
8042	Offices and clinics of optometrists	364	339	348	324
8043	Offices and clinics of podiatrists	90	68	89	64
8049	Offices and clinics of health practitioners, n.e.c.	330	193	304	187
805	Nursing and personal care facilities	266	238	250	219
8051	Skilled nursing care facilities	163	170	153	158
8052	Intermediate care facilities	85	44	82	39
8059	Nursing and personal care facilities, n.e.c.	18	24	15	22
806	Hospitals	64	66	61	66
807, 8, 9	Other health services	880	698	822	654
807	Medical and dental laboratories	285	256	267	236
8071	Medical laboratories	130	101	122	95
8072	Dental laboratories	155	155	145	141
808	Home health care services	335	222	316	213
809	Miscellaneous health and allied services, n.e.c.	260	220	239	205
8092	Kidney dialysis centers	25	16	24	13
8093	Specialty outpatient facilities, n.e.c.	144	117	134	113
8099	Health and allied services, n.e.c.	91	87	81	79
81	Legal services	2 272	2 018	2 158	1 873
823, 4, 9	Selected educational services	202	160	174	144
823	Libraries	—	3	—	3
824	Vocational schools	64	57	59	54
829	Schools and educational services, n.e.c.	138	100	115	87
83	Social services	1 076	769	983	693
835	Child day care services	775	530	704	473
832, 3, 6, 9	Other social services	301	239	279	220
87 ex. 8733	Engineering, accounting, research, management, and related services (except noncommercial research organizations)	3 490	2 878	3 229	2 668
871	Engineering, architectural, and surveying services	1 059	947	995	883
8711	Engineering services	599	503	560	469
8712	Architectural services	262	274	250	255
8713	Surveying services	198	170	185	159
872	Accounting, auditing, and bookkeeping services	1 216	1 009	1 122	935
873 ex. 8733	Research, development, and testing services (except noncommercial research organizations)	168	143	153	128
8731	Commercial physical and biological research	50	34	45	30
8732	Commercial economic, sociological, and educational research	53	59	47	54
8734	Testing laboratories	65	50	61	44
874	Management and public relations services	1 047	779	959	722
8741	Management services	365	269	333	255
8742	Management consulting services	424	353	391	321
8743	Public relations services	63	54	58	50
8744	Facilities support management services	30	7	29	7
8748	Business consulting services, n.e.c.	165	96	148	89
89	Services, n.e.c.	151	267	126	221

Table G-2. Firms Exempt From Federal Income Tax

[Includes only establishments with payroll. For meaning of abbreviations and symbols, see introductory text. For explanation of terms and comparability of 1987 and 1992 censuses, see appendix A]

SIC code	Kind of business or operation	Establishments in business —			
		Any time during year		At end of year	
		1992	1987	1992	1987
	Total	3 544	3 010	3 400	2 898
7032, 704	Camps and membership lodging	32	30	32	29
792, 7991 pt., 7997, 7999 pt., 84	Selected amusement, recreation, and related services	212	200	208	196
792	Theatrical producers (except motion picture), bands, orchestras, and entertainers	40	30	40	29
7991 pt., 7997	Gymnasiums, athletic clubs, and membership sports and recreation clubs	112	116	110	114
7999 pt. 84	Fairs	8	7	8	7
	Museums, art galleries, and botanical and zoological gardens	52	47	50	46
8011 pt.; 8021 pt.; 805, 6, 8, 9	Selected health services	439	392	426	377
8011 pt., 8021 pt.	Clinics of doctors of medicine and dentists	31	52	31	49
805	Nursing and personal care facilities	67	38	64	37
806	Hospitals	111	103	110	103
808, 9	Other health services	230	199	221	188
808	Home health care services	39	27	36	26
809	Miscellaneous health and allied services, n.e.c.	191	172	185	162
8111 pt.	Legal aid societies and similar legal services	19	16	19	16
823, 4, 9	Selected educational services	90	50	88	49
83	Social services	1 428	1 072	1 372	1 045
835	Child day care services	279	222	265	218
832, 3, 6, 9	Other social services	1 149	850	1 107	827
861, 2, 4, 9	Selected membership organizations	1 258	1 213	1 189	1 151
861	Business associations	252	243	243	235
864	Civic, social, and fraternal associations	678	655	632	609
862, 9	Other membership organizations	328	315	314	307
873, 4 ex. 8744	Research, testing, and consulting services, except facilities support management services	66	37	66	35
873	Research, development, and testing services	38	32	38	30
8731	Commercial physical and biological research	8	7	8	7
8732	Commercial economic, sociological, and educational research	5	2	5	2
8733	Noncommercial research organizations	21	18	21	16
8734	Testing laboratories	4	5	4	5
874 ex. 8744	Management and public relations services, except facilities support management services	28	5	28	5

Publication Program

1992 CENSUS OF SERVICE INDUSTRIES

Publications of the 1992 Census of Service Industries containing data on service industries establishments in the United States are described below. Publication order forms for specific reports may be obtained from any Department of Commerce district office or from Data User Services Division, Customer Services, Bureau of the Census, Washington, DC 20233-8300. The first results were issued in press releases. Final detailed statistics are issued in separate paperbound reports and compact disc-read only memory (CD-ROM).

Final Reports

Geographic area series—52 reports (SC92-A-1 to -52)

A separate paperbound report containing data for establishments with payroll is published for each State, the District of Columbia, and the United States. For establishments of firms subject to Federal income tax, each State report presents general statistics on number of establishments, receipts, payroll, and employment, by varied service classifications, for the State, metropolitan areas (MA's), counties, and places with 350 service establishments or more, by kind of business. Greater kind-of-business detail is shown for larger areas. In addition, for places with 2,500 inhabitants or more and for all counties, statistics are provided on number of establishments and receipts for 10 major kind-of-business groups. For establishments of firms exempt from Federal income tax, each State report presents statistics on number of establishments, revenue, payroll, and employment by varied service classifications, for the State and MA's. Greater kind-of-business detail is shown for larger areas.

The United States Summary report presents data for the United States as a whole for establishments with payroll of firms subject to Federal income tax, as well as those exempt from Federal income tax, for detailed kind-of-business classifications. Statistics on number of establishments and receipts/revenue are also shown for States and MA's by kind of business.

For each State, the District of Columbia, and the United States, 1992 data are provided on receipts/revenue and employees per establishment and on receipts/revenue and payroll per employee. Comparative statistics showing percent changes in receipts/expenses and payroll between 1987 and 1992 also are shown.

Nonemployer statistics series—1 report (SC92-N-1)

This report includes data by kind of business for all establishments, establishments with payroll, and establishments without payroll for the United States and States. Also presented are statistics for establishments without payroll including number of establishments and receipts/revenue by varied service classifications for MA's.

Similar data for counties and places with 2,500 inhabitants or more are available on electronic media only.

Subject series—5 reports (SC92-S-1 to -5)

The *Establishment and Firm Size* report (SC92-S-1) presents data for establishments with payroll, based on size of establishment, size of company or firm, and legal form of organization. Establishment statistics are presented by receipts/revenue size and by employment size; statistics for firms, by receipts/revenue size (including concentration by largest firms), by employment size, and by number of establishments operated (single units and multiunits). Statistics are presented by kind of business on the number of establishments, receipts/revenue, payroll, and employment for the United States.

The *Capital Expenditures, Depreciable Assets, and Operating Expenses* report (SC92-S-2) presents data for firms with payroll for the United States by major kind of business. Operating expenses include annual payroll, supplemental labor costs, purchased services, etc. Receipts data also are provided.

Three other reports (*Hotels, Motels, and Other Lodging Places* (SC92-S-3), *Sources of Receipts or Revenue* (SC92-S-4), and *Miscellaneous Subjects* (SC92-S-5)) present data for the United States as a whole and, where feasible, for States and MA's.

Electronic Media

All data included in the printed reports are available on CD-ROM. The CD-ROM's provide the same information found in the final reports as well as additional information not published in the final reports, such as ZIP Code statistics available from series SC92-Z, and nonemployer data for counties and places from series SC92-N. Electronic media products are available for users who wish to summarize, rearrange, or process large amounts of data. These products, with corresponding technical documentation, are sold by Data User Services Division, Customer Services, Bureau of the Census, Washington, DC 20233-8300.

OTHER ECONOMIC CENSUS REPORTS

Data on retail trade, wholesale trade, financial, insurance, real estate, construction industries, manufactures, mineral industries, transportation, communications, utilities, enterprise statistics, minority-owned business enterprises, and women-owned businesses also are available from the 1992 Economic Census. A separate series of reports covers the census of outlying areas—Puerto Rico, Virgin Islands of the United States, Guam, and the Northern Marianas. Separate announcements describing these reports are available free of charge from Data User Services Division, Customer Services, Bureau of the Census, Washington, DC 20233-8300.