

1992


Census of

Service Industries

SC92-A-40

GEOGRAPHIC AREA SERIES

Rhode Island



1992 Census of Service Industries

SC92-A-40

GEOGRAPHIC AREA SERIES

Rhode Island

+



+



U.S. Department of Commerce
Ronald H. Brown, Secretary
David J. Barram, Deputy Secretary

Economics and Statistics Administration
Everett M. Ehrlich, Under Secretary
for Economic Affairs

BUREAU OF THE CENSUS
Harry A. Scarr, Acting Director

Acknowledgments

Many persons participated in the various activities of the 1992 Census of Service Industries. The overall planning and review of the census operations were performed by the Economic Census Staff of the Economic Planning and Coordination Division.

This report was prepared in the Services Division. **Bobby E. Russell**, Assistant Chief for Census Programs, was responsible for the overall planning, management, and coordination of the census of service industries. Planning and implementation were under the direction of **Jack B. Moody**, Chief, Service Census Branch, with primary staff assistance by **Jack R. Drago**, **Barbara S. Tinari**, **Kirk K. Degler**, **Joseph R. Fuller**, **Susan G. Baker**, **Deborah M. Stempowski**, **Brian D. Gregory**, **Theresa L. Steele**, **Chris E. Blackburn**, **Gary R. Rice**, **M. Craig Schadt**, **Arthur B. Stewart**, **Sandra K. Byrd**, and **Evelyn D. Butler**.

Systems and procedures for mailout, receipt, correspondence, data input, industry classification, other clerical processing, administrative record processing, quality control, and the associated electronic computer programs, were developed in the Economic Planning and Coordination Division.

Mailout preparation and receipt operations, clerical and analytical review activities, data keying, and geocoding review were performed by the staff of the Data Preparation Division, **Judith N. Petty**, Acting Chief.

Geographic coding procedures and associated computer programs were developed by the staff of the Geography Division.

The computer processing systems were developed and coordinated in the Economic Statistical Methods and Programming Division, **Charles P. Pautler, Jr.**, Chief. **H. Ray Dennis**, Assistant Chief for Business Programs, was responsible for design and implementation of the computer systems. The computer programs were prepared under the supervision of **William C. Wester**, Chief, Business Census Branch, and **Steven G. McCraith**, Chief, Utilities and Financial Census Branch, assisted by **Jeffrey S. Rosen**, **Barbara L. Lambert**, **Jacqueline R. Sellers**, and **Tsung C. Chu**. Additional programming assistance was provided by **Robert S. Jewett**.

Computer processing was performed in the Computer Services Division, **Marvin D. Raines**, Chief.

The staff of the Administrative and Publications Services Division, **Walter C. Odom**, Chief, performed planning, design, composition, editorial review, and printing planning and procurement for publications and report forms. **Margaret A. Smith** provided publication coordination and editing.

Special acknowledgment is also due the many businesses whose cooperation has contributed to the publication of these data.

If you have any questions concerning the statistics in this report, call 301-763-7039.



**Economics and Statistics
Administration**

Everett M. Ehrlich, Under Secretary
for Economic Affairs



BUREAU OF THE CENSUS

Harry A. Scarr, Acting Director

Paula J. Schneider, Principal Associate
Director for Programs

Thomas L. Mesenbourg, Acting Associate
Director for Economic Programs

Thomas L. Mesenbourg, Assistant Director
for Economic Programs

**ECONOMIC PLANNING AND COORDINATION
DIVISION**

Carole A. Ambler, Chief

SERVICES DIVISION

Carole A. Ambler, Acting Chief

Introduction to the Economic Census

PURPOSES AND USES OF THE ECONOMIC CENSUS

The economic census is the major source of facts about the structure and functioning of the Nation's economy. It provides essential information for government, business, industry, and the general public.

The economic census furnishes an important part of the framework for such composite measures as the gross domestic product, input/output measures, production and price indexes, and other statistical series that measure short-term changes in economic conditions.

Policymaking agencies of the Federal Government use the data, especially in monitoring economic activity and providing assistance to business.

State and local governments use the data to assess business activities and tax bases within their jurisdictions and to develop programs to attract business.

Trade associations study trends in their own and competing industries and keep their members informed of market changes.

Individual businesses use the data to locate potential markets and to analyze their own production and sales performance relative to industry or area averages.

AUTHORITY AND SCOPE

Title 13 of the United States Code (sections 131, 191, and 224) directs the Census Bureau to take the economic census every 5 years, covering years ending in 2 and 7. The 1992 Economic Census consists of the following eight censuses:

- Census of Retail Trade
- Census of Wholesale Trade
- Census of Service Industries
- Census of Financial, Insurance, and Real Estate Industries
- Census of Transportation, Communications, and Utilities
- Census of Manufactures
- Census of Mineral Industries
- Census of Construction Industries

Special programs also cover enterprise statistics and minority-owned and women-owned businesses. (The 1992 Census of Agriculture and 1992 Census of Governments are conducted separately.) The next economic census is scheduled to be taken in 1998 covering the year 1997.

AVAILABILITY OF THE DATA

The results of the economic census are available in printed reports for sale by the U.S. Government Printing Office and on compact discs for sale by the Census Bureau. Order forms for all types of products are available on request from Customer Services, Bureau of the Census, Washington, DC 20233-8300. A more complete description of publications being issued from this census is on the inside back cover of this document.

Census facts are also widely disseminated by trade associations, business journals, and newspapers. Volumes containing census statistics are available in most major public and college libraries. Finally, State data centers in every State as well as business and industry data centers in many States also supply economic census statistics.

WHAT'S NEW IN 1992

The 1992 Economic Census covers more of the economy than any previous census. New for 1992 are data on communications, utilities, financial, insurance, and real estate, as well as coverage of more transportation industries. The economic, agriculture, and governments censuses now collectively cover nearly 98 percent of all economic activity.

Among other changes, new 1992 definitions affect the boundaries of about a third of all metropolitan areas. Also, the Survey of Women-Owned Businesses has now been expanded to include all corporations.

HISTORICAL INFORMATION

The economic census has been taken as an integrated program at 5-year intervals since 1967 and before that for 1963, 1958, and 1954. Prior to that time, the individual subcomponents of the economic census were taken separately at varying intervals.

The economic census traces its beginnings to the 1810 Decennial Census, when questions on manufacturing were included with those for population. Coverage of economic activities was expanded for 1840 and subsequent censuses to include mining and some commercial activities. In 1902, Congress established a permanent Census Bureau and directed that a census of manufactures be taken every 5 years. The 1905 Manufactures Census was the first time a census was taken apart from the regular every-10-year population census.

The first census of business was taken in 1930, covering 1929. Initially it covered retail and wholesale trade and construction industries, but it was broadened in 1933 to include some of the service trades.

The 1954 Economic Census was the first census to be fully integrated—providing comparable census data across economic sectors, using consistent time periods, concepts, definitions, classifications, and reporting units. It was the first census to be taken by mail, using lists of firms provided by the administrative records of other Federal agencies. Since 1963, administrative records also have been used to provide basic statistics for very small firms, reducing or eliminating the need to send them census questionnaires. The Enterprise Statistics Program, which publishes combined data from the economic census, was made possible with the implementation of the integrated census program in 1954.

The range of industries covered in the economic censuses has continued to expand. The census of construction industries began on a regular basis in 1967, and the scope of service industries was broadened in 1967, 1977, and 1987. The census of transportation began in 1963 as a set of surveys covering travel, transportation of commodities, and trucks, but expanded in 1987 to cover business establishments in several transportation industries. For 1992, these statistics are incorporated into a broadened census of transportation, communications, and utilities. Also new for 1992 is the census of financial, insurance, and real estate industries. This is part of a gradual expansion in coverage of industries previously subjected to government regulation.

The Survey of Minority-Owned Business Enterprises was first conducted as a special project in 1969 and was incorporated into the economic census in 1972 along with the Survey of Women-Owned Businesses.

An economic census has also been taken in Puerto Rico since 1909, in the Virgin Islands of the United States and Guam since 1958, and in the Commonwealth of the Northern Mariana Islands since 1982.

Statistical reports from the 1987 and earlier censuses provide historical figures for the study of long-term time series and are available in some large libraries. All of the census data published since 1967 are still available for sale on microfiche from the Census Bureau.

AVAILABILITY OF MORE FREQUENT ECONOMIC DATA

While the census provides complete enumerations every 5 years, there are many needs for more frequent data as well. The Census Bureau conducts a number of monthly, quarterly, and annual surveys, with the results appearing in publication series such as Current Business Reports (retail and wholesale trade and service industries), the Annual Survey of Manufactures, Current Industrial Reports, and the Quarterly Financial Report. Most of these surveys, while providing more frequent observations, yield less kind-of-business and geographic detail than the census. The County Business Patterns program offers annual statistics on the number of establishments, employment, and payroll classified by industry within each county.

SOURCES FOR MORE INFORMATION

More information about the scope, coverage, classification system, data items, and publications for each of the economic censuses and related surveys is published in the *Guide to the 1992 Economic Census and Related Statistics*. More information on the methodology, procedures, and history of the census will be published in the *History of the 1992 Economic Census*. Contact Customer Services for information on availability.

Census of Service Industries

GENERAL

The 1992 Census of Service Industries, part of the 1992 Economic Census, covered service industries as defined in Division I of the *Standard Industrial Classification Manual: 1987*¹ (SIC), except Elementary and Secondary Schools (SIC 821), Colleges, Universities, Professional Schools, and Junior Colleges (SIC 822), Labor Unions and Similar Labor Organizations (SIC 863), Political Organizations (SIC 865), Religious Organizations (SIC 866), and Private Households (SIC 881). The census also excluded governmental establishments classified in the covered industries, except for government-operated hospitals which were included.

Data are presented for establishments in the following classifications:

SIC code	Title
70	Hotels, rooming houses, camps, and other lodging places
72	Personal services
73	Business services
75	Automotive repair, services, and parking
76	Miscellaneous repair services
78	Motion pictures
79	Amusement and recreation services
80	Health services
81	Legal services
823, 4, 9	Selected educational services
83	Social services
84	Museums, art galleries, and botanical and zoological gardens
861, 2, 4, 9	Selected membership organizations
87	Engineering, accounting, research, management, and related services
89	Services, not elsewhere classified

This series of reports presents data for service establishments of firms subject to Federal income tax and (in separate tables) of firms which are exempt from Federal income tax under provisions of the Internal Revenue Code. Only establishments with some payroll during the year are included. For a more detailed explanation, see appendix A.

¹*Standard Industrial Classification Manual: 1987*. For sale by Superintendent of Documents, U.S. Government Printing Office, Washington, DC 20402. Stock No. 041-001-00314-2.

Many of the "kinds of business or operation" included in this report are not thought of as commercial businesses, and the terms (such as "business," "establishment," and "firm") used to describe them may not be descriptive of such services, particularly for not-for-profit and professional services. However, these terms are applied to all "kinds of business or operation" in order to maintain conformity in the measures of the production and delivery of goods and services and in the presentation of data.

The basic tabulations in this report do not include data for establishments which are auxiliary (primary function is providing a service, such as warehousing or bookkeeping) to service establishments within the same organization. Data for auxiliaries are presented in a subsequent report issued as part of the 1992 Enterprise Statistics reports.

For the 1992 Census of Service Industries, large- and medium-size firms, plus all firms known to operate more than one establishment, were sent questionnaires to be completed and returned to the Census Bureau by mail. For most very small firms, including those with no paid employees, data from existing administrative records of other Federal agencies were used instead. These records provided basic information on location, kind of business, receipts, payroll, number of employees, and legal form of organization. In addition, more detailed information for selected kinds of business was obtained on the various questionnaires.

Appendix A gives a more detailed explanation of census coverage and methodology.

CENSUS DISCLOSURE RULES

In accordance with Federal law governing census reports, no data are published that would disclose the operations of an individual establishment or business. However, the number of establishments in a kind-of-business classification is not considered a disclosure, so this information may be released even though other information is withheld.

GEOGRAPHIC AREAS COVERED

This report series presents data for the following areas:

1. The United States as a whole.
2. Each State and the District of Columbia.

3. Each consolidated metropolitan statistical area (CMSA) and primary metropolitan statistical area (PMSA) defined by the Office of Management and Budget (OMB) as of June 30, 1993. A CMSA is an area used to facilitate the presentation and analysis of data for large concentrations of metropolitan populations. It includes two or more contiguous PMSA's which have a population of at least 1,000,000² and which meet specific criteria of urban character and of social and economic integration.
4. Each metropolitan statistical area (MSA) defined by the OMB as of June 30, 1993. An MSA is an integrated economic and social unit with a population nucleus of at least 50,000 inhabitants.² Each MSA consists of one or more counties meeting standards of metropolitan character; in New England, cities and towns rather than counties are the component geographic units.
5. The area within the State outside metropolitan areas (MA's).
6. Each county or county equivalent.³ Counties are the primary divisions of States, except in Louisiana where they are called parishes and in Alaska where they are called boroughs and census areas. Maryland, Missouri, Nevada, and Virginia have one place or more that is independent of any county organization and constitutes primary divisions of their States. These places are treated as counties and as places.
7. Each consolidated city.³ Consolidated cities are consolidated governments which consist of separately incorporated municipalities.
8. Each municipality of 2,500 inhabitants or more incorporated as a city, borough, village, or town.^{2 3}

For the economic census, boroughs and census areas in Alaska and boroughs in New York are not included in this category.
9. Special economic urban areas (SEUA's), which include townships in Michigan, New Jersey, and Pennsylvania, and towns in New York, Wisconsin, and the six New England States with 10,000 inhabitants or more.²

DOLLAR VALUES

All dollar values presented in this report are expressed in current dollars, i.e., 1992 data are expressed in 1992 dollars and 1987 data in 1987 dollars. Consequently, when making comparisons to prior years, users of the data should consider the inflation that has occurred.

RELIABILITY OF DATA

All data compiled in this report originated from either census questionnaires or administrative records of other Federal agencies and, therefore, are not subject to sampling errors. However, the data are subject to nonsampling

²According to the 1990 Census of Population or subsequent special census.

³Those defined as of January 1, 1992.

errors. Nonsampling errors can be attributed to many sources: inability to identify all cases in the actual universe; definition and classification difficulties; differences in the interpretation of questions; errors in recording or coding the data obtained; and other errors of collection, response, coverage, processing, and estimation for missing or misreported data.

The accuracy of these tabulated data is determined by the joint effects of the various nonsampling errors. No direct measurement of these effects has been obtained except for estimation for missing or misreported data; however, precautionary steps were taken in all phases of the collection, processing, and tabulation of the data in an effort to minimize the effects of nonsampling errors.

The Bureau of the Census obtains on computer tape limited information extracted from administrative records of other Federal agencies. This information is used in conjunction with other information available to the Census Bureau to develop estimates for nonemployers, small employers, and other establishments for which responses were not received in time for publication. For an indication of the extent that data included in these reports were obtained from the administrative records of other Federal agencies and from estimation, rather than reports directly from respondents, see appendix E. Also, see appendix A for a more detailed explanation of census coverage and methodology.

SPECIAL TABULATIONS

Special tabulations of data collected in the 1992 Census of Service Industries may be obtained, depending on availability of time and personnel, on diskette, computer tape, or in tabular form. The data will be in summary form and subject to the same rules prohibiting disclosure of confidential information (including name, address, kind of business, or other data for individual business establishments or companies) as are the regular publications.

Special tabulations are prepared on a cost basis. A request for a cost estimate, as well as exact specifications on the type and format of the data to be provided, should be directed to the Chief, Services Division, Bureau of the Census, Washington, DC 20233.

To discuss a special tabulation before submitting specifications, call 1-800-541-8345.

ABBREVIATIONS AND SYMBOLS

The following abbreviations and symbols are used in this publication:

- * See kind-of-business descriptions for SIC 72 and SIC 7384 in appendix A for treatment of plant outlets.
- Represents zero.
- (D) Withheld to avoid disclosing data for individual companies; data are included in broader kind-of-business totals.

(IC)	Independent city.	Symbol	Employment Size
(NA)	Not available.		
(X)	Not applicable.	AA	0–19
CMSA	Consolidated metropolitan statistical area.	BB	20–99
MA	Metropolitan area.	CC	100–249
MSA	Metropolitan statistical area.	EE	250–499
n.e.c.	Not elsewhere classified.	FF	500–999
PMSA	Primary metropolitan statistical area.	GG	1,000–2,499
pt.	Part.	HH	2,500–4,999
r	Revised.	II	5,000–9,999
SIC	Standard Industrial Classification.	JJ	10,000–24,999

The following symbols are used in this publication to show employment size ranges for employment data that have been withheld to avoid disclosing data for individual companies (employment size range codes are provided for the first time in the 1992 Economic Census):

KK	25,000–49,999
LL	50,000–99,999
MM	100,000 or more

Users' Guide for Locating Statistics in This Report by Table Number

Information shown in tables	Table															
	1a	1b	2a	2b	3a	3b	4	5	6	7a	7b	8a	8b	9	10	
GEOGRAPHIC AREAS																
The State	X	X	X	X	X	X	X								X	X
CMSA's and MSA's in the State										X	X					
PMSA's in the State										X	X					
Area of the State not in any CMSA, PMSA, or MSA												X	X			
Counties in the State							X		X							X
Places in the State							X	X						X		
DATA ITEMS																
Establishments	X	X			X	X	X	X	X	X	X	X	X	X		X
Receipts	X				X	X	X	X	X	X	X	X	X	X	X	X
Revenue		X									X		X			
Expenses						X							X			
Annual payroll	X	X			X	X	X	X	X	X	X	X	X	X		
First-quarter payroll	X	X					X	X	X	X	X	X	X	X		
Paid employees for pay period including March 12, 1992	X	X			X	X	X	X	X	X	X	X	X	X		
1987 to 1992 comparative statistics					X	X										
Receipts per establishment			X													
Revenue per establishment				X												
Expenses per establishment				X												
Receipts per employee			X													
Revenue per employee				X												
Expenses per employee				X												
Annual payroll per employee			X	X												
Employees per establishment			X	X												
Counties ranked by volume of receipts																X
Places ranked by volume of receipts														X		

Users' Guide for Locating Statistics in the 1992 Census of Service Industries Reports

Report and geographic area	Information shown in reports by kind of business or industry category										
	Number of establishments	Receipts/Revenue (\$1,000)	Payroll (\$1,000)	Number of employees	Selected ratios	Receipts/revenue lines	Receipts size and employment size of establishments and firms	Concentration ratios of largest firms	Single units and multi-units	Legal form of organization	Selected topics
GEOGRAPHIC AREA SERIES											
United States	X	X	X	X	X						
State	X	X	X	X	X						
CMSA, PMSA, MSA	X	X	X	X							
County	X	X	X	X							
Place	X	X	X	X							
NONEMPLOYER STATISTICS SERIES											
United States	X	X									
State	X	X									
CMSA, PMSA, MSA	X	X									
County	X	X									
Place	X	X									
ESTABLISHMENT AND FIRM SIZE (INCLUDING LEGAL FORM OF ORGANIZATION)											
United States	X	X	X	X			X	X	X	X	
CAPITAL EXPENDITURES, DEPRECIABLE ASSETS, AND OPERATING EXPENSES											
United States		X	X								X
RECEIPTS/REVENUE LINES											
United States	X	X				X					
State	X	X				X					
CMSA, PMSA, MSA	X	X				X					
HOTELS, MOTELS, AND OTHER LODGING PLACES											
United States	X	X	X	X		X					X
State	X	X	X	X		X					X
CMSA, PMSA, MSA	X	X				X					X

Report and geographic area	Information shown in reports by kind of business or industry category										
	Number of establishments	Receipts/Revenue (\$1,000)	Payroll (\$1,000)	Number of employees	Selected ratios	Receipts/revenue lines	Receipts size and employment size of establishments and firms	Concentration ratios of largest firms	Single units and multi-units	Legal form of organization	Selected topics
ZIP CODES											
United States	X	X	X	X							
State	X	X	X	X							
MISCELLANEOUS SUBJECTS											
United States	X	X	X	X							X
State	X	X									X
CMSA, PMSA, MSA	X	X									X

Contents

Rhode Island

[Page numbers listed here omit the prefix that appears as part of the number of each page]

	Page
Introduction to the Economic Census	III
Census of Service Industries	V
Users' Guide for Locating Statistics in This Report by Table Number	VIII
Users' Guide for Locating Statistics in the 1992 Census of Service Industries Reports ...	IX
Summary of Findings	2

FIGURES

1. Percent Change in Receipts and Annual Payroll for Establishments of Firms Subject to Federal Income Tax: 1987 to 1992	3
2. Annual Payroll per Employee for Establishments of Firms Subject to Federal Income Tax: 1992 and 1987	4
Maps	5

TABLES

1a. Summary Statistics for Firms Subject to Federal Income Tax for the State: 1992 ..	7
1b. Summary Statistics for Firms Exempt From Federal Income Tax for the State: 1992	11
2a. Selected Ratios for Firms Subject to Federal Income Tax for the State: 1992	12
2b. Selected Ratios for Firms Exempt From Federal Income Tax for the State: 1992 ..	15
3a. Comparative Statistics for Firms Subject to Federal Income Tax for the State: 1992 and 1987	15
3b. Comparative Statistics for Firms Exempt From Federal Income Tax for the State: 1992 and 1987	19
4. Summary Statistics for Firms Subject to Federal Income Tax for Counties and for Places With 2,500 Inhabitants or More: 1992	20
5. Summary Statistics for Firms Subject to Federal Income Tax for Places With 350 Establishments or More: 1992	22
6. Summary Statistics for Firms Subject to Federal Income Tax for Counties With 350 Establishments or More: 1992	28
7a. Summary Statistics for Firms Subject to Federal Income Tax for Metropolitan Areas: 1992	35
7b. Summary Statistics for Firms Exempt From Federal Income Tax for Metropolitan Areas: 1992	39
8a. Summary Statistics for Firms Subject to Federal Income Tax for the Area Outside Metropolitan Areas: 1992	41
8b. Summary Statistics for Firms Exempt From Federal Income Tax for the Area Outside Metropolitan Areas: 1992	42
9. Places With 2,500 Inhabitants or More Ranked by Volume of Receipts of Firms Subject to Federal Income Tax: 1992	43
10. Counties Ranked by Volume of Receipts of Firms Subject to Federal Income Tax: 1992	43

APPENDIXES

A. General Explanation	A-1
B. Sample Report Form and Instructions	B-1
C. Kind-of-Business Titles and Reporting-Form Numbers	C-1
D. Metropolitan Areas	D-1
E. Percent of Receipts/Revenue Based on Administrative Records and Estimation for the State: 1992	E-1
F. Geographic Notes	F-1
G. Establishments in Business Any Time During Year and Establishments in Business at End of Year for the State: 1992 and 1987	G-1

Publication Program

Inside back cover

Summary of Findings

FIRMS SUBJECT TO FEDERAL INCOME TAX

Data from the 1992 Census of Service Industries show that Rhode Island's 7,649 service industries establishments of firms with payroll that were subject to Federal income tax had receipts totaling \$3.7 billion. The 1992 data represent an increase of 40.7 percent in receipts for the State since 1987.

For establishments with payroll in 1992, receipts of offices and clinics of medical doctors totaled \$458.4 million, compared with \$306.9 million in 1987. Other leading service kinds of business in 1992 were legal services with \$367.6 million in receipts, nursing and personal care facilities with \$238.8 million, and computer programming, data processing, and other computer related services with \$209.6 million.

There were 64,411 paid employees (full- and part-time) working in service industries in the State as of mid-March 1992, compared with 60,638 employees in 1987. Large employers included nursing and personal care facilities with 7,401 employees, help supply services with 6,279 employees, and offices and clinics of doctors of medicine with 4,892 employees.

ORGANIZATIONS EXEMPT FROM FEDERAL INCOME TAX

Data for the census show that Rhode Island's 1,130 service industries establishments of firms and other organizations with payroll that were exempt from Federal income tax had revenue totaling \$2.2 billion and expenses of \$2.1 billion in 1992. The 1992 data represent an increase of 61.1 percent in expenses since 1987.

For establishments with payroll in 1992, revenue of hospitals totaled \$1.3 billion, compared with \$873.5 million in 1987. Other leading classifications in 1992 were nursing and personal care facilities with revenue of \$118.6 million, and individual and family social services with \$101.6 million.

There were 42,748 paid employees (full- and part-time) as of mid-March 1992, compared with 38,692 employees in 1987. Hospitals had 22,678 employees; nursing and personal care facilities, 3,665 employees; and job training and vocational rehabilitation services, 2,487 employees.

Figure 1. **Percent Change in Receipts and Annual Payroll for Establishments of Firms Subject to Federal Income Tax: 1987 to 1992**

(Includes only establishments with payroll. For meaning of abbreviations and symbols, see introductory text)

Receipts 
Payroll 

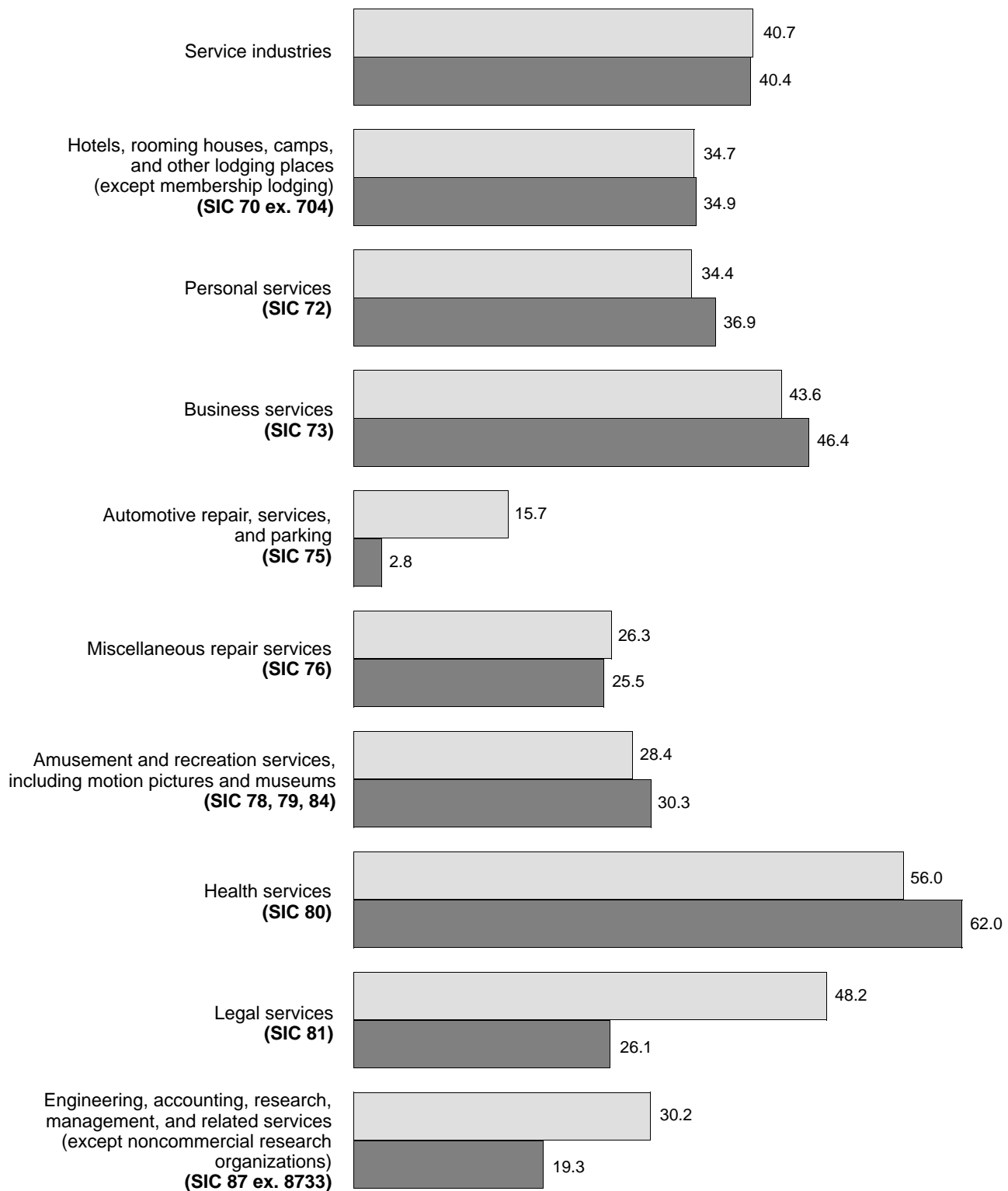




Figure 2. Annual Payroll per Employee for Establishments of Firms Subject to Federal Income Tax: 1992 and 1987

(In dollars. For meaning of abbreviations and symbols, see introductory text)

1992 
1987 

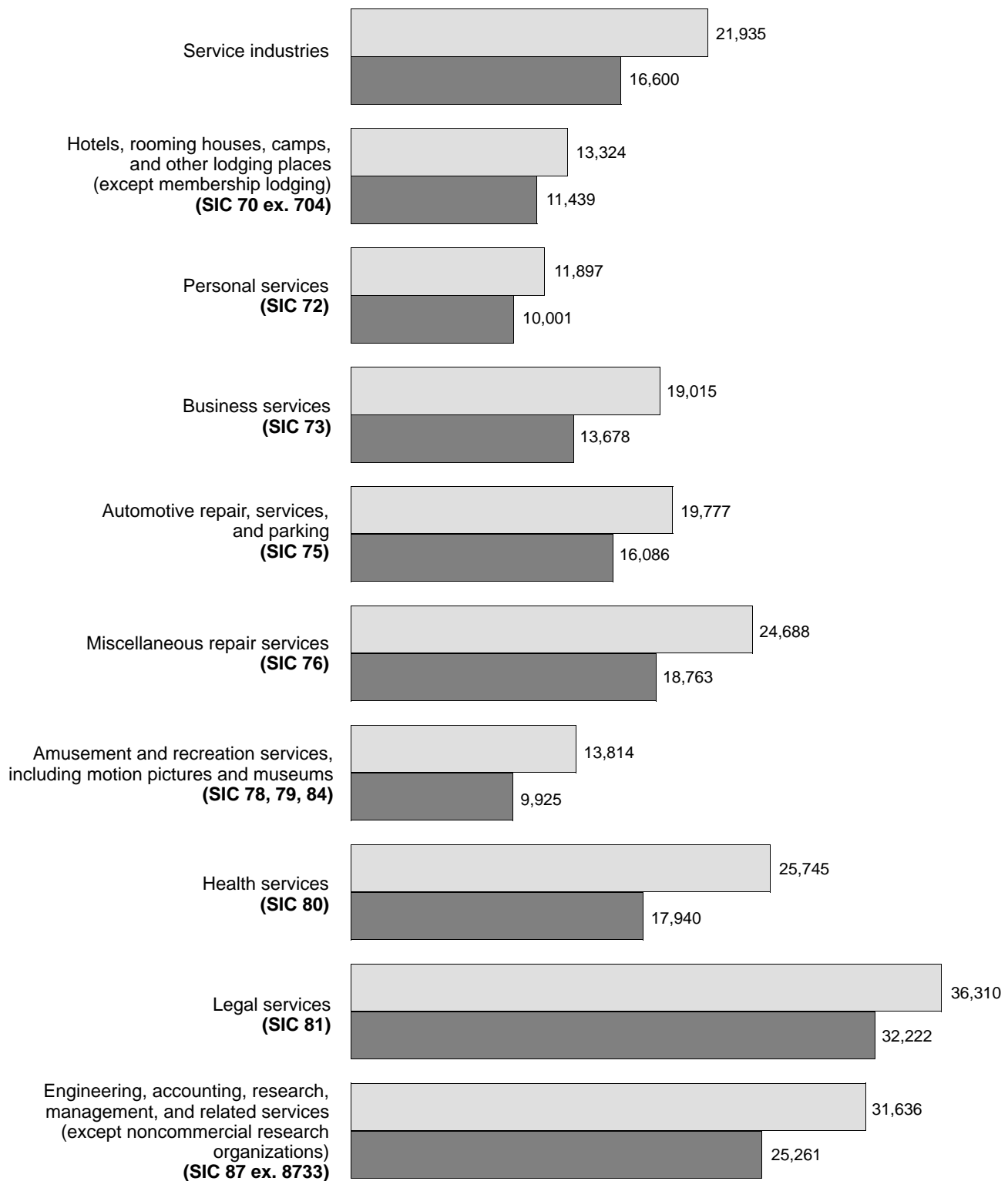




Table 1a. Summary Statistics for Firms Subject to Federal Income Tax for the State: 1992

[Includes only establishments with payroll. For meaning of abbreviations and symbols, see introductory text. For explanation of terms and comparability of 1987 and 1992 censuses, see appendix A]

SIC code	Kind of business or operation	Establishments (number)	Receipts (\$1,000)	Annual payroll (\$1,000)	First-quarter payroll (\$1,000)	Paid employees for pay period including March 12 (number)
	Total	7 649	3 663 632	1 412 840	312 189	64 411
70 ex. 704	Hotels, rooming houses, camps, and other lodging places (except membership lodging)	137	129 622	35 894	7 360	2 694
	Hotels and motels	117	126 244	35 214	7 298	2 637
7011	Hotels	63	98 818	28 417	6 110	2 133
7011 pt.	Hotels, 25 guestrooms or more	34	93 871	27 324	5 915	2 052
7011 pt.	Hotels, less than 25 guestrooms	29	4 947	1 093	195	81
7011 pt.	Hotels, motor hotels, and tourist courts	54	27 426	6 797	1 188	504
7011 pt.	Motels, tourist courts	42	14 272	3 516	580	241
7011 pt.	Motor hotels	12	13 154	3 281	608	263
702, 3	Other lodging places	20	3 378	680	62	57
702	Rooming and boarding houses	8	645	91	14	11
703	Camps and recreational vehicle parks	12	2 733	589	48	46
7032	Sporting and recreational camps	1	(D)	(D)	(D)	AA
7033	Recreational vehicle parks and campsites	11	(D)	(D)	(D)	BB
72	Personal services	1 014	182 481	61 197	14 140	5 144
721	Laundry, cleaning, and garment services	248	63 657	20 703	4 860	1 675
7211	Power laundries, family and commercial*	10	(D)	(D)	(D)	BB
7213	Linen supply*	8	17 135	6 567	1 473	375
7215	Coin-operated laundries and drycleaning	88	9 651	2 330	540	311
7215 pt.	Coin-operated laundries and drycleaning stores	84	9 251	2 261	524	297
7215 pt.	Coin-operated laundry routes	4	400	69	16	14
7216	Drycleaning plants, except rug cleaning*	82	17 081	6 525	1 514	560
7217	Carpet and upholstery cleaning	27	7 402	1 776	496	198
7218	Industrial laundries*	3	(D)	(D)	(D)	BB
7212, 9	Other laundry, cleaning, and garment services*	30	(D)	(D)	(D)	BB
7212	Garment pressing, and agents for laundries and drycleaners	9	(D)	(D)	(D)	BB
7219	Laundry and garment services, n.e.c.*	21	(D)	(D)	(D)	BB
722	Photographic studios, portrait	42	11 431	3 077	639	184
723, 4	Beauty and barber shops	523	44 488	18 682	4 407	1 712
723	Beauty shops	485	42 480	17 824	4 216	1 636
724	Barber shops	38	2 008	858	191	76
725	Shoe repair shops and shoeshine parlors	8	414	52	9	8
726	Funeral service and crematories	88	38 424	9 442	2 019	401
729	Miscellaneous personal services	105	24 067	9 241	2 206	1 164
7291	Tax return preparation services	14	2 563	1 216	554	385
7299	Miscellaneous personal services, n.e.c.	91	21 504	8 025	1 652	779
7299 pt.	Massage parlors, tanning salons, and saunas	19	1 067	328	61	41
7299 pt.	Other personal services	72	20 437	7 697	1 591	738
7299 pt.	Diet and weight reducing services	36	15 233	6 169	1 271	640
7299 pt.	Formal wear rental	15	(D)	(D)	(D)	BB
7299 pt.	Other personal services, n.e.c.	21	(D)	(D)	(D)	BB
73	Business services	1 268	800 988	348 454	74 170	18 325
731	Advertising	77	53 871	22 530	4 792	543
7311	Advertising agencies	67	46 535	20 804	4 425	494
7312	Outdoor advertising services	4	(D)	(D)	(D)	BB
7313	Radio, television, publishers' advertising representatives	3	(D)	(D)	(D)	AA
7313 pt.	Radio, television advertising representatives	—	—	—	—	—
7313 pt.	Publishers' advertising representatives	3	(D)	(D)	(D)	AA
7319	Advertising, n.e.c.	3	(D)	(D)	(D)	AA
732	Consumer credit reporting agencies, mercantile reporting agencies, and adjustment and collection agencies	15	12 224	3 469	805	161
7322	Adjustment and collection services	5	(D)	(D)	(D)	AA
7323	Credit reporting services	10	(D)	(D)	(D)	CC
733	Mailing, reproduction, commercial art and photography, and stenographic services	126	40 603	12 649	2 755	622
7331	Direct mail advertising services	7	(D)	(D)	(D)	CC
7331 pt.	Mailing list compilers, brokers, and managers	1	(D)	(D)	(D)	AA
7331 pt.	Direct mail advertising services, except mailing list services	6	(D)	(D)	(D)	BB
7334	Photocopying and duplicating services	21	(D)	(D)	(D)	CC
7334 pt.	Blueprinting and photocopying services	19	(D)	(D)	(D)	CC
7334 pt.	Duplicating services, except printing and photocopying	2	(D)	(D)	(D)	AA
7335, 6	Commercial photography, art, and graphics	73	15 890	4 849	1 022	177
7335	Commercial photography	20	3 634	838	187	38
7336	Commercial art and graphic design	53	12 246	4 011	835	139
7336 pt.	Commercial art	11	(D)	(D)	(D)	BB
7336 pt.	Graphic arts and related design	42	(D)	(D)	(D)	CC
7338	Secretarial and court reporting services	25	8 466	3 222	698	177
734	Services to dwellings and other buildings	282	66 634	31 107	7 094	3 120
7342	Disinfecting and pest control services	26	8 919	4 796	986	189
7349	Building cleaning and maintenance services, n.e.c.	256	57 715	26 311	6 108	2 931
735	Miscellaneous equipment rental and leasing	83	52 785	14 679	3 051	957
7352	Medical equipment rental and leasing	5	(D)	(D)	(D)	BB
7353	Heavy construction equipment rental and leasing	19	(D)	(D)	(D)	CC
7353 pt.	Rental and leasing of heavy construction equipment without operators	9	(D)	(D)	(D)	CC
7353 pt.	Rental and leasing of heavy construction equipment with operators	10	(D)	(D)	(D)	BB
7359	Equipment rental and leasing, n.e.c.	59	37 501	9 921	2 146	744
7359 pt.	Equipment rental	49	21 558	5 471	1 042	228
7359 pt.	Rent-to-own	16	(D)	(D)	(D)	BB
7359 pt.	Equipment rental, except rent-to-own	33	(D)	(D)	(D)	CC
7359 pt.	Equipment leasing, except finance leasing	10	15 943	4 450	1 104	516

Table 1a. Summary Statistics for Firms Subject to Federal Income Tax for the State: 1992—Con.

[Includes only establishments with payroll. For meaning of abbreviations and symbols, see introductory text. For explanation of terms and comparability of 1987 and 1992 censuses, see appendix A]

SIC code	Kind of business or operation	Establishments (number)	Receipts (\$1,000)	Annual payroll (\$1,000)	First-quarter payroll (\$1,000)	Paid employees for pay period including March 12 (number)
73	Business services—Con.					
736	Personnel supply services -----	162	186 510	125 230	23 296	7 122
7361	Employment agencies -----	69	18 288	10 535	1 741	843
7363	Help supply services -----	93	168 242	114 695	21 555	6 279
7363 pt.	Temporary help supply -----	73	(D)	(D)	(D)	HH
7363 pt.	Help supply, except temporary -----	20	(D)	(D)	(D)	GG
7363 pt.	Employee leasing -----	14	(D)	(D)	(D)	GG
7363 pt.	Other help supply services -----	6	(D)	(D)	(D)	FF
737	Computer programming, data processing, and other computer related services -----	199	209 567	80 783	17 911	2 033
7371, 2, 3	Computer programming, prepackaged software, and integrated systems -----	133	162 043	63 815	13 673	1 355
7371	Computer programming services -----	92	68 495	30 145	7 211	806
7372	Prepackaged software -----	23	78 488	27 685	5 122	380
7373	Computer integrated systems -----	18	15 060	5 985	1 340	169
7374, 5, 6	Data processing services -----	26	(D)	(D)	(D)	FF
7374, 5	Computer processing, information retrieval -----	22	28 917	10 016	2 508	453
7374	Computer processing and data preparation and processing services -----	22	28 917	10 016	2 508	453
7375	Information retrieval services -----	—	—	—	—	—
7376	Computer facilities management services -----	4	(D)	(D)	(D)	BB
7377, 8, 9	Computer rental and leasing, maintenance, and related services, n.e.c. -----	40	(D)	(D)	(D)	CC
7377	Computer rental and leasing -----	—	—	—	—	—
7378	Computer maintenance and repair -----	8	(D)	(D)	(D)	BB
7379	Computer related services, n.e.c. -----	32	(D)	(D)	(D)	CC
7379 pt.	Computer consultants -----	29	5 788	2 669	614	87
7379 pt.	Miscellaneous computer services, n.e.c. -----	3	(D)	(D)	(D)	BB
738	Miscellaneous business services -----	324	178 794	58 007	14 466	3 767
7381, 2	Detective agencies and protective services -----	69	39 273	20 074	5 232	1 557
7381	Detective, guard, and armored car services -----	53	27 046	15 401	4 142	1 303
7381 pt.	Detective agencies and guard services -----	51	(D)	(D)	(D)	GG
7381 pt.	Armored car services -----	2	(D)	(D)	(D)	BB
7382	Security systems services -----	16	12 227	4 673	1 090	254
7383	News syndicates -----	4	1 988	643	166	18
7384	Photofinishing laboratories* -----	26	10 543	3 585	868	179
7384 pt.	Photofinishing laboratories, except "one-hour" (mini) labs* -----	11	8 012	2 903	689	125
7384 pt.	One-hour (mini) photofinishing* -----	15	2 531	682	179	54
7389	Business services, n.e.c. -----	225	126 990	33 705	8 200	2 013
7389 pt.	Sign painting shops -----	14	2 260	485	110	27
7389 pt.	Interior designing -----	21	6 939	2 048	476	77
7389 pt.	Telephone answering services -----	16	2 903	1 458	344	140
7389 pt.	Other business services -----	174	114 888	29 714	7 270	1 769
7389 pt.	Water softening and conditioning services -----	6	(D)	(D)	(D)	BB
7389 pt.	Packaging and labeling services -----	19	(D)	(D)	(D)	FF
7389 pt.	Trading stamp services -----	—	—	—	—	—
7389 pt.	Miscellaneous business services -----	149	69 020	20 169	4 951	1 225
7389 pt.	Convention and trade show services -----	9	6 320	1 589	359	42
7389 pt.	Private mail centers -----	8	1 209	117	33	14
7389 pt.	Miscellaneous business services, n.e.c. -----	132	61 491	18 463	4 559	1 169
75	Automotive repair, services, and parking -----	701	249 021	52 963	12 756	2 678
751	Automotive rental and leasing, without drivers -----	42	75 640	9 941	2 271	492
7513	Truck rental and leasing, without drivers -----	13	(D)	(D)	(D)	CC
7513 pt.	Truck rental, without drivers -----	7	(D)	(D)	(D)	CC
7513 pt.	Truck leasing, except finance leasing -----	6	(D)	(D)	(D)	BB
7514, 5	Passenger car rental and leasing -----	27	38 272	5 329	1 164	275
7514	Passenger car rental -----	25	(D)	(D)	(D)	EE
7515	Passenger car leasing -----	2	(D)	(D)	(D)	AA
7519	Utility trailer and recreational vehicle rental -----	2	(D)	(D)	(D)	AA
752	Automobile parking -----	22	11 805	2 107	539	146
7521 pt.	Parking lots -----	16	(D)	(D)	(D)	BB
7521 pt.	Parking structures -----	6	(D)	(D)	(D)	BB
753	Automotive repair shops -----	563	146 256	37 721	9 164	1 783
7532	Top, body, and upholstery repair shops and paint shops -----	195	58 049	16 312	4 024	721
7532 pt.	Top and body repair shops -----	183	(D)	(D)	(D)	FF
7532 pt.	Paint shops -----	12	(D)	(D)	(D)	BB
7538	General automotive repair shops -----	262	55 070	12 660	3 055	651
7538 pt.	General automotive repair shops, except diesel -----	240	48 845	10 895	2 631	569
7538 pt.	Diesel repair shops -----	22	6 225	1 765	424	82
7533, 4, 6, 7, 9	Other automotive repair shops -----	106	33 137	8 749	2 085	411
7533	Automotive exhaust system repair shops -----	24	8 482	2 008	430	90
7534	Tire retreading and repair shops -----	6	767	161	43	14
7536	Automotive glass replacement shops -----	16	6 374	1 283	331	63
7537	Automotive transmission repair shops -----	19	5 349	1 812	467	90
7539	Automotive repair shops, n.e.c. -----	41	12 165	3 485	814	154
7539 pt.	Radiator repair -----	11	(D)	(D)	(D)	BB
7539 pt.	Brake, front end, and wheel alignment -----	10	5 183	1 690	375	65
7539 pt.	Automotive electrical and fuel system services -----	17	3 960	1 160	279	53
7539 pt.	Carburetor repair shops -----	3	(D)	(D)	(D)	AA
7539 pt.	Automotive electrical repair shops -----	14	(D)	(D)	(D)	BB
7539 pt.	Other automotive repair shops, n.e.c. -----	3	(D)	(D)	(D)	AA
754	Automotive services, except repair -----	74	15 320	3 194	782	257
7542	Carwashes -----	31	4 454	1 029	210	96
7549	Automotive services, except repair and carwashes -----	43	10 866	2 165	572	161
7549 pt.	Lubrication shops -----	14	4 552	1 170	302	91
7549 pt.	Other automotive services -----	29	6 314	995	270	70
7549 pt.	Towing services -----	24	2 669	751	210	60
7549 pt.	Other automotive services, n.e.c. -----	5	3 645	244	60	10

Table 1a. Summary Statistics for Firms Subject to Federal Income Tax for the State: 1992—Con.

[Includes only establishments with payroll. For meaning of abbreviations and symbols, see introductory text. For explanation of terms and comparability of 1987 and 1992 censuses, see appendix A]

SIC code	Kind of business or operation	Establishments (number)	Receipts (\$1,000)	Annual payroll (\$1,000)	First-quarter payroll (\$1,000)	Paid employees for pay period including March 12 (number)
76	Miscellaneous repair services -----	289	107 710	34 785	8 019	1 409
762	Electrical repair shops -----	73	33 435	12 807	2 978	550
7622	Radio and television repair shops -----	22	5 866	1 842	456	94
7623, 9	Other electrical and electronic repair shops -----	51	27 569	10 965	2 522	456
7623	Refrigeration and air-conditioning service and repair shops -----	13	5 635	1 512	381	58
7629	Electrical and electronic repair shops, n.e.c. -----	38	21 934	9 453	2 141	398
763	Watch, clock, and jewelry repair -----	15	(D)	(D)	(D)	BB
764	Reupholstery and furniture repair -----	35	3 842	1 038	213	68
769	Miscellaneous repair and related services -----	166	(D)	(D)	(D)	FF
7692	Welding repair -----	25	5 674	1 982	397	84
7694	Armature rewinding shops -----	6	(D)	(D)	(D)	CC
7699	Repair shops and related services, n.e.c. -----	135	(D)	(D)	(D)	FF
7699 pt.	Farm machinery and equipment repair -----	2	(D)	(D)	(D)	AA
7699 pt.	Lawnmower and other small gasoline engine repair -----	6	(D)	(D)	(D)	AA
7699 pt.	Sewer and septic tank cleaning services -----	15	4 077	1 271	280	53
7699 pt.	Other repair and related services, n.e.c. -----	112	46 043	12 916	3 088	492
78, 79, 84	Amusement and recreation services, including motion pictures and museums -----	424	197 475	53 514	10 215	3 874
781, 2	Motion picture production, distribution, and services -----	16	(D)	(D)	(D)	BB
7812 pt.	Motion picture production, except for television -----	8	(D)	(D)	(D)	AA
7812 pt.	Motion picture and tape production for television -----	1	(D)	(D)	(D)	AA
7819	Services allied to motion picture production -----	4	(D)	(D)	(D)	AA
7822 pt.	Motion picture film and tape distributors -----	3	(D)	(D)	(D)	BB
7822 pt.	Motion picture film exchanges -----	1	(D)	(D)	(D)	AA
7822 pt.	Video tape wholesalers -----	2	(D)	(D)	(D)	BB
7822 pt.	Film and tape distribution for television -----	—	—	—	—	—
7829	Services allied to motion picture distribution -----	—	—	—	—	—
783	Motion picture theaters -----	24	17 523	2 843	600	364
7832	Motion picture theaters, except drive-in -----	22	(D)	(D)	(D)	EE
7833	Drive-in motion picture theaters -----	2	(D)	(D)	(D)	BB
784	Video tape rental -----	76	14 523	2 841	705	324
792	Theatrical producers (except motion picture), bands, orchestras, and entertainers -----	27	7 952	1 586	291	155
7922	Theatrical producers (except motion picture) and miscellaneous theatrical services -----	13	6 381	1 132	201	103
7922 pt.	Producers of live theatrical productions -----	5	3 567	563	106	82
7922 pt.	Producers of radio and television shows, except tape producers -----	—	—	—	—	—
7922 pt.	Artists' and entertainers' managers or agents, concert bureaus, booking agents -----	5	(D)	(D)	(D)	AA
7922 pt.	Other theatrical services -----	3	(D)	(D)	(D)	AA
7929	Bands, orchestras, actors, and other entertainers and entertainment groups -----	14	1 571	454	90	52
7929 pt.	Dance groups and artists -----	—	—	—	—	—
7929 pt.	Symphony orchestras, opera companies, and chamber music organizations -----	—	—	—	—	—
7929 pt.	Other music and entertainment presentations -----	14	1 571	454	90	52
7929 pt.	Other music groups and artists -----	7	778	258	23	14
7929 pt.	Other entertainers and entertainment groups -----	7	793	196	67	38
793	Bowling centers -----	19	(D)	(D)	(D)	EE
79 ex. 792, 3, 84	Commercial sports and other amusement and recreation services, including museums -----	262	133 535	40 982	7 387	2 602
794	Commercial sports -----	15	(D)	(D)	(D)	FF
7941	Professional sports clubs, managers, promoters -----	1	(D)	(D)	(D)	AA
7941 pt.	Baseball clubs -----	1	(D)	(D)	(D)	AA
7941 pt.	Football clubs -----	—	—	—	—	—
7941 pt.	Other professional sports clubs -----	—	—	—	—	—
7941 pt.	Managers and promoters -----	—	—	—	—	—
7948	Racing, including track operation -----	14	(D)	(D)	(D)	FF
7948 pt.	Auto racetrack operation -----	—	—	—	—	—
7948 pt.	Horse racetrack operation -----	—	—	—	—	—
7948 pt.	Dog racetrack operation -----	1	(D)	(D)	(D)	FF
7948 pt.	Racing stables and racing, n.e.c. -----	13	(D)	(D)	(D)	BB
79 ex. 792, 3, 4, 84	Other amusement and recreation services, including museums -----	247	(D)	(D)	(D)	GG
791	Dance studios, schools, and halls -----	34	3 310	1 197	297	167
7911	Physical fitness facilities -----	45	12 790	3 764	987	477
7911 pt.	Physical fitness centers, except gymnasiums and athletic clubs -----	35	9 987	2 966	762	354
7911 pt.	Gymnasiums and athletic clubs -----	10	2 803	798	225	123
7992	Public golf courses -----	17	7 503	2 056	218	79
7993	Coin-operated amusement devices -----	18	6 571	1 413	351	95
7996	Amusement parks -----	7	(D)	(D)	(D)	CC
7997	Membership sports and recreation clubs -----	39	25 502	9 866	1 537	536
7999, 84	Amusement and recreation services, including museums, n.e.c. -----	87	(D)	(D)	(D)	FF
7999 pt.	Concession operators of amusement devices and rides -----	3	(D)	(D)	(D)	AA
7999 pt.	Carnivals, circuses, and fairs -----	1	(D)	(D)	(D)	AA
7999 pt.	Carnivals and circuses -----	1	(D)	(D)	(D)	AA
7999 pt., 84	Fairs -----	—	—	—	—	—
7999 pt., 84	Other recreation and amusements, including museums -----	83	28 500	8 062	1 256	529
84	Museums, art galleries, and botanical and zoological gardens -----	5	4 713	1 200	164	72
841	Museums and art galleries -----	4	(D)	(D)	(D)	BB
842	Arboreta and botanical or zoological gardens -----	1	(D)	(D)	(D)	BB
7999 pt.	Roller skating rinks -----	5	(D)	(D)	(D)	BB
7999 pt.	Ice skating rinks -----	1	(D)	(D)	(D)	AA
7999 pt.	Other amusement and recreation services, n.e.c. -----	72	(D)	(D)	(D)	EE

Table 1a. Summary Statistics for Firms Subject to Federal Income Tax for the State: 1992—Con.

[Includes only establishments with payroll. For meaning of abbreviations and symbols, see introductory text. For explanation of terms and comparability of 1987 and 1992 censuses, see appendix A]

SIC code	Kind of business or operation	Establishments (number)	Receipts (\$1,000)	Annual payroll (\$1,000)	First-quarter payroll (\$1,000)	Paid employees for pay period including March 12 (number)
80	Health services	1 898	1 060 124	467 650	104 907	18 165
801	Offices and clinics of doctors of medicine	889	458 399	215 374	45 102	4 892
8011 pt.	Offices of doctors of medicine	877	445 344	210 382	43 858	4 682
8011 pt.	General medical clinics	12	13 055	4 992	1 244	210
802	Offices and clinics of dentists	406	148 838	56 282	12 701	2 278
8021 pt.	Offices of dentists	403	(D)	(D)	(D)	GG
8021 pt.	Dental clinics	3	(D)	(D)	(D)	BB
803	Offices and clinics of doctors of osteopathy	55	16 940	7 675	1 773	228
8031 pt.	Offices of osteopathic physicians	54	(D)	(D)	(D)	CC
8031 pt.	Osteopathic clinics	1	(D)	(D)	(D)	AA
804	Offices and clinics of other health practitioners	267	66 914	20 065	4 755	974
8041	Offices and clinics of chiropractors	79	17 967	5 322	1 108	220
8042	Offices and clinics of optometrists	72	21 103	4 638	1 117	285
8043	Offices and clinics of podiatrists	50	11 842	3 808	898	183
8049	Offices and clinics of health practitioners, n.e.c.	66	16 002	6 297	1 632	286
805	Nursing and personal care facilities	91	238 765	117 485	28 547	7 401
8051	Skilled nursing care facilities	72	223 466	111 829	26 551	6 912
8052	Intermediate care facilities	17	(D)	(D)	(D)	EE
8059	Nursing and personal care facilities, n.e.c.	2	(D)	(D)	(D)	CC
806	Hospitals	—	—	—	—	—
8062	General medical and surgical hospitals	—	—	—	—	—
8063, 9	Specialty hospitals	—	—	—	—	—
8063	Psychiatric hospitals	—	—	—	—	—
8069	Specialty hospitals, except psychiatric	—	—	—	—	—
807, 8, 9	Other health services	190	130 268	50 769	12 029	2 392
807	Medical and dental laboratories	123	69 162	29 710	7 036	993
8071	Medical laboratories	92	61 561	26 084	5 798	873
8072	Dental laboratories	31	7 601	3 626	1 238	120
808	Home health care services	25	19 907	9 444	2 313	843
809	Miscellaneous health and allied services, n.e.c.	42	41 199	11 615	2 680	556
8092	Kidney dialysis centers	2	(D)	(D)	(D)	BB
8093	Specialty outpatient facilities, n.e.c.	26	15 412	6 924	1 609	289
8099	Health and allied services, n.e.c.	14	(D)	(D)	(D)	CC
81	Legal services	686	367 629	126 576	26 405	3 486
823, 4, 9	Selected educational services	50	20 383	6 235	1 532	369
823	Libraries	—	—	—	—	—
824	Vocational schools	26	16 686	5 055	1 259	268
8243	Data processing schools	6	975	316	59	24
8244	Business and secretarial schools	5	5 278	1 739	427	100
8249	Vocational schools, n.e.c.	15	10 433	3 000	773	144
829	Schools and educational services, n.e.c.	24	3 697	1 180	273	101
83	Social services	231	48 392	20 886	5 405	1 824
835	Child day care services	163	20 306	10 032	2 533	1 070
832, 3, 6, 9	Other social services	68	28 086	10 854	2 872	754
832	Individual and family social services	26	(D)	(D)	(D)	BB
833	Job training and vocational rehabilitation services	7	(D)	(D)	(D)	BB
836	Residential care	27	21 511	8 123	2 198	601
839	Social services, n.e.c.	8	(D)	(D)	(D)	BB
87 ex. 8733	Engineering, accounting, research, management, and related services (except noncommercial research organizations)	887	479 703	197 157	45 886	6 232
871	Engineering, architectural, and surveying services	279	223 392	94 496	21 827	2 678
8711	Engineering services	181	192 612	81 574	18 957	2 264
8712	Architectural services	68	24 840	9 951	2 329	291
8713	Surveying services	30	5 940	2 971	541	123
872	Accounting, auditing, and bookkeeping services	331	122 877	46 740	11 635	1 872
873 ex. 8733	Research, development, and testing services (except noncommercial research organizations)	43	28 948	13 886	2 934	429
8731	Commercial physical and biological research	15	13 370	7 804	1 515	174
8731 pt.	Commercial physical research	9	6 444	3 150	741	106
8731 pt.	Commercial medical and biological research	6	6 926	4 654	774	68
8732	Commercial economic, sociological, and educational research	15	(D)	(D)	(D)	CC
8734	Testing laboratories	13	(D)	(D)	(D)	CC
874	Management and public relations services	234	104 486	42 035	9 490	1 253
8741	Management services	63	29 150	12 492	2 783	371
8742	Management consulting services	110	51 378	20 766	4 655	556
8743	Public relations services	19	5 979	1 727	381	49
8744	Facilities support management services	6	3 847	1 697	403	42
8748	Business consulting services, n.e.c.	36	14 132	5 353	1 268	235
89	Services, n.e.c.	64	20 104	7 529	1 394	211
8999 pt.	Scientific and related consulting services, except environmental	10	3 823	2 218	453	49
8999 pt.	Other services	54	16 281	5 311	941	162
8999 pt.	Environmental consulting	21	10 184	2 971	667	94
8999 pt.	Authors, composers, and other arts-related services	8	2 425	1 295	71	17
8999 pt.	Other services, n.e.c.	25	3 672	1 045	203	51

Table 1b. Summary Statistics for Firms Exempt From Federal Income Tax for the State: 1992

[Includes only establishments with payroll. For meaning of abbreviations and symbols, see introductory text. For explanation of terms and comparability of 1987 and 1992 censuses, see appendix A]

SIC code	Kind of business or operation	Establishments (number)	Revenue (\$1,000)	Annual payroll (\$1,000)	First-quarter payroll (\$1,000)	Paid employees for pay period including March 12 (number)
	Total	1 130	2 216 597	1 002 775	245 512	42 748
7032, 704	Camps and membership lodging	21	(D)	(D)	(D)	BB
7032	Sporting and recreational camps	6	(D)	(D)	(D)	BB
704	Organization hotels and lodging houses, on membership basis	15	(D)	(D)	(D)	AA
792, 7991 pt., 7997, 7999 pt., 84	Selected amusement, recreation, and related services	91	43 860	16 064	2 940	1 001
792	Theatrical producers (except motion picture), bands, orchestras, and entertainers	18	(D)	(D)	(D)	EE
7922	Theatrical producers (except motion picture) and miscellaneous theatrical services	9	4 555	2 204	565	129
7922 pt.	Producers of live theatrical productions	7	(D)	(D)	(D)	CC
7922 pt.	Producers of radio and television shows, except tape	—	—	—	—	—
7922 pt.	Artists' and entertainers' managers or agents, concert bureaus, booking agents	1	(D)	(D)	(D)	AA
7922 pt.	Other theatrical services	1	(D)	(D)	(D)	AA
7929	Bands, orchestras, actors, and other entertainers and entertainment groups	9	(D)	(D)	(D)	CC
7929 pt.	Dance groups and artists	3	(D)	(D)	(D)	AA
7929 pt.	Symphony orchestras, opera companies, and chamber music organizations	2	(D)	(D)	(D)	CC
7929 pt.	Other music groups and artists	4	(D)	(D)	(D)	AA
7929 pt.	Other entertainers and entertainment groups	—	—	—	—	—
7991 pt., 7997	Gymnasiums, athletic clubs, and membership sports and recreation clubs	46	25 754	9 442	1 605	401
7991 pt.	Gymnasiums and athletic clubs	—	—	—	—	—
7997	Membership sports and recreation clubs	46	25 754	9 442	1 605	401
7999 pt.	Fairs	1	(D)	(D)	(D)	AA
84	Museums, art galleries, and botanical and zoological gardens	26	10 994	3 465	511	310
841	Museums and art galleries	26	10 994	3 465	511	310
842	Arboreta and botanical or zoological gardens	—	—	—	—	—
8011 pt.; 8021 pt.; 805, 6, 8, 9	Selected health services	170	1 557 262	808 924	199 747	29 673
8011 pt., 8021 pt.	Clinics of doctors of medicine and dentists	23	(D)	(D)	(D)	FF
8011 pt.	General medical clinics	23	(D)	(D)	(D)	FF
8021 pt.	Dental clinics	—	—	—	—	—
805	Nursing and personal care facilities	72	118 615	60 205	14 518	3 665
8051	Skilled nursing care facilities	21	81 061	45 069	10 795	2 595
8052	Intermediate care facilities	48	(D)	(D)	(D)	GG
8059	Nursing and personal care facilities, n.e.c.	3	(D)	(D)	(D)	AA
806	Hospitals	21	1 257 773	664 173	164 587	22 678
8062	General medical and surgical hospitals	16	1 071 723	564 723	140 193	19 162
8062 pt.	General medical and surgical hospitals, nongovernment	13	942 861	495 722	123 093	17 007
8062 pt.	General medical and surgical hospitals, government	3	128 862	69 001	17 100	2 155
8063, 9	Specialty hospitals	5	186 050	99 450	24 394	3 516
8063	Psychiatric hospitals	3	(D)	(D)	(D)	GG
8063 pt.	Psychiatric hospitals, nongovernment	2	(D)	(D)	(D)	FF
8063 pt.	Psychiatric hospitals, government	1	(D)	(D)	(D)	EE
8069	Specialty hospitals, except psychiatric	2	(D)	(D)	(D)	GG
8069 pt.	Specialty hospitals, except psychiatric; nongovernment	1	(D)	(D)	(D)	GG
8069 pt.	Specialty hospitals, except psychiatric; government	1	(D)	(D)	(D)	EE
808, 9	Other health services	54	(D)	(D)	(D)	HH
808	Home health care services	20	61 593	33 839	8 654	1 501
809	Miscellaneous health and allied services, n.e.c.	34	(D)	(D)	(D)	GG
8092	Kidney dialysis centers	2	(D)	(D)	(D)	BB
8093	Specialty outpatient facilities, n.e.c.	2	(D)	(D)	(D)	FF
8099	Health and allied services, n.e.c.	4	(D)	(D)	(D)	EE
8111 pt.	Legal aid societies and similar legal services	6	(D)	(D)	(D)	BB
823, 4, 9	Selected educational services	48	12 719	3 960	912	298
823	Libraries	19	(D)	(D)	(D)	CC
824	Vocational schools	5	1 112	428	109	23
8243	Data processing schools	—	—	—	—	—
8244	Business and secretarial schools	—	—	—	—	—
8249	Vocational schools, n.e.c.	5	1 112	428	109	23
829	Schools and educational services, n.e.c.	24	(D)	(D)	(D)	BB
83	Social services	419	421 948	116 971	28 462	8 208
835	Child day care services	56	15 415	8 664	2 391	670
832, 3, 6, 9	Other social services	363	406 533	108 307	26 071	7 538
832	Individual and family social services	124	101 564	36 677	9 032	2 373
833	Job training and vocational rehabilitation services	34	38 569	22 048	5 437	2 487
836	Residential care	119	55 956	27 234	6 458	1 635
839	Social services, n.e.c.	86	210 444	22 348	5 144	1 043
861, 2, 4, 9	Selected membership organizations	351	157 554	46 787	11 169	3 156
861	Business associations	51	30 836	6 973	1 687	226
864	Civic, social, and fraternal associations	223	62 625	21 005	4 944	2 028
862, 9	Other membership organizations	77	64 093	18 809	4 538	902
862	Professional membership organizations	23	25 675	7 305	1 731	273
869	Membership organizations, n.e.c.	54	38 418	11 504	2 807	629

Table 1b. Summary Statistics for Firms Exempt From Federal Income Tax for the State: 1992—Con.

[Includes only establishments with payroll. For meaning of abbreviations and symbols, see introductory text. For explanation of terms and comparability of 1987 and 1992 censuses, see appendix A]

SIC code	Kind of business or operation	Establishments (number)	Revenue (\$1,000)	Annual payroll (\$1,000)	First-quarter payroll (\$1,000)	Paid employees for pay period including March 12 (number)
873, 4 ex. 8744	Research, testing, and consulting services, except facilities support management services -----	24	14 963	7 714	1 829	290
873	Research, development, and testing services -----	16	12 628	7 183	1 714	269
8731	Commercial physical and biological research -----	4	1 942	915	301	35
8732	Commercial economic, sociological, and educational research -----	3	(D)	(D)	(D)	AA
8733	Noncommercial research organizations -----	7	(D)	(D)	(D)	CC
8734	Testing laboratories -----	2	(D)	(D)	(D)	AA
874 ex. 8744	Management and public relations services, except facilities support management services -----	8	2 335	531	115	21
8741	Management services -----	—	—	—	—	—
8742	Management consulting services -----	2	(D)	(D)	(D)	AA
8743	Public relations services -----	1	(D)	(D)	(D)	AA
8748	Business consulting services, n.e.c. -----	5	2 129	456	100	18

Table 2a. Selected Ratios for Firms Subject to Federal Income Tax for the State: 1992

[Includes only establishments with payroll. For meaning of abbreviations and symbols, see introductory text. For explanation of terms and comparability of 1987 and 1992 censuses, see appendix A]

SIC code	Kind of business or operation	Receipts		Annual payroll per employee ¹ (dollars)	Employees per establishment ¹ (number)
		Per establishment (dollars)	Per employee ¹ (dollars)		
	Total -----	478 969	56 879	21 935	8
70 ex. 704	Hotels, rooming houses, camps, and other lodging places (except membership lodging) -----	946 146	48 115	13 324	20
7011	Hotels and motels -----	1 079 009	47 874	13 354	23
7011 pt.	Hotels -----	1 568 540	46 328	13 323	34
7011 pt.	Hotels, 25 guestrooms or more -----	2 760 912	45 746	13 316	60
7011 pt.	Hotels, less than 25 guestrooms -----	170 586	61 074	13 494	3
7011 pt.	Motels, motor hotels, and tourist courts -----	507 889	54 417	13 486	9
7011 pt.	Motels, tourist courts -----	339 810	59 220	14 589	6
7011 pt.	Motor hotels -----	1 096 167	50 015	12 475	22
702, 3	Other lodging places -----	168 900	59 263	11 930	3
702	Rooming and boarding houses -----	80 625	58 636	8 273	1
703	Camps and recreational vehicle parks -----	227 750	59 413	12 804	4
72	Personal services -----	179 962	35 475	11 897	5
721	Laundry, cleaning, and garment services -----	256 681	38 004	12 360	7
7211	Power laundries, family and commercial* -----	(D)	(D)	(D)	(D)
7213	Linen supply* -----	2 141 875	45 693	17 512	47
7215	Coin-operated laundries and drycleaning -----	109 670	31 032	7 492	4
7216	Drycleaning plants, except rug cleaning* -----	208 305	30 502	11 652	7
7217	Carpet and upholstery cleaning -----	274 148	37 384	8 970	7
7218	Industrial laundriers* -----	(D)	(D)	(D)	(D)
7212, 9	Other laundry, cleaning, and garment services* -----	(D)	(D)	(D)	(D)
7212	Garment pressing, and agents for laundries and drycleaners -----	(D)	(D)	(D)	(D)
7219	Laundry and garment services, n.e.c.* -----	(D)	(D)	(D)	(D)
722	Photographic studios, portrait -----	272 167	62 125	16 723	4
723, 4	Beauty and barber shops -----	85 063	25 986	10 912	3
723	Beauty shops -----	87 588	25 966	10 895	3
724	Barber shops -----	52 842	26 421	11 289	2
725	Shoe repair shops and shoeshine parlors -----	51 750	51 750	6 500	1
726	Funeral service and crematories -----	436 636	95 820	23 546	5
729	Miscellaneous personal services -----	229 210	20 676	7 939	11
7291	Tax return preparation services -----	183 071	6 657	3 158	28
7299	Miscellaneous personal services, n.e.c. -----	236 308	27 605	10 302	9
73	Business services -----	631 694	43 710	19 015	14
731	Advertising -----	699 623	99 210	41 492	7
7311	Advertising agencies -----	694 552	94 200	42 113	7
7312	Outdoor advertising services -----	(D)	(D)	(D)	(D)
7313	Radio, television, publishers' advertising representatives -----	(D)	(D)	(D)	(D)
7319	Advertising, n.e.c. -----	(D)	(D)	(D)	(D)
732	Consumer credit reporting agencies, mercantile reporting agencies, and adjustment and collection agencies -----	814 933	75 925	21 547	11
7322	Adjustment and collection services -----	(D)	(D)	(D)	(D)
7323	Credit reporting services -----	(D)	(D)	(D)	(D)
733	Mailing, reproduction, commercial art and photography, and stenographic services -----	322 246	65 278	20 336	5
7331	Direct mail advertising services -----	(D)	(D)	(D)	(D)
7334	Photocopying and duplicating services -----	(D)	(D)	(D)	(D)
7335, 6	Commercial photography, art, and graphics -----	217 534	89 718	27 395	2
7335	Commercial photography -----	181 700	95 632	22 053	2
7336	Commercial art and graphic design -----	231 057	88 101	28 856	3
7338	Secretarial and court reporting services -----	338 640	47 831	18 203	7
734	Services to dwellings and other buildings -----	236 291	21 357	9 970	11
7342	Disinfecting and pest control services -----	343 038	47 190	25 376	7
7349	Building cleaning and maintenance services, n.e.c. -----	225 449	19 691	8 977	11

See footnotes at end of table.

Table 2a. **Selected Ratios for Firms Subject to Federal Income Tax for the State: 1992** — Con.

[Includes only establishments with payroll. For meaning of abbreviations and symbols, see introductory text. For explanation of terms and comparability of 1987 and 1992 censuses, see appendix A]

SIC code	Kind of business or operation	Receipts		Annual payroll per employee ¹ (dollars)	Employees per establishment ¹ (number)
		Per establishment (dollars)	Per employee ¹ (dollars)		
73	Business services—Con.				
735	Miscellaneous equipment rental and leasing -----	635 964	55 157	15 339	12
7352	Medical equipment rental and leasing -----	(D)	(D)	(D)	(D)
7353	Heavy construction equipment rental and leasing -----	(D)	(D)	(D)	(D)
7359	Equipment rental and leasing, n.e.c. -----	635 610	50 405	13 335	13
736	Personnel supply services -----	1 151 296	26 188	17 584	44
7361	Employment agencies -----	264 754	21 670	12 497	12
7363	Help supply services -----	1 809 054	26 794	18 266	68
7363 pt.	Temporary help supply -----	(D)	(D)	(D)	(D)
7363 pt.	Help supply, except temporary -----	(D)	(D)	(D)	(D)
737	Computer programming, data processing, and other computer related services -----	1 053 101	103 083	39 736	10
7371, 2, 3	Computer programming, prepackaged software, and integrated systems -----	1 218 368	119 589	47 096	10
7371	Computer programming services -----	744 511	84 981	37 401	9
7372	Prepackaged software -----	3 412 522	206 547	72 855	17
7373	Computer integrated systems -----	836 667	89 112	35 414	9
7374, 5, 6	Data processing services -----	(D)	(D)	(D)	(D)
7374, 5	Computer processing, information retrieval -----	1 314 409	63 834	22 110	21
7376, 5	Computer facilities management services -----	(D)	(D)	(D)	(D)
7377, 8, 9	Computer rental and leasing, maintenance, and related services, n.e.c. -----	(D)	(D)	(D)	(D)
7377	Computer rental and leasing -----	(D)	(D)	(D)	(D)
7378	Computer maintenance and repair -----	(D)	(D)	(D)	(D)
7379	Computer related services, n.e.c. -----	(D)	(D)	(D)	(D)
738	Miscellaneous business services -----	551 833	47 463	15 399	12
7381, 2	Detective agencies and protective services -----	569 174	25 224	12 893	23
7381	Detective, guard, and armored car services -----	510 302	20 757	11 820	25
7382	Security systems services -----	764 188	48 138	18 398	16
7383	News syndicates -----	497 000	110 444	35 722	5
7384	Photofinishing laboratories* -----	405 500	58 899	20 028	7
7389	Business services, n.e.c. -----	564 400	63 085	16 744	9
7389 pt.	Sign painting shops -----	161 429	83 704	17 963	2
7389 pt.	Interior designing -----	330 429	90 117	26 597	4
7389 pt.	Telephone answering services -----	181 438	20 736	10 414	9
7389 pt.	Other business services -----	660 276	64 945	16 797	10
75	Automotive repair, services, and parking -----	355 237	92 988	19 777	4
751	Automotive rental and leasing, without drivers -----	1 800 952	153 740	20 205	12
7513	Truck rental and leasing, without drivers -----	(D)	(D)	(D)	(D)
7514, 5	Passenger car rental and leasing -----	1 417 481	139 171	19 378	10
7514	Passenger car rental -----	(D)	(D)	(D)	(D)
7515	Passenger car leasing -----	(D)	(D)	(D)	(D)
7519	Utility trailer and recreational vehicle rental -----	(D)	(D)	(D)	(D)
752	Automobile parking -----	536 591	80 856	14 432	7
753	Automotive repair shops -----	259 780	82 028	21 156	3
7532	Top, body, and upholstery repair shops and paint shops -----	297 687	80 512	22 624	4
7532 pt.	Top and body repair shops -----	(D)	(D)	(D)	(D)
7532 pt.	Paint shops -----	(D)	(D)	(D)	(D)
7538	General automotive repair shops -----	210 191	84 593	19 447	2
7538 pt.	General automotive repair shops, except diesel -----	203 521	85 844	19 148	2
7538 pt.	Diesel repair shops -----	282 955	75 915	21 524	4
7533, 4, 6, 7, 9	Other automotive repair shops -----	312 613	80 625	21 287	4
7533	Automotive exhaust system repair shops -----	353 417	94 244	22 311	4
7534	Tire retreading and repair shops -----	127 833	54 786	11 500	2
7536	Automotive glass replacement shops -----	398 375	101 175	20 365	4
7537	Automotive transmission repair shops -----	281 526	59 433	20 133	5
7539	Automotive repair shops, n.e.c. -----	296 707	78 994	22 630	4
7539 pt.	Radiator repair -----	(D)	(D)	(D)	(D)
7539 pt.	Brake, front end, and wheel alignment -----	518 300	79 738	26 000	7
7539 pt.	Automotive electrical and fuel system services -----	232 941	74 717	21 887	3
7539 pt.	Other automotive repair shops, n.e.c. -----	(D)	(D)	(D)	(D)
754	Automotive services, except repair -----	207 027	59 611	12 428	3
7542	Carwashes -----	143 677	46 396	10 719	3
7549	Automotive services, except repair and carwashes -----	252 698	67 491	13 447	4
76	Miscellaneous repair services -----	372 699	76 444	24 688	5
762	Electrical repair shops -----	458 014	60 791	23 285	8
7622	Radio and television repair shops -----	266 636	62 404	19 596	4
7623, 9	Other electrical and electronic repair shops -----	540 569	60 458	24 046	9
7623	Refrigeration and air-conditioning service and repair shops -----	433 462	97 155	26 069	4
7629	Electrical and electronic repair shops, n.e.c. -----	577 211	55 111	23 751	10
763	Watch, clock, and jewelry repair -----	(D)	(D)	(D)	(D)
764	Reupholstery and furniture repair -----	109 771	56 500	15 265	2
769	Miscellaneous repair and related services -----	(D)	(D)	(D)	(D)
7692	Welding repair -----	226 960	67 548	23 595	3
7694	Armature rewinding shops -----	(D)	(D)	(D)	(D)
7699	Repair shops and related services, n.e.c. -----	(D)	(D)	(D)	(D)
78, 79, 84	Amusement and recreation services, including motion pictures and museums -----	465 743	50 974	13 814	9
781, 2	Motion picture production, distribution, and services -----	(D)	(D)	(D)	(D)
783	Motion picture theaters -----	730 125	48 140	7 810	15
7832	Motion picture theaters, except drive-in -----	(D)	(D)	(D)	(D)
7833	Drive-in motion picture theaters -----	(D)	(D)	(D)	(D)
784	Video tape rental -----	191 092	44 824	8 769	4

See footnotes at end of table.

SERVICE INDUSTRIES—GEOGRAPHIC AREA SERIES

RHODE ISLAND RI-13

Table 2a. **Selected Ratios for Firms Subject to Federal Income Tax for the State: 1992** — Con.

[Includes only establishments with payroll. For meaning of abbreviations and symbols, see introductory text. For explanation of terms and comparability of 1987 and 1992 censuses, see appendix A]

SIC code	Kind of business or operation	Receipts		Annual payroll per employee ¹ (dollars)	Employees per establishment ¹ (number)
		Per establishment (dollars)	Per employee ¹ (dollars)		
78, 79, 84	Amusement and recreation services, including motion pictures and museums—Con.				
792	Theatrical producers (except motion picture), bands, orchestras, and entertainers -----	294 519	51 303	10 232	6
7922	Theatrical producers (except motion picture) and miscellaneous theatrical services -----	490 846	61 951	10 990	8
7929	Bands, orchestras, actors, and other entertainers and entertainment groups -----	112 214	30 212	8 731	4
793	Bowling centers -----	(D)	(D)	(D)	(D)
79 ex. 792, 3, 4	Commercial sports and other amusement and recreation services, including museums -----	509 676	51 320	15 750	10
794	Commercial sports -----	(D)	(D)	(D)	(D)
7941	Professional sports clubs, managers, promoters -----	(D)	(D)	(D)	(D)
7948	Racing, including track operation -----	(D)	(D)	(D)	(D)
79 ex. 792, 3, 4; 84	Other amusement and recreation services, including museums -----	(D)	(D)	(D)	(D)
791	Dance studios, schools, and halls -----	97 353	19 820	7 168	5
7991	Physical fitness facilities -----	284 222	26 813	7 891	11
7992	Public golf courses -----	441 353	94 975	26 025	5
7993	Coin-operated amusement devices -----	365 056	69 168	14 874	5
7996	Amusement parks -----	(D)	(D)	(D)	(D)
7997	Membership sports and recreation clubs -----	653 897	47 578	18 407	14
7999, 84	Amusement and recreation services, including museums, n.e.c. -----	(D)	(D)	(D)	(D)
7999 pt.	Concession operators of amusement devices and rides -----	(D)	(D)	(D)	(D)
7999 pt.	Carnivals, circuses, and fairs -----	(D)	(D)	(D)	(D)
7999 pt., 84	Other recreation and amusements, including museums -----	343 373	53 875	15 240	6
80	Health services -----	558 548	58 361	25 745	10
801	Offices and clinics of doctors of medicine -----	515 634	93 704	44 026	6
8011 pt.	Offices of doctors of medicine -----	507 804	95 118	44 934	5
8011 pt.	General medical clinics -----	1 087 917	62 167	23 771	18
802	Offices and clinics of dentists -----	366 596	65 337	24 707	6
803	Offices and clinics of doctors of osteopathy -----	308 000	74 298	33 662	4
804	Offices and clinics of other health practitioners -----	250 614	68 700	20 601	4
8041	Offices and clinics of chiropractors -----	227 430	81 668	24 191	3
8042	Offices and clinics of optometrists -----	293 097	74 046	16 274	4
8043	Offices and clinics of podiatrists -----	236 840	64 710	20 809	4
8049	Offices and clinics of health practitioners, n.e.c. -----	242 455	55 951	22 017	4
805	Nursing and personal care facilities -----	2 623 791	32 261	15 874	81
8051	Skilled nursing care facilities -----	3 103 694	32 330	16 179	96
8052	Intermediate care facilities -----	(D)	(D)	(D)	(D)
8059	Nursing and personal care facilities, n.e.c. -----	(D)	(D)	(D)	(D)
806	Hospitals -----	—	—	—	—
8062	General medical and surgical hospitals -----	—	—	—	—
8063, 9	Specialty hospitals -----	—	—	—	—
807, 8, 9	Other health services -----	685 621	54 460	21 224	13
807	Medical and dental laboratories -----	562 293	69 650	29 919	8
8071	Medical laboratories -----	669 141	70 517	29 879	9
8072	Dental laboratories -----	245 194	63 342	30 217	4
808	Home health care services -----	796 280	23 614	11 203	34
809	Miscellaneous health and allied services, n.e.c. -----	980 929	74 099	20 890	13
8092	Kidney dialysis centers -----	(D)	(D)	(D)	(D)
8093	Specialty outpatient facilities, n.e.c. -----	592 769	53 329	23 958	11
8099	Health and allied services, n.e.c. -----	(D)	(D)	(D)	(D)
81	Legal services -----	535 902	105 459	36 310	5
823, 4, 9	Selected educational services -----	407 660	55 238	16 897	7
823	Libraries -----	—	—	—	—
824	Vocational schools -----	641 769	62 261	18 862	10
829	Schools and educational services, n.e.c. -----	154 042	36 604	11 683	4
83	Social services -----	209 489	26 531	11 451	8
835	Child day care services -----	124 577	18 978	9 376	7
832, 3, 6, 9	Other social services -----	413 029	37 249	14 395	11
87 ex. 8733	Engineering, accounting, research, management, and related services (except noncommercial research organizations) -----	540 815	76 974	31 636	7
871	Engineering, architectural, and surveying services -----	800 688	83 417	35 286	10
8711	Engineering services -----	1 064 155	85 076	36 031	13
8712	Architectural services -----	365 284	85 361	34 196	4
8713	Surveying services -----	198 000	48 293	24 154	4
872	Accounting, auditing, and bookkeeping services -----	371 230	65 639	24 968	6
873 ex. 8733	Research, development, and testing services (except noncommercial research organizations) -----	673 209	67 478	32 368	10
8731	Commercial physical and biological research -----	891 333	76 839	44 851	12
8732	Commercial economic, sociological, and educational research -----	(D)	(D)	(D)	(D)
8734	Testing laboratories -----	(D)	(D)	(D)	(D)
874	Management and public relations services -----	446 521	83 389	33 547	5
8741	Management services -----	462 698	78 571	33 671	6
8742	Management consulting services -----	467 073	92 406	37 349	5
8743	Public relations services -----	314 684	122 020	35 245	3
8744	Facilities support management services -----	641 167	91 595	40 405	7
8748	Business consulting services, n.e.c. -----	392 556	60 136	22 779	7
89	Services, n.e.c. -----	314 125	95 280	35 682	3

¹Based on number of employees for pay period including March 12.

Table 2b. Selected Ratios for Firms Exempt From Federal Income Tax for the State: 1992

[Includes only establishments with payroll. For meaning of abbreviations and symbols, see introductory text. For explanation of terms and comparability of 1987 and 1992 censuses, see appendix A]

SIC code	Kind of business or operation	Revenue		Expenses		Annual payroll per employee ¹ (dollars)	Employees per establishment ¹ (number)
		Per establishment (dollars)	Per employee ¹ (dollars)	Per establishment (dollars)	Per employee ¹ (dollars)		
	Total	1 961 590	51 853	1 878 093	49 645	23 458	38
7032, 704	Camps and membership lodging	(D)	(D)	(D)	(D)	(D)	(D)
792, 7991 pt., 7997, 7999 pt., 84	Selected amusement, recreation, and related services	481 978	43 816	441 088	40 099	16 048	11
8011 pt.; 8021 pt.; 805, 6, 8, 9	Selected health services	9 160 365	52 481	8 900 541	50 992	27 261	175
8011 pt., 8021 pt., 805	Clinics of doctors of medicine and dentists	(D)	(D)	(D)	(D)	(D)	(D)
	Nursing and personal care facilities	1 647 431	32 364	1 650 431	32 423	16 427	51
806	Hospitals	59 893 952	55 462	58 386 429	54 066	29 287	1 080
8062	General medical and surgical hospitals	66 982 688	55 930	65 271 063	54 500	29 471	1 198
8063, 9	Specialty hospitals	37 210 000	52 915	36 355 600	51 700	28 285	703
808, 9	Other health services	(D)	(D)	(D)	(D)	(D)	(D)
8111 pt.	Legal aid societies and similar legal services	(D)	(D)	(D)	(D)	(D)	(D)
823, 4, 9	Selected educational services	264 979	42 681	200 604	32 312	13 289	6
83	Social services	1 007 036	51 407	924 303	47 184	14 251	20
835	Child day care services	275 268	23 007	280 393	23 436	12 931	12
832, 3, 6, 9	Other social services	1 119 926	53 931	1 023 639	49 294	14 368	21
832	Individual and family social services	819 065	42 800	805 734	42 103	15 456	19
833	Job training and vocational rehabilitation services	1 134 382	15 508	1 091 971	14 928	8 865	73
836	Residential care	470 218	34 224	441 731	32 150	16 657	14
839	Social services, n.e.c.	2 447 023	201 768	2 116 012	174 475	21 427	12
861, 2, 4, 9	Selected membership organizations	448 872	49 922	426 043	47 383	14 825	9
861	Business associations	604 627	136 442	585 255	132 071	30 854	4
864	Civic, social, and fraternal associations	280 830	30 880	267 224	29 384	10 357	9
862, 9	Other membership organizations	832 377	71 057	780 545	66 632	20 853	12
873, 4 ex. 8744	Research, testing, and consulting services, except facilities support management services	623 458	51 597	616 250	51 000	26 600	12
873	Research, development, and testing services	789 250	46 944	779 688	46 375	26 703	17
874 ex. 8744	Management and public relations services, except facilities support management services	291 875	111 190	289 375	110 238	25 286	3

¹Based on number of employees for pay period including March 12.

Table 3a. Comparative Statistics for Firms Subject to Federal Income Tax for the State: 1992 and 1987

[Includes only establishments with payroll. For meaning of abbreviations and symbols, see introductory text. For explanation of terms and comparability of 1987 and 1992 censuses, see appendix A]

SIC code	Kind of business or operation	Establishments		Receipts			Annual payroll			Paid employees for pay period including March 12	
		1992 (number)	1987 (number)	1992 (\$1,000)	1987 (\$1,000)	Percent change 1987 to 1992	1992 (\$1,000)	1987 (\$1,000)	Percent change 1987 to 1992	1992 (number)	1987 (number)
	Total	7 649	7 133	3 663 632	2 603 805	40.7	1 412 840	1 006 598	40.4	64 411	60 638
70 ex. 704	Hotels, rooming houses, camps, and other lodging places (except membership lodging)	137	132	129 622	96 248	34.7	35 894	26 608	34.9	2 694	2 326
7011	Hotels and motels	117	110	126 244	93 051	35.7	35 214	26 018	35.3	2 637	2 287
7011 pt.	Hotels	63	34	98 818	52 411	88.5	28 417	15 787	80.0	2 133	1 354
7011 pt.	Hotels, 25 guestrooms or more	34	17	93 871	50 205	87.0	27 324	15 325	78.3	2 052	1 298
7011 pt.	Hotels, less than 25 guestrooms	29	17	4 947	2 206	124.3	1 093	462	136.6	81	56
7011 pt.	Motels, motor hotels, and tourist courts	54	76	27 426	40 640	-32.5	6 797	10 231	-33.6	504	933
7011 pt.	Motels, tourist courts	42	60	14 272	24 034	-40.6	3 516	6 498	-45.9	241	579
7011 pt.	Motor hotels	12	16	13 154	16 606	-20.8	3 281	3 733	-12.1	263	354
702, 3	Other lodging places	20	22	3 378	3 197	5.7	680	590	15.3	57	39
702	Rooming and boarding houses	8	9	645	(D)	(D)	91	(D)	(D)	11	AA
703	Camps and recreational vehicle parks	12	13	2 733	(D)	(D)	589	(D)	(D)	46	BB

Table 3a. Comparative Statistics for Firms Subject to Federal Income Tax for the State: 1992 and 1987 — Con.

[Includes only establishments with payroll. For meaning of abbreviations and symbols, see introductory text. For explanation of terms and comparability of 1987 and 1992 censuses, see appendix A]

SIC code	Kind of business or operation	Establishments		Receipts			Annual payroll			Paid employees for pay period including March 12	
		1992 (number)	1987 (number)	1992 (\$1,000)	1987 (\$1,000)	Percent change 1987 to 1992	1992 (\$1,000)	1987 (\$1,000)	Percent change 1987 to 1992	1992 (number)	1987 (number)
75	Automotive repair, services, and parking ----	701	663	249 021	215 251	15.7	52 963	51 540	2.8	2 678	3 204
751	Automotive rental and leasing, without drivers -----	42	42	75 640	55 502	36.3	9 941	8 077	23.1	492	450
7513	Truck rental and leasing, without drivers ----	13	19	(D)	28 533	(D)	(D)	4 098	(D)	CC	183
7514, 5	Passenger car rental and leasing -----	27	23	38 272	26 969	41.9	5 329	3 979	33.9	275	267
7519	Utility trailer and recreational vehicle rental -----	2	--	(D)	--	(D)	(D)	--	(D)	AA	--
752	Automobile parking -----	22	29	11 805	10 191	15.8	2 107	1 707	23.4	146	137
753	Automotive repair shops -----	563	537	146 256	133 542	9.5	37 721	35 661	5.8	1 783	2 251
7532	Top, body, and upholstery repair shops and paint shops -----	195	203	58 049	54 543	6.4	16 312	15 941	2.3	721	961
7532 pt.	Top and body repair shops -----	183	191	(D)	51 634	(D)	(D)	14 989	(D)	FF	884
7532 pt.	Paint shops -----	12	12	(D)	2 909	(D)	(D)	952	(D)	BB	77
7538	General automotive repair shops -----	262	235	55 070	46 983	17.2	12 660	11 712	8.1	651	768
7538 pt.	General automotive repair shops, except diesel -----	240	213	48 845	39 371	24.1	10 895	9 445	15.4	569	638
7538 pt.	Diesel repair shops -----	22	22	6 225	7 612	-18.2	1 765	2 267	-22.1	82	130
7533, 4, 6, 7, 9	Other automotive repair shops -----	106	99	33 137	32 016	3.5	8 749	8 008	9.3	411	522
7533	Automotive exhaust system repair shops -----	24	25	8 482	10 092	-16.0	2 008	2 368	-15.2	90	135
7534	Tire retreading and repair shops -----	6	3	767	(D)	(D)	161	(D)	(D)	AA	14
7536	Automotive glass replacement shops ----	16	14	6 374	(D)	(D)	1 283	(D)	(D)	BB	63
7537	Automotive transmission repair shops ----	19	16	5 349	4 751	12.6	1 812	1 618	12.0	90	78
7539	Automotive repair shops, n.e.c. -----	41	41	12 165	11 430	6.4	3 485	2 774	25.6	154	195
7539 pt.	Radiator repair -----	11	10	(D)	2 048	(D)	(D)	346	(D)	BB	27
7539 pt.	Brake, front end, and wheel alignment --	10	11	5 183	5 493	-5.6	1 690	1 342	25.9	65	86
7539 pt.	Automotive electrical and fuel system services -----	17	14	3 960	2 584	53.3	1 160	712	62.9	53	58
7539 pt.	Other automotive repair shops, n.e.c. ---	3	6	(D)	1 305	(D)	(D)	374	(D)	AA	24
754	Automotive services, except repair -----	74	55	15 320	16 016	-4.3	3 194	6 095	-47.6	257	366
7542	Carwashes -----	31	29	4 454	3 714	19.9	1 029	1 035	-6	96	125
7549	Automotive services, except repair and carwashes -----	43	26	10 866	12 302	-11.7	2 165	5 060	-57.2	161	241
76	Miscellaneous repair services -----	289	299	107 710	85 269	26.3	34 785	27 713	25.5	1 409	1 477
762	Electrical repair shops -----	73	72	33 435	18 876	77.1	12 807	5 687	125.2	550	313
7622	Radio and television repair shops -----	22	26	5 866	7 667	-23.5	1 842	2 518	-26.8	94	142
7623, 9	Other electrical and electronic repair shops -----	51	46	27 569	11 209	146.0	10 965	3 169	246.0	456	171
7623	Refrigeration and air-conditioning service and repair shops -----	13	14	5 635	5 361	5.1	1 512	1 556	-2.8	58	74
7629	Electrical and electronic repair shops, n.e.c. -----	38	32	21 934	5 848	275.1	9 453	1 613	486.1	398	97
763	Watch, clock, and jewelry repair -----	15	16	(D)	1 420	(D)	(D)	539	(D)	BB	56
764	Reupholstery and furniture repair -----	35	47	3 842	4 662	-17.6	1 038	1 391	-25.4	68	133
769	Miscellaneous repair and related services ----	166	164	(D)	42 053	(D)	(D)	12 792	(D)	FF	702
7692	Welding repair -----	25	25	5 674	4 319	31.4	1 982	1 516	30.7	84	113
7694	Armature rewinding shops -----	6	10	(D)	11 547	(D)	(D)	3 915	(D)	CC	177
7699	Repair shops and related services, n.e.c. ---	135	129	(D)	34 445	(D)	(D)	10 165	(D)	FF	525
78, 79, 84	Amusement and recreation services, including motion pictures and museums ---	424	423	197 475	153 793	28.4	53 514	41 061	30.3	3 874	4 137
781, 2	Motion picture production, distribution, and services -----	16	21	(D)	3 725	(D)	(D)	2 070	(D)	BB	97
783	Motion picture theaters -----	24	23	17 523	14 041	24.8	2 843	1 927	47.5	364	302
7832	Motion picture theaters, except drive-in ----	22	21	(D)	(D)	(D)	(D)	(D)	(D)	EE	EE
7833	Drive-in motion picture theaters -----	2	2	(D)	(D)	(D)	(D)	(D)	(D)	BB	AA
784	Video tape rental -----	76	75	14 523	14 500	.2	2 841	3 420	-16.9	324	395
792	Theatrical producers (except motion picture), bands, orchestras, and entertainers -----	27	25	7 952	7 439	6.9	1 586	1 744	-9.1	155	91
7922	Theatrical producers (except motion picture) and miscellaneous theatrical services -----	13	12	6 381	5 115	24.8	1 132	928	22.0	103	14
7929	Bands, orchestras, actors, and other entertainers and entertainment groups ----	14	13	1 571	2 324	-32.4	454	816	-44.4	52	77
793	Bowling centers -----	19	24	(D)	10 564	(D)	(D)	3 123	(D)	EE	375
79 ex. 792, 3, 4; 84	Commercial sports and other amusement and recreation services, including museums ----	262	255	133 535	101 639	31.4	40 982	28 367	44.5	2 602	2 605
794	Commercial sports -----	15	12	(D)	27 233	(D)	(D)	6 326	(D)	FF	554
7941	Professional sports clubs, managers, promoters -----	1	3	(D)	(D)	(D)	(D)	(D)	(D)	AA	CC
7948	Racing, including track operation -----	14	9	(D)	(D)	(D)	(D)	(D)	(D)	FF	EE
79 ex. 792, 3, 4; 84	Other amusement and recreation services, including museums -----	247	243	(D)	74 406	(D)	(D)	22 041	(D)	GG	2 051
791	Dance studios, schools, and halls -----	34	28	3 310	(D)	(D)	1 197	(D)	(D)	BB	BB
7991	Physical fitness facilities -----	45	49	12 790	12 287	4.1	3 764	3 018	24.7	477	540
7992	Public golf courses -----	17	13	7 503	3 468	116.3	2 056	775	165.3	79	36
7993	Coin-operated amusement devices -----	18	19	6 571	7 131	-7.9	1 413	1 832	-22.9	95	159
7996	Amusement parks -----	7	3	(D)	(D)	(D)	(D)	(D)	(D)	CC	CC
7997	Membership sports and recreation clubs --	39	39	25 502	21 921	16.3	9 866	7 421	32.9	536	629
7999, 84	Amusement and recreation services, including museums, n.e.c. -----	87	92	(D)	20 427	(D)	(D)	6 111	(D)	FF	488

Table 3a. Comparative Statistics for Firms Subject to Federal Income Tax for the State: 1992 and 1987 — Con.

[Includes only establishments with payroll. For meaning of abbreviations and symbols, see introductory text. For explanation of terms and comparability of 1987 and 1992 censuses, see appendix A]

SIC code	Kind of business or operation	Establishments		Receipts			Annual payroll			Paid employees for pay period including March 12	
		1992 (number)	1987 (number)	1992 (\$1,000)	1987 (\$1,000)	Percent change 1987 to 1992	1992 (\$1,000)	1987 (\$1,000)	Percent change 1987 to 1992	1992 (number)	1987 (number)
80	Health services -----	1 898	1 832	1 060 124	679 652	56.0	467 650	288 653	62.0	18 165	16 090
801	Offices and clinics of doctors of medicine ---	889	931	458 399	306 897	49.4	215 374	134 661	59.9	4 892	4 239
8011 pt.	Offices of doctors of medicine -----	877	917	445 344	300 386	48.3	210 382	131 973	59.4	4 682	4 096
8011 pt.	General medical clinics -----	12	14	13 055	6 511	100.5	4 992	2 688	85.7	210	143
802	Offices and clinics of dentists -----	406	395	148 838	102 611	45.1	56 282	37 594	49.7	2 278	2 138
803	Offices and clinics of doctors of osteopathy --	55	37	16 940	7 616	122.4	7 675	3 016	154.5	228	134
804	Offices and clinics of other health practitioners -----	267	196	66 914	34 430	94.3	20 065	9 103	120.4	974	634
8041	Offices and clinics of chiropractors -----	79	45	17 967	7 232	148.4	5 322	1 958	171.8	220	117
8042	Offices and clinics of optometrists -----	72	71	21 103	14 277	47.8	4 638	3 126	48.4	285	235
8043	Offices and clinics of podiatrists -----	50	51	11 842	9 217	28.5	3 808	3 116	22.2	183	217
8049	Offices and clinics of health practitioners, n.e.c. -----	66	29	16 002	3 704	332.0	6 297	903	597.3	286	65
805	Nursing and personal care facilities -----	91	94	238 765	159 205	50.0	117 485	78 335	50.0	7 401	7 169
8051	Skilled nursing care facilities -----	72	65	223 466	142 075	57.3	111 829	69 923	59.9	6 912	6 533
8052	Intermediate care facilities -----	17	15	(D)	6 237	(D)	(D)	3 475	(D)	EE	305
8059	Nursing and personal care facilities, n.e.c. -	2	14	(D)	10 893	(D)	(D)	4 937	(D)	CC	331
806	Hospitals -----	-	-	-	-	-	-	-	-	-	-
807, 8, 9	Other health services -----	190	179	130 268	68 893	89.1	50 769	25 944	95.7	2 392	1 776
807	Medical and dental laboratories -----	123	114	69 162	33 029	109.4	29 710	14 091	110.8	993	708
8071	Medical laboratories -----	92	73	61 561	27 700	122.2	26 084	11 635	124.2	873	563
8072	Dental laboratories -----	31	41	7 601	5 329	42.6	3 626	2 456	47.6	120	145
808	Home health care services -----	25	25	19 907	8 997	121.3	9 444	4 303	119.5	843	544
809	Miscellaneous health and allied services, n.e.c. -----	42	40	41 199	26 867	53.3	11 615	7 550	53.8	556	524
8092	Kidney dialysis centers -----	2	2	(D)	(D)	(D)	(D)	(D)	(D)	BB	BB
8093	Specialty outpatient facilities, n.e.c. -----	26	26	15 412	14 738	4.6	6 924	4 421	56.6	289	271
8099	Health and allied services, n.e.c. -----	14	12	(D)	(D)	(D)	(D)	(D)	(D)	CC	CC
81	Legal services -----	686	579	367 629	247 998	48.2	126 576	100 339	26.1	3 486	3 114
823, 4, 9	Selected educational services -----	50	45	20 383	17 840	14.3	6 235	6 099	2.2	369	353
823	Libraries -----	-	2	-	(D)	(D)	-	(D)	(D)	-	AA
824	Vocational schools -----	26	20	16 686	14 258	17.0	5 055	5 534	-8.7	268	300
829	Schools and educational services, n.e.c. -----	24	23	3 697	(D)	(D)	1 180	(D)	(D)	101	BB
83	Social services -----	231	149	48 392	32 016	51.1	20 886	12 100	72.6	1 824	1 194
835	Child day care services -----	163	91	20 306	6 858	196.1	10 032	2 888	247.4	1 070	462
832, 3, 6, 9	Other social services -----	68	58	28 086	25 158	11.6	10 854	9 212	17.8	754	732
87 ex. 8733	Engineering, accounting, research, management, and related services (except noncommercial research organizations) -----	887	834	479 703	368 364	30.2	197 157	165 235	19.3	6 232	6 541
871	Engineering, architectural, and surveying services -----	279	288	223 392	190 579	17.2	94 496	83 585	13.1	2 678	3 035
8711	Engineering services -----	181	167	192 612	148 292	29.9	81 574	67 272	21.3	2 264	2 364
8712	Architectural services -----	68	84	24 840	32 675	-24.0	9 951	12 090	-17.7	291	464
8713	Surveying services -----	30	37	5 940	9 612	-38.2	2 971	4 223	-29.6	123	207
872	Accounting, auditing, and bookkeeping services -----	331	303	122 877	88 913	38.2	46 740	35 036	33.4	1 872	1 678
873 ex. 8733	Research, development, and testing services (except noncommercial research organizations) -----	43	32	28 948	39 232	-26.2	13 886	20 152	-31.1	429	700
8731	Commercial physical and biological research -----	15	6	13 370	(D)	(D)	7 804	(D)	(D)	174	BB
8732	Commercial economic, sociological, and educational research -----	15	14	(D)	3 226	(D)	(D)	1 475	(D)	CC	159
8734	Testing laboratories -----	13	12	(D)	(D)	(D)	(D)	(D)	(D)	CC	EE
874	Management and public relations services ---	234	211	104 486	76 888	35.9	42 035	34 820	20.7	1 253	1 410
8741	Management services -----	63	61	29 150	19 770	47.4	12 492	9 063	37.8	371	409
8742	Management consulting services -----	110	107	51 378	43 051	19.3	20 766	20 216	2.7	556	735
8743	Public relations services -----	19	14	5 979	(D)	(D)	1 727	(D)	(D)	49	BB
8744	Facilities support management services ---	6	3	3 847	(D)	(D)	1 697	(D)	(D)	42	CC
8748	Business consulting services, n.e.c. -----	36	26	14 132	4 241	233.2	5 353	1 439	272.0	235	95
89	Services, n.e.c. -----	64	114	20 104	14 007	43.5	7 529	4 588	64.1	211	336

Table 3b. Comparative Statistics for Firms Exempt From Federal Income Tax for the State: 1992 and 1987

[Includes only establishments with payroll. For meaning of abbreviations and symbols, see introductory text. For explanation of terms and comparability of 1987 and 1992 censuses, see appendix A]

SIC code	Kind of business or operation	Establishments		Expenses			Annual payroll			Paid employees for pay period including March 12	
		1992 (number)	1987 (number)	1992 (\$1,000)	1987 (\$1,000)	Percent change 1987 to 1992	1992 (\$1,000)	1987 (\$1,000)	Percent change 1987 to 1992	1992 (number)	1987 (number)
	Total -----	1 130	895	2 122 245	1 317 598	61.1	1 002 775	650 990	54.0	42 748	38 692
7032, 704	Camps and membership lodging -----	21	23	(D)	(D)	(D)	(D)	(D)	(D)	BB	BB
792, 7991 pt., 7997, 7999 pt., 84	Selected amusement, recreation, and related services -----	91	74	40 139	28 423	41.2	16 064	11 165	43.9	1 001	957
792	Theatrical producers (except motion picture), bands, orchestras, and entertainers -----	18	12	(D)	6 136	(D)	(D)	2 532	(D)	EE	233
7991 pt., 7997	Gymnasiums, athletic clubs, and membership sports and recreation clubs -----	46	40	24 945	15 616	59.7	9 442	6 225	51.7	401	501
7999 pt. 84	Fairs -----	1	-	(D)	-	(D)	(D)	-	(D)	AA	-
	Museums, art galleries, and botanical and zoological gardens -----	26	22	8 014	6 671	20.1	3 465	2 408	43.9	310	223
8011 pt.; 8021 pt.; 805, 6, 8, 9	Selected health services -----	170	137	1 513 092	999 191	51.4	808 924	531 109	52.3	29 673	27 959
8011 pt., 8021 pt.	Clinics of doctors of medicine and dentists -----	23	20	(D)	(D)	(D)	(D)	(D)	(D)	FF	FF
805	Nursing and personal care facilities -----	72	50	118 831	(D)	(D)	60 205	(D)	(D)	3 665	GG
806	Hospitals -----	21	23	1 226 115	835 964	46.7	664 173	458 283	44.9	22 678	23 110
808, 9	Other health services -----	54	44	(D)	50 548	(D)	(D)	28 850	(D)	HH	1 967
808	Home health care services -----	20	14	60 137	20 983	186.6	33 839	12 451	171.8	1 501	980
809	Miscellaneous health and allied services, n.e.c. -----	34	30	(D)	29 565	(D)	(D)	16 399	(D)	GG	987
8111 pt.	Legal aid societies and similar legal services -----	6	4	(D)	(D)	(D)	(D)	(D)	(D)	BB	BB
823, 4, 9	Selected educational services -----	48	37	9 629	4 864	98.0	3 960	2 489	59.1	298	237
83	Social services -----	419	292	387 283	193 846	99.8	116 971	68 551	70.6	8 208	6 348
835	Child day care services -----	56	48	15 702	7 597	106.7	8 664	4 622	87.5	670	515
832, 3, 6, 9	Other social services -----	363	244	371 581	186 249	99.5	108 307	63 929	69.4	7 538	5 833
861, 2, 4, 9	Selected membership organizations -----	351	313	149 541	75 617	97.8	46 787	30 151	55.2	3 156	2 810
861	Business associations -----	51	43	29 848	13 049	128.7	6 973	6 296	10.8	226	319
864	Civic, social, and fraternal associations -----	223	206	59 591	33 781	76.4	21 005	13 641	54.0	2 028	1 871
862, 9	Other membership organizations -----	77	64	60 102	28 787	108.8	18 809	10 214	84.1	902	620
873, 4 ex. 8744	Research, testing, and consulting services, except facilities support management services -----	24	15	14 790	8 591	72.2	7 714	4 542	69.8	290	212
873	Research, development, and testing services -----	16	11	12 475	8 253	51.2	7 183	4 383	63.9	269	202
8731	Commercial physical and biological research -----	4	2	1 720	(D)	(D)	915	(D)	(D)	35	AA
8732	Commercial economic, sociological, and educational research -----	3	1	(D)	(D)	(D)	(D)	(D)	(D)	AA	AA
8733	Noncommercial research organizations -----	7	6	(D)	6 704	(D)	(D)	3 604	(D)	CC	181
8734	Testing laboratories -----	2	2	(D)	(D)	(D)	(D)	(D)	(D)	AA	AA
874 ex. 8744	Management and public relations services, except facilities support management services -----	8	4	2 315	338	584.9	531	159	234.0	21	10

Table 4. Summary Statistics for Firms Subject to Federal Income Tax for Counties and for

[Includes only establishments with payroll. For meaning of abbreviations and symbols, see introductory text. For explanation of terms and comparability of 1987 and 1992 censuses, see

Geographic area	Estab-lish-ments (number)	Receipts (\$1,000)	Annual payroll (\$1,000)	First-quarter payroll (\$1,000)	Paid employees for pay period including March 12 (number)	Selected kind-of-business or operation groups							
						Hotels, rooming houses, camps, and other lodging places (except membership lodging) (SIC 70 ex. 704)		Personal services (SIC 72)		Business services (SIC 73)		Automotive repair, services, and parking (SIC 75)	
						Number	Receipts (\$1,000)	Number	Receipts (\$1,000)	Number	Receipts (\$1,000)	Number	Receipts (\$1,000)
1 Rhode Island -----	7 649	3 663 632	1 412 840	312 189	64 411	137	129 622	1 014	182 481	1 268	800 988	701	249 021
2 Bristol County -----	245	74 412	28 053	6 412	1 803	3	824	43	4 704	38	16 404	35	6 013
3 Barrington town -----	84	16 324	5 270	1 248	305	-	-	14	1 210	19	(D)	4	419
4 Bristol town -----	82	23 161	9 607	2 262	494	1	(D)	15	1 549	11	(D)	13	3 161
5 Warren town -----	79	34 927	13 176	2 902	1 004	2	(D)	14	1 945	8	(D)	18	2 433
6 Kent County -----	1 324	595 151	208 469	46 639	10 057	12	16 016	176	30 046	225	110 574	125	95 260
7 Coventry town -----	144	45 704	17 219	3 906	1 124	2	(D)	23	2 774	23	6 653	22	4 110
8 East Greenwich town -----	123	30 637	10 456	2 458	494	1	(D)	19	3 148	19	6 005	5	(D)
9 Warwick -----	913	477 606	164 529	36 387	7 601	7	14 474	111	19 831	157	86 396	77	83 258
10 West Warwick town -----	132	36 527	14 552	3 558	742	1	(D)	23	4 293	22	10 113	20	5 099
11 Balance of county -----	12	4 677	1 713	330	96	1	(D)	-	-	4	1 407	1	(D)
12 Newport County -----	684	389 606	151 869	35 656	7 022	40	57 058	75	12 204	120	84 011	55	13 788
13 Middletown town -----	190	167 516	72 478	18 250	3 058	10	(D)	23	(D)	41	40 637	17	5 862
14 Newport -----	310	164 516	60 693	13 017	3 094	28	44 017	29	5 552	57	39 198	14	3 353
15 Portsmouth town -----	81	36 302	10 766	2 860	524	2	(D)	11	(D)	12	2 811	11	2 568
16 Tiverton town -----	62	11 911	4 647	1 017	226	-	-	9	641	3	(D)	10	1 283
17 Balance of county -----	41	9 361	3 285	512	120	-	-	3	(D)	7	(D)	3	722
18 Providence County -----	4 575	2 293 245	896 543	198 229	39 545	28	35 790	622	123 340	783	519 570	427	118 883
19 Burrillville town -----	52	19 343	9 711	2 239	497	1	(D)	8	723	11	5 235	5	820
20 Central Falls -----	49	13 521	6 084	1 461	357	1	(D)	14	1 788	6	1 030	5	1 073
21 Cranston -----	687	279 206	115 283	23 515	5 030	-	-	109	27 055	93	54 879	58	15 886
22 Cumberland town -----	158	74 125	19 897	4 629	1 084	-	-	26	3 063	28	(D)	21	5 498
23 East Providence -----	410	226 764	86 755	19 655	3 593	3	(D)	62	11 481	76	57 912	39	11 889
24 Johnston town -----	221	72 940	28 969	7 520	1 678	4	701	37	5 668	32	8 785	49	10 668
25 Lincoln town -----	139	87 808	30 620	7 136	1 531	-	-	20	2 032	30	10 413	11	2 885
26 North Providence town -----	208	74 016	30 756	6 846	1 567	-	-	36	5 506	26	8 694	14	5 029
27 North Smithfield town -----	107	19 329	7 525	1 850	555	2	(D)	13	1 484	18	3 883	5	666
28 Pawtucket -----	447	218 296	84 809	18 046	4 298	2	(D)	67	29 712	89	70 657	50	12 680
29 Providence -----	1 626	1 050 941	419 587	92 588	16 200	6	29 312	149	24 027	308	227 824	115	41 355
30 Smithfield town -----	149	56 631	19 775	4 424	1 160	2	(D)	25	2 721	18	12 804	16	4 126
31 Woonsocket -----	227	82 324	30 569	6 990	1 582	1	(D)	45	6 992	29	13 050	28	4 481
32 Balance of county -----	95	18 001	6 203	1 330	413	6	(D)	11	1 088	19	(D)	11	1 827
33 Washington County -----	821	311 218	127 906	25 253	5 984	54	19 934	98	12 187	102	70 429	59	15 077
34 Narragansett town -----	100	36 981	13 922	2 920	650	4	(D)	16	1 703	12	2 813	3	548
35 North Kingstown town -----	174	104 166	55 182	10 109	2 393	4	(D)	14	2 016	32	48 279	10	5 425
36 South Kingstown town -----	208	63 539	24 648	5 244	1 150	6	2 182	28	3 962	27	8 539	10	2 611
37 Westerly town -----	220	81 090	25 390	5 407	1 230	18	5 880	29	(D)	17	(D)	22	5 173
38 Balance of county -----	119	25 442	8 764	1 573	561	22	(D)	11	(D)	14	(D)	14	1 320

Places With 2,500 Inhabitants or More: 1992

appendix A. For information on geographic areas followed by ▲, see appendix F]

Selected kind-of-business or operation groups —Con.														
Miscellaneous repair services (SIC 76)		Amusement and recreation services, including motion pictures and museums (SIC 78, 79, 84)		Health services (SIC 80)		Legal services (SIC 81)		Selected educational services (SIC 823, 4, 9)		Social services (SIC 83)		Engineering, accounting, research, management, and related services (except noncommercial research organizations) (SIC 87 ex. 8733)		
Number	Receipts (\$1,000)	Number	Receipts (\$1,000)	Number	Receipts (\$1,000)	Number	Receipts (\$1,000)	Number	Receipts (\$1,000)	Number	Receipts (\$1,000)	Number	Receipts (\$1,000)	
289	107 710	424	197 475	1 898	1 060 124	686	367 629	50	20 383	231	48 392	887	479 703	1
8	(D)	13	3 108	52	30 633	11	1 164	—	—	19	2 455	21	5 695	2
5	2 120	2	(D)	20	4 969	3	(D)	—	—	6	1 269	10	3 498	3
1	(D)	7	1 230	16	12 296	4	(D)	—	—	6	301	8	2 043	4
2	(D)	4	(D)	16	13 368	4	322	—	—	7	885	3	154	5
67	20 829	80	42 533	328	195 648	100	31 800	10	2 501	42	5 735	153	40 597	6
14	2 501	8	1 212	25	23 802	6	1 807	1	(D)	7	(D)	13	(D)	7
5	958	6	(D)	28	9 405	10	1 855	3	247	6	577	20	4 526	8
38	16 501	51	37 550	254	151 892	76	26 926	5	(D)	27	4 642	106	31 533	9
10	869	14	2 766	20	(D)	8	1 212	1	(D)	2	(D)	10	2 166	10
—	—	1	(D)	1	(D)	—	—	—	—	—	—	4	(D)	11
26	(D)	63	20 727	135	56 540	43	12 097	6	3 876	22	15 343	92	106 520	12
9	(D)	13	4 778	33	19 956	7	1 644	3	(D)	6	6 412	26	67 221	13
8	835	35	12 490	66	26 936	26	8 004	1	(D)	5	(D)	37	(D)	14
3	(D)	9	2 650	14	(D)	4	(D)	1	(D)	3	(D)	11	(D)	15
5	528	—	—	16	4 368	4	1 589	—	—	5	712	9	2 617	16
1	(D)	6	809	6	(D)	2	(D)	1	(D)	3	(D)	9	(D)	17
151	64 671	193	109 906	1 186	680 461	481	308 675	30	13 367	117	15 586	523	296 185	18
9	832	3	(D)	9	9 510	—	—	—	—	2	(D)	4	448	19
5	1 517	2	(D)	11	7 040	2	(D)	—	—	2	(D)	1	(D)	20
17	6 916	21	12 405	228	97 463	55	18 156	7	2 516	20	1 946	71	41 230	21
9	(D)	8	1 991	40	16 908	1	(D)	1	(D)	5	(D)	18	3 191	22
17	12 211	19	10 593	86	66 974	14	8 862	5	787	15	1 592	67	39 885	23
13	1 985	10	2 404	52	38 758	5	822	—	—	9	1 098	10	2 051	24
1	(D)	16	34 252	25	14 214	6	1 882	2	(D)	3	637	23	19 044	25
6	907	10	(D)	67	35 736	9	1 177	1	(D)	7	551	29	6 791	26
2	(D)	6	1 106	26	7 330	12	2 616	—	—	4	136	19	1 694	27
15	4 254	17	6 133	109	59 054	46	11 820	3	(D)	13	1 656	33	15 430	28
40	28 136	49	21 171	411	261 283	307	256 767	9	4 817	29	4 876	195	150 270	29
9	3 114	14	3 696	29	18 582	7	(D)	1	(D)	4	894	23	8 220	30
7	1 122	9	3 613	73	42 914	15	4 977	—	—	2	(D)	18	4 332	31
1	(D)	9	(D)	20	4 695	2	(D)	1	(D)	2	(D)	12	(D)	32
37	14 683	75	21 201	197	96 842	51	13 893	4	639	31	9 273	98	30 706	33
1	(D)	8	1 603	33	9 939	2	(D)	1	(D)	3	501	14	7 309	34
11	6 941	11	4 553	32	19 439	12	2 067	1	(D)	9	5 608	33	8 629	35
14	2 225	17	3 989	56	25 322	12	3 159	1	(D)	9	(D)	22	9 714	36
6	(D)	22	6 440	64	(D)	21	7 599	1	(D)	4	(D)	16	(D)	37
5	(D)	17	4 616	12	(D)	4	(D)	—	—	6	(D)	13	(D)	38

Table 5. Summary Statistics for Firms Subject to Federal Income Tax for Places With 350 Establishments or More: 1992

[Includes only establishments with payroll. For meaning of abbreviations and symbols, see introductory text. For explanation of terms and comparability of 1987 and 1992 censuses, see appendix A. For information on geographic areas followed by ▲, see appendix F]

SIC code	Geographic area and kind of business or operation	Establishments (number)	Receipts (\$1,000)	Annual payroll (\$1,000)	First-quarter payroll (\$1,000)	Paid employees for pay period including March 12 (number)
CRANSTON						
	Total	687	279 206	115 283	23 515	5 030
70 ex. 704	Hotels, rooming houses, camps, and other lodging places (except membership lodging)					
	Hotels and motels	—	—	—	—	—
7011	Hotels	—	—	—	—	—
7011 pt.	Motels, motor hotels, and tourist courts	—	—	—	—	—
702, 3	Other lodging places	—	—	—	—	—
72	Personal services	109	27 055	9 157	1 925	584
721	Laundry, cleaning, and garment services	25	9 424	2 778	587	191
7211	Power laundries, family and commercial*	1	(D)	(D)	(D)	AA
7213	Linen supply*	1	(D)	(D)	(D)	BB
7215	Coin-operated laundries and drycleaning	8	1 321	405	93	42
7216	Drycleaning plants, except rug cleaning*	10	2 124	673	158	56
7217	Carpet and upholstery cleaning	3	(D)	(D)	(D)	BB
7218	Industrial laundriers*	—	—	—	—	—
7212, 9	Other laundry, cleaning, and garment services*	2	(D)	(D)	(D)	AA
722	Photographic studios, portrait	5	4 140	1 405	295	73
723, 4	Beauty and barber shops	62	5 246	1 851	444	164
723	Beauty shops	58	5 038	1 740	414	154
724	Barber shops	4	208	111	30	10
725	Shoe repair shops and shoeshine parlors	1	(D)	(D)	(D)	AA
726	Funeral service and crematories	5	4 976	1 660	331	63
729	Miscellaneous personal services	11	(D)	(D)	(D)	BB
73	Business services	93	54 879	28 678	5 149	1 780
731	Advertising	3	(D)	(D)	(D)	BB
732	Consumer credit reporting agencies, mercantile reporting agencies, and adjustment and collection agencies	—	—	—	—	—
733	Mailing, reproduction, commercial art and photography, and stenographic services	7	5 016	1 762	385	71
734	Services to dwellings and other buildings	24	5 495	2 744	697	365
735	Miscellaneous equipment rental and leasing	7	2 999	790	183	42
736	Personnel supply services	6	17 135	13 588	1 361	561
737	Computer programming, data processing, and other computer related services	14	6 865	3 063	791	108
7371, 2, 3	Computer programming, prepackaged software, and integrated systems	10	(D)	(D)	(D)	BB
7374, 5, 6	Data processing services	2	(D)	(D)	(D)	BB
7377, 8, 9	Computer rental and leasing, maintenance, and related services, n.e.c.	2	(D)	(D)	(D)	AA
738	Miscellaneous business services	32	(D)	(D)	(D)	FF
75	Automotive repair, services, and parking	58	15 886	4 116	978	206
751	Automotive rental and leasing, without drivers	2	(D)	(D)	(D)	AA
752	Automobile parking	1	(D)	(D)	(D)	AA
753	Automotive repair shops	48	13 748	3 498	844	156
7532	Top, body, and upholstery repair shops and paint shops	18	4 768	1 415	341	66
7538	General automotive repair shops	22	6 273	1 413	360	56
7533, 4, 6, 7, 9	Other automotive repair shops	8	2 707	670	143	34
754	Automotive services, except repair	7	(D)	(D)	(D)	BB
76	Miscellaneous repair services	17	6 916	2 655	591	99
762	Electrical repair shops	2	(D)	(D)	(D)	BB
7622	Radio and television repair shops	1	(D)	(D)	(D)	AA
7623, 9	Other electrical and electronic repair shops	1	(D)	(D)	(D)	BB
763	Watch, clock, and jewelry repair	3	(D)	(D)	(D)	AA
764	Reupholstery and furniture repair	1	(D)	(D)	(D)	AA
769	Miscellaneous repair and related services	11	(D)	(D)	(D)	BB
78, 79, 84	Amusement and recreation services, including motion pictures and museums	21	12 405	3 785	818	326
781, 2	Motion picture production, distribution, and services	1	(D)	(D)	(D)	AA
783	Motion picture theaters	1	(D)	(D)	(D)	AA
784	Video tape rental	3	(D)	(D)	(D)	BB
792	Theatrical producers (except motion picture), bands, orchestras, and entertainers	2	(D)	(D)	(D)	AA
793	Bowling centers	3	2 795	848	168	92
79 ex. 792, 3, 84	Commercial sports and other amusement and recreation services, including museums	11	7 699	2 582	552	182
80	Health services	228	97 463	43 362	9 086	1 279
801	Offices and clinics of doctors of medicine	116	57 922	26 561	5 398	590
802	Offices and clinics of dentists	46	16 230	6 558	1 349	257
803	Offices and clinics of doctors of osteopathy	9	2 147	1 019	217	38
804	Offices and clinics of other health practitioners	29	7 915	2 837	621	112
805	Nursing and personal care facilities	1	(D)	(D)	(D)	BB
806	Hospitals	—	—	—	—	—
807, 8, 9	Other health services	27	(D)	(D)	(D)	CC
81	Legal services	55	18 156	5 902	1 164	175
823, 4, 9	Selected educational services	7	2 516	909	236	67

RI-22 RHODE ISLAND

SERVICE INDUSTRIES—GEOGRAPHIC AREA SERIES

Table 5. Summary Statistics for Firms Subject to Federal Income Tax for Places With 350 Establishments or More: 1992 — Con.

[Includes only establishments with payroll. For meaning of abbreviations and symbols, see introductory text. For explanation of terms and comparability of 1987 and 1992 censuses, see appendix A. For information on geographic areas followed by ▲, see appendix F]

SIC code	Geographic area and kind of business or operation	Establishments (number)	Receipts (\$1,000)	Annual payroll (\$1,000)	First-quarter payroll (\$1,000)	Paid employees for pay period including March 12 (number)
CRANSTON—Con.						
83	Social services	20	1 946	621	138	63
835	Child day care services	15	1 384	519	116	56
832, 3, 6, 9	Other social services	5	562	102	22	7
87 ex. 8733	Engineering, accounting, research, management, and related services (except noncommercial research organizations)	71	41 230	15 862	3 382	436
871	Engineering, architectural, and surveying services	18	16 051	6 620	1 431	150
872	Accounting, auditing, and bookkeeping services	33	(D)	(D)	(D)	CC
873 ex. 8733	Research, development, and testing services (except noncommercial research organizations)	1	(D)	(D)	(D)	BB
874	Management and public relations services	19	13 455	3 862	806	130
89	Services, n.e.c.	8	754	236	48	15
EAST PROVIDENCE						
	Total	410	226 764	86 755	19 655	3 593
70 ex. 704	Hotels, rooming houses, camps, and other lodging places (except membership lodging)	3	(D)	(D)	(D)	BB
7011	Hotels and motels	2	(D)	(D)	(D)	BB
7011 pt.	Hotels	—	—	—	—	—
7011 pt.	Motels, motor hotels, and tourist courts	2	(D)	(D)	(D)	BB
702, 3	Other lodging places	1	(D)	(D)	(D)	AA
72	Personal services	62	11 481	3 402	775	228
721	Laundry, cleaning, and garment services	12	4 426	1 266	317	76
7211	Power laundries, family and commercial*	—	—	—	—	—
7213	Linen supply*	1	(D)	(D)	(D)	AA
7215	Coin-operated laundries and drycleaning	3	334	75	18	9
7216	Drycleaning plants, except rug cleaning*	4	716	343	81	23
7217	Carpet and upholstery cleaning	2	(D)	(D)	(D)	AA
7218	Industrial laundriers*	1	(D)	(D)	(D)	AA
7212, 9	Other laundry, cleaning, and garment services*	1	(D)	(D)	(D)	AA
722	Photographic studios, portrait	2	(D)	(D)	(D)	AA
723, 4	Beauty and barber shops	36	3 047	1 073	226	92
723	Beauty shops	30	2 707	934	201	78
724	Barber shops	6	340	139	25	14
725	Shoe repair shops and shoeshine parlors	1	(D)	(D)	(D)	AA
726	Funeral service and crematories	5	2 516	783	173	26
729	Miscellaneous personal services	6	(D)	(D)	(D)	BB
73	Business services	76	57 912	17 462	3 919	813
731	Advertising	6	3 365	1 250	231	34
732	Consumer credit reporting agencies, mercantile reporting agencies, and adjustment and collection agencies	2	(D)	(D)	(D)	BB
733	Mailing, reproduction, commercial art and photography, and stenographic services	8	3 157	922	208	40
734	Services to dwellings and other buildings	20	4 430	1 336	292	98
735	Miscellaneous equipment rental and leasing	3	(D)	(D)	(D)	AA
736	Personnel supply services	10	19 054	5 415	1 191	265
737	Computer programming, data processing, and other computer related services	17	16 632	5 350	1 265	222
7371, 2, 3	Computer programming, prepackaged software, and integrated systems	10	(D)	(D)	(D)	BB
7374, 5, 6	Data processing services	3	(D)	(D)	(D)	CC
7377, 8, 9	Computer rental and leasing, maintenance, and related services, n.e.c.	4	(D)	(D)	(D)	AA
738	Miscellaneous business services	10	3 071	971	208	68
75	Automotive repair, services, and parking	39	11 889	3 371	782	152
751	Automotive rental and leasing, without drivers	5	(D)	(D)	(D)	BB
752	Automobile parking	—	—	—	—	—
753	Automotive repair shops	32	8 983	2 688	661	124
7532	Top, body, and upholstery repair shops and paint shops	8	3 675	1 407	363	54
7538	General automotive repair shops	20	4 045	968	230	58
7533, 4, 6, 7, 9	Other automotive repair shops	4	1 263	313	68	12
754	Automotive services, except repair	2	(D)	(D)	(D)	AA
76	Miscellaneous repair services	17	12 211	3 175	731	112
762	Electrical repair shops	7	4 132	1 073	234	54
7622	Radio and television repair shops	1	(D)	(D)	(D)	AA
7623, 9	Other electrical and electronic repair shops	6	(D)	(D)	(D)	BB
763	Watch, clock, and jewelry repair	1	(D)	(D)	(D)	AA
764	Reupholstery and furniture repair	2	(D)	(D)	(D)	AA
769	Miscellaneous repair and related services	7	7 864	2 050	485	55

Table 5. Summary Statistics for Firms Subject to Federal Income Tax for Places With 350 Establishments or More: 1992 — Con.

[Includes only establishments with payroll. For meaning of abbreviations and symbols, see introductory text. For explanation of terms and comparability of 1987 and 1992 censuses, see appendix A. For information on geographic areas followed by ▲, see appendix F]

SIC code	Geographic area and kind of business or operation	Establishments (number)	Receipts (\$1,000)	Annual payroll (\$1,000)	First-quarter payroll (\$1,000)	Paid employees for pay period including March 12 (number)
EAST PROVIDENCE—Con.						
78, 79, 84	Amusement and recreation services, including motion pictures and museums	19	10 593	3 448	737	282
781, 2	Motion picture production, distribution, and services	2	(D)	(D)	(D)	AA
783	Motion picture theaters	1	(D)	(D)	(D)	AA
784	Video tape rental	2	(D)	(D)	(D)	AA
792	Theatrical producers (except motion picture), bands, orchestras, and entertainers	—	—	—	—	—
793	Bowling centers	2	(D)	(D)	(D)	BB
79 ex. 792, 3; 84	Commercial sports and other amusement and recreation services, including museums	12	7 799	2 818	594	208
80	Health services	86	66 974	33 247	7 463	1 165
801	Offices and clinics of doctors of medicine	39	24 360	14 914	3 154	232
802	Offices and clinics of dentists	18	9 980	4 507	1 007	144
803	Offices and clinics of doctors of osteopathy	1	(D)	(D)	(D)	AA
804	Offices and clinics of other health practitioners	13	3 357	995	229	51
805	Nursing and personal care facilities	5	16 405	8 198	1 947	539
806	Hospitals	—	—	—	—	—
807, 8, 9	Other health services	10	(D)	(D)	(D)	CC
81	Legal services	14	8 862	3 906	891	91
823, 4, 9	Selected educational services	5	787	273	60	19
83	Social services	15	1 592	759	188	77
835	Child day care services	13	(D)	(D)	(D)	BB
832, 3, 6, 9	Other social services	2	(D)	(D)	(D)	AA
87 ex. 8733	Engineering, accounting, research, management, and related services (except noncommercial research organizations)	67	39 885	15 537	3 671	583
871	Engineering, architectural, and surveying services	24	12 245	5 742	1 214	181
872	Accounting, auditing, and bookkeeping services	22	(D)	(D)	(D)	CC
873 ex. 87333	Research, development, and testing services (except noncommercial research organizations)	3	(D)	(D)	(D)	BB
874	Management and public relations services	18	19 354	7 086	1 830	251
89	Services, n.e.c.	7	(D)	(D)	(D)	BB
PAWTUCKET						
	Total	447	218 296	84 809	18 046	4 298
70 ex. 704	Hotels, rooming houses, camps, and other lodging places (except membership lodging)	2	(D)	(D)	(D)	BB
7011	Hotels and motels	2	(D)	(D)	(D)	BB
7011 pt.	Hotels	1	(D)	(D)	(D)	AA
7011 pt.	Motels, motor hotels, and tourist courts	1	(D)	(D)	(D)	BB
702, 3	Other lodging places	—	—	—	—	—
72	Personal services	67	29 712	9 784	2 415	717
721	Laundry, cleaning, and garment services	17	20 794	7 011	1 785	491
7211	Power laundries, family and commercial*	1	(D)	(D)	(D)	BB
7213	Linen supply*	3	11 968	4 692	1 105	272
7215	Coin-operated laundries and drycleaning	8	646	158	40	27
7216	Drycleaning plants, except rug cleaning*	2	(D)	(D)	(D)	BB
7217	Carpet and upholstery cleaning	1	(D)	(D)	(D)	BB
7218	Industrial launderers*	1	(D)	(D)	(D)	BB
7212, 9	Other laundry, cleaning, and garment services*	1	(D)	(D)	(D)	AA
722	Photographic studios, portrait	2	(D)	(D)	(D)	AA
723, 4	Beauty and barber shops	32	1 912	742	178	85
723	Beauty shops	30	(D)	(D)	(D)	BB
724	Barber shops	2	(D)	(D)	(D)	AA
725	Shoe repair shops and shoeshine parlors	—	—	—	—	—
726	Funeral service and crematories	10	3 649	841	195	49
729	Miscellaneous personal services	6	(D)	(D)	(D)	BB
73	Business services	89	70 657	33 517	5 755	1 772
731	Advertising	5	(D)	(D)	(D)	AA
732	Consumer credit reporting agencies, mercantile reporting agencies, and adjustment and collection agencies	1	(D)	(D)	(D)	AA
733	Mailing, reproduction, commercial art and photography, and stenographic services	12	5 830	1 682	403	103
734	Services to dwellings and other buildings	16	12 020	5 661	1 182	605
735	Miscellaneous equipment rental and leasing	7	5 825	860	172	34
736	Personnel supply services	11	6 450	4 190	948	442
737	Computer programming, data processing, and other computer related services	9	(D)	(D)	(D)	CC
7371, 2, 3	Computer programming, prepackaged software, and integrated systems	7	(D)	(D)	(D)	BB
7374, 5, 6	Data processing services	1	(D)	(D)	(D)	BB
7377, 8, 9	Computer rental and leasing, maintenance, and related services, n.e.c.	1	(D)	(D)	(D)	AA
738	Miscellaneous business services	28	14 301	5 611	1 337	390

Table 5. Summary Statistics for Firms Subject to Federal Income Tax for Places With 350 Establishments or More: 1992 — Con.

[Includes only establishments with payroll. For meaning of abbreviations and symbols, see introductory text. For explanation of terms and comparability of 1987 and 1992 censuses, see appendix A. For information on geographic areas followed by ▲, see appendix F]

SIC code	Geographic area and kind of business or operation	Establishments (number)	Receipts (\$1,000)	Annual payroll (\$1,000)	First-quarter payroll (\$1,000)	Paid employees for pay period including March 12 (number)
PAWTUCKET—Con.						
75	Automotive repair, services, and parking	50	12 680	3 289	824	158
751	Automotive rental and leasing, without drivers	1	(D)	(D)	(D)	AA
752	Automobile parking	—	—	—	—	—
753	Automotive repair shops	46	11 976	3 083	766	145
7532	Top, body, and upholstery repair shops and paint shops	15	5 598	1 528	395	67
7538	General automotive repair shops	19	3 782	893	215	44
7533, 4, 6, 7, 9	Other automotive repair shops	12	2 596	662	156	34
754	Automotive services, except repair	3	(D)	(D)	(D)	AA
76	Miscellaneous repair services	15	4 254	1 516	344	71
762	Electrical repair shops	5	1 378	752	185	35
7622	Radio and television repair shops	1	(D)	(D)	(D)	AA
7623, 9	Other electrical and electronic repair shops	4	(D)	(D)	(D)	BB
763	Watch, clock, and jewelry repair	1	(D)	(D)	(D)	AA
764	Reupholstery and furniture repair	2	(D)	(D)	(D)	AA
769	Miscellaneous repair and related services	7	2 526	659	148	29
78, 79, 84	Amusement and recreation services, including motion pictures and museums	17	6 133	2 021	239	99
781, 2	Motion picture production, distribution, and services	—	—	—	—	—
783	Motion picture theaters	—	—	—	—	—
784	Video tape rental	3	(D)	(D)	(D)	AA
792	Theatrical producers (except motion picture), bands, orchestras, and entertainers	1	(D)	(D)	(D)	BB
793	Bowling centers	1	(D)	(D)	(D)	AA
79 ex. 792, 3; 84	Commercial sports and other amusement and recreation services, including museums	12	4 789	1 749	178	34
80	Health services	109	59 054	21 988	5 682	867
801	Offices and clinics of doctors of medicine	56	27 225	11 753	2 909	312
802	Offices and clinics of dentists	24	7 988	2 367	467	131
803	Offices and clinics of doctors of osteopathy	1	(D)	(D)	(D)	AA
804	Offices and clinics of other health practitioners	15	4 162	1 187	275	62
805	Nursing and personal care facilities	3	(D)	(D)	(D)	EE
806	Hospitals	—	—	—	—	—
807, 8, 9	Other health services	10	(D)	(D)	(D)	BB
81	Legal services	46	11 820	2 782	592	143
823, 4, 9	Selected educational services	3	(D)	(D)	(D)	BB
83	Social services	13	1 656	650	182	78
835	Child day care services	10	664	298	100	42
832, 3, 6, 9	Other social services	3	992	352	82	36
87 ex. 8733	Engineering, accounting, research, management, and related services (except noncommercial research organizations)	33	15 430	7 344	1 554	286
871	Engineering, architectural, and surveying services	11	9 654	5 105	1 091	193
872	Accounting, auditing, and bookkeeping services	11	(D)	(D)	(D)	BB
873 ex. 8733	Research, development, and testing services (except noncommercial research organizations)	1	(D)	(D)	(D)	AA
874	Management and public relations services	10	4 208	1 714	337	59
89	Services, n.e.c.	3	(D)	(D)	(D)	AA
PROVIDENCE						
	Total	1 626	1 050 941	419 587	92 588	16 200
70 ex. 704	Hotels, rooming houses, camps, and other lodging places (except membership lodging)	6	29 312	8 026	1 877	640
7011	Hotels and motels	5	(D)	(D)	(D)	FF
7011 pt.	Hotels	3	(D)	(D)	(D)	FF
7011 pt.	Motels, motor hotels, and tourist courts	2	(D)	(D)	(D)	CC
702, 3	Other lodging places	1	(D)	(D)	(D)	AA
72	Personal services	149	24 027	7 560	1 762	591
721	Laundry, cleaning, and garment services	42	5 787	1 931	435	175
7211	Power laundries, family and commercial*	2	(D)	(D)	(D)	BB
7213	Linen supply*	1	(D)	(D)	(D)	AA
7215	Coin-operated laundries and drycleaning	16	1 903	495	119	68
7216	Drycleaning plants, except rug cleaning*	12	1 325	420	98	39
7217	Carpet and upholstery cleaning	2	(D)	(D)	(D)	AA
7218	Industrial launderers*	—	—	—	—	—
7212, 9	Other laundry, cleaning, and garment services*	9	1 590	516	102	30
722	Photographic studios, portrait	2	(D)	(D)	(D)	AA
723, 4	Beauty and barber shops	73	6 765	2 906	699	234
723	Beauty shops	66	6 522	2 831	680	223
724	Barber shops	7	243	75	19	11
725	Shoe repair shops and shoeshine parlors	2	(D)	(D)	(D)	AA
726	Funeral service and crematories	18	8 907	1 872	396	94
729	Miscellaneous personal services	12	(D)	(D)	(D)	BB

Table 5. Summary Statistics for Firms Subject to Federal Income Tax for Places With 350 Establishments or More: 1992 — Con.

[Includes only establishments with payroll. For meaning of abbreviations and symbols, see introductory text. For explanation of terms and comparability of 1987 and 1992 censuses, see appendix A. For information on geographic areas followed by ▲, see appendix F]

SIC code	Geographic area and kind of business or operation	Establishments (number)	Receipts (\$1,000)	Annual payroll (\$1,000)	First-quarter payroll (\$1,000)	Paid employees for pay period including March 12 (number)
PROVIDENCE— Con.						
73	Business services	308	227 824	96 982	21 967	5 582
731	Advertising	40	30 384	11 641	2 786	297
732	Consumer credit reporting agencies, mercantile reporting agencies, and adjustment and collection agencies	5	2 553	718	168	33
733	Mailing, reproduction, commercial art and photography, and stenographic services	50	13 958	4 376	976	185
734	Services to dwellings and other buildings	42	18 812	11 247	2 698	1 057
735	Miscellaneous equipment rental and leasing	7	4 129	846	193	40
736	Personnel supply services	62	52 133	33 825	6 508	2 543
737	Computer programming, data processing, and other computer related services	34	65 573	17 490	4 430	364
7371, 2, 3	Computer programming, prepackaged software, and integrated systems	23	56 731	14 673	3 673	259
7374, 5, 6	Data processing services	5	(D)	(D)	(D)	BB
7377, 8, 9	Computer rental and leasing, maintenance, and related services, n.e.c.	6	(D)	(D)	(D)	BB
738	Miscellaneous business services	68	40 282	16 839	4 208	1 063
75	Automotive repair, services, and parking	115	41 355	10 381	2 584	510
751	Automotive rental and leasing, without drivers	4	5 296	325	83	23
752	Automobile parking	16	(D)	(D)	(D)	BB
753	Automotive repair shops	83	29 433	8 258	2 030	361
7532	Top, body, and upholstery repair shops and paint shops	34	12 280	3 297	818	145
7538	General automotive repair shops	31	6 032	1 663	406	90
7533, 4, 6, 7, 9	Other automotive repair shops	18	11 121	3 298	806	126
754	Automotive services, except repair	12	(D)	(D)	(D)	BB
76	Miscellaneous repair services	40	28 136	11 409	2 658	441
762	Electrical repair shops	7	8 379	4 689	1 134	200
7622	Radio and television repair shops	2	(D)	(D)	(D)	AA
7623, 9	Other electrical and electronic repair shops	5	(D)	(D)	(D)	CC
763	Watch, clock, and jewelry repair	3	(D)	(D)	(D)	AA
764	Reupholstery and furniture repair	3	(D)	(D)	(D)	AA
769	Miscellaneous repair and related services	27	19 270	6 600	1 493	225
78, 79, 84	Amusement and recreation services, including motion pictures and museums	49	21 171	4 316	919	320
781, 2	Motion picture production, distribution, and services	5	(D)	(D)	(D)	AA
783	Motion picture theaters	4	1 192	300	71	57
784	Video tape rental	11	3 641	656	169	60
792	Theatrical producers (except motion picture), bands, orchestras, and entertainers	3	(D)	(D)	(D)	AA
793	Bowling centers	1	(D)	(D)	(D)	AA
79 ex. 792, 3; 84	Commercial sports and other amusement and recreation services, including museums	25	12 987	2 778	536	175
80	Health services	411	261 283	121 720	26 204	3 898
801	Offices and clinics of doctors of medicine	238	142 132	69 098	13 868	1 385
802	Offices and clinics of dentists	64	26 416	10 879	2 568	356
803	Offices and clinics of doctors of osteopathy	4	933	477	42	6
804	Offices and clinics of other health practitioners	54	12 556	3 679	866	170
805	Nursing and personal care facilities	11	38 496	18 762	4 677	1 195
806	Hospitals	—	—	—	—	—
807, 8, 9	Other health services	40	40 750	18 825	4 183	786
81	Legal services	307	256 767	94 384	19 363	2 310
823, 4, 9	Selected educational services	9	4 817	1 639	404	98
83	Social services	29	4 876	2 216	540	158
835	Child day care services	13	1 766	888	221	89
832, 3, 6, 9	Other social services	16	3 110	1 328	319	69
87 ex. 8733	Engineering, accounting, research, management, and related services (except noncommercial research organizations)	195	150 270	60 458	14 238	1 643
871	Engineering, architectural, and surveying services	59	48 706	19 153	4 010	462
872	Accounting, auditing, and bookkeeping services	59	67 446	25 373	6 690	764
873 ex. 8733	Research, development, and testing services (except noncommercial research organizations)	7	7 031	4 555	774	94
874	Management and public relations services	70	27 087	11 377	2 764	323
89	Services, n.e.c.	8	1 103	496	72	9

Table 5. Summary Statistics for Firms Subject to Federal Income Tax for Places With 350 Establishments or More: 1992 — Con.

[Includes only establishments with payroll. For meaning of abbreviations and symbols, see introductory text. For explanation of terms and comparability of 1987 and 1992 censuses, see appendix A. For information on geographic areas followed by ▲, see appendix F]

SIC code	Geographic area and kind of business or operation	Establishments (number)	Receipts (\$1,000)	Annual payroll (\$1,000)	First-quarter payroll (\$1,000)	Paid employees for pay period including March 12 (number)
WARWICK						
	Total	913	477 606	164 529	36 387	7 601
70 ex. 704	Hotels, rooming houses, camps, and other lodging places (except membership lodging)	7	14 474	3 994	957	301
7011	Hotels and motels	7	14 474	3 994	957	301
7011 pt.	Hotels	3	11 942	3 481	841	247
7011 pt.	Motels, motor hotels, and tourist courts	4	2 532	513	116	54
702, 3	Other lodging places	—	—	—	—	—
72	Personal services	111	19 831	7 001	1 593	578
721	Laundry, cleaning, and garment services	26	4 847	2 082	458	183
7211	Power laundries, family and commercial*	—	—	—	—	—
7213	Linen supply*	—	—	—	—	—
7215	Coin-operated laundries and drycleaning	8	(D)	(D)	(D)	BB
7216	Drycleaning plants, except rug cleaning*	10	3 000	1 402	317	110
7217	Carpet and upholstery cleaning	4	1 061	471	91	39
7218	Industrial laundriers*	—	—	—	—	—
7212, 9	Other laundry, cleaning, and garment services*	4	(D)	(D)	(D)	AA
722	Photographic studios, portrait	10	(D)	(D)	(D)	BB
723, 4	Beauty and barber shops	55	5 813	2 454	608	233
723	Beauty shops	50	(D)	(D)	(D)	CC
724	Barber shops	5	(D)	(D)	(D)	AA
725	Shoe repair shops and shoeshine parlors	1	(D)	(D)	(D)	AA
726	Funeral service and crematories	4	2 796	700	160	27
729	Miscellaneous personal services	15	(D)	(D)	(D)	CC
73	Business services	157	86 396	40 279	8 884	2 109
731	Advertising	7	(D)	(D)	(D)	BB
732	Consumer credit reporting agencies, mercantile reporting agencies, and adjustment and collection agencies	4	(D)	(D)	(D)	BB
733	Mailing, reproduction, commercial art and photography, and stenographic services	12	3 250	851	203	66
734	Services to dwellings and other buildings	33	7 278	2 744	628	195
735	Miscellaneous equipment rental and leasing	12	(D)	(D)	(D)	BB
736	Personnel supply services	27	26 853	18 223	3 969	1 085
737	Computer programming, data processing, and other computer related services	21	13 602	6 098	1 404	182
7371, 2, 3	Computer programming, prepackaged software, and integrated systems	15	(D)	(D)	(D)	CC
7374, 5, 6	Data processing services	1	(D)	(D)	(D)	AA
7377, 8, 9	Computer rental and leasing, maintenance, and related services, n.e.c.	5	(D)	(D)	(D)	BB
738	Miscellaneous business services	41	19 358	6 986	1 651	406
75	Automotive repair, services, and parking	77	83 258	12 251	2 893	613
751	Automotive rental and leasing, without drivers	13	(D)	(D)	(D)	EE
752	Automobile parking	3	(D)	(D)	(D)	BB
753	Automotive repair shops	52	12 595	3 067	702	139
7532	Top, body, and upholstery repair shops and paint shops	13	3 262	896	195	40
7538	General automotive repair shops	29	6 030	1 414	319	62
7533, 4, 6, 7, 9	Other automotive repair shops	10	3 303	757	188	37
754	Automotive services, except repair	9	(D)	(D)	(D)	BB
76	Miscellaneous repair services	38	16 501	5 317	1 314	210
762	Electrical repair shops	11	5 717	2 216	571	92
7622	Radio and television repair shops	2	(D)	(D)	(D)	BB
7623, 9	Other electrical and electronic repair shops	9	(D)	(D)	(D)	BB
763	Watch, clock, and jewelry repair	2	(D)	(D)	(D)	AA
764	Reupholstery and furniture repair	6	(D)	(D)	(D)	AA
769	Miscellaneous repair and related services	19	(D)	(D)	(D)	CC
78, 79, 84	Amusement and recreation services, including motion pictures and museums	51	37 550	8 456	1 311	497
781, 2	Motion picture production, distribution, and services	4	(D)	(D)	(D)	BB
783	Motion picture theaters	4	(D)	(D)	(D)	BB
784	Video tape rental	6	1 163	260	48	24
792	Theatrical producers (except motion picture), bands, orchestras, and entertainers	6	3 817	631	127	40
793	Bowling centers	1	(D)	(D)	(D)	AA
79 ex. 792, 3, 84	Commercial sports and other amusement and recreation services, including museums	30	21 924	6 273	827	301
80	Health services	254	151 892	63 690	14 091	2 305
801	Offices and clinics of doctors of medicine	120	63 050	30 311	6 342	650
802	Offices and clinics of dentists	48	21 743	8 975	2 062	313
803	Offices and clinics of doctors of osteopathy	13	5 025	2 286	552	58
804	Offices and clinics of other health practitioners	31	8 297	2 919	662	134
805	Nursing and personal care facilities	8	25 411	12 589	2 979	773
806	Hospitals	—	—	—	—	—
807, 8, 9	Other health services	34	28 366	6 610	1 494	377
81	Legal services	76	26 926	7 685	1 722	258
823, 4, 9	Selected educational services	5	(D)	(D)	(D)	BB

Table 5. Summary Statistics for Firms Subject to Federal Income Tax for Places With 350 Establishments or More: 1992 — Con.

[Includes only establishments with payroll. For meaning of abbreviations and symbols, see introductory text. For explanation of terms and comparability of 1987 and 1992 censuses, see appendix A. For information on geographic areas followed by ▲, see appendix F]

SIC code	Geographic area and kind of business or operation	Establishments (number)	Receipts (\$1,000)	Annual payroll (\$1,000)	First-quarter payroll (\$1,000)	Paid employees for pay period including March 12 (number)
	WARWICK — Con.					
83	Social services	27	4 642	2 206	581	208
835	Child day care services	17	2 731	1 372	359	137
832, 3, 6, 9	Other social services	10	1 911	834	222	71
87 ex. 8733	Engineering, accounting, research, management, and related services (except noncommercial research organizations)	106	31 533	13 095	2 919	493
871	Engineering, architectural, and surveying services	22	5 539	2 367	524	77
872	Accounting, auditing, and bookkeeping services	58	16 030	6 472	1 449	305
873 ex. 8733	Research, development, and testing services (except noncommercial research organizations)	5	(D)	(D)	(D)	BB
874	Management and public relations services	21	(D)	(D)	(D)	BB
89	Services, n.e.c.	4	(D)	(D)	(D)	AA

Table 6. Summary Statistics for Firms Subject to Federal Income Tax for Counties With 350 Establishments or More: 1992

[Includes only establishments with payroll. For meaning of abbreviations and symbols, see introductory text. For explanation of terms and comparability of 1987 and 1992 censuses, see appendix A. For information on geographic areas followed by ▲, see appendix F]

SIC code	Geographic area and kind of business or operation	Establishments (number)	Receipts (\$1,000)	Annual payroll (\$1,000)	First-quarter payroll (\$1,000)	Paid employees for pay period including March 12 (number)
	KENT COUNTY					
	Total	1 324	595 151	208 469	46 639	10 057
70 ex. 704	Hotels, rooming houses, camps, and other lodging places (except membership lodging)	12	16 016	4 333	1 041	351
7011	Hotels and motels	11	(D)	(D)	(D)	EE
7011 pt.	Hotels	5	(D)	(D)	(D)	EE
7011 pt.	Motels, motor hotels, and tourist courts	6	(D)	(D)	(D)	BB
702, 3	Other lodging places	1	(D)	(D)	(D)	AA
72	Personal services	176	30 046	10 770	2 454	866
721	Laundry, cleaning, and garment services	40	7 315	2 890	648	254
7211	Power laundries, family and commercial*	—	—	—	—	—
7213	Linen supply*	—	—	—	—	—
7215	Coin-operated laundries and drycleaning	16	1 725	398	94	57
7216	Drycleaning plants, except rug cleaning*	15	4 234	1 894	420	148
7217	Carpet and upholstery cleaning	4	1 061	471	91	39
7218	Industrial launderers*	—	—	—	—	—
7212, 9	Other laundry, cleaning, and garment services*	5	295	127	43	10
722	Photographic studios, portrait	14	2 648	609	106	40
723, 4	Beauty and barber shops	90	8 563	3 735	905	352
723	Beauty shops	84	8 154	3 546	860	337
724	Barber shops	6	409	189	45	15
725	Shoe repair shops and shoeshine parlors	1	(D)	(D)	(D)	AA
726	Funeral service and crematories	10	5 196	1 234	304	48
729	Miscellaneous personal services	21	(D)	(D)	(D)	CC
73	Business services	225	110 574	50 536	11 162	2 484
731	Advertising	10	10 384	4 578	1 053	136
732	Consumer credit reporting agencies, mercantile reporting agencies, and adjustment and collection agencies	5	(D)	(D)	(D)	BB
733	Mailing, reproduction, commercial art and photography, and stenographic services	18	4 656	1 379	239	75
734	Services to dwellings and other buildings	53	10 337	3 697	846	285
735	Miscellaneous equipment rental and leasing	16	8 435	2 604	403	84
736	Personnel supply services	32	27 644	18 761	4 072	1 115
737	Computer programming, data processing, and other computer related services	32	22 158	10 674	2 500	287
7371, 2, 3	Computer programming, prepackaged software, and integrated systems	25	18 416	9 492	2 162	247
7374, 5, 6	Data processing services	1	(D)	(D)	(D)	AA
7377, 8, 9	Computer rental and leasing, maintenance, and related services, n.e.c.	6	(D)	(D)	(D)	BB
738	Miscellaneous business services	59	(D)	(D)	(D)	EE

Table 6. Summary Statistics for Firms Subject to Federal Income Tax for Counties With 350 Establishments or More: 1992 — Con.

[Includes only establishments with payroll. For meaning of abbreviations and symbols, see introductory text. For explanation of terms and comparability of 1987 and 1992 censuses, see appendix A. For information on geographic areas followed by ▲, see appendix F]

SIC code	Geographic area and kind of business or operation	Establishments (number)	Receipts (\$1,000)	Annual payroll (\$1,000)	First-quarter payroll (\$1,000)	Paid employees for pay period including March 12 (number)
KENT COUNTY — Con.						
75	Automotive repair, services, and parking	125	95 260	15 561	3 648	788
751	Automotive rental and leasing, without drivers	14	63 524	8 339	1 923	400
752	Automobile parking	3	(D)	(D)	(D)	BB
753	Automotive repair shops	92	21 631	5 697	1 319	259
7532	Top, body, and upholstery repair shops and paint shops	32	7 408	2 142	497	91
7538	General automotive repair shops	40	8 747	2 206	493	98
7533, 4, 6, 7, 9	Other automotive repair shops	20	5 476	1 349	329	70
754	Automotive services, except repair	16	(D)	(D)	(D)	BB
76	Miscellaneous repair services	67	20 829	6 709	1 628	282
762	Electrical repair shops	21	6 617	2 520	630	110
7622	Radio and television repair shops	6	1 990	966	248	47
7623, 9	Other electrical and electronic repair shops	15	4 627	1 554	382	63
763	Watch, clock, and jewelry repair	3	(D)	(D)	(D)	AA
764	Reupholstery and furniture repair	7	868	273	59	16
769	Miscellaneous repair and related services	36	(D)	(D)	(D)	CC
78, 79, 84	Amusement and recreation services, including motion pictures and museums	80	42 533	9 793	1 589	637
781, 2	Motion picture production, distribution, and services	4	(D)	(D)	(D)	BB
783	Motion picture theaters	4	(D)	(D)	(D)	BB
784	Video tape rental	13	(D)	(D)	(D)	BB
792	Theatrical producers (except motion picture), bands, orchestras, and entertainers	9	4 279	759	148	51
793	Bowling centers	2	(D)	(D)	(D)	AA
79 ex. 792, 3; 84	Commercial sports and other amusement and recreation services, including museums	48	25 308	7 243	1 023	398
80	Health services	328	195 648	82 194	18 513	3 378
801	Offices and clinics of doctors of medicine	139	69 420	32 457	6 848	757
802	Offices and clinics of dentists	74	29 485	11 421	2 629	432
803	Offices and clinics of doctors of osteopathy	19	8 158	4 216	1 047	98
804	Offices and clinics of other health practitioners	42	12 489	3 580	821	177
805	Nursing and personal care facilities	15	46 862	23 461	5 578	1 520
806	Hospitals	—	—	—	—	—
807, 8, 9	Other health services	39	29 234	7 059	1 590	394
81	Legal services	100	31 800	8 495	1 912	311
823, 4, 9	Selected educational services	10	2 501	608	124	31
83	Social services	42	5 735	2 701	702	272
835	Child day care services	28	3 490	1 732	440	187
832, 3, 6, 9	Other social services	14	2 245	969	262	85
87 ex. 8733	Engineering, accounting, research, management, and related services (except noncommercial research organizations)	153	40 597	16 378	3 789	641
871	Engineering, architectural, and surveying services	36	9 235	4 008	978	147
872	Accounting, auditing, and bookkeeping services	77	17 799	7 055	1 613	354
873 ex. 8733	Research, development, and testing services (except noncommercial research organizations)	6	5 086	2 073	505	67
874	Management and public relations services	34	8 477	3 242	693	73
89	Services, n.e.c.	6	3 612	391	77	16
NEWPORT COUNTY						
	Total	684	389 606	151 869	35 656	7 022
70 ex. 704	Hotels, rooming houses, camps, and other lodging places (except membership lodging)	40	57 058	16 720	3 551	1 270
7011	Hotels and motels	37	56 707	16 679	3 547	1 264
7011 pt.	Hotels	26	48 047	14 498	3 217	1 133
7011 pt.	Motels, motor hotels, and tourist courts	11	8 660	2 181	330	131
702, 3	Other lodging places	3	351	41	4	6
72	Personal services	75	12 204	4 181	918	399
721	Laundry, cleaning, and garment services	15	2 499	724	155	84
7211	Power laundries, family and commercial*	—	—	—	—	—
7213	Linen supply*	1	(D)	(D)	(D)	BB
7215	Coin-operated laundries and drycleaning	5	565	118	26	19
7216	Drycleaning plants, except rug cleaning*	4	(D)	(D)	(D)	BB
7217	Carpet and upholstery cleaning	2	(D)	(D)	(D)	AA
7218	Industrial launderers*	—	—	—	—	—
7212, 9	Other laundry, cleaning, and garment services*	3	(D)	(D)	(D)	AA
722	Photographic studios, portrait	6	(D)	(D)	(D)	AA
723, 4	Beauty and barber shops	35	4 050	1 947	472	181
723	Beauty shops	34	(D)	(D)	(D)	CC
724	Barber shops	1	(D)	(D)	(D)	AA
725	Shoe repair shops and shoeshine parlors	1	(D)	(D)	(D)	AA
726	Funeral service and crematories	4	(D)	(D)	(D)	AA
729	Miscellaneous personal services	14	(D)	(D)	(D)	CC

Table 6. Summary Statistics for Firms Subject to Federal Income Tax for Counties With 350 Establishments or More: 1992 — Con.

[Includes only establishments with payroll. For meaning of abbreviations and symbols, see introductory text. For explanation of terms and comparability of 1987 and 1992 censuses, see appendix A. For information on geographic areas followed by ▲, see appendix F]

SIC code	Geographic area and kind of business or operation	Establishments (number)	Receipts (\$1,000)	Annual payroll (\$1,000)	First-quarter payroll (\$1,000)	Paid employees for pay period including March 12 (number)
NEWPORT COUNTY — Con.						
73	Business services	120	84 011	34 490	8 387	1 370
731	Advertising	2	(D)	(D)	(D)	AA
732	Consumer credit reporting agencies, mercantile reporting agencies, and adjustment and collection agencies	—	—	—	—	—
733	Mailing, reproduction, commercial art and photography, and stenographic services	10	2 547	554	116	32
734	Services to dwellings and other buildings	21	3 913	1 758	326	129
735	Miscellaneous equipment rental and leasing	9	3 744	1 010	121	29
736	Personnel supply services	11	(D)	(D)	(D)	EE
737	Computer programming, data processing, and other computer related services	39	56 532	23 644	5 881	623
7371, 2, 3	Computer programming, prepackaged software, and integrated systems	23	47 249	20 140	5 048	514
7374, 5, 6	Data processing services	7	(D)	(D)	(D)	BB
7377, 8, 9	Computer rental and leasing, maintenance, and related services, n.e.c.	9	(D)	(D)	(D)	BB
738	Miscellaneous business services	28	(D)	(D)	(D)	CC
75	Automotive repair, services, and parking	55	13 788	3 055	751	157
751	Automotive rental and leasing, without drivers	5	1 345	149	31	7
752	Automobile parking	—	—	—	—	—
753	Automotive repair shops	44	11 448	2 665	659	136
7532	Top, body, and upholstery repair shops and paint shops	11	3 573	1 102	269	45
7538	General automotive repair shops	23	4 187	834	207	51
7533, 4, 6, 7, 9	Other automotive repair shops	10	3 688	729	183	40
754	Automotive services, except repair	6	995	241	61	14
76	Miscellaneous repair services	26	(D)	(D)	(D)	BB
762	Electrical repair shops	6	(D)	(D)	(D)	BB
7622	Radio and television repair shops	2	(D)	(D)	(D)	AA
7623, 9	Other electrical and electronic repair shops	4	(D)	(D)	(D)	AA
763	Watch, clock, and jewelry repair	—	—	—	—	—
764	Reupholstery and furniture repair	3	(D)	(D)	(D)	AA
769	Miscellaneous repair and related services	17	(D)	(D)	(D)	BB
78, 79, 84	Amusement and recreation services, including motion pictures and museums	63	20 727	7 077	1 144	507
781, 2	Motion picture production, distribution, and services	2	(D)	(D)	(D)	AA
783	Motion picture theaters	5	(D)	(D)	(D)	BB
784	Video tape rental	12	880	170	35	36
792	Theatrical producers (except motion picture), bands, orchestras, and entertainers	5	(D)	(D)	(D)	AA
793	Bowling centers	2	(D)	(D)	(D)	BB
79 ex. 792, 3; 84	Commercial sports and other amusement and recreation services, including museums	37	14 306	5 797	845	362
80	Health services	135	56 540	23 300	5 237	1 109
801	Offices and clinics of doctors of medicine	51	20 521	8 963	1 810	225
802	Offices and clinics of dentists	44	(D)	(D)	(D)	CC
803	Offices and clinics of doctors of osteopathy	3	(D)	(D)	(D)	AA
804	Offices and clinics of other health practitioners	16	(D)	(D)	(D)	BB
805	Nursing and personal care facilities	9	16 467	7 612	1 849	470
806	Hospitals	—	—	—	—	—
807, 8, 9	Other health services	12	(D)	(D)	(D)	CC
81	Legal services	43	12 097	4 035	907	148
823, 4, 9	Selected educational services	6	3 876	950	233	37
83	Social services	22	15 343	6 885	1 978	506
835	Child day care services	13	3 231	1 778	452	160
832, 3, 6, 9	Other social services	9	12 112	5 107	1 526	346
87 ex. 8733	Engineering, accounting, research, management, and related services (except noncommercial research organizations)	92	106 520	48 302	12 002	1 418
871	Engineering, architectural, and surveying services	39	79 650	35 368	9 098	1 012
872	Accounting, auditing, and bookkeeping services	24	4 972	1 803	445	93
873 ex. 8733	Research, development, and testing services (except noncommercial research organizations)	6	3 598	1 940	448	44
874	Management and public relations services	23	18 300	9 191	2 011	269
89	Services, n.e.c.	7	(D)	(D)	(D)	BB

Table 6. Summary Statistics for Firms Subject to Federal Income Tax for Counties With 350 Establishments or More: 1992 — Con.

[Includes only establishments with payroll. For meaning of abbreviations and symbols, see introductory text. For explanation of terms and comparability of 1987 and 1992 censuses, see appendix A. For information on geographic areas followed by ▲, see appendix F]

SIC code	Geographic area and kind of business or operation	Establishments (number)	Receipts (\$1,000)	Annual payroll (\$1,000)	First-quarter payroll (\$1,000)	Paid employees for pay period including March 12 (number)
PROVIDENCE COUNTY						
	Total	4 575	2 293 245	896 543	198 229	39 545
70 ex. 704	Hotels, rooming houses, camps, and other lodging places (except membership lodging)	28	35 790	9 237	2 114	771
7011	Hotels and motels	20	34 908	9 109	2 104	766
7011 pt.	Hotels	8	26 573	6 840	1 613	589
7011 pt.	Hotels, 25 guestrooms or more	7	(D)	(D)	(D)	FF
7011 pt.	Hotels, less than 25 guestrooms	1	(D)	(D)	(D)	AA
7011 pt.	Motels, motor hotels, and tourist courts	12	8 335	2 269	491	177
7011 pt.	Motels, tourist courts	9	(D)	(D)	(D)	CC
7011 pt.	Motor hotels	3	(D)	(D)	(D)	BB
702, 3	Other lodging places	8	882	128	10	5
702	Rooming and boarding houses	3	(D)	(D)	(D)	AA
703	Camps and recreational vehicle parks	5	(D)	(D)	(D)	AA
72	Personal services	622	123 340	40 655	9 523	3 333
721	Laundry, cleaning, and garment services	151	48 304	15 350	3 667	1 161
7211	Power laundries, family and commercial*	9	(D)	(D)	(D)	BB
7213	Linen supply*	7	(D)	(D)	(D)	EE
7215	Coin-operated laundries and drycleaning	52	5 829	1 453	341	186
7216	Drycleaning plants, except rug cleaning*	48	8 774	3 162	746	266
7217	Carpet and upholstery cleaning	17	5 867	1 204	387	146
7218	Industrial laundriers*	2	(D)	(D)	(D)	BB
7212, 9	Other laundry, cleaning, and garment services*	16	(D)	(D)	(D)	BB
7212	Garment pressing, and agents for laundries and drycleaners	7	(D)	(D)	(D)	AA
7219	Laundry and garment services, n.e.c.*	9	(D)	(D)	(D)	BB
722	Photographic studios, portrait	20	7 697	2 292	498	131
723, 4	Beauty and barber shops	327	25 776	10 337	2 407	920
723	Beauty shops	300	24 487	9 785	2 290	868
724	Barber shops	27	1 289	552	117	52
725	Shoe repair shops and shoeshine parlors	4	237	34	6	3
726	Funeral service and crematories	62	27 169	6 932	1 458	306
729	Miscellaneous personal services	58	14 157	5 710	1 487	812
7291	Tax return preparation services	9	2 210	1 126	528	379
7299	Miscellaneous personal services, n.e.c.	49	11 947	4 584	959	433
73	Business services	783	519 570	214 989	45 768	12 278
731	Advertising	61	42 472	17 715	3 682	397
7311	Advertising agencies	54	(D)	(D)	(D)	EE
7312	Outdoor advertising services	4	(D)	(D)	(D)	BB
7313	Radio, television, publishers' advertising representatives	2	(D)	(D)	(D)	AA
7319	Advertising, n.e.c.	1	(D)	(D)	(D)	AA
732	Consumer credit reporting agencies, mercantile reporting agencies, and adjustment and collection agencies	10	(D)	(D)	(D)	CC
7322	Adjustment and collection services	1	(D)	(D)	(D)	AA
7323	Credit reporting services	9	(D)	(D)	(D)	CC
733	Mailing, reproduction, commercial art and photography, and stenographic services	88	31 826	10 273	2 324	492
7331	Direct mail advertising services	4	(D)	(D)	(D)	BB
7334	Photocopying and duplicating services	12	(D)	(D)	(D)	BB
7335, 6	Commercial photography, art, and graphics	54	12 253	3 892	893	144
7335	Commercial photography	14	2 973	740	166	27
7336	Commercial art and graphic design	40	9 280	3 152	727	117
7338	Secretarial and court reporting services	18	8 101	3 077	668	162
734	Services to dwellings and other buildings	175	50 075	25 028	5 784	2 625
7342	Disinfecting and pest control services	13	6 489	4 042	852	155
7349	Building cleaning and maintenance services, n.e.c.	162	43 586	20 986	4 932	2 470
735	Miscellaneous equipment rental and leasing	45	26 007	6 268	1 384	333
7352	Medical equipment rental and leasing	3	(D)	(D)	(D)	BB
7353	Heavy construction equipment rental and leasing	10	(D)	(D)	(D)	CC
7359	Equipment rental and leasing, n.e.c.	32	16 189	3 336	733	174
736	Personnel supply services	107	109 222	67 946	12 488	4 346
7361	Employment agencies	46	14 227	7 930	1 367	565
7363	Help supply services	61	94 995	60 016	11 121	3 781
7363 pt.	Temporary help supply	49	64 992	36 112	7 222	2 866
7363 pt.	Help supply, except temporary	12	30 003	23 904	3 899	915
737	Computer programming, data processing, and other computer related services	100	121 717	42 769	8 781	1 018
7371, 2, 3	Computer programming, prepackaged software, and integrated systems	67	90 678	31 656	5 969	526
7371	Computer programming services	47	16 612	7 638	1 799	204
7372	Prepackaged software	10	(D)	(D)	(D)	CC
7373	Computer integrated systems	10	(D)	(D)	(D)	BB
7374, 5, 6	Data processing services	15	25 052	8 721	2 196	407
7374, 5	Computer processing, information retrieval	15	25 052	8 721	2 196	407
7376	Computer facilities management services	-	-	-	-	-
7377, 8, 9	Computer rental and leasing, maintenance, and related services, n.e.c.	18	5 987	2 392	616	85
7377	Computer rental and leasing	-	-	-	-	-
7378	Computer maintenance and repair	5	(D)	(D)	(D)	BB
7379	Computer related services, n.e.c.	13	(D)	(D)	(D)	BB

Table 6. Summary Statistics for Firms Subject to Federal Income Tax for Counties With 350 Establishments or More: 1992 — Con.

[Includes only establishments with payroll. For meaning of abbreviations and symbols, see introductory text. For explanation of terms and comparability of 1987 and 1992 censuses, see appendix A. For information on geographic areas followed by ▲, see appendix F]

SIC code	Geographic area and kind of business or operation	Establishments (number)	Receipts (\$1,000)	Annual payroll (\$1,000)	First-quarter payroll (\$1,000)	Paid employees for pay period including March 12 (number)
PROVIDENCE COUNTY — Con.						
73	Business services—Con.					
738	Miscellaneous business services	197	(D)	(D)	(D)	HH
7381, 2	Detective agencies and protective services	43	30 526	15 069	4 019	1 210
7381	Detective, guard, and armored car services	32	18 586	10 522	2 958	968
7382	Security systems services	11	11 940	4 547	1 061	242
7383	News syndicates	3	(D)	(D)	(D)	AA
7384	Photofinishing laboratories*	17	8 812	3 113	743	147
7389	Business services, n.e.c.	134	(D)	(D)	(D)	GG
7389 pt.	Sign painting shops	8	(D)	(D)	(D)	AA
7389 pt.	Interior designing	10	3 245	931	166	28
7389 pt.	Telephone answering services	9	2 093	1 238	297	113
7389 pt.	Other business services	107	82 436	21 506	5 339	1 428
75	Automotive repair, services, and parking	427	118 883	30 128	7 365	1 489
751	Automotive rental and leasing, without drivers	19	10 310	1 411	313	72
7513	Truck rental and leasing, without drivers	8	(D)	(D)	(D)	BB
7514, 5	Passenger car rental and leasing	9	(D)	(D)	(D)	BB
7514	Passenger car rental	7	(D)	(D)	(D)	BB
7515	Passenger car leasing	2	(D)	(D)	(D)	AA
7519	Utility trailer and recreational vehicle rental	2	(D)	(D)	(D)	AA
752	Automobile parking	17	(D)	(D)	(D)	CC
753	Automotive repair shops	350	96 688	25 547	6 263	1 183
7532	Top, body, and upholstery repair shops and paint shops	130	41 818	11 911	2 958	523
7532 pt.	Top and body repair shops	122	39 559	11 225	2 783	479
7532 pt.	Paint shops	8	2 259	686	175	44
7538	General automotive repair shops	157	33 556	7 632	1 879	399
7538 pt.	General automotive repair shops, except diesel	144	30 243	6 715	1 664	356
7538 pt.	Diesel repair shops	13	3 313	917	215	43
7533, 4, 6, 7, 9	Other automotive repair shops	63	21 314	6 004	1 426	261
7533	Automotive exhaust system repair shops	15	5 299	1 336	275	52
7534	Tire retreading and repair shops	3	(D)	(D)	(D)	AA
7536	Automotive glass replacement shops	9	4 284	879	227	39
7537	Automotive transmission repair shops	10	3 296	1 096	288	54
7539	Automotive repair shops, n.e.c.	26	(D)	(D)	(D)	CC
7539 pt.	Radiator repair	7	1 314	318	81	19
7539 pt.	Brake, front end, and wheel alignment	5	3 470	1 129	251	39
7539 pt.	Automotive electrical and fuel system services	13	2 982	1 000	239	43
7539 pt.	Other automotive repair shops, n.e.c.	1	(D)	(D)	(D)	AA
754	Automotive services, except repair	41	(D)	(D)	(D)	CC
7542	Carwashes	20	(D)	(D)	(D)	BB
7549	Automotive services, except repair and carwashes	21	4 022	1 045	280	77
76	Miscellaneous repair services	151	64 671	22 552	5 125	885
762	Electrical repair shops	39	22 534	9 153	2 069	377
7622	Radio and television repair shops	12	3 391	749	179	34
7623, 9	Other electrical and electronic repair shops	27	19 143	8 404	1 890	343
7623	Refrigeration and air-conditioning service and repair shops	7	2 886	802	173	27
7629	Electrical and electronic repair shops, n.e.c.	20	16 257	7 602	1 717	316
763	Watch, clock, and jewelry repair	10	916	328	67	27
764	Reupholstery and furniture repair	15	1 690	446	89	33
769	Miscellaneous repair and related services	87	39 531	12 625	2 900	448
7692	Welding repair	15	4 359	1 433	301	57
7694	Armature rewinding shops	4	(D)	(D)	(D)	CC
7699	Repair shops and related services, n.e.c.	68	(D)	(D)	(D)	EE
78, 79, 84	Amusement and recreation services, including motion pictures and museums	193	109 906	29 848	6 527	2 196
781, 2	Motion picture production, distribution, and services	10	10 795	1 778	356	49
783	Motion picture theaters	10	4 883	910	220	174
7832	Motion picture theaters, except drive-in	9	(D)	(D)	(D)	CC
7833	Drive-in motion picture theaters	1	(D)	(D)	(D)	BB
784	Video tape rental	34	9 290	1 737	454	177
792	Theatrical producers (except motion picture), bands, orchestras, and entertainers	10	1 387	380	99	88
7922	Theatrical producers (except motion picture) and miscellaneous theatrical services	2	(D)	(D)	(D)	BB
7929	Bands, orchestras, actors, and other entertainers and entertainment groups	8	(D)	(D)	(D)	BB
793	Bowling centers	11	6 803	2 025	487	233
79 ex. 792, 3, 84	Commercial sports and other amusement and recreation services, including museums	118	76 748	23 018	4 911	1 475
794	Commercial sports	11	(D)	(D)	(D)	FF
7941	Professional sports clubs, managers, promoters	1	(D)	(D)	(D)	AA
7948	Racing, including track operation	10	(D)	(D)	(D)	FF
79 ex. 792, 3, 4, 84	Other amusement and recreation services, including museums	107	(D)	(D)	(D)	FF
791	Dance studios, schools, and halls	20	1 695	546	135	78
7991	Physical fitness facilities	22	6 812	1 985	546	221
7992	Public golf courses	5	3 458	1 002	119	38
7993	Coin-operated amusement devices	11	5 172	1 057	269	62
7996	Amusement parks	1	(D)	(D)	(D)	AA
7997	Membership sports and recreation clubs	18	12 280	5 181	941	314
7999, 84	Amusement and recreation services, including museums, n.e.c.	30	(D)	(D)	(D)	CC
7999 pt.	Concession operators of amusement devices and rides	1	(D)	(D)	(D)	AA
7999 pt.	Carnivals, circuses, and fairs	1	(D)	(D)	(D)	AA
7999 pt., 84	Other recreation and amusements, including museums	28	(D)	(D)	(D)	CC

Table 6. Summary Statistics for Firms Subject to Federal Income Tax for Counties With 350 Establishments or More: 1992 — Con.

[Includes only establishments with payroll. For meaning of abbreviations and symbols, see introductory text. For explanation of terms and comparability of 1987 and 1992 censuses, see appendix A. For information on geographic areas followed by ▲, see appendix F]

SIC code	Geographic area and kind of business or operation	Establishments (number)	Receipts (\$1,000)	Annual payroll (\$1,000)	First-quarter payroll (\$1,000)	Paid employees for pay period including March 12 (number)
PROVIDENCE COUNTY — Con.						
80	Health services	1 186	680 461	306 291	68 505	11 022
801	Offices and clinics of doctors of medicine	597	320 327	152 375	31 661	3 250
8011 pt.	Offices of doctors of medicine	592	311 612	149 498	30 947	3 106
8011 pt.	General medical clinics	5	8 715	2 877	714	144
802	Offices and clinics of dentists	232	87 312	33 895	7 570	1 338
803	Offices and clinics of doctors of osteopathy	24	(D)	(D)	(D)	BB
804	Offices and clinics of other health practitioners	167	42 167	13 156	3 247	632
8041	Offices and clinics of chiropractors	48	11 142	3 376	736	137
8042	Offices and clinics of optometrists	46	12 386	3 117	743	174
8043	Offices and clinics of podiatrists	36	8 667	2 793	642	132
8049	Offices and clinics of health practitioners, n.e.c.	37	9 972	3 870	1 126	189
805	Nursing and personal care facilities	44	134 719	65 895	16 368	4 156
8051	Skilled nursing care facilities	39	127 465	63 975	15 326	3 914
8052	Intermediate care facilities	3	(D)	(D)	(D)	CC
8059	Nursing and personal care facilities, n.e.c.	2	(D)	(D)	(D)	CC
806	Hospitals	—	—	—	—	—
8062	General medical and surgical hospitals	—	—	—	—	—
8063, 9	Specialty hospitals	—	—	—	—	—
807, 8, 9	Other health services	122	(D)	(D)	(D)	GG
807	Medical and dental laboratories	80	53 846	23 740	5 623	709
8071	Medical laboratories	62	48 374	21 179	4 627	637
8072	Dental laboratories	18	5 472	2 561	996	72
808	Home health care services	15	12 243	6 056	1 462	490
809	Miscellaneous health and allied services, n.e.c.	27	(D)	(D)	(D)	EE
8092	Kidney dialysis centers	2	(D)	(D)	(D)	BB
8093	Specialty outpatient facilities, n.e.c.	18	11 625	4 944	1 155	210
8099	Health and allied services, n.e.c.	7	(D)	(D)	(D)	BB
81	Legal services	481	308 675	111 282	22 946	2 881
823, 4, 9	Selected educational services	30	13 367	4 374	1 105	272
823	Libraries	—	—	—	—	—
824	Vocational schools	14	10 312	3 386	865	193
829	Schools and educational services, n.e.c.	16	3 055	988	240	79
83	Social services	117	15 586	6 662	1 626	642
835	Child day care services	83	8 862	4 145	1 035	476
832, 3, 6, 9	Other social services	34	6 724	2 517	591	166
87 ex. 8733	Engineering, accounting, research, management, and related services (except noncommercial research organizations)	523	296 185	117 395	27 029	3 686
871	Engineering, architectural, and surveying services	158	114 885	46 752	10 010	1 269
8711	Engineering services	89	91 498	37 280	7 879	966
8712	Architectural services	49	19 801	7 820	1 806	228
8713	Surveying services	20	3 586	1 652	325	75
872	Accounting, auditing, and bookkeeping services	198	95 306	36 008	9 196	1 337
873 ex. 8733	Research, development, and testing services (except noncommercial research organizations)	23	16 266	7 767	1 477	238
8731	Commercial physical and biological research	8	8 187	4 992	878	86
8732	Commercial economic, sociological, and educational research	7	1 351	417	92	96
8734	Testing laboratories	8	6 728	2 358	507	56
874	Management and public relations services	144	69 728	26 868	6 346	842
8741	Management services	42	23 056	9 630	2 177	315
8742	Management consulting services	63	27 964	10 641	2 552	265
8743	Public relations services	13	(D)	(D)	(D)	BB
8744	Facilities support management services	3	(D)	(D)	(D)	AA
8748	Business consulting services, n.e.c.	23	12 137	4 720	1 176	213
89	Services, n.e.c.	34	6 811	3 130	596	90
WASHINGTON COUNTY						
	Total	821	311 218	127 906	25 253	5 984
70 ex. 704	Hotels, rooming houses, camps, and other lodging places (except membership lodging)	54	19 934	5 380	603	279
7011	Hotels and motels	46	(D)	(D)	(D)	CC
7011 pt.	Hotels	22	11 339	3 352	381	137
7011 pt.	Motels, motor hotels, and tourist courts	24	(D)	(D)	(D)	BB
702, 3	Other lodging places	8	(D)	(D)	(D)	BB

Table 6. Summary Statistics for Firms Subject to Federal Income Tax for Counties With 350 Establishments or More: 1992 — Con.

[Includes only establishments with payroll. For meaning of abbreviations and symbols, see introductory text. For explanation of terms and comparability of 1987 and 1992 censuses, see appendix A. For information on geographic areas followed by ▲, see appendix F]

SIC code	Geographic area and kind of business or operation	Establishments (number)	Receipts (\$1,000)	Annual payroll (\$1,000)	First-quarter payroll (\$1,000)	Paid employees for pay period including March 12 (number)
WASHINGTON COUNTY — Con.						
72	Personal services	98	12 187	4 082	893	374
721	Laundry, cleaning, and garment services	28	3 919	1 142	252	108
7211	Power laundries, family and commercial*	1	(D)	(D)	(D)	AA
7213	Linen supply*	—	—	—	—	—
7215	Coin-operated laundries and drycleaning	9	1 091	257	56	31
7216	Drycleaning plants, except rug cleaning*	10	2 049	696	167	62
7217	Carpet and upholstery cleaning	3	272	75	15	9
7218	Industrial laundriers*	1	(D)	(D)	(D)	AA
7212, 9	Other laundry, cleaning, and garment services*	4	(D)	(D)	(D)	AA
722	Photographic studios, portrait	2	(D)	(D)	(D)	AA
723, 4	Beauty and barber shops	49	4 504	2 015	464	184
723	Beauty shops	46	(D)	(D)	(D)	CC
724	Barber shops	3	(D)	(D)	(D)	AA
725	Shoe repair shops and shoeshine parlors	2	(D)	(D)	(D)	AA
726	Funeral service and crematories	8	2 908	701	139	25
729	Miscellaneous personal services	9	(D)	(D)	(D)	BB
73	Business services	102	70 429	43 087	7 589	1 634
731	Advertising	3	(D)	(D)	(D)	AA
732	Consumer credit reporting agencies, mercantile reporting agencies, and adjustment and collection agencies	—	—	—	—	—
733	Mailing, reproduction, commercial art and photography, and stenographic services	7	1 204	342	55	19
734	Services to dwellings and other buildings	25	(D)	(D)	(D)	BB
735	Miscellaneous equipment rental and leasing	6	(D)	(D)	(D)	BB
736	Personnel supply services	8	(D)	(D)	(D)	GG
737	Computer programming, data processing, and other computer related services	21	7 953	3 205	631	90
7371, 2, 3	Computer programming, prepackaged software, and integrated systems	13	(D)	(D)	(D)	BB
7374, 5, 6	Data processing services	3	(D)	(D)	(D)	BB
7377, 8, 9	Computer rental and leasing, maintenance, and related services, n.e.c.	5	(D)	(D)	(D)	AA
738	Miscellaneous business services	32	(D)	(D)	(D)	CC
75	Automotive repair, services, and parking	59	15 077	2 779	666	149
751	Automotive rental and leasing, without drivers	3	(D)	(D)	(D)	AA
752	Automobile parking	2	(D)	(D)	(D)	AA
753	Automotive repair shops	47	11 228	2 502	625	133
7532	Top, body, and upholstery repair shops and paint shops	16	3 671	785	203	39
7538	General automotive repair shops	24	5 711	1 332	333	67
7533, 4, 6, 7, 9	Other automotive repair shops	7	1 846	385	89	27
754	Automotive services, except repair	7	(D)	(D)	(D)	AA
76	Miscellaneous repair services	37	14 683	3 406	800	143
762	Electrical repair shops	6	3 251	797	183	34
7622	Radio and television repair shops	2	(D)	(D)	(D)	AA
7623, 9	Other electrical and electronic repair shops	4	(D)	(D)	(D)	BB
763	Watch, clock, and jewelry repair	1	(D)	(D)	(D)	AA
764	Reupholstery and furniture repair	7	606	97	26	8
769	Miscellaneous repair and related services	23	(D)	(D)	(D)	CC
78, 79, 84	Amusement and recreation services, including motion pictures and museums	75	21 201	6 124	855	467
781, 2	Motion picture production, distribution, and services	—	—	—	—	—
783	Motion picture theaters	4	2 337	683	91	34
784	Video tape rental	11	1 514	287	70	38
792	Theatrical producers (except motion picture), bands, orchestras, and entertainers	3	(D)	(D)	(D)	AA
793	Bowling centers	3	(D)	(D)	(D)	BB
79 ex. 792, 3, 84	Commercial sports and other amusement and recreation services, including museums	54	15 110	4 511	570	340
80	Health services	197	96 842	41 192	9 175	1 972
801	Offices and clinics of doctors of medicine	80	36 844	15 974	3 439	466
802	Offices and clinics of dentists	43	14 844	5 358	1 227	234
803	Offices and clinics of doctors of osteopathy	8	1 740	335	85	28
804	Offices and clinics of other health practitioners	32	6 661	1 595	282	88
805	Nursing and personal care facilities	19	29 203	14 282	3 294	895
806	Hospitals	—	—	—	—	—
807, 8, 9	Other health services	15	7 550	3 648	848	261
81	Legal services	51	13 893	2 444	577	132
823, 4, 9	Selected educational services	4	639	303	70	29
83	Social services	31	9 273	3 476	817	307
835	Child day care services	24	3 169	1 617	409	179
832, 3, 6, 9	Other social services	7	6 104	1 859	408	128

Table 6. Summary Statistics for Firms Subject to Federal Income Tax for Counties With 350 Establishments or More: 1992 — Con.

[Includes only establishments with payroll. For meaning of abbreviations and symbols, see introductory text. For explanation of terms and comparability of 1987 and 1992 censuses, see appendix A. For information on geographic areas followed by ▲, see appendix F]

SIC code	Geographic area and kind of business or operation	Establishments (number)	Receipts (\$1,000)	Annual payroll (\$1,000)	First-quarter payroll (\$1,000)	Paid employees for pay period including March 12 (number)
WASHINGTON COUNTY — Con.						
87 ex. 8733	Engineering, accounting, research, management, and related services (except noncommercial research organizations) -----	98	30 706	13 347	2 665	419
871	Engineering, architectural, and surveying services -----	37	17 276	7 546	1 546	219
872	Accounting, auditing, and bookkeeping services -----	26	4 484	1 781	354	78
873 ex. 8733	Research, development, and testing services (except noncommercial research organizations) -----	8	3 998	2 106	504	80
874	Management and public relations services -----	27	4 948	1 914	261	42
89	Services, n.e.c. -----	15	6 354	2 286	543	79

Table 7a. Summary Statistics for Firms Subject to Federal Income Tax for Metropolitan Areas: 1992

[Includes only establishments with payroll. For meaning of abbreviations and symbols, see introductory text. For explanation of terms and comparability of 1987 and 1992 censuses, see appendix A. For definitions of CMSA's, MSA's, and PMSA's, see appendix D]

SIC code	Geographic area and kind of business or operation	Establishments (number)	Receipts (\$1,000)	Annual payroll (\$1,000)	First-quarter payroll (\$1,000)	Paid employees for pay period including March 12 (number)
NEW LONDON-NORWICH, CT-RI MSA						
	Total -----	1 978	1 296 562	521 761	110 943	22 083
70 ex. 704	Hotels, rooming houses, camps, and other lodging places (except membership lodging) -----	78	62 016	17 310	3 624	1 293
7011	Hotels and motels -----	64	58 232	16 383	3 527	1 210
7011 pt.	Hotels -----	20	26 945	7 704	1 513	582
7011 pt.	Motels, motor hotels, and tourist courts -----	44	31 287	8 679	2 014	628
702, 3	Other lodging places -----	14	3 784	927	97	83
72	Personal services -----	308	42 835	15 823	3 708	1 594
721	Laundry, cleaning, and garment services -----	58	9 970	3 896	894	316
7211	Power laundries, family and commercial* -----	2	(D)	(D)	(D)	BB
7213	Linen supply* -----	1	(D)	(D)	(D)	AA
7215	Coin-operated laundries and drycleaning -----	24	2 600	493	116	73
7216	Drycleaning plants, except rug cleaning* -----	19	5 364	2 500	589	176
7217	Carpet and upholstery cleaning -----	5	668	259	59	14
7218	Industrial laundries* -----	1	(D)	(D)	(D)	AA
7212, 9	Other laundry, cleaning, and garment services* -----	6	338	86	15	12
722	Photographic studios, portrait -----	14	3 468	924	148	63
723, 4	Beauty and barber shops -----	180	18 048	7 546	1 743	728
723	Beauty shops -----	171	17 421	7 284	1 680	708
724	Barber shops -----	9	627	262	63	20
725	Shoe repair shops and shoeshine parlors -----	4	282	61	16	5
726	Funeral service and crematories -----	23	6 983	2 057	469	89
729	Miscellaneous personal services -----	29	4 084	1 339	438	393
73	Business services -----	246	218 204	84 946	21 808	4 403
731	Advertising -----	7	2 109	539	125	20
732	Consumer credit reporting agencies, mercantile reporting agencies, and adjustment and collection agencies -----	3	(D)	(D)	(D)	AA
733	Mailing, reproduction, commercial art and photography, and stenographic services -----	23	6 964	2 767	1 284	258
734	Services to dwellings and other buildings -----	65	17 420	8 694	2 150	673
735	Miscellaneous equipment rental and leasing -----	22	12 272	2 973	682	114
736	Personnel supply services -----	12	11 486	7 984	1 576	390
737	Computer programming, data processing, and other computer related services -----	46	103 447	39 755	10 527	1 502
7371, 2, 3	Computer programming, prepackaged software, and integrated systems -----	26	(D)	(D)	(D)	EE
7374, 5, 6	Data processing services -----	8	(D)	(D)	(D)	GG
7377, 8, 9	Computer rental and leasing, maintenance, and related services, n.e.c. -----	12	(D)	(D)	(D)	BB
738	Miscellaneous business services -----	68	(D)	(D)	(D)	GG
75	Automotive repair, services, and parking -----	162	48 126	11 614	2 641	572
751	Automotive rental and leasing, without drivers -----	11	5 129	1 046	213	43
752	Automobile parking -----	8	646	163	37	13
753	Automotive repair shops -----	122	37 422	8 964	2 091	423
7532	Top, body, and upholstery repair shops and paint shops -----	30	9 113	2 161	530	98
7538	General automotive repair shops -----	67	19 786	4 801	1 124	222
7533, 4, 6, 7, 9	Other automotive repair shops -----	25	8 523	2 002	437	103
754	Automotive services, except repair -----	21	4 929	1 441	300	93

Table 7a. Summary Statistics for Firms Subject to Federal Income Tax for Metropolitan Areas: 1992—Con.

[Includes only establishments with payroll. For meaning of abbreviations and symbols, see introductory text. For explanation of terms and comparability of 1987 and 1992 censuses, see appendix A. For definitions of CMSA's, MSA's, and PMSA's, see appendix D]

SIC code	Geographic area and kind of business or operation	Establishments (number)	Receipts (\$1,000)	Annual payroll (\$1,000)	First-quarter payroll (\$1,000)	Paid employees for pay period including March 12 (number)
NEW LONDON-NORWICH, CT-RI MSA—Con.						
76	Miscellaneous repair services	63	19 848	6 044	1 434	247
762	Electrical repair shops	17	7 157	2 442	612	99
7622	Radio and television repair shops	4	1 933	758	180	27
7623, 9	Other electrical and electronic repair shops	13	5 224	1 684	432	72
763	Watch, clock, and jewelry repair	—	—	—	—	—
764	Reupholstery and furniture repair	10	709	291	76	18
769	Miscellaneous repair and related services	36	11 982	3 311	746	130
78, 79, 84	Amusement and recreation services, including motion pictures and museums	141	259 146	85 622	11 828	3 639
781, 2	Motion picture production, distribution, and services	2	(D)	(D)	(D)	AA
783	Motion picture theaters	7	(D)	(D)	(D)	BB
784	Video tape rental	37	(D)	(D)	(D)	CC
792	Theatrical producers (except motion picture), bands, orchestras, and entertainers	10	(D)	(D)	(D)	BB
793	Bowling centers	6	5 257	1 374	357	139
79 ex. 792, 3, 84	Commercial sports and other amusement and recreation services, including museums	79	(D)	(D)	(D)	HH
80	Health services	491	342 119	161 374	33 827	5 982
801	Offices and clinics of doctors of medicine	232	138 999	69 406	12 531	1 403
802	Offices and clinics of dentists	123	51 946	22 178	4 712	795
803	Offices and clinics of doctors of osteopathy	1	(D)	(D)	(D)	AA
804	Offices and clinics of other health practitioners	74	22 431	6 492	1 360	278
805	Nursing and personal care facilities	29	107 584	52 251	12 756	2 827
806	Hospitals	—	—	—	—	—
807, 8, 9	Other health services	32	(D)	(D)	(D)	FF
81	Legal services	155	72 203	31 798	7 280	941
823, 4, 9	Selected educational services	19	4 325	1 558	364	132
83	Social services	73	17 583	7 406	1 518	542
835	Child day care services	45	5 142	2 650	630	302
832, 3, 6, 9	Other social services	28	12 441	4 756	888	240
87 ex. 8733	Engineering, accounting, research, management, and related services (except noncommercial research organizations)	230	206 494	96 693	22 603	2 706
871	Engineering, architectural, and surveying services	102	161 823	77 478	18 442	1 981
872	Accounting, auditing, and bookkeeping services	72	(D)	(D)	(D)	EE
873 ex. 8733	Research, development, and testing services (except noncommercial research organizations)	8	(D)	(D)	(D)	BB
874	Management and public relations services	48	24 010	11 587	2 364	420
89	Services, n.e.c.	12	3 663	1 573	308	32
PROVIDENCE-FALL RIVER-WARWICK, RI-MA MSA						
	Total	8 135	3 707 986	1 433 931	314 653	65 581
70 ex. 704	Hotels, rooming houses, camps, and other lodging places (except membership lodging)	82	75 675	19 687	4 384	1 631
7011	Hotels and motels	68	73 014	19 088	4 326	1 580
7011 pt.	Hotels	26	50 186	13 578	3 173	1 090
7011 pt.	Hotels, 25 guestrooms or more	18	49 454	13 426	3 135	1 077
7011 pt.	Hotels, less than 25 guestrooms	8	732	152	38	13
7011 pt.	Motels, motor hotels, and tourist courts	42	22 828	5 510	1 153	490
7011 pt.	Motels, tourist courts	26	10 373	2 737	573	234
7011 pt.	Motor hotels	16	12 455	2 773	580	256
702, 3	Other lodging places	14	2 661	599	58	51
702	Rooming and boarding houses	3	(D)	(D)	(D)	AA
703	Camps and recreational vehicle parks	11	(D)	(D)	(D)	BB
72	Personal services	1 138	209 604	69 842	16 113	5 772
721	Laundry, cleaning, and garment services	280	76 382	25 363	5 970	2 006
7211	Power laundries, family and commercial*	16	4 605	1 666	402	198
7213	Linen supply*	9	16 820	6 415	1 464	365
7215	Coin-operated laundries and drycleaning	104	12 498	3 448	764	396
7216	Drycleaning plants, except rug cleaning*	87	18 070	7 128	1 651	598
7217	Carpet and upholstery cleaning	30	7 806	1 953	528	214
7218	Industrial launderers*	3	12 774	3 620	900	148
7212, 9	Other laundry, cleaning, and garment services*	31	3 809	1 133	261	87
7212	Garment pressing, and agents for laundries and drycleaners	11	1 158	252	58	30
7219	Laundry and garment services, n.e.c.*	20	2 651	881	203	57
722	Photographic studios, portrait	47	12 651	3 385	696	219
723, 4	Beauty and barber shops	589	49 228	20 024	4 644	1 853
723	Beauty shops	551	47 187	19 124	4 449	1 778
724	Barber shops	38	2 041	900	195	75
725	Shoe repair shops and shoeshine parlors	9	567	95	20	15
726	Funeral service and crematories	105	44 923	11 174	2 485	522
729	Miscellaneous personal services	108	25 853	9 801	2 298	1 157
7291	Tax return preparation services	20	2 739	1 259	570	414
7299	Miscellaneous personal services, n.e.c.	88	23 114	8 542	1 728	743

RI-36 RHODE ISLAND

SERVICE INDUSTRIES—GEOGRAPHIC AREA SERIES

Table 7a. Summary Statistics for Firms Subject to Federal Income Tax for Metropolitan Areas: 1992 — Con.

[Includes only establishments with payroll. For meaning of abbreviations and symbols, see introductory text. For explanation of terms and comparability of 1987 and 1992 censuses, see appendix A. For definitions of CMSA's, MSA's, and PMSA's, see appendix D]

SIC code	Geographic area and kind of business or operation	Establishments (number)	Receipts (\$1,000)	Annual payroll (\$1,000)	First-quarter payroll (\$1,000)	Paid employees for pay period including March 12 (number)
	PROVIDENCE-FALL RIVER-WARWICK, RI-MA MSA — Con.					
73	Business services -----	1 299	775 661	337 957	71 464	18 624
731	Advertising -----	83	56 514	23 509	5 002	578
7311	Advertising agencies -----	69	47 606	21 286	4 525	512
7312	Outdoor advertising services -----	6	6 227	1 525	342	47
7313	Radio, television, publishers' advertising representatives -----	3	(D)	(D)	(D)	AA
7319	Advertising, n.e.c. -----	5	(D)	(D)	(D)	AA
732	Consumer credit reporting agencies, mercantile reporting agencies, and adjustment and collection agencies -----	22	13 164	3 869	912	186
7322	Adjustment and collection services -----	9	1 278	468	107	27
7323	Credit reporting services -----	13	11 886	3 401	805	159
733	Mailing, reproduction, commercial art and photography, and stenographic services -----	123	39 646	12 602	2 755	635
7331	Direct mail advertising services -----	8	6 269	1 667	409	113
7334	Photocopying and duplicating services -----	20	8 880	2 618	565	146
7335, 6	Commercial photography, art, and graphics -----	67	14 698	4 686	988	167
7335	Commercial photography -----	18	3 451	826	185	37
7336	Commercial art and graphic design -----	49	11 247	3 860	803	130
7338	Secretarial and court reporting services -----	28	9 799	3 631	793	209
734	Services to dwellings and other buildings -----	290	69 536	31 382	7 206	3 157
7342	Disinfecting and pest control services -----	28	10 265	5 350	1 107	211
7349	Building cleaning and maintenance services, n.e.c. -----	262	59 271	26 032	6 099	2 946
735	Miscellaneous equipment rental and leasing -----	89	61 412	16 270	3 393	1 025
7352	Medical equipment rental and leasing -----	10	6 310	1 739	380	84
7353	Heavy construction equipment rental and leasing -----	18	12 377	3 969	734	191
7359	Equipment rental and leasing, n.e.c. -----	61	42 725	10 562	2 279	750
736	Personnel supply services -----	175	194 021	129 959	24 418	7 427
7361	Employment agencies -----	73	20 023	11 161	1 877	930
7363	Help supply services -----	102	173 998	118 798	22 541	6 497
7363 pt.	Temporary help supply -----	79	93 816	55 599	11 962	4 196
7363 pt.	Help supply, except temporary -----	23	80 182	63 199	10 579	2 301
737	Computer programming, data processing, and other computer related services -----	180	162 030	60 497	12 797	1 523
7371, 2, 3	Computer programming, prepackaged software, and integrated systems -----	123	121 229	46 059	9 142	916
7371	Computer programming services -----	84	26 628	12 405	2 722	363
7372	Prepackaged software -----	21	79 798	27 814	5 102	389
7373	Computer integrated systems -----	18	14 803	5 840	1 318	164
7374, 5, 6	Data processing services -----	20	29 098	10 007	2 502	453
7374, 5	Computer processing, information retrieval -----	20	29 098	10 007	2 502	453
7376	Computer facilities management services -----	-	-	-	-	-
7377, 8, 9	Computer rental and leasing, maintenance, and related services, n.e.c. -----	37	11 703	4 431	1 153	154
7377	Computer rental and leasing -----	-	-	-	-	-
7378	Computer maintenance and repair -----	11	5 931	1 662	475	60
7379	Computer related services, n.e.c. -----	26	5 772	2 769	678	94
738	Miscellaneous business services -----	337	179 338	59 869	14 981	4 093
7381, 2	Detective agencies and protective services -----	80	40 839	20 791	5 399	1 689
7381	Detective, guard, and armored car services -----	63	28 328	16 032	4 287	1 430
7382	Security systems services -----	17	12 511	4 759	1 112	259
7383	News syndicates -----	4	1 988	643	166	18
7384	Photofinishing laboratories* -----	33	12 923	4 224	1 058	216
7389	Business services, n.e.c. -----	220	123 588	34 211	8 358	2 170
7389 pt.	Sign painting shops -----	14	2 357	540	122	29
7389 pt.	Interior designing -----	19	6 409	2 041	427	77
7389 pt.	Telephone answering services -----	19	3 571	1 800	420	210
7389 pt.	Other business services -----	168	111 251	29 830	7 389	1 854
75	Automotive repair, services, and parking -----	789	271 330	57 886	13 853	2 996
751	Automotive rental and leasing, without drivers -----	42	77 293	10 171	2 355	510
7513	Truck rental and leasing, without drivers -----	15	(D)	(D)	(D)	CC
7514, 5	Passenger car rental and leasing -----	25	39 424	5 492	1 233	287
7514	Passenger car rental -----	22	(D)	(D)	(D)	EE
7515	Passenger car leasing -----	3	(D)	(D)	(D)	AA
7519	Utility trailer and recreational vehicle rental -----	2	(D)	(D)	(D)	AA
752	Automobile parking -----	22	11 997	2 214	565	161
753	Automotive repair shops -----	640	163 435	41 342	9 952	1 992
7532	Top, body, and upholstery repair shops and paint shops -----	226	63 299	17 219	4 213	784
7532 pt.	Top and body repair shops -----	212	60 030	16 303	4 002	730
7532 pt.	Paint shops -----	14	3 269	916	211	54
7538	General automotive repair shops -----	296	65 111	14 574	3 509	778
7538 pt.	General automotive repair shops, except diesel -----	272	57 369	12 503	3 016	677
7538 pt.	Diesel repair shops -----	24	7 742	2 071	493	101
7533, 4, 6, 7, 9	Other automotive repair shops -----	118	35 025	9 549	2 230	430
7533	Automotive exhaust system repair shops -----	27	9 390	2 146	441	92
7534	Tire retreading and repair shops -----	6	767	161	43	14
7536	Automotive glass replacement shops -----	17	6 694	1 547	403	70
7537	Automotive transmission repair shops -----	23	6 380	2 225	527	100
7539	Automotive repair shops, n.e.c. -----	45	11 794	3 470	816	154
7539 pt.	Radiator repair -----	10	1 686	355	91	22
7539 pt.	Brake, front end, and wheel alignment -----	10	4 850	1 579	352	61
7539 pt.	Automotive electrical and fuel system services -----	21	4 609	1 357	326	62
7539 pt.	Other automotive repair shops, n.e.c. -----	4	649	179	47	9
754	Automotive services, except repair -----	85	18 605	4 159	981	333
7542	Carwashes -----	38	6 333	1 653	349	145
7549	Automotive services, except repair and carwashes -----	47	12 272	2 506	632	188

Table 7a. Summary Statistics for Firms Subject to Federal Income Tax for Metropolitan Areas: 1992—Con.

[Includes only establishments with payroll. For meaning of abbreviations and symbols, see introductory text. For explanation of terms and comparability of 1987 and 1992 censuses, see appendix A. For definitions of CMSA's, MSA's, and PMSA's, see appendix D]

SIC code	Geographic area and kind of business or operation	Establishments (number)	Receipts (\$1,000)	Annual payroll (\$1,000)	First-quarter payroll (\$1,000)	Paid employees for pay period including March 12 (number)
	PROVIDENCE-FALL RIVER-WARWICK, RI-MA MSA—Con.					
76	Miscellaneous repair services	318	116 263	37 469	8 628	1 539
762	Electrical repair shops	83	36 953	13 761	3 182	589
7622	Radio and television repair shops	23	5 903	1 817	454	89
7623, 9	Other electrical and electronic repair shops	60	31 050	11 944	2 728	500
7623	Refrigeration and air-conditioning service and repair shops	16	7 707	2 119	530	80
7629	Electrical and electronic repair shops, n.e.c.	44	23 343	9 825	2 198	420
763	Watch, clock, and jewelry repair	18	3 682	1 063	220	56
764	Reupholstery and furniture repair	40	4 514	1 139	239	79
769	Miscellaneous repair and related services	177	71 114	21 506	4 987	815
7692	Welding repair	27	5 816	2 043	410	88
7694	Armature rewinding shops	6	(D)	(D)	(D)	CC
7699	Repair shops and related services, n.e.c.	144	(D)	(D)	(D)	FF
78, 79, 84	Amusement and recreation services, including motion pictures and museums	407	199 392	51 487	10 104	3 864
781, 2	Motion picture production, distribution, and services	15	13 406	2 200	449	89
783	Motion picture theaters	22	21 069	3 116	669	372
7832	Motion picture theaters, except drive-in	21	(D)	(D)	(D)	EE
7833	Drive-in motion picture theaters	1	(D)	(D)	(D)	BB
784	Video tape rental	76	17 669	3 449	838	434
792	Theatrical producers (except motion picture), bands, orchestras, and entertainers	23	6 397	1 285	254	147
7922	Theatrical producers (except motion picture) and miscellaneous theatrical services	10	(D)	(D)	(D)	BB
7929	Bands, orchestras, actors, and other entertainers and entertainment groups	13	(D)	(D)	(D)	BB
793	Bowling centers	22	10 003	3 031	745	337
79 ex. 792, 3; 84	Commercial sports and other amusement and recreation services, including museums	249	130 848	38 406	7 149	2 485
794	Commercial sports	13	33 830	10 613	2 360	550
7941	Professional sports clubs, managers, promoters	1	(D)	(D)	(D)	AA
7948	Racing, including track operation	12	(D)	(D)	(D)	FF
79 ex. 792, 3, 4; 84	Other amusement and recreation services, including museums	236	97 018	27 793	4 789	1 935
791	Dance studios, schools, and halls	33	3 249	1 186	293	164
7991	Physical fitness facilities	48	13 378	3 602	939	476
7992	Public golf courses	25	11 573	3 538	455	150
7993	Coin-operated amusement devices	20	8 677	1 888	446	113
7996	Amusement parks	5	(D)	(D)	(D)	CC
7997	Membership sports and recreation clubs	37	24 272	9 463	1 570	587
7999, 84	Amusement and recreation services, including museums, n.e.c. ..	68	(D)	(D)	(D)	EE
7999 pt.	Concession operators of amusement devices and rides	2	(D)	(D)	(D)	AA
7999 pt.	Carnivals, circuses, and fairs	1	(D)	(D)	(D)	AA
7999 pt., 84	Other recreation and amusements, including museums	65	19 295	3 875	704	279
80	Health services	2 074	1 179 570	529 482	117 926	19 839
801	Offices and clinics of doctors of medicine	993	532 958	255 154	52 706	5 686
8011 pt.	Offices of doctors of medicine	981	517 894	249 720	51 388	5 452
8011 pt.	General medical clinics	12	15 064	5 434	1 318	234
802	Offices and clinics of dentists	431	159 093	60 599	13 604	2 467
803	Offices and clinics of doctors of osteopathy	55	17 200	8 011	1 866	227
804	Offices and clinics of other health practitioners	301	74 622	21 595	5 125	1 066
8041	Offices and clinics of chiropractors	86	20 980	5 856	1 227	244
8042	Offices and clinics of optometrists	88	23 634	5 228	1 246	327
8043	Offices and clinics of podiatrists	52	11 916	3 583	852	181
8049	Offices and clinics of health practitioners, n.e.c.	75	18 092	6 928	1 800	314
805	Nursing and personal care facilities	90	254 713	129 961	31 847	7 883
8051	Skilled nursing care facilities	74	238 738	123 667	29 748	7 360
8052	Intermediate care facilities	13	(D)	(D)	(D)	EE
8059	Nursing and personal care facilities, n.e.c.	3	(D)	(D)	(D)	CC
806	Hospitals	—	—	—	—	—
8062	General medical and surgical hospitals	—	—	—	—	—
8063, 9	Specialty hospitals	—	—	—	—	—
807, 8, 9	Other health services	204	140 984	54 162	12 778	2 510
807	Medical and dental laboratories	126	69 856	29 250	6 906	960
8071	Medical laboratories	95	62 242	25 673	5 678	841
8072	Dental laboratories	31	7 614	3 577	1 228	119
808	Home health care services	30	22 939	10 509	2 567	848
809	Miscellaneous health and allied services, n.e.c.	48	48 189	14 403	3 305	702
8092	Kidney dialysis centers	3	(D)	(D)	(D)	CC
8093	Specialty outpatient facilities, n.e.c.	33	21 699	9 555	2 199	443
8099	Health and allied services, n.e.c.	12	(D)	(D)	(D)	CC
81	Legal services	747	391 348	135 053	27 954	3 677
823, 4, 9	Selected educational services	54	17 217	5 565	1 353	363
823	Libraries	—	—	—	—	—
824	Vocational schools	22	12 921	4 135	1 032	233
829	Schools and educational services, n.e.c.	32	4 296	1 430	321	130
83	Social services	252	43 299	19 314	4 742	1 742
835	Child day care services	177	20 416	10 034	2 525	1 093
832, 3, 6, 9	Other social services	75	22 883	9 280	2 217	649

Table 7a. Summary Statistics for Firms Subject to Federal Income Tax for Metropolitan Areas: 1992 — Con.

[Includes only establishments with payroll. For meaning of abbreviations and symbols, see introductory text. For explanation of terms and comparability of 1987 and 1992 censuses, see appendix A. For definitions of CMSA's, MSA's, and PMSA's, see appendix D]

SIC code	Geographic area and kind of business or operation	Establishments (number)	Receipts (\$1,000)	Annual payroll (\$1,000)	First-quarter payroll (\$1,000)	Paid employees for pay period including March 12 (number)
	PROVIDENCE—FALL RIVER—WARWICK, RI—MA MSA — Con.					
87 ex. 8733	Engineering, accounting, research, management, and related services (except noncommercial research organizations) -----	911	408 868	162 933	36 695	5 319
871	Engineering, architectural, and surveying services -----	267	150 075	61 827	13 212	1 766
8711	Engineering services -----	168	120 136	49 452	10 486	1 350
8712	Architectural services -----	64	23 172	9 052	2 114	274
8713	Surveying services -----	35	6 767	3 323	612	142
872	Accounting, auditing, and bookkeeping services -----	356	130 977	49 733	12 146	1 973
873 ex. 8733	Research, development, and testing services (except noncommercial research organizations) -----	43	28 725	13 483	2 878	458
8731	Commercial physical and biological research -----	15	(D)	(D)	(D)	CC
8732	Commercial economic, sociological, and educational research -----	14	(D)	(D)	(D)	CC
8734	Testing laboratories -----	14	10 424	4 349	996	113
874	Management and public relations services -----	245	99 091	37 890	8 459	1 122
8741	Management services -----	69	32 556	13 808	2 965	411
8742	Management consulting services -----	114	42 438	15 391	3 465	387
8743	Public relations services -----	18	(D)	(D)	(D)	BB
8744	Facilities support management services -----	7	(D)	(D)	(D)	BB
8748	Business consulting services, n.e.c. -----	37	14 716	5 400	1 280	236
89	Services, n.e.c. -----	64	19 759	7 256	1 437	215

Table 7b. Summary Statistics for Firms Exempt From Federal Income Tax for Metropolitan Areas: 1992

[Includes only establishments with payroll. For meaning of abbreviations and symbols, see introductory text. For explanation of terms and comparability of 1987 and 1992 censuses, see appendix A. For definitions of CMSA's, MSA's, and PMSA's, see appendix D]

SIC code	Geographic area and kind of business or operation	Establishments (number)	Revenue (\$1,000)	Annual payroll (\$1,000)	First-quarter payroll (\$1,000)	Paid employees for pay period including March 12 (number)
	NEW LONDON—NORWICH, CT—RI MSA					
	Total -----	315	462 920	218 339	53 505	9 096
7032, 704	Camps and membership lodging -----	1	(D)	(D)	(D)	AA
792, 7991 pt., 7997, 7999 pt., 84	Selected amusement, recreation, and related services -----	31	29 145	12 713	3 217	741
8011 pt.; 8021 pt.; 805, 6, 8, 9	Selected health services -----	27	330 221	167 039	41 032	5 660
8111 pt.	Legal aid societies and similar legal services -----	1	(D)	(D)	(D)	AA
823, 4, 9	Selected educational services -----	22	9 588	2 820	664	210
83	Social services -----	112	69 731	28 490	6 966	1 823
835	Child day care services -----	13	1 170	726	197	98
832, 3, 6, 9	Other social services -----	99	68 561	27 764	6 769	1 725
861, 2, 4, 9	Selected membership organizations -----	116	22 270	6 363	1 399	619
873, 4 ex. 8744	Research, testing, and consulting services, except facilities support management services -----	5	(D)	(D)	(D)	BB

Table 7b. Summary Statistics for Firms Exempt From Federal Income Tax for Metropolitan Areas: 1992—Con.

[Includes only establishments with payroll. For meaning of abbreviations and symbols, see introductory text. For explanation of terms and comparability of 1987 and 1992 censuses, see appendix A. For definitions of CMSA's, MSA's, and PMSA's, see appendix D]

SIC code	Geographic area and kind of business or operation	Establishments (number)	Revenue (\$1,000)	Annual payroll (\$1,000)	First-quarter payroll (\$1,000)	Paid employees for pay period including March 12 (number)
PROVIDENCE-FALL RIVER-WARWICK, RI-MA MSA						
	Total	1 164	2 415 148	1 093 033	267 179	46 659
7032, 704	Camps and membership lodging	22	5 084	1 149	154	80
7032	Sporting and recreational camps	7	(D)	(D)	(D)	BB
704	Organization hotels and lodging houses, on membership basis	15	(D)	(D)	(D)	AA
792, 7991 pt., 7997, 7999 pt., 84	Selected amusement, recreation, and related services	74	33 163	13 324	2 374	718
792	Theatrical producers (except motion picture), bands, orchestras, and entertainers	14	(D)	(D)	(D)	EE
7922	Theatrical producers (except motion picture) and miscellaneous theatrical services	8	(D)	(D)	(D)	CC
7922 pt.	Producers of live theatrical productions	6	(D)	(D)	(D)	CC
7922 pt.	Producers of radio and television shows, except tape	—	—	—	—	—
7922 pt.	Artists' and entertainers' managers or agents, concert bureaus, booking agents	1	(D)	(D)	(D)	AA
7922 pt.	Other theatrical services	1	(D)	(D)	(D)	AA
7929	Bands, orchestras, actors, and other entertainers and entertainment groups	6	(D)	(D)	(D)	CC
7929 pt.	Dance groups and artists	2	(D)	(D)	(D)	AA
7929 pt.	Symphony orchestras, opera companies, and chamber music organizations	1	(D)	(D)	(D)	CC
7929 pt.	Other music groups and artists	3	(D)	(D)	(D)	AA
7929 pt.	Other entertainers and entertainment groups	—	—	—	—	—
7991 pt., 7997	Gymnasiums, athletic clubs, and membership sports and recreation clubs	43	24 219	9 431	1 370	344
7991 pt.	Gymnasiums and athletic clubs	—	—	—	—	—
7997	Membership sports and recreation clubs	43	24 219	9 431	1 370	344
7999 pt.	Fairs	—	—	—	—	—
84	Museums, art galleries, and botanical and zoological gardens	17	(D)	(D)	(D)	CC
841	Museums and art galleries	17	(D)	(D)	(D)	CC
842	Arboreta and botanical or zoological gardens	—	—	—	—	—
8011 pt.; 8021 pt.; 805, 6, 8, 9	Selected health services	169	1 709 492	875 867	216 024	32 411
8011 pt., 8021 pt.	Clinics of doctors of medicine and dentists	25	79 726	27 585	6 483	785
8011 pt.	General medical clinics	25	79 726	27 585	6 483	785
8021 pt.	Dental clinics	—	—	—	—	—
805	Nursing and personal care facilities	63	130 214	68 372	16 572	4 049
8051	Skilled nursing care facilities	24	98 732	55 358	13 320	3 125
8052	Intermediate care facilities	35	(D)	(D)	(D)	FF
8059	Nursing and personal care facilities, n.e.c.	4	(D)	(D)	(D)	BB
806	Hospitals	23	1 377 996	714 950	176 927	24 555
8062	General medical and surgical hospitals	16	(D)	(D)	(D)	JJ
8062 pt.	General medical and surgical hospitals, nongovernment	14	1 060 627	539 946	133 755	18 660
8062 pt.	General medical and surgical hospitals, government	2	(D)	(D)	(D)	GG
8063, 9	Specialty hospitals	7	(D)	(D)	(D)	HH
8063	Psychiatric hospitals	5	87 705	51 263	12 550	1 806
8063 pt.	Psychiatric hospitals, nongovernment	3	(D)	(D)	(D)	GG
8063 pt.	Psychiatric hospitals, government	2	(D)	(D)	(D)	FF
8069	Specialty hospitals, except psychiatric	2	(D)	(D)	(D)	GG
8069 pt.	Specialty hospitals, except psychiatric; nongovernment	1	(D)	(D)	(D)	GG
8069 pt.	Specialty hospitals, except psychiatric; government	1	(D)	(D)	(D)	EE
808, 9	Other health services	58	121 556	64 960	16 042	3 022
808	Home health care services	22	67 332	37 379	9 401	1 749
809	Miscellaneous health and allied services, n.e.c.	36	54 224	27 581	6 641	1 273
8092	Kidney dialysis centers	1	(D)	(D)	(D)	BB
8093	Specialty outpatient facilities, n.e.c.	30	(D)	(D)	(D)	FF
8099	Health and allied services, n.e.c.	5	(D)	(D)	(D)	EE
8111 pt.	Legal aid societies and similar legal services	8	3 689	1 469	353	51
823, 4, 9	Selected educational services	42	10 234	3 443	813	242
823	Libraries	16	2 836	1 209	277	125
824	Vocational schools	5	1 112	428	109	23
8243	Data processing schools	—	—	—	—	—
8244	Business and secretarial schools	—	—	—	—	—
8249	Vocational schools, n.e.c.	5	1 112	428	109	23
829	Schools and educational services, n.e.c.	21	6 286	1 806	427	94
83	Social services	468	474 658	140 100	33 735	9 306
835	Child day care services	62	17 262	9 609	2 610	746
832, 3, 6, 9	Other social services	406	457 396	130 491	31 125	8 560
832	Individual and family social services	129	110 666	39 676	9 683	2 383
833	Job training and vocational rehabilitation services	39	41 613	23 703	5 758	2 405
836	Residential care	142	78 793	40 943	9 610	2 443
839	Social services, n.e.c.	96	226 324	26 169	6 074	1 329
861, 2, 4, 9	Selected membership organizations	358	160 987	48 586	11 600	3 491
861	Business associations	50	30 398	6 848	1 664	222
864	Civic, social, and fraternal associations	238	69 532	23 612	5 568	2 398
862, 9	Other membership organizations	70	61 057	18 126	4 368	871
862	Professional membership organizations	22	(D)	(D)	(D)	EE
869	Membership organizations, n.e.c.	48	(D)	(D)	(D)	FF

RI-40 RHODE ISLAND

SERVICE INDUSTRIES—GEOGRAPHIC AREA SERIES

Table 7b. Summary Statistics for Firms Exempt From Federal Income Tax for Metropolitan Areas: 1992—Con.

[Includes only establishments with payroll. For meaning of abbreviations and symbols, see introductory text. For explanation of terms and comparability of 1987 and 1992 censuses, see appendix A. For definitions of CMSA's, MSA's, and PMSA's, see appendix D]

SIC code	Geographic area and kind of business or operation	Establishments (number)	Revenue (\$1,000)	Annual payroll (\$1,000)	First-quarter payroll (\$1,000)	Paid employees for pay period including March 12 (number)
	PROVIDENCE-FALL RIVER-WARWICK, RI-MA MSA—Con.					
873. 4 ex. 8744	Research, testing, and consulting services, except facilities support management services	23	17 841	9 095	2 126	360
873	Research, development, and testing services	15	(D)	(D)	(D)	EE
8731	Commercial physical and biological research	4	1 942	915	301	35
8732	Commercial economic, sociological, and educational research	3	(D)	(D)	(D)	AA
8733	Noncommercial research organizations	6	(D)	(D)	(D)	CC
8734	Testing laboratories	2	(D)	(D)	(D)	AA
874 ex. 8744	Management and public relations services, except facilities support management services	8	(D)	(D)	(D)	BB
8741	Management services	—	—	—	—	—
8742	Management consulting services	3	(D)	(D)	(D)	BB
8743	Public relations services	1	(D)	(D)	(D)	AA
8748	Business consulting services, n.e.c.	4	(D)	(D)	(D)	AA

Table 8a. Summary Statistics for Firms Subject to Federal Income Tax for the Area Outside Metropolitan Areas: 1992

[Includes only establishments with payroll. For meaning of abbreviations and symbols, see introductory text. For explanation of terms and comparability of 1987 and 1992 censuses, see appendix A. For definitions of CMSA's, MSA's, and PMSA's, see appendix D]

SIC code	Kind of business or operation	Establishments (number)	Receipts (\$1,000)	Annual payroll (\$1,000)	First-quarter payroll (\$1,000)	Paid employees for pay period including March 12 (number)
	Total	617	377 786	146 009	34 356	6 746
70 ex. 704	Hotels, rooming houses, camps, and other lodging places (except membership lodging)	57	62 973	18 240	3 738	1 315
7011	Hotels and motels	53	62 510	18 193	3 734	1 309
7011 pt.	Hotels	38	(D)	(D)	(D)	GG
7011 pt.	Motels, motor hotels, and tourist courts	15	(D)	(D)	(D)	CC
702, 3	Other lodging places	4	463	47	4	6
72	Personal services	63	11 349	3 992	877	375
721	Laundry, cleaning, and garment services	14	2 284	666	140	75
7211	Power laundries, family and commercial*	—	—	—	—	—
7213	Linen supply*	1	(D)	(D)	(D)	BB
7215	Coin-operated laundries and drycleaning	4	(D)	(D)	(D)	AA
7216	Drycleaning plants, except rug cleaning*	4	1 033	320	74	40
7217	Carpet and upholstery cleaning	2	(D)	(D)	(D)	AA
7218	Industrial laundries*	—	—	—	—	—
7212, 9	Other laundry, cleaning, and garment services*	3	(D)	(D)	(D)	AA
722	Photographic studios, portrait	4	(D)	(D)	(D)	AA
723, 4	Beauty and barber shops	29	3 867	1 895	465	174
723	Beauty shops	28	(D)	(D)	(D)	CC
724	Barber shops	1	(D)	(D)	(D)	AA
725	Shoe repair shops and shoeshine parlors	1	(D)	(D)	(D)	AA
726	Funeral service and crematories	2	(D)	(D)	(D)	AA
729	Miscellaneous personal services	13	(D)	(D)	(D)	CC
73	Business services	115	83 684	34 057	8 386	1 374
731	Advertising	2	(D)	(D)	(D)	AA
732	Consumer credit reporting agencies, mercantile reporting agencies, and adjustment and collection agencies	—	—	—	—	—
733	Mailing, reproduction, commercial art and photography, and stenographic services	10	(D)	(D)	(D)	BB
734	Services to dwellings and other buildings	21	(D)	(D)	(D)	CC
735	Miscellaneous equipment rental and leasing	10	(D)	(D)	(D)	BB
736	Personnel supply services	10	5 720	3 861	1 091	375
737	Computer programming, data processing, and other computer related services	37	(D)	(D)	(D)	FF
7371, 2, 3	Computer programming, prepackaged software, and integrated systems	22	47 162	20 107	5 045	513
7374, 5, 6	Data processing services	7	(D)	(D)	(D)	BB
7377, 8, 9	Computer rental and leasing, maintenance, and related services, n.e.c.	8	(D)	(D)	(D)	BB
738	Miscellaneous business services	25	(D)	(D)	(D)	CC
75	Automotive repair, services, and parking	45	12 061	2 629	645	129
751	Automotive rental and leasing, without drivers	6	(D)	(D)	(D)	AA
752	Automobile parking	—	—	—	—	—
753	Automotive repair shops	33	9 667	2 232	553	108
7532	Top, body, and upholstery repair shops and paint shops	7	(D)	(D)	(D)	BB
7538	General automotive repair shops	16	3 179	640	161	36
7533, 4, 6, 7, 9	Other automotive repair shops	10	(D)	(D)	(D)	BB
754	Automotive services, except repair	6	(D)	(D)	(D)	AA

Table 8a. Summary Statistics for Firms Subject to Federal Income Tax for the Area Outside Metropolitan Areas: 1992 — Con.

[Includes only establishments with payroll. For meaning of abbreviations and symbols, see introductory text. For explanation of terms and comparability of 1987 and 1992 censuses, see appendix A. For definitions of CMSA's, MSA's, and PMSA's, see appendix D]

SIC code	Kind of business or operation	Establishments (number)	Receipts (\$1,000)	Annual payroll (\$1,000)	First-quarter payroll (\$1,000)	Paid employees for pay period including March 12 (number)
76	Miscellaneous repair services	20	2 872	906	210	52
762	Electrical repair shops	4	(D)	(D)	(D)	AA
7622	Radio and television repair shops	2	(D)	(D)	(D)	AA
7623, 9	Other electrical and electronic repair shops	2	(D)	(D)	(D)	AA
763	Watch, clock, and jewelry repair	—	—	—	—	—
764	Reupholstery and furniture repair	1	(D)	(D)	(D)	AA
769	Miscellaneous repair and related services	15	(D)	(D)	(D)	BB
78, 79, 84	Amusement and recreation services, including motion pictures and museums	62	21 094	7 062	1 127	493
781, 2	Motion picture production, distribution, and services	2	(D)	(D)	(D)	AA
783	Motion picture theaters	5	(D)	(D)	(D)	BB
784	Video tape rental	10	(D)	(D)	(D)	BB
792	Theatrical producers (except motion picture), bands, orchestras, and entertainers	5	(D)	(D)	(D)	AA
793	Bowling centers	2	(D)	(D)	(D)	BB
79 ex. 792, 3; 84	Commercial sports and other amusement and recreation services, including museums	38	(D)	(D)	(D)	EE
80	Health services	114	49 979	20 881	4 709	994
801	Offices and clinics of doctors of medicine	46	(D)	(D)	(D)	CC
802	Offices and clinics of dentists	36	8 828	2 460	554	136
803	Offices and clinics of doctors of osteopathy	2	(D)	(D)	(D)	AA
804	Offices and clinics of other health practitioners	13	2 847	1 034	212	37
805	Nursing and personal care facilities	9	16 467	7 612	1 849	470
806	Hospitals	—	—	—	—	—
807, 8, 9	Other health services	8	(D)	(D)	(D)	CC
81	Legal services	39	10 518	3 512	782	128
823, 4, 9	Selected educational services	5	(D)	(D)	(D)	BB
83	Social services	14	(D)	(D)	(D)	EE
835	Child day care services	9	(D)	(D)	(D)	CC
832, 3, 6, 9	Other social services	5	(D)	(D)	(D)	EE
87 ex. 8733	Engineering, accounting, research, management, and related services (except noncommercial research organizations)	77	102 551	46 171	11 675	1 364
871	Engineering, architectural, and surveying services	33	77 590	34 308	8 995	983
872	Accounting, auditing, and bookkeeping services	22	(D)	(D)	(D)	BB
873 ex. 8733	Research, development, and testing services (except noncommercial research organizations)	4	2 850	1 630	374	39
874	Management and public relations services	18	(D)	(D)	(D)	EE
89	Services, n.e.c.	6	(D)	(D)	(D)	AA

Table 8b. Summary Statistics for Firms Exempt From Federal Income Tax for the Area Outside Metropolitan Areas: 1992

[Includes only establishments with payroll. For meaning of abbreviations and symbols, see introductory text. For explanation of terms and comparability of 1987 and 1992 censuses, see appendix A. For definitions of CMSA's, MSA's, and PMSA's, see appendix D]

SIC code	Kind of business or operation	Establishments (number)	Revenue (\$1,000)	Annual payroll (\$1,000)	First-quarter payroll (\$1,000)	Paid employees for pay period including March 12 (number)
	Total	121	117 800	50 658	11 380	2 629
7032, 704	Camps and membership lodging	—	—	—	—	—
792, 7991 pt., 7997, 7999 pt., 84	Selected amusement, recreation, and related services	23	(D)	(D)	(D)	EE
8011 pt.; 8021 pt.; 805, 6, 8, 9	Selected health services	21	(D)	(D)	(D)	GG
8111 pt.	Legal aid societies and similar legal services	1	(D)	(D)	(D)	AA
823, 4, 9	Selected educational services	5	(D)	(D)	(D)	BB
83	Social services	37	13 522	7 352	1 872	740
835	Child day care services	3	(D)	(D)	(D)	BB
832, 3, 6, 9	Other social services	34	(D)	(D)	(D)	FF
861, 2, 4, 9	Selected membership organizations	32	(D)	(D)	(D)	CC
873, 4 ex. 8744	Research, testing, and consulting services, except facilities support management services	2	(D)	(D)	(D)	AA

Table 9. Places With 2,500 Inhabitants or More Ranked by Volume of Receipts of Firms Subject to Federal Income Tax: 1992

[Includes only establishments with payroll. For meaning of abbreviations and symbols, see introductory text. For explanation of terms and comparability of 1987 and 1992 censuses, see appendix A. For information on geographic areas followed by ▲, see appendix F]

Geographic area	Receipts		Cumulative receipts		Geographic area	Receipts		Cumulative receipts	
	Rank ¹	Amount (\$1,000)	Amount (\$1,000)	Percent of State total		Rank ¹	Amount (\$1,000)	Amount (\$1,000)	Percent of State total
Rhode Island -----	(X)	3 663 632	3 663 632	100.0	Rhode Island —Con.				
Providence-----	1	1 050 941	1 050 941	28.7	Smithfield town-----	16	56 631	3 281 484	89.6
Warwick-----	2	477 606	1 528 547	41.7	Coventry town-----	17	45 704	3 327 188	90.8
Cranston-----	3	279 206	1 807 753	49.3	Narragansett town-----	18	36 981	3 364 169	91.8
East Providence-----	4	226 764	2 034 517	55.5	West Warwick town-----	19	36 527	3 400 696	92.8
Pawtucket-----	5	218 296	2 252 813	61.5	Portsmouth town-----	20	36 302	3 436 998	93.8
Middletown town-----	6	167 516	2 420 329	66.1	Warren town-----	21	34 927	3 471 925	94.8
Newport-----	7	164 516	2 584 845	70.6	East Greenwich town-----	22	30 637	3 502 562	95.6
North Kingstown town-----	8	104 166	2 689 011	73.4	Bristol town-----	23	23 161	3 525 723	96.2
Lincoln town-----	9	87 808	2 776 819	75.8	Burrillville town-----	24	19 343	3 545 066	96.8
Woonsocket-----	10	82 324	2 859 143	78.0	North Smithfield town-----	25	19 329	3 564 395	97.3
Westerly town-----	11	81 090	2 940 233	80.3	Barrington town-----	26	16 324	3 580 719	97.7
Cumberland town-----	12	74 125	3 014 358	82.3	Central Falls-----	27	13 521	3 594 240	98.1
North Providence town-----	13	74 016	3 088 374	84.3	Tiverton town-----	28	11 911	3 606 151	98.4
Johnston town-----	14	72 940	3 161 314	86.3					
South Kingstown town-----	15	63 539	3 224 853	88.0					

¹Places with suppressed receipts (if applicable) are listed at end of table rather than by rank to avoid disclosing data for individual companies.

Table 10. Counties Ranked by Volume of Receipts of Firms Subject to Federal Income Tax: 1992

[Includes only establishments with payroll. For meaning of abbreviations and symbols, see introductory text. For explanation of terms and comparability of 1987 and 1992 censuses, see appendix A. For information on geographic areas followed by ▲, see appendix F]

Geographic area	Receipts		Cumulative receipts		Geographic area	Receipts		Cumulative receipts	
	Rank ¹	Amount (\$1,000)	Amount (\$1,000)	Percent of State total		Rank ¹	Amount (\$1,000)	Amount (\$1,000)	Percent of State total
Rhode Island -----	(X)	3 663 632	3 663 632	100.0	Rhode Island —Con.				
Providence-----	1	2 293 245	2 293 245	62.6	Newport-----	3	389 606	3 278 002	89.5
Kent-----	2	595 151	2 888 396	78.8	Washington-----	4	311 218	3 589 220	98.0
					Bristol-----	5	74 412	3 663 632	100.0

¹Counties with suppressed receipts (if applicable) are listed at end of table rather than by rank to avoid disclosing data for individual companies.

Appendix A.

General Explanation

CENSUS COVERAGE AND METHODOLOGY

Structure and method of enumeration. Firms in the 1992 Census of Service Industries were divided into the nonmail universe and mail universe. The coverage and the method of obtaining census information from each follow:

1. The nonmail universe consisted of firms which were not required to file a regular census return and included:

- a. All taxable nonemployers, i.e., all firms subject to Federal income tax with no paid employees during 1992. Receipts information for these firms was obtained from administrative records of other Federal agencies. Although consisting of many firms, nonemployers accounted for less than 10 percent of total receipts of all establishments covered in the census.

The census included only those service nonemployer firms which reported a receipts volume of \$1,000 or more during 1992. Establishments exempt from Federal income tax with no paid employees were excluded as in previous censuses.

Data for nonemployers are not included in this report but are provided in a subsequent Non-employer Statistics report (SC92-N-1).

- b. Selected small employers, i.e., single-establishment firms with payroll below a specified cutoff. (The term "employers" refers to firms with one or more paid employees at any time during 1992 as shown in the active administrative records of other Federal agencies.) Although the payroll cutoff varied by kind of business, small employers generally included firms with less than 10 employees and represented about 10 percent of total receipts of establishments covered in the census.

Data on receipts, payroll, and employment for employer firms below the payroll cutoff were derived or estimated from administrative records of other Federal agencies, except for a sample of small employer firms in classifications for which specialized data requirements precluded reliance solely on administrative records sources. This sample was included in the mail universe.

2. The mail universe consisted of firms for which information was obtained by means of a mail canvass and included:

- a. Large employers, i.e., all multiestablishment firms, and all employer firms above the payroll size cutoff referred to in section 1b. Within this category, a report of company organization was conducted periodically to identify establishment locations of firms which operated at more than one location and to obtain information on payroll and mid-March employment at each location. The 1991 Report of Company Organization was used as a coverage check in the census. In the 1992 census, all multi-establishment firms were asked to notify the Census Bureau of any establishments for which a form was not received. Report forms were subsequently provided to the firms for these establishments.
- b. A sample of small employer firms in classifications for which specialized data precluded reliance solely on administrative records sources. These firms were sent the census mailing packages containing the appropriate 1992 questionnaire.

Method of classifying kinds of business. The service industries classifications for all establishments were based on the *Standard Industrial Classification Manual: 1987*¹ (SIC). However, the method of assigning these classifications, and the level of detail at which establishments were classified, differed between the nonmail and mail universes as follows:

1. The nonmail universe

- a. Nonemployers were classified on the basis of information obtained from administrative records of other Federal agencies.
- b. Selected small employers were classified on the basis of the most current census kind-of-business classification available from one of the Census Bureau's current sample surveys or the 1987 census. Otherwise, the classification was obtained from administrative records of other Federal agencies.

If the census or administrative record classifications proved inadequate (none corresponded to a 1992 census classification in the detail required for

¹*Standard Industrial Classification Manual: 1987*. For sale by Superintendent of Documents, U.S. Government Printing Office, Washington, DC 20402. Stock No. 041-001-00314-2.

employers), the firm was sent a brief inquiry requesting information necessary to assign a 1992 census kind-of-business code.

2. Establishments in the mail universe were classified on the basis of their self-designation, answers to questions on receipts by type of service provided, and other special inquiries.

Method of assigning tax status. For kind-of-business classifications² where there were substantial numbers of taxable and tax-exempt establishments, establishments were classified based on the Federal income tax filing requirement for the establishment or organization. This classification was based primarily on the response to an inquiry on the census questionnaire. Establishments that indicated that all or part of their income was exempt from Federal income tax under provisions of section 501 of the IRS code were classified as tax-exempt; establishments indicating no such exemption were classified as taxable. All government-operated hospitals were classified as tax-exempt. For establishments in the nonmail universe, the tax status classification was based upon the type of tax return filed by the firm or organization.

For selected kind-of-business classifications³ comprised primarily of tax-exempt establishments, all establishments in those classifications were defined as tax-exempt. All establishments in the remaining kind-of-business classifications (comprised primarily of taxable establishments) were defined as taxable.

COMPARABILITY OF THE 1987 AND 1992 CENSUSES

The 1987 and 1992 censuses were conducted under similar conditions and procedures except for the following:

Geographic areas. The boundaries of a number of areas for which data are shown in the 1992 census are not the same as in the 1987 census because of annexations; other boundary changes; and redefinitions of metropolitan statistical areas (MSA's), primary metropolitan statistical areas (PMSA's), and consolidated metropolitan statistical areas (CMSA's).⁴ In addition, data for consolidated cities are included in the 1992 census.

Data for special economic urban areas (SEUA's) with 10,000 inhabitants or more in Michigan, Minnesota, New York, and Wisconsin qualified for publication in the 1992 census. This included townships in Michigan and Minnesota and towns in New York and Wisconsin. However, Minnesota did not have any townships that met the population criteria.

²SIC's 7032, 792, 7991 pt., 7997, 7999 pt., 8011 pt., 8021 pt., 805, 806, 808, 809, 82, 83, 84 pt., 873 ex. 8733, 874 ex. 8744.

³SIC's 7041, 8111 pt., 84 pt., 86, 8733.

⁴Newly defined metropolitan areas (MA's) were announced by the Office of Management and Budget (OMB) effective June 30, 1993.

Nonemployer firms. In 1987, data for nonemployer firms were published for the United States, States, metropolitan areas, counties, and places in four regional reports in the Nonemployer Statistics Series (SC87-N-1 to -4).

For 1992, data for nonemployers by kind of business are presented in one *Nonemployer Statistics* report (SC92-N-1) for the United States, States, and metropolitan areas. Nonemployer data for counties and places are available on compact disc-read only memory (CD-ROM).

Employment. In 1987, employment data withheld to avoid disclosing data for individual companies were represented with the symbol "(D)." In 1992, withheld employment data are represented with symbols that denote employment size ranges. These symbols are defined in the introductory text.

Sources of receipts/revenue. In 1987, data on sources of receipts/revenue for selected industries were published with other industry-specific data in the *Miscellaneous Subjects* report (SC87-S-4) of the Subject Series. In 1992, sources of receipts/revenue data are presented separately in the *Sources of Receipts or Revenue* report (SC92-S-4) of the Subject Series.

Legal form of organization. In 1987, data on the number of individual proprietorships/partnerships were published in the Geographic Area Series. In 1992, individual proprietorship/partnership data are published in the *Establishment and Firm Size* report (SC87-S-1) and in the *Nonemployer Statistics* report (SC87-N-1).

EXPLANATION OF TERMS

Establishments. An establishment is a single physical location at which business is conducted. It is not necessarily identical with a company or enterprise, which may consist of one establishment or more. Statistics for service industries represent a summary of reports for individual establishments rather than companies. For cases where a census report was received, separate information was obtained for each location where business was conducted. When administrative records of other Federal agencies were used instead of a census report, no information was available on the number of locations operated. Estimates of this number were derived from a sample and are provided in the service industries report, *Miscellaneous Subjects* (SC92-S-5). Each census report was tabulated according to the physical location at which the business was conducted. The count of establishments represents those in business at any time during 1992. Appendix G provides a comparison of the number of establishments active any time during the year versus the number in business at the end of the year.

When two activities or more were carried on at a single location under a single ownership, all activities generally were grouped together as a single establishment. The

entire establishment was classified on the basis of its major activity and all data for it were included in that classification. However, when distinct and separate economic activities (for which different industry classification codes were appropriate) were conducted at a single location under a single ownership, and when conditions prescribed by the SIC manual for recognizing the existence of more than one establishment were met, separate establishment reports for each of the different activities were obtained in the census.

Leased service departments (separately owned businesses operated as departments or concessions of other service establishments or of retail businesses, such as a separately owned shoeshine parlor in a barber shop, or a beauty shop in a department store) are treated as separate service establishments for census purposes. Leased retail departments located in service establishments (e.g., a gift shop located in a hotel) are considered separate retail establishments.

Firms. A firm is a business organization or entity consisting of one domestic establishment (location) or more under common ownership or control. All establishments of subsidiary firms are included as part of the controlling firm. For the economic census, the terms "firm" and "company" are synonymous.

Receipts (Basic dollar volume measure for service establishments of firms subject to Federal income tax). Includes receipts from customers or clients for services rendered, from the use of facilities, and from merchandise sold during 1992 whether or not payment was received in 1992, except for health practitioners and legal, architectural, engineering, and surveying services, which reported on a cash basis (payments received in 1992 regardless of when services were rendered). Excise taxes on gasoline, liquor, tobacco, etc., which are paid by the manufacturer or wholesaler and passed on in the cost of goods purchased by the service establishment, are also included. Receipts from leasing of vehicles, equipment, etc., marketed under operating leases are included in receipts figures as well as the fair sales value of merchandise marketed in 1992 under capital, finance, or "full payout" leases. Receipts also include the total value of service contracts, amounts received for work subcontracted to others, and dues and assessments from members and affiliates.

Receipts are net after deductions for refunds and allowances for merchandise returned by customers. Receipts do not include sales, occupancy, admissions, or other taxes collected from customers and remitted directly by the firm to a local, State, or Federal tax agency, nor do they include income from such sources as contributions, gifts, and grants; dividends, interest, and investments; or sale or rental of real estate. Also excluded are rents from and receipts (gross as well as the establishment's share) of departments and concessions which are operated by others; sales of used equipment rented or leased to

customers; commissions from vending machine operators; and other nonoperating income such as royalties, franchise fees, etc.

Receipts in this report do not include service receipts of manufacturers, wholesalers, retail establishments, or other businesses whose primary activity is other than service. They do, however, include receipts other than from services rendered (e.g., sale of merchandise to individuals or other businesses) by establishments primarily engaged in performing services and classified in the service industries.

Revenue (Basic dollar volume measure for firms exempt from Federal income tax). Includes revenue from customers or clients for services rendered and merchandise sold during 1992, whether or not payment was received in 1992. Also included are income from interest, dividends, gross contributions, gifts, grants (whether or not restricted for use in operations), rents, royalties, dues and assessments from members and affiliates, and receipts from fundraising activities. Receipts from taxable business activities of firms exempt from Federal income tax (Unrelated Business Income) are also included in revenue.

Revenue does not include sales, admissions, or other taxes collected by the organization from customers or clients and paid directly to a local, State, or Federal tax agency; income from the sale of real estate, investments, or other assets (except inventory held for resale); gross receipts of departments, concessions, etc., that are operated by others; and amounts transferred to operating funds from capital or reserve funds.

Expenses. Expenses include payroll, employee benefits, interest, rent, payroll taxes, cost of supplies used for operation, depreciation expenses, fundraising expenses, contracted or purchased services, and other expenses charged to operations during 1992.

Expenses in this report exclude outlays for the purchase of real estate; construction and all other capital improvements; funds invested; assessments or dues paid to the parent or other chapters of the same organization; and, for fundraising organizations, funds transferred to charities and other organizations.

Annual payroll. Payroll includes all forms of compensation, such as salaries, wages, commissions, bonuses, vacation allowances, sick-leave pay, employee contributions to qualified pension plans, and the value of payments in kind (e.g., free meals and lodgings) paid during the year to all employees. Tips and gratuities received by employees from patrons and reported to employers are included. For corporations, payroll includes amounts paid to officers and executives; for unincorporated businesses, it does not include profit or other compensation of proprietors or partners. Payroll is reported before deductions for social security, income tax, insurance, union dues, etc. This definition of payroll is the same as that used by the Internal Revenue Service (IRS) on form 941.

First-quarter payroll. This item consists of payroll, as defined above, paid to persons employed at any time during the quarter January to March 1992.

Paid employees for pay period including March 12. Paid employees consist of the full- and part-time employees, including salaried officers and executives of corporations, who were on the payroll during the pay period including March 12. Included are employees on paid sick leave, paid holidays, and paid vacations; not included are proprietors and partners of unincorporated businesses. The definition of paid employees is the same as that used on IRS form 941.

Auxiliary establishments. Each company included in this census was asked to identify and separately report auxiliary locations whose primary functions were to manage, administer, service, or support the activities of the other establishments of the company. Data presented in this report do not include auxiliary establishments. Data for auxiliaries are presented in a subsequent report issued as part of the *1992 Enterprise Statistics* reports.

KIND-OF-BUSINESS CLASSIFICATIONS

Services, as defined in Division I of the 1987 Standard Industrial Classification (SIC) manual, includes establishments primarily engaged in rendering a wide variety of services to individuals, business and government establishments, and other organizations.

Establishments covered by the census were assigned kind-of-business classifications according to the industry classifications defined in the 1987 SIC manual. When a more detailed classification than defined in the SIC manual was needed, additional kinds of business were identified within an SIC industry.

The basis for a kind-of-business classification is described above in Method of Classifying Kinds of Business. Descriptions of those kinds of business for which data are provided in this report follow.

Hotels, Rooming Houses, Camps, and Other Lodging Places (SIC Major Group 70)

This group includes establishments engaged in providing lodging, or lodging and meals, and camping facilities. Hotels which provide accommodations for permanent residents (e.g., apartment hotels) and residential mobile home parks are classified in Real Estate, Major Group 65.

Hotels and motels (SIC 7011). Commercial establishments, known to the public as hotels, motor hotels, motels, or tourist courts, primarily engaged in providing lodging, or lodging and meals.

For large geographic areas, data are presented for the following subdivisions of this classification:

1. Hotels, 25 guestrooms or more.
2. Hotels, less than 25 guestrooms.
3. Motels, tourist courts.
4. Motor hotels.

The classification of individual establishments into hotels, motor hotels, and motels and tourist courts was based primarily on the respondents' self-designation.

Rooming and boarding houses (SIC 702). Establishments renting rooms, with or without board, on a fee basis. Homes for the elderly, for children, and for the handicapped that provide additional services, other than nursing care, are classified in Industry 8361, and homes that provide nursing and/or health-related care are classified in Industry Group 805. Rooming and boarding houses operated by membership organizations for their members only are classified in Industry 7041.

Sporting and recreational camps (SIC 7032). Sporting and recreational camps providing lodging and meals, or lodging only. Included are children's camps, fishing camps, hunting camps, and dude ranches. Day camps and sports instructional camps, such as baseball, basketball, or football camps, are classified in Industry 7999.

Recreational vehicle parks and campsites (SIC 7033). Establishments providing overnight or short-term sites for recreational vehicles, trailers, campers, or tents. Residential trailer and mobile home parks are classified in Real Estate, Major Group 65.

Organization hotels and lodging houses, on membership basis (SIC 704). Lodging houses and hotels operated by membership organizations for the benefit of their members and guests, and not open to the general public. Hotels operated by such organizations but open to the public are classified in Industry 7011. Residential homes for the elderly and others in need of residential, social, and personal care are classified in Industry 8361.

Personal Services (SIC Major Group 72)

This group includes establishments primarily engaged in providing services generally to individuals, such as barber and beauty shops, drycleaning plants, laundries, and photographic studios. For establishments classified in Industry Group 721, collecting and distributing units (branch outlets, pickup stations, terminals, or depots) owned and operated by a firm which does its own laundry work are not classified as separate establishments. Data for these units are merged with data for the plant where the work is done.

Power laundries, family and commercial (SIC 7211).

Establishments primarily engaged in operating mechanical laundries with steam or other power. Excluded are establishments which have power laundry equipment but which are primarily engaged in a specialty, such as industrial laundering, linen rental, or diaper service. These establishments are classified in other categories within Industry Group 721. Independently owned agencies for laundry plants are classified in Industry 7212. Laundries using small power equipment of household type are classified in Industry 7219.

Garment pressing, and agents for laundries and dry-cleaners (SIC 7212).

Establishments primarily engaged in providing laundry and drycleaning services but which have the laundry and/or drycleaning work done by others. Establishments in this industry may do their own pressing or finishing work. Independently owned collecting and distributing agencies serving drycleaning plants or power laundries are included in this classification.

Linen supply (SIC 7213).

Establishments primarily engaged in supplying, on a rental basis, such laundered items as uniforms, aprons, table covers, bed linens, and towels. Establishments included in this classification may or may not operate their own laundry facilities.

Coin-operated laundries and drycleaning (SIC 7215).

Establishments primarily engaged in the operation of coin-operated or similar self-service laundry and/or drycleaning equipment. Included are establishments known as laundromats, launderettes, self-service drycleaners, etc. Establishments which operate such machinery in apartment houses, dormitories, and similar locations are included. Establishments which rent such machinery (e.g., to apartment houses) are classified in Industry 7359.

For large geographic areas, data are presented for the following subdivisions of this classification:

1. Coin-operated laundries and drycleaning stores.
2. Coin-operated laundry routes.

Drycleaning plants, except rug cleaning (SIC 7216).

Establishments primarily engaged in drycleaning or dyeing apparel and household fabrics other than rugs. Establishments primarily engaged in cleaning rugs are classified in Industry 7217. Independently owned agencies for cleaning plants are classified in Industry 7212. Establishments known as "tailor shops" or "cleaners" are included in this classification only if they do their own cleaning. Establishments primarily engaged in dyeing fabrics for the trade are classified in Manufacturing, Major Group 22.

Carpet and upholstery cleaning (SIC 7217).

Establishments primarily engaged in cleaning carpets and upholstered furniture. Establishments primarily engaged in rug repair are classified in Industry 7699, those primarily

engaged in reupholstering and repairing furniture are classified in Industry 7641, and those primarily engaged in building cleaning are classified in Industry 7349.

Industrial launderers (SIC 7218).

Establishments primarily engaged in supplying laundered or drycleaned work uniforms, wiping towels, protective apparel (gloves, flame resistant clothing, etc.), dust control items (treated mats or rugs, mops, cloths, etc.), and similar items to industrial, commercial, and government users. These items may belong to the industrial launderers and be supplied to users on a rental basis, or they may belong to the customers. Establishments included in this industry may or may not operate their own laundry or drycleaning facilities.

Laundry and garment services, n.e.c. (SIC 7219).

Establishments primarily engaged in furnishing other laundry services, including repair, alteration, and storage of clothes for individuals; diaper service; and hand laundries. Custom tailors, dressmakers, and fur shops making fur apparel to custom order are classified in Retail Trade.

Photographic studios, portrait (SIC 722).

Establishments primarily engaged in still or video portrait photography for the general public. Included in this classification are school, home, and transient portrait photographers. Establishments primarily engaged in commercial photography are classified in Industry 7335; those primarily engaged in video tape production other than portrait are classified in Industry 7812; and those primarily engaged in film developing and/or print processing for the trade or for the general public are classified in Industry 7384.

Beauty shops (SIC 723).

Establishments primarily engaged in providing beauty services or both beauty and barber services. Beauty and cosmetology schools are also included. Beauty shop concessions (owned and operated by concessionaires) in hotels, department stores, etc., are classified in this industry and treated as separate establishments. However, beauty shops owned by and operated as part of other businesses (e.g., hotels, department stores) are considered part of the main establishment.

Barber shops (SIC 724).

Establishments primarily engaged in providing barber and men's hair styling services. Barber colleges are also included. Barber shop concessions (owned and operated by concessionaires) in hotels, department stores, etc., are classified in this industry and treated as separate establishments. However, barber shops owned by and operated as part of other businesses (e.g., hotels, department stores) are considered part of the main establishment.

Shoe repair shops and shoeshine parlors (SIC 725).

Establishments primarily engaged in repairing footwear or shining shoes. Also included are establishments engaged in cleaning and blocking hats. Shoe repair and shoeshine departments (owned and operated by concessionaires) in

hotels, department stores, etc., are classified in this industry and treated as separate establishments. However, shoe repair shops and shoeshine parlors owned and operated as part of other businesses (e.g., hotels, department stores) are considered part of the main establishment.

Funeral service and crematories (SIC 726). Establishments primarily engaged in preparing the dead for burial, conducting funerals, and cremating the dead. Receipts include sales of funeral merchandise, such as caskets and burial clothing, and other services provided directly by the establishments. Also included in the receipts are reimbursements for cash advances made to other establishments for funeral-related merchandise sales and services, such as flowers. Cemeteries, and crematories operated in conjunction with cemeteries, are classified in Real Estate, Industry 6553; crematories and burial services for pets are classified in Agriculture, Industry 0752.

Tax return preparation services (SIC 7291). Establishments primarily engaged in providing tax return preparation services without also providing accounting, auditing, or bookkeeping services. Establishments providing tax return preparation services which also provide accounting, auditing, or bookkeeping services are classified in Industry 8721. Tax return preparation services (owned and operated by concessionaires) in department stores, etc., are classified in this industry and treated as separate establishments. However, tax return preparation services owned and operated as part of other businesses are considered part of the main establishment.

Miscellaneous personal services, n.e.c. (SIC 7299). Establishments primarily engaged in providing personal services, not elsewhere classified, such as saunas; steam and Turkish baths; costume and formal wear rental; operation of coin-operated personal service machines, such as weighing machines, public lockers (except cold storage), pay toilets, etc.; checkroom concessions; dating service; diet or weight reducing workshops; and tanning salons. Establishments operating coin-operated amusement machines, such as pinball machines and juke boxes, are classified in Industry 7993. The operation of physical fitness facilities, including health fitness spas and reducing salons, is classified in Major Group 70 if lodging is also provided and in Industry 7991 if lodging is not provided.

For large geographic areas, data are presented for the following subdivisions of this classification:

1. Massage parlors, tanning salons, and saunas.
2. Diet and weight reducing services.
3. Formal wear rental.
4. Other personal services, n.e.c.

Business Services (SIC Major Group 73)

This group includes establishments primarily engaged in providing services, not elsewhere classified, to business establishments on a contract or fee basis.

Advertising agencies (SIC 7311). Establishments primarily engaged in preparing advertising (writing copy, artwork, graphics, and other creative work) and placing such advertising in periodicals, newspapers, radio, television, or other advertising media for clients on a contract or fee basis. Establishments which place advertising with media but perform no creative services (media buying services) are classified in Industry 7319. Establishments which write advertising copy but do not place the advertising with media are classified in Industry 8999. Establishments which provide commercial art, graphics, or other creative advertising services but do not place the advertising with media are classified in Industry Group 733. Establishments which solicit advertising for nonaffiliated radio, television, newspapers, or magazines are classified in Industry 7313.

Outdoor advertising services (SIC 7312). Establishments primarily engaged in the preparation of poster displays and painted and electric displays on billboards, panels, bulletins, and frames, principally outdoors. Such establishments may (as incidental services) construct, repair, and maintain display boards and may post advertisements. Sign painting shops are classified in Industry 7389. Shops which make neon signs to order are classified in Manufacturing. Establishments primarily engaged in erecting signs are classified in Construction.

Radio, television, and publishers' advertising representatives (SIC 7313). Establishments primarily engaged in soliciting advertising on a contract or fee basis for (nonaffiliated) newspapers, magazines, and other publications, or for radio and television stations. Advertising sales offices operated by the media are classified as auxiliaries.

For large geographic areas, data are presented for the following subdivisions of this classification:

1. Radio and television advertising representatives.
2. Publishers' advertising representatives.

Advertising, n.e.c. (SIC 7319). Establishments primarily engaged in furnishing advertising services, not elsewhere classified, such as handbill distribution, distribution of samples, and transit advertising. Establishments which provide commercial art, graphics, or other creative advertising services but do not place the advertising with the media, are classified in Industry Group 733. Establishments primarily engaged in direct mail advertising, compiling and selling mailing lists, and related services are classified in Industry 7331.

Adjustment and collection services (SIC 7322). Establishments primarily engaged in the collection or adjustment of claims other than insurance. Establishments providing insurance adjustment services are classified in Insurance, Major Group 64. Establishments providing debt counseling or adjustment services for individuals are classified in Industry 7299. Centralized charge services are classified in Finance, Major Group 61.

Credit reporting services (SIC 7323). Establishments primarily engaged in providing mercantile and consumer credit reporting services. Establishments primarily engaged in conducting personal investigations (background) and preparing reports for insurance companies and other business firms are classified in Industry 7389.

Direct mail advertising services (SIC 7331). Establishments primarily engaged in furnishing direct mail advertising services, such as creating, producing, and mailing direct mail advertising. This industry also includes establishments primarily engaged in compiling and selling mailing lists. Establishments primarily engaged in reproducing direct mail copy to order but also providing other direct mail advertising services are classified in Manufacturing if they print the copy, and in Industry 7334 if they duplicate the copy by photocopying or similar reproduction methods.

For large geographic areas, data are presented for the following subdivisions of this classification:

1. Mailing list compilers, brokers, and managers.
2. Direct mail advertising services, except mailing list services.

Photocopying and duplicating services (SIC 7334). Establishments primarily engaged in reproducing text, drawings, plans, maps, or other copy by blueprinting, photocopying, mimeographing, or other methods of duplication other than printing or microfilming. Printing, including "quick printing," is classified in Manufacturing, and microfilming is classified in Industry 7389.

For large geographic areas, data are presented for the following subdivisions of this classification:

1. Blueprinting and photocopying services.
2. Duplicating services, except printing and photocopying.

Commercial photography (SIC 7335). Establishments engaged in providing commercial photography services for advertising agencies, publishers, and other business and industrial users. Establishments engaged in still and video portrait photography are classified in Industry 7221, and those primarily engaged in mapmaking are classified in Industry 7389. Establishments primarily engaged in medical photography are classified in Industry 8099. Establishments primarily engaged in producing commercial video tape or films are classified in Industry 7812.

Commercial art and graphic design (SIC 7336). Establishments primarily engaged in providing commercial art or graphic design services for advertising agencies, publishers, and other business and industrial users. Producers of still and slide films are classified here. Establishments primarily engaged in art, except commercial and medical art, are classified in Industry 8999; those engaged in medical art are classified in Industry 8099; and those providing drafting services are classified in Industry 7389.

For large geographic areas, data are presented for the following subdivisions of this classification:

1. Commercial art.
2. Graphic arts and related design.

Secretarial and court reporting services (SIC 7338). Establishments primarily engaged in furnishing secretarial, typing, word processing, resume writing, and court reporting services.

Disinfecting and pest control services (SIC 7342). Establishments primarily engaged in providing disinfection and termite, insect, rodent, and other pest control generally in dwellings or other buildings. Establishments primarily engaged in pest control for lawns or agricultural production are classified in Agriculture.

Building cleaning and maintenance services, n.e.c. (SIC 7349). Establishments primarily engaged in furnishing building cleaning and maintenance services, not elsewhere classified, such as window cleaning, janitorial services, floor waxing, and office cleaning. General contractors and special trade contractors primarily engaged in building repair work, cleaning building exteriors by sand or steam blasting, or cleaning up after construction are classified in Construction.

Medical equipment rental and leasing (SIC 7352). Establishments primarily engaged in renting or leasing (except finance leasing) medical equipment. These establishments may also sell medical supplies, but establishments primarily engaged in selling medical supplies are classified in Wholesale or Retail Trade. Establishments primarily engaged in finance leasing are classified in Finance, Industry 6159.

Heavy construction equipment rental and leasing (SIC 7353). Establishments primarily engaged in renting or leasing (except finance leasing) heavy construction equipment, with or without operators. Establishments primarily engaged in finance leasing are classified in Finance, Industry 6159.

For large geographic areas, data are presented for the following subdivisions of this classification:

1. Rental and leasing of heavy construction equipment without operators.
2. Rental and leasing of heavy construction equipment with operators.

Equipment rental and leasing, n.e.c. (SIC 7359). Establishments primarily engaged in renting or leasing (except finance leasing) equipment, not elsewhere classified, such as tools, furniture, industrial equipment (except heavy construction), televisions, appliances, party supplies, etc. Establishments primarily engaged in finance leasing are classified in Finance, Industry 6159.

Establishments renting or leasing automobiles and trucks without drivers are classified in Industry Group 751; those renting with drivers, in Transportation. Establishments renting (or leasing) medical equipment are classified in Industry 7352; video tapes and cassettes, in Industry 7841; amusement and recreation items, such as bicycles, beach chairs, etc., in Industry 7999; personal items, such as formal wear, lockers (other than refrigerated), and pillows, in Industry 7299; commercial boats, in Water Transportation, Major Group 44. Direct leasing of machinery or equipment by the manufacturer is classified in Manufacturing or Wholesale Trade. Establishments primarily leasing computer time, including time-sharing services, are classified in Industry 7374; and those renting or leasing computers or data processing equipment, in Industry 7377.

For large geographic areas, data are presented for the following subdivisions of this classification:

1. Equipment rental, except rent-to-own.
2. Equipment leasing, except finance leasing.
3. Rent-to-own.

Employment agencies (SIC 7361). Establishments primarily engaged in providing placement and employment services for employers or those seeking employment. Modeling agencies and nurses' registries are included. Theatrical employment agencies are classified in Industry 7922; motion picture casting bureaus, in Industry 7819; and establishments engaged in furnishing help to other businesses, in Industry 7363.

Help supply services (SIC 7363). Establishments primarily engaged in supplying temporary or continuing help (except agricultural) to other businesses on a contract or fee basis. The help supplied is on the payroll of the supplying establishment but is under the direct or general supervision of the business to whom the help is furnished. Establishments primarily engaged in providing placement and employment services are classified in Industry 7361. Establishments which provide both management and staff to operate a business are classified according to the type of activity of the business. Establishments primarily engaged in furnishing personnel to perform a range of services in support of the operation of other establishments are classified in Industry 8744. Farm labor supply is classified in Agriculture, Industry 0761.

For large geographic areas, data are presented for the following subdivisions of this classification:

1. Temporary help supply.
2. Employee leasing.
3. Other help supply services.

Computer programming services (SIC 7371). Establishments primarily engaged in providing custom computer programming services on a contract or fee basis. These

establishments often perform a variety of additional services, such as computer software design and analysis, modification of existing software, and training in the use of custom software. Establishments primarily engaged in the development and marketing of prepackaged software are classified in Industry 7372. Computer processing services are classified in Industry 7374.

Prepackaged software (SIC 7372). Establishments primarily engaged in designing and developing prepackaged software, including operating, utility, and applications programs. These establishments may also prepare software documentation for the user, install software for the user, and train the user in the use of the software. Establishments primarily engaged in buying and selling prepackaged software are classified in Wholesale or Retail Trade. Custom computer software services, including computer code authors, are classified in Industry 7371.

Computer integrated systems (SIC 7373). Establishments primarily engaged in developing or modifying computer software and packaging or bundling the software with hardware (computers and peripheral equipment) to create an integrated system for specific application. These establishments are involved in all phases of systems development, from design through installation. Establishments primarily engaged in buying and selling computer software and/or hardware are classified in Wholesale or Retail Trade, and establishments primarily engaged in manufacturing computers and/or peripheral equipment are classified in Manufacturing.

Computer processing and data preparation and processing services (SIC 7374). Establishments primarily engaged in providing computer processing and data preparation services. Service may consist of complete processing and preparation of reports from data supplied by the customer, or it may be specialized, such as data entry or making data processing equipment available on an hourly or time-sharing basis.

Information retrieval services (SIC 7375). Establishments primarily engaged in providing on-line information retrieval services on a contract or fee basis. The information generally involves a range of subjects and is taken from other primary sources. Establishments which collect and originate the data are classified in the industry associated with that activity.

Computer facilities management services (SIC 7376). Establishments primarily engaged in providing on-site management and operation of computer and data processing facilities on a contract or fee basis. Establishments primarily engaged in providing computer and data processing at their own facilities are classified in Industry 7374.

Computer rental and leasing (SIC 7377). Establishments primarily engaged in renting or leasing (except finance) computers and related data processing equipment on the

customers' site, whether or not also providing maintenance or support services. Establishments primarily engaged in both manufacturing and leasing computers and related data processing equipment are classified in Division D, Manufacturing, and separate establishments owned by the manufacturer and primarily engaged in leasing are classified in Wholesale Trade. Establishments primarily engaged in finance leasing of computers and related data processing equipment are classified in Finance, Industry 6159, and those primarily engaged in leasing computer time are classified in Industry 7374.

Computer maintenance and repair (SIC 7378). Establishments primarily engaged in the maintenance and repair of computers and computer peripheral equipment.

Computer related services, n.e.c. (SIC 7379). Establishments primarily engaged in providing computer related services, not elsewhere classified, such as computer consulting, disk and diskette conversion, and tape recertification.

For large geographic areas, data are presented for the following subdivisions of this classification:

1. Computer consultants.
2. Miscellaneous computer services, n.e.c.

Detective, guard, and armored car services (SIC 7381). Establishments primarily engaged in providing detective, guard, and armored car services. Fingerprint service, polygraph service, and rental of dogs for protective service are included in this classification.

For large geographic areas, data are presented for the following subdivisions of this classification:

1. Detective agencies and guard services.
2. Armored car services.

Security systems services (SIC 7382). Establishments primarily engaged in monitoring and maintaining security systems devices, such as burglar and fire alarms. These establishments may also sell, lease, and/or install the security systems which they monitor and maintain. Establishments primarily engaged in the sales and installation, or installation only, of such devices are classified in Construction, Industry 1731.

News syndicates (SIC 7383). Establishments primarily engaged in providing news, pictures, features, and news reporting services to newspapers and periodicals. Separate establishments of newspaper and periodical publishers which are engaged in gathering news are classified as auxiliaries.

Photofinishing laboratories (SIC 7384). Establishments primarily engaged in developing film and photographic prints and enlargements. Data for retail outlets (kiosks),

which are owned and operated by photofinishing laboratories for the pickup and delivery of film, are merged with data for the laboratory which owns them and are not treated as separate establishments. Establishments primarily engaged in processing motion picture and video film for the motion picture and television industries are classified in Industry 7819.

For large geographic areas, data are presented for the following subdivisions of this classification:

1. Photofinishing laboratories, except "one-hour" (mini) labs.
2. "One-hour" (mini) photofinishing.

Business services, n.e.c. (SIC 7389). Establishments primarily engaged in furnishing business services, not elsewhere classified, such as auctioneers' establishments (service only), business brokers, drafting service, independent lecture bureaus, inspection service, printing brokers, notaries public, and shop window decoration or trimming, on a commission or fee basis.

For large geographic areas, data are presented for the following subdivisions of this classification:

1. Sign painting shops. Establishments primarily engaged in making signs to individual order or in doing office door and window lettering. Establishments primarily engaged in making signs other than on a custom basis and neon sign manufacturers are classified in Manufacturing.
2. Interior designing. Establishments primarily engaged in advising clients on the selection of furniture, draperies, rugs, and other interior decorations on a commission or fee basis. Establishments providing interior designing service but primarily engaged in the sale of merchandise, are not included. Painting and papering contractors who frequently call themselves "interior decorators" are classified in Construction.
3. Telephone answering services. Establishments primarily engaged in transmitting telephone messages to their clients. Paging services are classified in Communications.
4. Water softening and conditioning services. Establishments primarily engaged in softening water by chemical treatment or other methods.
5. Packaging and labeling services. Establishments primarily engaged in packaging and labeling products, on a contract or fee basis, in packages or other containers normally intended for retail distribution. Companies primarily engaged in packing, crating, and otherwise preparing goods for shipping are classified in Transportation.
6. Trading stamp services. Establishments primarily engaged in selling trading stamps or merchandise coupons to merchants. The redemption stores of trading stamp companies are classified as auxiliary to this industry.

7. Convention and trade show services. Establishments primarily engaged in providing a variety of services to conventions and trade shows on a contract or fee basis, including decoration services, registration services, promotion, and other administrative functions.
8. Private mail centers. Establishments primarily engaged in providing mailbox rental and other postal and mailing (except advertising) services. In addition, establishments may provide typing, photocopying, and FAX services, and may sell office supplies.
9. Miscellaneous business services, n.e.c. Establishments primarily engaged in furnishing business services, not elsewhere classified.

Automotive Repair, Services, and Parking (SIC Major Group 75)

This group includes establishments primarily engaged in furnishing automotive repair, rental, leasing, parking, and other services. Similar facilities owned and operated by concerns for their own use and not available to the general public are treated as auxiliary establishments of those concerns and are not included here. Automotive repair shops operated by establishments engaged in the sale of new automobiles are classified in Retail Trade, as are those operated by gasoline service stations (where sales of merchandise (including fuel) exceed repair receipts). Automobile driving instruction is classified in Industry 8299.

Truck rental and leasing, without drivers (SIC 7513).

Establishments primarily engaged in short-term rental or extended-term leasing (with or without maintenance) of trucks, truck tractors, or semitrailers without drivers. Establishments primarily engaged in renting or leasing, except finance leasing, of industrial trucks are classified in Industry 7359; those renting or leasing trucks with drivers are classified in Transportation, Industry Group 421; and those renting or leasing heavy construction and earth moving equipment are classified in Industry 7353. Establishments primarily engaged in finance leasing are classified in Finance, Major Group 61.

For large geographic areas, data are presented for the following subdivisions of this classification:

1. Truck rental, without drivers.
2. Truck leasing, except finance leasing.

Passenger car rental (SIC 7514). Establishments primarily engaged in short-term rental of passenger cars without drivers. Data for separate automotive rental offices or concessions (e.g., airport locations) in the same metropolitan area, for which a common fleet of cars is maintained, are merged and not considered as separate establishments. Establishments primarily engaged in renting automobiles with drivers are classified in Transportation, Industry 4119.

Passenger car leasing (SIC 7515). Establishments primarily engaged in extended-term leasing of passenger cars without drivers. These establishments may or may not provide maintenance of vehicles as part of the lease contract. Establishments primarily engaged in renting automobiles with drivers are classified in Transportation, Industry 4119. Establishments primarily engaged in finance leasing are classified in Finance, Major Group 61.

Utility trailer and recreational vehicle rental (SIC 7519).

Establishments primarily engaged in daily or extended-term rental of utility trailers and recreational vehicles. Establishments primarily engaged in renting motorcycles, bicycles, golf carts, gocarts, or recreational boats are classified in Industry 7999, and those engaged in renting airplanes are classified in Industry 7359. Establishments primarily engaged in the rental of mobile homes on site are classified in Real Estate, Industry 6515.

Automobile parking (SIC 7521).

Establishments primarily engaged in the temporary parking of automobiles usually on an hourly, daily, or monthly contract or fee basis. Excluded are municipal parking lots and lots operated by establishments or institutions primarily engaged in other activities (e.g., department stores, hospitals, restaurants). Valet parking is classified in Industry 7299. Establishments primarily engaged in extended or dead storage of automobiles are classified in Transportation, Industry 4226.

For large geographic areas, data are presented for the following subdivisions of this classification:

1. Parking lots.
2. Parking structures.

Top, body, and upholstery repair shops and paint shops (SIC 7532).

Establishments primarily engaged in the repair of automotive tops, bodies, and interiors, or automotive painting and refinishing. Also included in the industry are establishments primarily engaged in customizing automobiles, trucks, and vans, except on a factory basis. Those engaged in customizing automobiles, trucks, and vans on a factory basis are classified in Manufacturing, Industry Group 371.

For large geographic areas, data are presented for the following subdivisions of this classification:

1. Top and body repair shops.
2. Paint shops.

Automotive exhaust system repair shops (SIC 7533).

Establishments primarily engaged in the installation, repair, or sale and installation of automotive exhaust systems. The sale of mufflers, tailpipes, and catalytic converters is considered to be incidental to the installation of these products.

Tire retreading and repair shops (SIC 7534).

Establishments primarily engaged in repairing and retreading automotive tires. Establishments classified here may either retread customers' tires or retread tires for sale or exchange to the user or the trade.

Automotive glass replacement shops (SIC 7536). Establishments primarily engaged in the installation, repair, or sale and installation of automotive glass. The sale of the glass is considered incidental to the replacement.

Automotive transmission repair shops (SIC 7537). Establishments primarily engaged in the installation, repair, or sale and installation of automotive transmissions. The sale of transmissions and related parts is considered incidental to transmission installation or repair.

General automotive repair shops (SIC 7538). Establishments primarily engaged in general automotive repair, such as engine repair shops (except industrial truck engines), general repair and service garages, and diesel engine repair shops. Establishments primarily engaged in specialized repair of individual engine components, not elsewhere classified, are classified in Industry 7539. Establishments primarily engaged in repair of motorcycles are classified in Industry 7699.

For large geographic areas, data are presented for the following subdivisions of this classification:

1. General automotive repair shops, except diesel.
2. Diesel repair shops.

Automotive repair shops, n.e.c. (SIC 7539). Establishments primarily engaged in specialized automotive repair, not elsewhere classified, such as fuel service (carburetor repair), brake relining, front-end and wheel alignment, and radiator repair. Establishments primarily engaged in automotive welding are classified in Industry 7692.

For large geographic areas, data are presented for the following subdivisions of this classification:

1. Radiator repair.
2. Brake, front end, and wheel alignment.
3. Carburetor repair shops.
4. Automotive electrical repair shops.
5. Other automotive repair shops, n.e.c. Establishments primarily engaged in specialized automotive repairs, not elsewhere classified, such as frame repair, piston ring service and repair, speedometer repair, and heater and air-conditioning repair.

Carwashes (SIC 7542). Establishments primarily engaged in washing, waxing, and polishing motor vehicles or furnishing facilities for the self-service washing of motor vehicles.

Automotive services, except repair and carwashes (SIC 7549). Establishments primarily engaged in furnishing automotive services, except repair and carwashes, such as lubricating service, towing service, diagnostic service, undercoating service, and inspection service.

For large geographic areas, data are presented for the following subdivisions of this classification:

1. Lubrication shops.
2. Towing services.
3. Other automotive services, n.e.c.

Miscellaneous Repair Services (SIC Major Group 76)

This group includes establishments primarily engaged in miscellaneous repair services, not elsewhere classified. Repair departments of retail dealers or manufacturers are not included unless operated as separate establishments and reported as such. This group does not include some repair services of which the more important are: repair to structures (classified in Construction); garment and shoe repair (classified in Major Group 72); automotive repair services (classified in Major Group 75); electronic computer and computer peripheral equipment repair services (classified in Industry 7378); ship and boat repair (classified in Manufacturing); and railroad repair (classified in Manufacturing).

Radio and television repair shops (SIC 7622). Establishments primarily engaged in repairing radios, televisions, phonographs, stereo equipment, and tape recorders. Also included are establishments engaged in installing and repairing television, amateur, and citizens' band antennas, and those engaged in installing and servicing similar equipment in homes, offices, boats, automobiles, or other vehicles. Establishments primarily engaged in installation, repair, or maintenance of radio and television broadcast transmitting antennas and towers are classified in Construction. Repair departments of radio and television dealers are not included here unless operated and reported as separate establishments.

Refrigeration and air-conditioning service and repair shops (SIC 7623). Establishments primarily engaged in servicing and repairing household and commercial electrical refrigerators and air-conditioning and refrigeration equipment. Establishments primarily engaged in servicing and repairing gas refrigeration equipment are classified in Industry 7699, and those repairing automotive air-conditioning equipment are classified in Industry 7539. Establishments primarily engaged in installing refrigeration and air-conditioning systems are classified in Construction.

Electrical and electronic repair shops, n.e.c. (SIC 7629). Establishments primarily engaged in servicing and repairing electrical and electronic equipment, not elsewhere classified, such as electrical household appliances (washing machines, vacuum cleaners, irons, toasters, etc.) and electrical and electronic industrial equipment. Electrical contractors and electrical shops engaged primarily in house wiring are included in Construction, Industry 1731. The repair of electric motors is classified in Industry 7694. Repair of electronic computers and computer peripheral equipment is classified in Industry 7378.

Watch, clock, and jewelry repair (SIC 763). Establishments primarily engaged in the repair of watches, clocks, or jewelry. Establishments primarily engaged in assembling watches from purchased parts are classified in Manufacturing, Industry 3873.

Reupholstery and furniture repair (SIC 764). Establishments primarily engaged in furniture reupholstery and repair. Establishments primarily engaged in selling upholstery materials, making slipcovers and draperies to order, or in upholstering new frames to individual order are classified in Retail Trade, as are establishments making furniture and cabinets on a custom basis.

Welding repair (SIC 7692). Establishments primarily engaged in repair work by welding, including automotive welding. Welding in connection with the manufacture of a product is classified in Manufacturing. Welding contractors doing welding work at construction sites are classified in Construction, Industry 1799.

Armature rewinding shops (SIC 7694). Establishments primarily engaged in rewinding armatures and rebuilding or repairing electric motors. Establishments classified here may either repair customers' equipment or repair their own equipment for sale or exchange to users or to the trade. Establishments primarily engaged in the repair of electrical appliances are classified in Industry 7629.

Repair shops and related services, n.e.c. (SIC 7699). Establishments primarily engaged in specialized repair services, not elsewhere classified, such as farm machinery and equipment repair; lawnmower, saw, knife, and tool sharpening and repair; bicycle repair; lock and gun repair; musical instrument repair; and the repair of typewriters. Repair services which involve primarily electrical or electronic equipment or components are classified in Industry 7629; however, primarily mechanical repair of electrically powered equipment, such as electric sewing machine repair, is included here.

For large geographic areas, data are presented for the following subdivisions of this classification:

1. Farm machinery and equipment repair.
2. Lawnmower and other small gasoline engine repair. Establishments primarily engaged in saw, knife, and tool sharpening are also included here.
3. Sewer and septic tank cleaning services. Establishments primarily engaged in cleaning or repairing sewers and septic tanks. Establishments which install septic tanks are classified in Construction.
4. Other repair and related services, n.e.c. Establishments primarily engaged in specialized repair services, not elsewhere classified, such as aircraft flight instrument repair (except electrical), blacksmith shops, bicycle repair, boiler repair, photographic equipment repair,

dental instrument repair, furnace and chimney cleaning, gunsmith shops, key duplicating shops, motorcycle repair, musical instrument tuning and repair, taxidermists, typewriter repair, umbrella repair, and venetian blind repair.

Motion Pictures (SIC Major Group 78)

This group includes establishments producing and distributing motion pictures, exhibiting motion pictures in commercially operated theaters, and furnishing services to the motion picture industry. The term "motion pictures" includes similar productions for television or other media using film, tape, or other means.

Motion picture and video tape production (SIC 7812). Establishments primarily engaged in the production of theatrical and nontheatrical motion pictures and video tapes for exhibition or sale. Establishments engaged in both production and distribution of motion pictures are included here, as well as those engaged in the production of educational, industrial, and religious films. Establishments primarily engaged in motion picture and video tape reproduction are classified in Industry 7819.

For large geographic areas, data are presented for the following subdivisions of this classification:

1. Motion picture production, except for television.
2. Motion picture and tape production for television.

Services allied to motion picture production (SIC 7819). Establishments primarily engaged in performing auxiliary services to motion picture production, such as motion picture film processing, editing, and titling. Also included are casting bureaus, wardrobe and studio property rental, rental and repair of cameras and other motion picture equipment, stock footage film libraries, and television tape services (editing, transfers, etc.).

Motion picture and video tape distribution (SIC 7822). Establishments primarily engaged in the distribution (rental or sale) of theatrical and nontheatrical motion picture films or in the distribution of video tapes and disks, except to the general public. Establishments engaged in both distribution and production are classified in Industry 7812. Establishments primarily engaged in renting video tapes and disks to the general public are classified in Industry 7841, and those engaged in the sale of video tape and disks to individuals for personal or household use are classified in Retail Trade, Industry 5735.

For large geographic areas, data are presented for the following subdivisions of this classification:

1. Motion picture film exchanges.
2. Film and tape distribution for television.
3. Video tape wholesalers.

Services allied to motion picture distribution (SIC 7829). Establishments primarily engaged in performing auxiliary services to motion picture distribution, such as film delivery service, film purchasing and booking agencies, and film libraries.

Motion picture theaters, except drive-in (SIC 7832). Commercially operated theaters primarily engaged in the indoor exhibition of motion pictures.

Drive-in motion picture theaters (SIC 7833). Commercially operated theaters, commonly known as drive-in theaters, primarily engaged in the outdoor exhibition of motion pictures.

Video tape rental (SIC 7841). Establishments primarily engaged in renting recorded video tapes and disks to the general public for personal or household use. Establishments primarily engaged in renting video recorders and players are classified in Industry 7359. Establishments primarily engaged in selling recorded video tapes and disks to the general public are classified in Retail Trade, Industry 5735, and those engaged in the wholesale distribution of recorded video tapes and disks are classified in Industry 7822.

Amusement and Recreation Services, Except Motion Pictures (SIC Major Group 79)

This group includes establishments primarily engaged in providing amusement, recreation, or entertainment services, not elsewhere classified. Gambling businesses, where legal, are also included in this Major Group; however, combined gambling and lodging facilities with 25 guestrooms or more are classified in Industry 7011. Establishments primarily engaged in operating museums, art galleries, arboreta, and botanical and zoological gardens are classified in Major Group 84.

Dance studios, schools, and halls (SIC 791). Establishments primarily engaged in operating public dance halls or ballrooms, dance studios, and dance schools. Establishments primarily engaged in renting facilities used as dance halls or ballrooms are classified in Real Estate, Industry 6512.

Theatrical producers (except motion picture) and miscellaneous theatrical services (SIC 7922). Establishments primarily engaged in providing live theatrical presentations, such as road companies and summer theaters. This industry also includes services allied with theatrical presentations, such as casting agencies; booking agencies for plays, artists, and concerts; scenery, lighting, and other equipment services; and theatrical ticket agencies. Also included in this industry are producers of live and taped radio programs and commercials and producers of live television programs.

For large geographic areas, data are presented for the following subdivisions of this classification:

1. Producers of live theatrical productions. Stock or repertory companies, whether or not operating their own theaters, are included here. Establishments primarily engaged in producing shows for dinner theaters but not operating the food service are also included here. Dinner theaters operating food service are classified in Retail Trade, Industry 5812.
2. Producers of radio and television shows, except tape producers. Establishments primarily engaged in producing shows for live presentation on radio and television. Producers of motion picture and television tape are classified in Industry 7812 and producers of radio tape in the subgroup Other theatrical services.
3. Artists' and entertainers' managers or agents, concert bureaus, and booking agents.
4. Other theatrical services. Establishments engaged in theatrical services, not elsewhere classified, such as ticket agencies; theatrical, television, and radio employment agencies; theatrical equipment rental and design; and lighting. Radio show tape producers are included here.

Bands, orchestras, actors, and other entertainers and entertainment groups (SIC 7929). Establishments primarily engaged in providing entertainment other than live theatrical presentations. These establishments include bands, orchestras, and entertainers.

For large geographic areas, data are presented for the following subdivisions of this classification:

1. Dance groups and artists.
2. Symphony orchestras, opera companies, and chamber music organizations.
3. Other music groups and artists. Dance and stage bands, orchestras (except symphony or chamber), combos, quintets, soloists, and similar musical organizations, groups, and artists.
4. Other entertainers and entertainment groups. Entertainers other than dance bands, symphony orchestras, dance groups, or similar musical and dance organizations.

Bowling centers (SIC 7933). Establishments primarily engaged in providing facilities for bowling.

Professional sports clubs and promoters (SIC 7941). Operators and promoters of professional and semiprofessional athletic clubs, promoters of athletic events, and managers of individual professional athletes. Receipts from radio or television broadcasts, from sales of players, from concession operators, and from noncustomer sources are not included in the total receipts for the activities

classified here. Establishments primarily engaged in renting stadiums and athletic fields to sports promoters and clubs are classified in Real Estate, Industry Group 651.

For large geographic areas, data are presented for the following subdivisions of this classification:

1. Baseball clubs.
2. Football clubs.
3. Other professional sports clubs.
4. Managers and promoters.

Racing, including track operation (SIC 7948). Promoters and participants in racing activities, including racetrack operators, operators of racing stables, jockeys, racehorse trainers, and race car owners and operators. Establishments which own racetracks but do not engage in promotion of racing events, are classified in Real Estate, Industry Group 651. Stables and kennels primarily engaged in breeding or boarding horses and dogs are classified in Agriculture, Industry 0752.

For large geographic areas, data are presented for the following subdivisions of this classification:

1. Auto racetrack operation.
2. Horse racetrack operation.
3. Dog racetrack operation.
4. Racing stables and racing, n.e.c.

Physical fitness facilities (SIC 7991). Establishments primarily engaged in operating reducing and other health clubs, spas, and similar facilities featuring exercise and other active physical fitness conditioning, whether or not on a membership basis. Establishments providing aerobic dance and exercise classes are also included here. Sports and recreation clubs are classified in Industry 7997 if operated on a membership basis, and in Industry 7992 or 7999 if open to the general public. Health resorts and spas providing lodging are classified in Major Group 70. Establishments that promote physical fitness through diet control are classified in Industry 7299.

For large geographic areas, data are presented for the following subdivisions of this classification:

1. Physical fitness centers, except gymnasiums and athletic clubs.
2. Gymnasiums and athletic clubs.

Public golf courses (SIC 7992). Privately operated establishments primarily engaged in the operation of golf courses open to the general public on a fee basis. Municipally owned and operated golf courses are not included. Membership golf and country clubs are classified in Industry 7997. Miniature golf courses and golf driving ranges are classified in Industry 7999.

Coin-operated amusement devices (SIC 7993). Establishments primarily engaged in operating coin-operated amusement devices either in their own or in other places of business. Such amusement devices include juke boxes, pinball machines, mechanical games, video games, slot machines (where legal), and similar types of amusement equipment. The amusement devices may also be operated by bills. Amusement arcades and parlors are also included. Establishments primarily engaged in rental of such devices are classified in Industry 7359.

Amusement parks (SIC 7996). Establishments known as amusement parks, theme parks, kiddie parks, etc., which group together a number of attractions, such as mechanical rides, amusement devices, refreshment stands, and picnic grounds. Individual ride operators or concessionaires operating within the park are classified in Industry 7999, as are carnivals operating without a fixed exhibition site. Owners of the park grounds (who do not operate the amusement parks) are classified in Real Estate, Industry Group 651.

Membership sports and recreation clubs (SIC 7997). Sports and recreation clubs which maintain facilities for use only by members and their guests, such as country, golf, tennis, yacht, and swimming clubs. Such establishments are classified here regardless of the proportion of receipts derived from food or liquor sales. Membership organizations engaged in civic, social, or fraternal activities are classified in Industry 864. Physical fitness facilities are classified in Industry 7991.

Amusement and recreation services, n.e.c. (SIC 7999). Establishments primarily engaged in the operation of sports, amusement, and recreation services, not elsewhere classified, such as bathing beaches, swimming pools, and riding academies and schools. Membership sports and recreation clubs not open to the general public are classified in Industry 7997.

For large geographic areas, data are presented for the following subdivisions of this classification:

1. Concession operators of amusement devices and rides. Concession operators of mechanical rides or of amusement devices in amusement parks, carnivals, circuses, or fairs; or operators of independently operated rides or devices of this type.
2. Carnivals and circuses. Establishments operating a group of amusement, service, and/or retail units, generally known as carnivals, which do not have any fixed exhibition site; or companies engaged in the operation of circuses having acrobatic and animal shows and individual circus acts. Side shows are included here. Individual performers in circuses are classified in Other entertainers and entertainment groups, a subgroup of Industry 7929.
3. Fairs. Establishments primarily engaged in arranging and operating the exhibitions and related activities

usually associated with county, State, or similar fairs. Carnivals and side shows which are part of the fairs but which are independently owned and operated are included in the subgroup Carnivals and circuses. Other independently owned and operated amusement device and ride concessions are included in the subgroup Concession operators of amusement devices and rides.

4. Roller skating rinks.
5. Ice skating rinks.
6. Other amusement and recreation services, n.e.c. Establishments primarily engaged in the commercial operation of sports, amusement, and recreation services, not elsewhere classified. Included are establishments engaged in instruction of sports or recreational activities, such as baseball, bridge, golf, judo, karate, skiing, swimming, and tennis. Also included are establishments renting articles for amusement and recreation, such as beach chairs and accessories, bicycles, golf carts, small boats and canoes, and saddle horses.

Other establishments in this classification include commercially operated bathing beaches, gambling establishments (where legal), golf driving ranges, miniature golf courses, riding academies and stables, shooting galleries, slot-car tracks, ski lifts, day camps, and establishments engaged in the commercial operation of swimming pools open to the general public for a fee. Municipally operated golf courses and swimming pools are excluded from this census. Privately owned tourist attractions, such as natural wonders or manmade exhibits, are included here. Museums, art galleries, and botanical and zoological gardens are included in Major Group 84.

Health Services (SIC Major Group 80)

This group includes establishments primarily engaged in furnishing medical, surgical, and other health services to persons. Associations or groups, such as Health Maintenance Organizations (HMO's), primarily engaged in providing medical or other health services to members are included but those which only provide insurance covering hospitalization or medical costs are classified in Insurance, Major Group 63. Hospices providing medical services are also included in this Major Group and are classified according to the primary service provided. Health care facilities were primarily coded based on self-designation. Where multiple levels of care were indicated but were not apparently separate operations, the facility was generally classified based on the highest level of care provided. Veterinarians are classified in Agriculture, Industry Group 074.

Offices and clinics of doctors of medicine (SIC 801). Establishments of licensed practitioners having the degree of M.D. and engaged in the practice of general or specialized medicine and surgery. General medical clinics (staffed by licensed practitioners having M.D. degree) are also classified here.

Associations of physicians formed solely for sharing expenses (including payroll) are also included here. Receipts are not applicable for these associations since their operations are funded by reimbursements from member firms, and these funds are not considered operating receipts for medical services provided. However, their payroll and employment data are included in statistics presented for this category.

For large geographic areas, data are presented for the following subdivisions of this classification:

1. Offices of doctors of medicine. Includes offices as well as group clinics owned and operated by physicians for the purpose of carrying on their profession.
2. General medical clinics. Includes clinics not owned and operated by physicians associated for the purpose of carrying on their profession.

Offices and clinics of dentists (SIC 802). Establishments of licensed practitioners having the degree of D.D.S. (or D.D. Sc.) or D.M.D. and engaged in the practice of general or specialized dentistry, including dental surgery. Dental clinics are also classified here.

For large geographic areas, data are presented for the following subdivisions of this classification:

1. Offices of dentists. Includes offices as well as group clinics owned and operated by dentists associated for the purpose of carrying on their profession.
2. Dental clinics. Includes clinics not owned and operated by dentists associated for the purpose of carrying on their profession.

Offices and clinics of doctors of osteopathy (SIC 803). Establishments of licensed practitioners having the degree of D.O. and engaged in the practice of general or specialized osteopathic medicine and surgery.

For large geographic areas, data are presented for the following subdivisions of this classification:

1. Offices of osteopathic physicians.
2. Osteopathic clinics.

Offices and clinics of chiropractors (SIC 8041). Establishments of licensed practitioners having the degree of D.C. and engaged in the practice of chiropractic medicine.

Offices and clinics of optometrists (SIC 8042). Establishments of licensed practitioners having the degree of O.D. and engaged in the practice of optometry. Establishments where receipts are primarily from the sale of optical goods prescribed as a result of eye examinations performed at another establishment are classified in Retail Trade, Industry 5999.

Offices and clinics of podiatrists (SIC 8043). Establishments of licensed practitioners having the degree of D.P. and engaged in the practice of podiatry.

Offices and clinics of health practitioners, n.e.c. (SIC 8049). Establishments of health practitioners engaged in practice in health fields, not elsewhere classified, such as acupuncturists, midwives, nutritionists, physical and occupational therapists, and psychologists.

Skilled nursing care facilities (SIC 8051). Establishments primarily engaged in providing inpatient nursing and rehabilitative services to patients who require continuous health care but not hospital services. Care must be ordered by and under the direction of a physician. The staff must include a licensed nurse on duty continuously with a minimum of one full-time registered nurse on duty during each day shift. Included are establishments certified to deliver skilled nursing care under the Medicare and Medicaid programs.

Intermediate care facilities (SIC 8052). Establishments primarily engaged in providing inpatient nursing and rehabilitative services but not on a continuous basis. Staffing must include 24-hour per day personnel with a licensed nurse on duty full-time during each day shift. At least once a week, consultation with a registered nurse on the delivery of care is required. Included are facilities certified to deliver intermediate care under the Medicaid program.

Nursing and personal care facilities, n.e.c. (SIC 8059). Establishments primarily engaged in providing some nursing and/or health-related care to patients who do not require the degree of care and treatment that a skilled or intermediate care facility is designed to provide. Included are rest homes, convalescent homes, and other institutions where health care is a major element. Residential facilities, such as homes for the retarded and the elderly which provide personal care but where health care is incidental, are classified in Industry 8361.

General medical and surgical hospitals (SIC 8062). Establishments primarily engaged in providing general medical and surgical services and other hospital services. Specialty hospitals are classified in Industries 8063 and 8069.

Psychiatric hospitals (SIC 8063). Establishments primarily engaged in providing diagnostic medical services and inpatient treatment for the mentally ill. Establishments known as hospitals and primarily engaged in providing health care for the mentally retarded are classified in Industry 8051.

Specialty hospitals, except psychiatric (SIC 8069). Establishments primarily engaged in providing diagnostic services, treatment, and other hospital services for specialized categories of patients, except for the mentally ill.

Medical laboratories (SIC 8071). Establishments primarily engaged in providing professional analytic or diagnostic services to the medical profession or to the patient as

prescribed by a physician. Laboratories engaged in the manufacture of medical or pharmaceutical products are classified in Manufacturing. Laboratories engaged in commercial medical research are classified in Industry 8731, and those engaged in noncommercial medical research are classified in Industry 8733.

Dental laboratories (SIC 8072). Establishments primarily engaged in making dentures, artificial teeth, and orthodontic appliances to order for the dental profession. The manufacture of teeth other than to order is classified in Manufacturing. Establishments providing dental X-ray laboratory services are classified in Industry 8071.

Home health care services (SIC 8082). Establishments primarily engaged in providing skilled nursing or medical care in the home under supervision of a medical doctor. Establishments of registered or practical nurses engaged in the independent practice of their profession are classified in Industry 8049, and nurses' registries are classified in Industry 7361. Establishments primarily engaged in selling health care products for personal or household consumption are classified in Retail Trade, and those engaged in renting or leasing products for health care are classified in Industry 7352.

Kidney dialysis centers (SIC 8092). Establishments primarily engaged in providing kidney or renal dialysis services.

Specialty outpatient facilities, n.e.c. (SIC 8093). Establishments primarily engaged in outpatient care of a specialized nature, such as alcohol and drug treatment, birth control/family planning, etc., with permanent facilities and with medical staff to provide diagnosis, treatment, or both for patients who are ambulatory but do not require inpatient care.

Health and allied services, n.e.c. (SIC 8099). Establishments primarily engaged in providing health and allied services, n.e.c., such as blood banks, blood donor stations, childbirth preparation classes, medical photography and art, and oxygen tent services. Establishments of registered or practical nurses in independent practice are classified in Industry 8049. Ambulance services are classified in Transportation, Industry 4119.

Legal Services (SIC Major Group 81)

This group includes establishments which are headed by members of the bar and are engaged in offering legal advice or legal services. Nonprofit legal services (including legal aid societies) are classified here. Associations of lawyers formed solely for the sharing of expenses (including payroll) and not for the purpose of jointly practicing their profession are also included. Receipts are not applicable for these associations since their operations are funded by reimbursements from member firms, and these

funds are not considered operating receipts for legal services provided. However, their payroll and employment data are included in statistics presented for this category.

Selected Educational Services (SIC's 823, 824, 829)

This group includes libraries as well as establishments furnishing formal courses through correspondence, commercial, and trade schools. Elementary and secondary schools (Industry 8211); colleges, universities, and professional schools (Industry 8221); and junior colleges and technical institutes (Industry 8222) are out of scope of the census.

Libraries (SIC 823). Establishments primarily engaged in providing library services, including the circulation of books and other materials for reading, study, and reference.

Data processing schools (SIC 8243). Establishments primarily engaged in offering training in data processing (including data keying), computer programming, and in computer and peripheral equipment operation, maintenance, and repair.

Business and secretarial schools (SIC 8244). Establishments primarily engaged in offering courses in business machine operation, office procedures, and secretarial and stenographic skills.

Vocational schools, n.e.c. (SIC 8249). Establishments primarily engaged in offering specialized vocational courses, not elsewhere classified but not academic training. This industry includes apprentice training, aviation schools, commercial art schools, and practical nursing schools. Schools for the instruction of beauticians are classified in Industry 7231, and barber schools are classified in Industry 7241. Establishments primarily engaged in offering educational courses by mail are included here.

Schools and educational services, n.e.c. (SIC 829). Establishments primarily engaged in offering specialized educational courses and services, not elsewhere classified, such as music schools, drama schools, language schools, student exchange programs, and civil service and other short-term examination preparatory schools. Vocational counseling (excluding rehabilitation) is also included here. Educational testing is included in Industry 8748. Establishments primarily engaged in operating dance schools are classified in Industry 7911; those providing rehabilitation counseling are classified in Industry 8331; and those providing sports instruction in Industry 7999.

Social Services (SIC Major Group 83)

This group includes establishments providing social services and rehabilitation services to those persons with social or personal problems requiring special services and to the physically challenged and the disadvantaged. Also

included are organizations soliciting funds to be used directly for these and related services, as well as community development and planning agencies. Government offices involved with the delivery of such services are out of scope of the census.

Individual and family social services (SIC 832). Establishments primarily engaged in providing one or more of a variety of individual and family social, counseling, welfare, or referral services, including refugee, disaster, and temporary relief services.

Job training and vocational rehabilitation services (SIC 833). Establishments primarily engaged in providing training, work experience, and vocational rehabilitation services for the unemployed, the underemployed, the physically challenged, and to persons who have a job market disadvantage because of lack of education or experience, skill obsolescence, or personal characteristics or problems. Included are upgrading and job development services, skill training, world-of-work orientation, and vocational rehabilitation counseling. Union apprentice training schools are classified in Industry 8249.

Child day care services (SIC 835). Establishments primarily engaged in care of infants or children, or in providing prekindergarten education, where medical care or delinquency correction is not a major element. These establishments may or may not have substantial educational programs and may care for older children when they are not in school. Establishments providing babysitting services are classified in Industry 7299. Head start centers operating in conjunction with elementary schools are classified in Industry 8211.

Residential care (SIC 836). Establishments primarily engaged in the provision of residential social and personal care for children, the elderly, and special categories of persons with some limits on ability for self-care but where medical care is not a major element. Included here are group foster homes; halfway group homes; homes for the retarded, the elderly, the deaf, and the blind; juvenile correctional homes; rehabilitation (residential) centers; and children's boarding homes. Boarding schools providing elementary and secondary education are classified in Industry 8211.

Social services, n.e.c. (SIC 839). Establishments primarily engaged in providing social services, not elsewhere classified, including community improvement, social change, and neighborhood development. Also included are organizations primarily engaged in soliciting contributions on their own account and administering appropriations and allocating funds among other agencies engaged in social welfare services; establishments primarily engaged in the prevention of criminal or antisocial behavior; and regional social service planning agencies. Establishments which raise funds on a contract basis are classified in Industry 7389. Civic, social, fraternal, and political organizations are included

in Major Group 86. Industrial development consulting and planning is classified in Industry 8748. Philanthropic trusts and foundations which are not actually engaged in providing social welfare services are classified in Finance, Industry 6732.

Museums, Art Galleries, and Botanical and Zoological Gardens (SIC Major Group 84)

This major group includes commercial and noncommercial museums, art galleries, arboreta, and botanical and zoological gardens.

Museums and art galleries (SIC 8412). Establishments primarily engaged in the commercial or noncommercial operation of museums and art galleries. Historical, cultural, and educational societies whose functions are primarily providing attractions for the public are included here. Art galleries or art dealers primarily selling to the general public are classified in Retail Trade, Industry 5999.

Arboreta and botanical or zoological gardens (SIC 8422). Establishments primarily engaged in the commercial or noncommercial operation of arboreta and botanical and zoological gardens.

Selected Membership Organizations (SIC's 861, 862, 864, 869)

This group includes organizations operating on a membership basis for the promotion of the interests of their members. Also included are organizations which are not operated on a membership basis but which promote the interests of a constituency or group of supporters. This group does not include business establishments operated by membership organizations, such as hotels open to the general public, golf and country clubs, fraternity and sorority houses, and credit unions. Such establishments are classified according to their primary activity.

Establishments of religious organizations operated for worship or for promotion of religious activities, such as churches, convents, and religious schools and missions, are classified in Industry 8661 and are out of scope of the census. Also excluded are Labor unions and similar labor organizations (Industry 8631) and Political organizations (Industry 8651).

Business associations (SIC 861). Membership organizations engaged in promoting business interests of their members, such as better business bureaus, boards of trade, chambers of commerce, industrial standards committees, merchants' associations, real estate boards, and trade associations. Membership organizations formed to carry out a specific business function, such as common marketing of crops or joint advertising, are classified according to the function performed.

Professional membership organizations (SIC 862). Membership organizations of professional persons formed for the advancement of the interests of their profession, such as bar associations, engineering associations, and scientific membership organizations.

Civic, social, and fraternal associations (SIC 864).

Membership organizations engaged in civic, social, or fraternal activities, such as alumni associations, citizens' associations, fraternities, scout organizations, singing societies, university clubs, veterans' organizations, youth associations, and consumer education and public advocacy groups (except organizations primarily engaged in research). Bars and restaurants owned and operated by organizations for use by members and guests only are also classified here. Hotels and lodging houses operated by organizations for use by members and their guests only, including fraternity and sorority houses, are classified in Industry 7041. Membership sports and recreation clubs are classified in Industry 7997. Homeowner, tenant, and condominium associations primarily engaged in managing real estate are classified in Real Estate, Industry 6531.

Membership organizations, n.e.c. (SIC 869). Membership organizations, not elsewhere classified, such as athletic regulatory associations, automobile owners' associations, farm bureaus, historical clubs, and humane societies.

Engineering, Accounting, Research, Management, and Related Services (SIC Major Group 87)

This group includes establishments primarily engaged in providing engineering, architectural, and surveying services; accounting, auditing, and bookkeeping services; research, development, and testing services; and management and public relations services.

Engineering services (SIC 8711). Establishments primarily engaged in providing professional engineering services. Establishments primarily providing and supervising their own engineering staff on temporary contract to other firms are included here. Establishments providing engineering but not supervisory, personnel are classified in Industry 7363. Photogrammetric engineering services are classified in Industry 8713.

Architectural services (SIC 8712). Establishments primarily engaged in providing professional architectural services. Landscape architectural services are classified in Agriculture, Industry 0781. Establishments primarily engaged in providing graphic arts and related design services are classified in Industry 7336, and those providing drafting services are classified in Industry 7389.

Surveying services (SIC 8713). Establishments primarily engaged in providing professional land, water, and aerial surveying services.

Accounting, auditing, and bookkeeping services (SIC 8721). Establishments primarily engaged in furnishing accounting, bookkeeping, and related auditing services. These establishments may use data processing and tabulating techniques as part of providing their services. However,

establishments primarily engaged in providing data processing and tabulating services are classified in Industry 7374. Establishments providing income tax return preparation services, without also furnishing accounting, auditing, or bookkeeping services, are classified in Industry 7291.

Commercial physical and biological research (SIC 8731).

Establishments primarily engaged in physical and biological research and development on a contract or fee basis. Noncommercial research establishments (funded by endowments, grants, or contributions) are classified in Industry 8733. Separate establishments of aircraft, guided missile, or spacecraft manufacturers primarily engaged in research and development on these products are classified in Manufacturing, Major Group 37.

For large geographic areas, data are presented for the following subdivisions of this classification:

1. Commercial physical research.
2. Commercial medical and biological research.

Commercial economic, sociological, and educational research (SIC 8732).

Establishments primarily engaged in performing business, marketing, opinion, and other economic, sociological, and educational research on a contract or fee basis. Noncommercial research establishments (funded by endowments, grants, or contributions) are classified in Industry 8733.

Noncommercial research organizations (SIC 8733). Establishments primarily engaged in performing research into and dissemination of information for public health, education, or general welfare. These establishments primarily operate on funds from endowments, contributions, and grants. Establishments which fund such research, although the actual research may be contracted out to other establishments, are also classified here.

Testing laboratories (SIC 8734). Establishments primarily engaged in providing testing services. Establishments performing clinical laboratory testing for the medical profession are classified in Industry 8071.

Management services (SIC 8741). Establishments primarily engaged in furnishing general or specialized management services on a day to day basis and on a contract or fee basis. Establishments classified here do not provide operating staff. Management and operation of a business, where operating staff as well as management is provided, is classified according to the activity of the establishment managed. Construction management services are classified here.

Management consulting services (SIC 8742). Establishments primarily engaged in furnishing operating counsel and assistance to managements of private, nonprofit, and public organizations. These establishments generally perform a variety of activities, such as strategic and organizational planning; financial planning and budgeting; marketing objectives and policies planning; information systems

planning, evaluation, and selection; human resources policies and practices planning; and production scheduling and control planning.

Public relations services (SIC 8743). Establishments primarily engaged in the preparation of materials, written or spoken, which are designed to promote the interests of their clients by attempting to influence the general public or other groups.

Facilities support management services (SIC 8744).

Establishments primarily engaged in furnishing personnel to perform a range of services in support of the operations of other establishments, or those engaged in providing a number of different continuing services, on a contract or fee basis, within other establishments. Establishments which provide management and staff to operate a business are classified according to the type of activity of the business. Establishments primarily providing one specialized service are classified in the specialized industry. Establishments primarily supplying temporary or continuing help (except agricultural) are classified in Industry 7363. Establishments which provide management services only (except agricultural) are classified in Industry 8741. Computer facilities management is classified in Industry 7376.

Business consulting services, n.e.c. (SIC 8748). Establishments primarily engaged in furnishing business consulting services, not elsewhere classified, on a contract or fee basis. Included are agricultural, economic, educational, and systems engineering consultants as well as city planners and testing services (educational or personnel).

Services, Not Elsewhere Classified (SIC Major Group 89)

Establishments primarily providing services, not elsewhere classified, such as artists (excluding commercial and medical artists), authors, scientific consultants (working on their own account), inventors, lecturers, music arrangers, newspaper columnists, radio commentators, song writers, weather forecasters, and writers.

There is evidence that among small employer establishments (for which kind-of-business information is obtained from administrative records), many service establishments are classified incorrectly in this industry because there is insufficient information to determine the correct kind-of-business classification. Therefore, the published data probably overstate the number of establishments and level of activity for this category.

For large geographic areas, data are presented for the following subdivisions of this classification:

1. Scientific and related consulting services, except environmental.
2. Environmental consulting.
3. Authors, composers, and other arts-related services.
4. Other services, n.e.c.

Appendix B. **Sample Report Form and Instructions**

The sample report form and instructions are shown on the following pages.



Appendix C.

Kind-of-Business Titles and Reporting-Form Numbers

[Listed below are service industries kind-of-business titles and their corresponding reporting-form numbers. Requests for copies of any of these forms, including the inquiries used to classify establishments by kind of business, should be directed to the Services Division, Bureau of the Census, Washington, DC 20233]

SIC code	Title	Reporting form CB-	SIC code	Title	Reporting form CB-
70	HOTELS, ROOMING HOUSES, CAMPS, AND OTHER LODGING PLACES		73	BUSINESS SERVICES—Con.	
7011 pt.	Hotels, 25 guestrooms or more	7001	7377	Computer rental and leasing	7307
7011 pt.	Hotels, less than 25 guestrooms	7001	7378	Computer maintenance and repair	7307
7011 pt.	Motels, tourist courts	7001	7379 pt.	Computer consultants	7307
7011 pt.	Motor hotels	7001	7379 pt.	Miscellaneous computer services, n.e.c.	7307
702	Rooming and boarding houses	7002	7381 pt.	Detective agencies and guard services	7308
7032	Sporting and recreational camps	7002	7381 pt.	Armored car services	7308
7033	Recreational vehicle parks and campsites	7002	7382	Security systems services	7308
704	Organization hotels and lodging houses, on membership basis.	7002	7383	News syndicates	7308
			7384 pt.	Photofinishing laboratories, except "one-hour" (mini) labs	7303
			7384 pt.	"One-hour" (mini) photofinishing	7303
72	PERSONAL SERVICES		7389 pt.	Sign painting shops	7308
7211	Power laundries, family and commercial	7201	7389 pt.	Interior designing	7308
7212	Garment pressing, and agents for laundries and drycleaners	7201	7389 pt.	Telephone answering services	7308
7213	Linen supply	7201	7389 pt.	Water softening and conditioning services	7308
7215 pt.	Coin-operated laundries and drycleaning stores	7201	7389 pt.	Packaging and labeling services	7308
7215 pt.	Coin-operated laundry routes	7201	7389 pt.	Trading stamp services	7308
7216	Drycleaning plants, except rug cleaning	7201	7389 pt.	Convention and trade show services	7308
7217	Carpet and upholstery cleaning	7201	7389 pt.	Private mail centers	7308
7218	Industrial launderers	7201	7389 pt.	Miscellaneous business services, n.e.c.	7308
7219	Laundry and garment services, n.e.c.	7201			
722	Photographic studios, portrait	7303	75	AUTOMOTIVE REPAIR, SERVICES, AND PARKING	
723	Beauty shops	7202	7513 pt.	Truck rental, without drivers	7501
724	Barber shops	7202	7513 pt.	Truck leasing, except finance leasing	7501
725	Shoe repair shops and shoeshine parlors	7202	7514	Passenger car rental	7501
726	Funeral service and crematories	7202	7515	Passenger car leasing	7501
7291	Tax return preparation services	7202	7519	Utility trailer and recreational vehicle rental	7501
7299 pt.	Massage parlors, tanning salons, and saunas	7202	7521 pt.	Parking lots	7502
7299 pt.	Diet and weight reducing services	7202	7521 pt.	Parking structures	7502
7299 pt.	Formal wear rental	7202	7532 pt.	Top and body repair shops	7503
7299 pt.	Other personal services, n.e.c.	7202	7532 pt.	Paint shops	7503
73	BUSINESS SERVICES		7533	Automotive exhaust system repair shops	7503
7311	Advertising agencies	7301	7534	Tire retreading and repair shops	7503
7312	Outdoor advertising services	7301	7536	Automotive glass replacement shops	7503
7313 pt.	Radio and television advertising representatives	7301	7537	Automotive transmission repair shops	7503
7313 pt.	Publishers' advertising representatives	7301	7538 pt.	General automotive repair shops, except diesel	7503
7319	Advertising, n.e.c.	7301	7538 pt.	Diesel repair shops	7503
7322	Adjustment and collection services	7302	7539 pt.	Radiator repair	7503
7323	Credit reporting services	7302	7539 pt.	Brake, front end, and wheel alignment	7503
7331 pt.	Mailing list compilers, brokers, and managers	7303	7539 pt.	Carburetor repair shops	7503
7331 pt.	Direct mail advertising services, except mailing list services	7303	7539 pt.	Automotive electrical repair shops	7503
7334 pt.	Blueprinting and photocopying services	7303	7539 pt.	Other automotive repair shops, n.e.c.	7503
7334 pt.	Duplicating services, except printing and photocopying	7303	7542	Carwashes	7503
7335	Commercial photography	7303	7549 pt.	Lubrication shops	7503
7336 pt.	Commercial art	7303	7549 pt.	Towing services	7503
7336 pt.	Graphic arts and related design	7303	7549 pt.	Other automotive services, n.e.c.	7503
7338	Secretarial and court reporting services	7303	76	MISCELLANEOUS REPAIR SERVICES	
7342	Disinfecting and pest control services	7304	7622	Radio and television repair shops	7600
7349	Building cleaning and maintenance services, n.e.c.	7304	7623	Refrigeration and air-conditioning service and repair shops	7600
7352	Medical equipment rental and leasing	7305	7629	Electrical and electronic repair shops, n.e.c.	7600
7353 pt.	Rental and leasing of heavy construction equipment without operators	7305	763	Watch, clock, and jewelry repair	7600
7353 pt.	Rental and leasing of heavy construction equipment with operators	7305	764	Reupholstery and furniture repair	7600
7359 pt.	Equipment rental, except rent-to-own	7305	7692	Welding repair	7600
7359 pt.	Equipment leasing, except finance leasing	7305	7694	Armature rewinding shops	7600
7359 pt.	Rent-to-own	7305	7699 pt.	Farm machinery and equipment repair	7600
7361	Employment agencies	7306	7699 pt.	Lawnmower and other small gasoline engine repair	7600
7363 pt.	Temporary help supply	7306	7699 pt.	Sewer and septic tank cleaning services	7600
7363 pt.	Employee leasing	7306	7699 pt.	Other repair and related services, n.e.c.	7600
7363 pt.	Other help supply services	7306	78	MOTION PICTURES	
7371	Computer programming services	7307	7812 pt.	Motion picture production, except for television	7801
7372	Prepackaged software	7307	7812 pt.	Motion picture and tape production for television	7801
7373	Computer integrated systems	7307	7819	Services allied to motion picture production	7801
7374	Computer processing and data preparation and processing services	7307	7822 pt.	Motion picture film exchanges	7801
7375	Information retrieval services	7307	7822 pt.	Film and tape distribution for television	7801
7376	Computer facilities management services	7307	7822 pt.	Video tape wholesalers	7801
			7829	Services allied to motion picture distribution	7801
			7832	Motion picture theaters, except drive-in	7802
			7833	Drive-in motion picture theaters	7802
			7841	Video tape rental	7803

SIC code	Title	Reporting form CB-	SIC code	Title	Reporting form CB-
79	AMUSEMENT AND RECREATION SERVICES, EXCEPT MOTION PICTURES AND MUSEUMS		81	LEGAL SERVICES	
791	Dance studios, schools, and halls	7903	81 pt.	Offices of lawyers	8100
7922 pt.	Producers of live theatrical productions	7901	81 pt.	Legal aid societies and similar legal services	8100
7922 pt.	Producers of radio and television shows, except tape producers	7901	823, 4, 9	SELECTED EDUCATIONAL SERVICES	
7922 pt.	Artists' and entertainers' managers or agents, concert bureaus, and booking agents	7901		Libraries	8200
7922 pt.	Other theatrical services	7901		Data processing schools	8200
7929 pt.	Dance groups and artists	7901		Business and secretarial schools	8200
7929 pt.	Symphony orchestras, opera companies, and chamber music organizations	7901		Vocational schools, n.e.c.	8200
7929 pt.	Other music groups and artists	7901		Schools and educational services, n.e.c.	8200
7929 pt.	Other entertainers and entertainment groups	7901			
7933	Bowling centers	7902	83	SOCIAL SERVICES	
7941 pt.	Baseball clubs	7902		Individual and family social services	8300
7941 pt.	Football clubs	7902		Job training and vocational rehabilitation services	8300
7941 pt.	Other professional sports clubs	7902		Child day care services	8300
7941 pt.	Managers and promoters	7902		Residential care	8300
7948 pt.	Auto racetrack operation	7902		Social services, n.e.c.	8300
7948 pt.	Horse racetrack operation	7902	84	MUSEUMS, ART GALLERIES, AND BOTANICAL AND ZOOLOGICAL GARDENS	
7948 pt.	Dog racetrack operation	7902		Museums and art galleries	8400
7948 pt.	Racing stables and racing, n.e.c.	7902		Arboreta and botanical or zoological gardens	8400
7991 pt.	Physical fitness centers, except gymnasiums and athletic clubs	7903			
7991 pt.	Gymnasiums and athletic clubs	7903			
7992	Public golf courses	7903			
7993	Coin-operated amusement devices	7903	8412		
7996	Amusement parks	7902	8422		
7997	Membership sports and recreation clubs	7903			
7999 pt.	Concession operators of amusement devices and rides	7903	86	SELECTED MEMBERSHIP ORGANIZATIONS	
7999 pt.	Carnivals and circuses	7903		Business associations	8600
7999 pt.	Fairs	7903		Professional membership organizations	8600
7999 pt.	Roller skating rinks	7903	861	Civic, social, and fraternal associations	8600
7999 pt.	Ice skating rinks	7903	862	Membership organizations, n.e.c.	8600
7999 pt.	Other amusement and recreation services, n.e.c.	7903	864		
			869		
80	HEALTH SERVICES		87	ENGINEERING, ACCOUNTING, RESEARCH, MANAGEMENT, AND RELATED SERVICES	
801 pt.	Offices of doctors of medicine	8001		Engineering services	8701
801 pt.	General medical clinics	8001	8711	Architectural services	8701
802 pt.	Offices of dentists	8002	8712	Surveying services	8701
802 pt.	Dental clinics	8002	8713	Accounting, auditing, and bookkeeping services	8702
803 pt.	Offices of osteopathic physicians	8001	8721	Commercial physical research	8703
			8731 pt.		
803 pt.	Osteopathic clinics	8001		Commercial medical and biological research	8703
8041	Offices and clinics of chiropractors	8001	8732	Commercial economic, sociological, and educational research	8703
8042	Offices and clinics of optometrists	8001	8733	Noncommercial research organizations	8703
8043	Offices and clinics of podiatrists	8001	8734	Testing laboratories	8703
8049	Offices and clinics of health practitioners, n.e.c.	8001	8741	Management services	8704
8051	Skilled nursing care facilities	8003		Management consulting services	8704
8052	Intermediate care facilities	8003	8742	Public relations services	8704
8059	Nursing and personal care facilities, n.e.c.	8003	8743	Facilities support management services	8704
8062	General medical and surgical hospitals	8004	8744	Business consulting services, n.e.c.	8704
8063	Psychiatric hospitals	8004	8748		
8069	Specialty hospitals, except psychiatric	8004			
8071	Medical laboratories	8005	89	SERVICES, N.E.C.	
8072	Dental laboratories	8005		Scientific and related consulting services, except environmental	8900
8082	Home health care services	8006	8999 pt.	Environmental consulting	8900
8092	Kidney dialysis centers	8006	8999 pt.	Authors, composers, and other arts-related services	8900
8093	Specialty outpatient facilities, n.e.c.	8006	8999 pt.	Other services, n.e.c.	8900
8099	Health and allied services, n.e.c.	8006	8999 pt.		

Appendix D. Metropolitan Areas

(Titles and definitions shown for MSA's, CMSA's, and PMSA's are those established by the Office of Management and Budget, as of June 30, 1993)

RHODE ISLAND

New London-Norwich, CT-RI MSA

Middlesex County, CT (part)
 Fenwick borough, CT
 Old Saybrook town, CT

New London County, CT (part)
 Bozrah town, CT
 East Lyme town, CT
 Franklin town, CT
 Griswold town balance, CT
 Groton city, CT
 Groton town balance, CT
 Groton Long Point borough, CT
 Jewett City borough, CT
 Ledyard town, CT
 Lisbon town, CT
 Montville town, CT
 New London city, CT
 North Stonington town, CT
 Norwich city, CT
 Old Lyme town, CT
 Preston town, CT
 Salem town, CT
 Sprague town, CT
 Stonington borough, CT
 Stonington town, CT
 Waterford town, CT

Windham County, CT (part)
 Canterbury town, CT
 Plainfield town, CT

Washington County, RI (part)
 Hopkinton town, RI
 Westerly town, RI

Providence-Fall River-Warwick, RI-MA MSA

Bristol County, MA (part)
 Attleboro city, MA
 Fall River city, MA
 North Attleborough town, MA
 Rehoboth town, MA
 Seekonk town, MA
 Somerset town, MA

Providence-Fall River-Warwick, RI-MA MSA—Con.

Bristol County, MA (part)—Con.
 Swansea town, MA
 Westport town, MA

Bristol County, RI
 Barrington town, RI
 Bristol town, RI
 Warren town, RI

Kent County, RI
 Coventry town, RI
 East Greenwich town, RI
 Warwick city, RI
 West Greenwich town, RI
 West Warwick town, RI

Newport County, RI (part)
 Jamestown town, RI
 Little Compton town, RI
 Tiverton town, RI

Providence County, RI
 Burrillville town, RI
 Central Falls city, RI
 Cranston city, RI
 Cumberland town, RI
 East Providence city, RI
 Foster town, RI
 Glocester town, RI
 Johnston town, RI
 Lincoln town, RI
 North Providence town, RI
 North Smithfield town, RI
 Pawtucket city, RI
 Providence city, RI
 Scituate town, RI
 Smithfield town, RI
 Woonsocket city, RI

Washington County, RI (part)
 Charlestown town, RI
 Exeter town, RI
 Narragansett town, RI
 North Kingstown town, RI
 Richmond town, RI
 South Kingstown town, RI

Appendix E.

Percent of Receipts/Revenue Based on Administrative Records and Estimation for the State: 1992

Table E-1. Firms Subject to Federal Income Tax

[Includes only establishments with payroll. For meaning of abbreviations and symbols, and for more information on reliability of data, see introductory text. For explanation of terms and comparability of 1987 and 1992 censuses, see appendix A]

SIC code	Kind of business or operation	Percent of receipts —		SIC code	Kind of business or operation	Percent of receipts —	
		From administrative records ¹	Estimated ²			From administrative records ¹	Estimated ²
	Total	25.8	6.4	73	Business services—Con.		
70 ex. 704	Hotels, rooming houses, camps, and other lodging places (except membership lodging)	11.9	4.5	736	Personnel supply services	35.3	9.7
				7361	Employment agencies	53.4	20.7
				7363	Help supply services	33.3	8.5
7011	Hotels and motels	12.2	4.6	7363 pt.	Temporary help supply	(D)	(D)
7011 pt.	Hotels	12.9	.3	7363 pt.	Help supply, except temporary	(D)	(D)
7011 pt.	Hotels, 25 guestrooms or more	12.9	.2				
7011 pt.	Hotels, less than 25 guestrooms	14.1	3.0	737	Computer programming, data processing, and other computer related services	3.6	7.4
7011 pt.	Motels, motor hotels, and tourist courts	9.4	19.9		Computer programming, prepackaged software, and integrated systems	2.4	3.8
7011 pt.	Motels, tourist courts	14.9	37.9	7371, 2, 3	Computer programming services	3.6	2.9
7011 pt.	Motor hotels	3.4	.4		Prepackaged software9	.3
702, 3	Other lodging places	3.7	—	7373	Computer integrated systems	4.6	26.3
702	Rooming and boarding houses	4.8	—	7374, 5, 6	Data processing services	(D)	(D)
703	Camps and recreational vehicle parks	3.4	—	7374, 5	Computer processing, information retrieval	1.7	19.6
				7376	Computer facilities management services	(D)	(D)
72	Personal services	29.0	6.1	7377, 8, 9	Computer rental and leasing, maintenance, and related services, n.e.c.	(D)	(D)
721	Laundry, cleaning, and garment services	17.7	9.0	7377	Computer rental and leasing	—	—
7211	Power laundries, family and commercial*	(D)	(D)	7378	Computer maintenance and repair	(D)	(D)
7213	Linen supply*	1.6	8.7	7379	Computer related services, n.e.c.	(D)	(D)
7215	Coin-operated laundries and drycleaning	31.0	8.0				
7216	Drycleaning plants, except rug cleaning*	32.0	15.1	738	Miscellaneous business services	19.5	7.5
7217	Carpet and upholstery cleaning	20.9	8.8	7381, 2	Detective agencies and protective services	23.3	15.9
7218	Industrial launderers*	(D)	(D)	7381	Detective, guard, and armored car services	21.0	17.6
7212, 9	Other laundry, cleaning, and garment services*	(D)	(D)	7382	Security systems services	28.5	12.1
7212	Garment pressing, and agents for laundries and drycleaners	(D)	(D)	7383	News syndicates	—	4.8
7219	Laundry and garment services, n.e.c.*	(D)	(D)	7384	Photofinishing laboratories*	7.2	—
				7389	Business services, n.e.c.	19.6	5.5
722	Photographic studios, portrait	24.7	2.7	7389 pt.	Sign painting shops	39.0	3.1
				7389 pt.	Interior designing	16.0	16.4
723, 4	Beauty and barber shops	42.8	6.8	7389 pt.	Telephone answering services	36.2	5.6
723	Beauty shops	42.6	6.9	7389 pt.	Other business services	19.0	4.9
724	Barber shops	48.6	5.2				
725	Shoe repair shops and shoeshine parlors	11.1	14.5	75	Automotive repair, services, and parking	20.7	5.0
726	Funeral service and crematories	45.9	3.0	751	Automotive rental and leasing, without drivers	1.2	2.9
				7513	Truck rental and leasing, without drivers	(D)	(D)
729	Miscellaneous personal services	8.5	3.5	7514, 5	Passenger car rental and leasing	2.0	3.2
7291	Tax return preparation services	8.4	5.7	7514	Passenger car rental	(D)	(D)
7299	Miscellaneous personal services, n.e.c.	8.5	3.2	7515	Passenger car leasing	(D)	(D)
				7519	Utility trailer and recreational vehicle rental	(D)	(D)
73	Business services	19.3	10.0				
731	Advertising	18.2	9.9	752	Automobile parking	6.1	7.1
7311	Advertising agencies	15.3	11.1				
7312	Outdoor advertising services	(D)	(D)	753	Automotive repair shops	32.1	5.8
7313	Radio, television, publishers' advertising representatives	(D)	(D)	7532	Top, body, and upholstery repair shops and paint shops	31.4	6.7
7319	Advertising, n.e.c.	(D)	(D)	7532 pt.	Top and body repair shops	(D)	(D)
				7532 pt.	Paint shops	(D)	(D)
732	Consumer credit reporting agencies, mercantile reporting agencies, and adjustment and collection agencies	2.7	1.4	7538	General automotive repair shops	42.4	6.4
7322	Adjustment and collection services	(D)	(D)	7538 pt.	General automotive repair shops, except diesel	45.4	6.1
7323	Credit reporting services	(D)	(D)		Diesel repair shops	18.8	9.1
733	Mailing, reproduction, commercial art and photography, and stenographic services	17.0	20.6	7538 pt.	Other automotive repair shops	16.4	3.2
7331	Direct mail advertising services	(D)	(D)	7533, 4, 6, 7, 9			
7334	Photocopying and duplicating services	(D)	(D)	7533	Automotive exhaust system repair shops	13.4	7.9
7335, 6	Commercial photography, art, and graphics	16.9	13.8	7534	Tire retreading and repair shops	52.3	—
7335	Commercial photography	20.4	1.0	7536	Automotive glass replacement shops	18.2	3.7
7336	Commercial art and graphic design	15.9	17.6	7537	Automotive transmission repair shops	18.0	—
7338	Secretarial and court reporting services	23.8	15.4	7539	Automotive repair shops, n.e.c.	14.6	1.1
				7539 pt.	Radiator repair	(D)	(D)
734	Services to dwellings and other buildings	36.7	6.9	7539 pt.	Brake, front end, and wheel alignment	4.3	2.2
7342	Disinfecting and pest control services	17.1	2.5	7539 pt.	Automotive electrical and fuel system services	23.4	.6
7349	Building cleaning and maintenance services, n.e.c.	39.8	7.5	7539 pt.	Other automotive repair shops, n.e.c.	(D)	(D)
735	Miscellaneous equipment rental and leasing	9.1	28.0	754	Automotive services, except repair	19.8	6.7
7352	Medical equipment rental and leasing	(D)	(D)	7542	Carwashes	40.0	4.4
7353	Heavy construction equipment rental and leasing	(D)	(D)	7549	Automotive services, except repair and carwashes	11.6	7.6
7359	Equipment rental and leasing, n.e.c.	11.0	36.4				

See footnotes at end of table.

Table E-1. Firms Subject to Federal Income Tax – Con.

[Includes only establishments with payroll. For meaning of abbreviations and symbols, and for more information on reliability of data, see introductory text. For explanation of terms and comparability of 1987 and 1992 censuses, see appendix A]

SIC code	Kind of business or operation	Percent of receipts –		SIC code	Kind of business or operation	Percent of receipts –	
		From administrative records ¹	Estimated ²			From administrative records ¹	Estimated ²
76	Miscellaneous repair services -----	22.1	5.0	80	Health services -----	32.8	3.8
762	Electrical repair shops -----	22.5	7.0	801	Offices and clinics of doctors of medicine -----	44.5	3.3
7622	Radio and television repair shops -----	40.4	–	8011 pt.	Offices of doctors of medicine -----	45.4	3.4
7623, 9	Other electrical and electronic repair shops -----	18.7	8.5	8011 pt.	General medical clinics -----	12.9	–
7623	Refrigeration and air-conditioning service and repair shops -----	20.3	–	802	Offices and clinics of dentists -----	39.5	3.4
7629	Electrical and electronic repair shops, n.e.c. ---	18.3	10.7	803	Offices and clinics of doctors of osteopathy -----	33.6	6.0
763	Watch, clock, and jewelry repair -----	(D)	(D)	804	Offices and clinics of other health practitioners ----	37.2	4.8
764	Reupholstery and furniture repair -----	41.9	3.7	8041	Offices and clinics of chiropractors -----	33.1	4.9
				8042	Offices and clinics of optometrists -----	42.5	3.2
769	Miscellaneous repair and related services -----	(D)	(D)	8043	Offices and clinics of podiatrists -----	44.9	–
7692	Welding repair -----	58.9	7.8	8049	Offices and clinics of health practitioners, n.e.c. --	28.9	10.5
7694	Armature rewinding shops -----	(D)	(D)	805	Nursing and personal care facilities -----	10.0	3.5
7699	Repair shops and related services, n.e.c. -----	(D)	(D)	8051	Skilled nursing care facilities -----	6.8	2.8
				8052	Intermediate care facilities -----	(D)	(D)
				8059	Nursing and personal care facilities, n.e.c. -----	(D)	(D)
78, 79, 84	Amusement and recreation services, including motion pictures and museums -----	15.4	10.7	806	Hospitals -----	–	–
781, 2	Motion picture production, distribution, and services -	(D)	(D)	8062	General medical and surgical hospitals -----	–	–
				8063, 9	Specialty hospitals -----	–	–
783	Motion picture theaters -----	2.4	18.3	807, 8, 9	Other health services -----	23.6	5.8
7832	Motion picture theaters, except drive-in -----	(D)	(D)	807	Medical and dental laboratories -----	24.2	7.4
7833	Drive-in motion picture theaters -----	(D)	(D)	8071	Medical laboratories -----	24.6	7.3
				8072	Dental laboratories -----	20.8	8.1
				808	Home health care services -----	23.9	3.0
				809	Miscellaneous health and allied services, n.e.c. ---	22.4	4.4
				8092	Kidney dialysis centers -----	(D)	(D)
				8093	Specialty outpatient facilities, n.e.c. -----	51.6	3.5
				8099	Health and allied services, n.e.c. -----	(D)	(D)
				81	Legal services -----	35.9	6.0
784	Video tape rental -----	22.6	9.9	823, 4, 9	Selected educational services -----	20.9	12.2
				823	Libraries -----	–	–
792	Theatrical producers (except motion picture), bands, orchestras, and entertainers -----	4.8	6.5	824	Vocational schools -----	19.6	3.5
7922	Theatrical producers (except motion picture) and miscellaneous theatrical services -----	3.5	6.1	829	Schools and educational services, n.e.c. -----	26.8	51.3
7929	Bands, orchestras, actors, and other entertainers and entertainment groups -----	9.9	8.1	83	Social services -----	30.8	11.9
				835	Child day care services -----	30.5	14.8
				832, 3, 6, 9	Other social services -----	31.0	9.8
793	Bowling centers -----	(D)	(D)	87 ex. 8733	Engineering, accounting, research, management, and related services (except noncommercial research organizations) -----	23.0	5.4
79 ex. 792, 3; 84	Commercial sports and other amusement and recreation services, including museums -----	17.9	5.2	871	Engineering, architectural, and surveying services --	19.5	3.0
794	Commercial sports -----	(D)	(D)	8711	Engineering services -----	18.0	2.8
7941	Professional sports clubs, managers, promoters -----	(D)	(D)	8712	Architectural services -----	30.1	4.5
7948	Racing, including track operation -----	(D)	(D)	8713	Surveying services -----	23.9	4.4
79 ex. 792, 3, 4; 84	Other amusement and recreation services, including museums -----	(D)	(D)	872	Accounting, auditing, and bookkeeping services ----	28.4	4.3
791	Dance studios, schools, and halls -----	18.7	11.1	873 ex. 8733	Research, development, and testing services (except noncommercial research organizations) ---	12.4	3.8
7991	Physical fitness facilities -----	25.9	10.3	8731	Commercial physical and biological research -----	6.4	6.5
7992	Public golf courses -----	26.7	–	8732	Commercial economic, sociological, and educational research -----	(D)	(D)
7993	Coin-operated amusement devices -----	29.1	3.3	8734	Testing laboratories -----	(D)	(D)
7996	Amusement parks -----	(D)	(D)	874	Management and public relations services -----	27.3	12.3
7997	Membership sports and recreation clubs -----	19.0	13.4	8741	Management services -----	33.0	17.0
7999, 84	Amusement and recreation services, including museums, n.e.c. -----	(D)	(D)	8742	Management consulting services -----	26.8	9.0
				8743	Public relations services -----	29.9	1.3
7999 pt.	Concession operators of amusement devices and rides -----	(D)	(D)	8744	Facilities support management services -----	–	57.1
7999 pt.	Carnivals, circuses, and fairs -----	(D)	(D)	8748	Business consulting services, n.e.c. -----	24.0	7.1
7999 pt., 84	Other recreation and amusements, including museums -----	36.5	5.7	89	Services, n.e.c. -----	35.6	8.1

¹Includes receipts information obtained from administrative records of other Federal agencies.

²Includes receipts information which was imputed based on historic company ratios or administrative records or on industry averages.

Table E-2. Firms Exempt From Federal Income Tax

[Includes only establishments with payroll. For meaning of abbreviations and symbols, and for more information on reliability of data, see introductory text. For explanation of terms and comparability of 1987 and 1992 censuses, see appendix A]

SIC code	Kind of business or operation	Percent of revenue —		SIC code	Kind of business or operation	Percent of revenue —	
		From administrative records ¹	Estimated ²			From administrative records ¹	Estimated ²
	Total	3.5	3.7	823, 4, 9	Selected educational services	23.8	7.5
7032, 704	Camps and membership lodging	(D)	(D)	83	Social services	7.3	8.1
792, 7991 pt., 7997, 7999 pt., 84	Selected amusement, recreation, and related services	19.7	4.8	835	Child day care services	10.5	9.1
8011 pt.; 8021 pt.; 805, 6, 8, 9	Selected health services2	.8	832, 3, 6, 9	Other social services	7.2	8.0
8011 pt., 8021 pt., 805	Clinics of doctors of medicine and dentists	(D)	(D)	832	Individual and family social services	9.9	10.6
806	Hospitals	—	—	833	Job training and vocational rehabilitation services	5.0	31.3
8062	General medical and surgical hospitals	—	—	836	Residential care	12.9	8.5
8063, 9	Specialty hospitals	—	—	839	Social services, n.e.c.	4.7	2.4
808, 9	Other health services	(D)	(D)	861, 2, 4, 9	Selected membership organizations	19.5	16.8
8111 pt.	Legal aid societies and similar legal services	(D)	(D)	861	Business associations	16.4	2.1
				864	Civic, social, and fraternal associations	24.5	27.4
				862, 9	Other membership organizations	16.2	13.4
				873, 4 ex.	Research, testing, and consulting services, except facilities support management services	1.4	14.6
				8744			
				873	Research, development, and testing services	—	7.1
				874 ex.	Management and public relations services, except facilities support management services	9.0	54.9
				8744			

¹Includes revenue information obtained from administrative records of other Federal agencies.

²Includes revenue information which was imputed based on historic company ratios or administrative records or on industry averages.

Appendix F. Geographic Notes

RHODE ISLAND

There are no geographic notes for the State of Rhode Island.

Appendix G.

Establishments in Business Any Time During Year and Establishments in Business at End of Year for the State: 1992 and 1987

Table G-1. Firms Subject to Federal Income Tax

[Includes only establishments with payroll. For meaning of abbreviations and symbols, see introductory text. For explanation of terms and comparability of 1987 and 1992 censuses, see appendix A]

SIC code	Kind of business or operation	Establishments in business —			
		Any time during year		At end of year	
		1992	1987	1992	1987
	Total	7 649	7 133	7 123	6 702
70 ex. 704	Hotels, rooming houses, camps, and other lodging places (except membership lodging)	137	132	129	122
	Hotels and motels	117	110	109	102
7011	Hotels	63	34	59	31
7011 pt.	Hotels, 25 guestrooms or more	34	17	31	17
7011 pt.	Hotels, less than 25 guestrooms	29	17	28	14
7011 pt.	Motels, motor hotels, and tourist courts	54	76	50	71
7011 pt.	Motels, tourist courts	42	60	38	56
7011 pt.	Motor hotels	12	16	12	15
702, 3	Other lodging places	20	22	20	20
702	Rooming and boarding houses	8	9	8	8
703	Camps and recreational vehicle parks	12	13	12	12
72	Personal services	1 014	1 037	952	959
721	Laundry, cleaning, and garment services	248	269	233	247
7211	Power laundries, family and commercial*	10	16	10	14
7213	Linen supply*	8	7	8	7
7215	Coin-operated laundries and drycleaning	88	91	80	82
7216	Drycleaning plants, except rug cleaning*	82	79	77	75
7217	Carpet and upholstery cleaning	27	30	27	27
7218	Industrial launderers*	3	2	2	2
7212, 9	Other laundry, cleaning, and garment services*	30	44	29	40
722	Photographic studios, portrait	42	39	41	38
723, 4	Beauty and barber shops	523	550	491	506
723	Beauty shops	485	496	454	454
724	Barber shops	38	54	37	52
725	Shoe repair shops and shoeshine parlors	8	13	7	12
726	Funeral service and crematories	88	95	87	91
729	Miscellaneous personal services	105	71	93	65
7291	Tax return preparation services	14	16	11	14
7299	Miscellaneous personal services, n.e.c.	91	55	82	51
73	Business services	1 268	1 026	1 147	956
731	Advertising	77	76	71	73
7311	Advertising agencies	67	60	61	59
7312	Outdoor advertising services	4	3	4	3
7313	Radio, television, publishers' advertising representatives	3	7	3	5
7319	Advertising, n.e.c.	3	6	3	6
732	Consumer credit reporting agencies, mercantile reporting agencies, and adjustment and collection agencies	15	8	14	8
7322	Adjustment and collection services	5	2	5	2
7323	Credit reporting services	10	6	9	6
733	Mailing, reproduction, commercial art and photography, and stenographic services	126	109	114	100
7331	Direct mail advertising services	7	7	4	6
7334	Photocopying and duplicating services	21	12	20	12
7335, 6	Commercial photography, art, and graphics	73	68	69	63
7335	Commercial photography	20	18	19	16
7336	Commercial art and graphic design	53	50	50	47
7338	Secretarial and court reporting services	25	22	21	19
734	Services to dwellings and other buildings	282	226	258	207
7342	Disinfecting and pest control services	26	18	25	17
7349	Building cleaning and maintenance services, n.e.c.	256	208	233	190
735	Miscellaneous equipment rental and leasing	83	72	79	70
7352	Medical equipment rental and leasing	5	5	5	5
7353	Heavy construction equipment rental and leasing	19	11	17	11
7359	Equipment rental and leasing, n.e.c.	59	56	57	54
736	Personnel supply services	162	103	144	98
7361	Employment agencies	69	45	59	43
7363	Help supply services	93	58	85	55

See footnotes at end of table.

Table G-1. Firms Subject to Federal Income Tax – Con.

[Includes only establishments with payroll. For meaning of abbreviations and symbols, see introductory text. For explanation of terms and comparability of 1987 and 1992 censuses, see appendix A]

SIC code	Kind of business or operation	Establishments in business –			
		Any time during year		At end of year	
		1992	1987	1992	1987
73	Business services – Con.				
737	Computer programming, data processing, and other computer related services -----	199	162	186	150
7371, 2, 3	Computer programming, prepackaged software, and integrated systems -----	133	102	125	95
7371	Computer programming services -----	92	77	87	71
7372	Prepackaged software -----	23	11	21	11
7373	Computer integrated systems -----	18	14	17	13
7374, 5, 6	Data processing services -----	26	24	24	22
7374, 5	Computer processing, information retrieval -----	22	21	20	19
7376	Computer facilities management services -----	4	3	4	3
7377, 8, 9	Computer rental and leasing, maintenance, and related services, n.e.c. -----	40	36	37	33
7377	Computer rental and leasing -----	–	–	–	–
7378	Computer maintenance and repair -----	8	11	6	10
7379	Computer related services, n.e.c. -----	32	25	31	23
738	Miscellaneous business services -----	324	270	281	250
7381, 2	Detective agencies and protective services -----	69	60	58	54
7381	Detective, guard, and armored car services -----	53	50	43	45
7382	Security systems services -----	16	10	15	9
7383	News syndicates -----	4	3	4	3
7384	Photofinishing laboratories* -----	26	25	23	25
7389	Business services, n.e.c. -----	225	182	196	168
7389 pt.	Sign painting shops -----	14	10	12	10
7389 pt.	Interior designing -----	21	17	16	15
7389 pt.	Telephone answering services -----	16	26	15	23
7389 pt.	Other business services -----	174	129	153	120
75	Automotive repair, services, and parking -----	701	663	653	620
751	Automotive rental and leasing, without drivers -----	42	42	40	40
7513	Truck rental and leasing, without drivers -----	13	19	13	18
7514, 5	Passenger car rental and leasing -----	27	23	25	22
7519	Utility trailer and recreational vehicle rental -----	2	–	2	–
752	Automobile parking -----	22	29	19	27
753	Automotive repair shops -----	563	537	529	503
7532	Top, body, and upholstery repair shops and paint shops -----	195	203	188	191
7532 pt.	Top and body repair shops -----	183	191	176	181
7532 pt.	Paint shops -----	12	12	12	10
7538	General automotive repair shops -----	262	235	242	216
7538 pt.	General automotive repair shops, except diesel -----	240	213	220	197
7538 pt.	Diesel repair shops -----	22	22	22	19
7533, 4, 6, 7, 9	Other automotive repair shops -----	106	99	99	96
7533	Automotive exhaust system repair shops -----	24	25	23	25
7534	Tire retreading and repair shops -----	6	3	5	2
7536	Automotive glass replacement shops -----	16	14	14	13
7537	Automotive transmission repair shops -----	19	16	17	15
7539	Automotive repair shops, n.e.c. -----	41	41	40	41
7539 pt.	Radiator repair -----	11	10	11	10
7539 pt.	Brake, front end, and wheel alignment -----	10	11	9	11
7539 pt.	Automotive electrical and fuel system services -----	17	14	17	14
7539 pt.	Other automotive repair shops, n.e.c. -----	3	6	3	6
754	Automotive services, except repair -----	74	55	65	50
7542	Carwashes -----	31	29	29	27
7549	Automotive services, except repair and carwashes -----	43	26	36	23
76	Miscellaneous repair services -----	289	299	270	281
762	Electrical repair shops -----	73	72	69	67
7622	Radio and television repair shops -----	22	26	20	24
7623, 9	Other electrical and electronic repair shops -----	51	46	49	43
7623	Refrigeration and air-conditioning service and repair shops -----	13	14	13	14
7629	Electrical and electronic repair shops, n.e.c. -----	38	32	36	29
763	Watch, clock, and jewelry repair -----	15	16	14	14
764	Reupholstery and furniture repair -----	35	47	34	44
769	Miscellaneous repair and related services -----	166	164	153	156
7692	Welding repair -----	25	25	22	23
7694	Armature rewinding shops -----	6	10	6	10
7699	Repair shops and related services, n.e.c. -----	135	129	125	123
78, 79, 84	Amusement and recreation services, including motion pictures and museums -----	424	423	393	391
781, 2	Motion picture production, distribution, and services -----	16	21	16	17
783	Motion picture theaters -----	24	23	23	21
7832	Motion picture theaters, except drive-in -----	22	21	21	19
7833	Drive-in motion picture theaters -----	2	2	2	2
784	Video tape rental -----	76	75	62	67
792	Theatrical producers (except motion picture), bands, orchestras, and entertainers -----	27	25	24	24
7922	Theatrical producers (except motion picture) and miscellaneous theatrical services -----	13	12	11	11
7929	Bands, orchestras, actors, and other entertainers and entertainment groups -----	14	13	13	13
793	Bowling centers -----	19	24	19	22

See footnotes at end of table.

Table G-1. Firms Subject to Federal Income Tax – Con.

[Includes only establishments with payroll. For meaning of abbreviations and symbols, see introductory text. For explanation of terms and comparability of 1987 and 1992 censuses, see appendix A]

SIC code	Kind of business or operation	Establishments in business –			
		Any time during year		At end of year	
		1992	1987	1992	1987
78, 79, 84	Amusement and recreation services, including motion pictures and museums—Con.				
79 ex. 792, 3, 84	Commercial sports and other amusement and recreation services, including museums	262	255	249	240
794	Commercial sports	15	12	15	11
7941	Professional sports clubs, managers, promoters	1	3	1	2
7948	Racing, including track operation	14	9	14	9
79 ex. 792, 3, 4, 84	Other amusement and recreation services, including museums	247	243	234	229
791	Dance studios, schools, and halls	34	28	31	27
7991	Physical fitness facilities	45	49	41	46
7992	Public golf courses	17	13	16	13
7993	Coin-operated amusement devices	18	19	16	19
7996	Amusement parks	7	3	7	3
7997	Membership sports and recreation clubs	39	39	36	37
7999, 84	Amusement and recreation services, including museums, n.e.c.	87	92	87	84
80	Health services	1 898	1 832	1 786	1 752
801	Offices and clinics of doctors of medicine	889	931	845	886
8011 pt.	Offices of doctors of medicine	877	917	833	873
8011 pt.	General medical clinics	12	14	12	13
802	Offices and clinics of dentists	406	395	388	384
803	Offices and clinics of doctors of osteopathy	55	37	53	36
804	Offices and clinics of other health practitioners	267	196	245	188
8041	Offices and clinics of chiropractors	79	45	72	44
8042	Offices and clinics of optometrists	72	71	69	70
8043	Offices and clinics of podiatrists	50	51	45	47
8049	Offices and clinics of health practitioners, n.e.c.	66	29	59	27
805	Nursing and personal care facilities	91	94	86	91
8051	Skilled nursing care facilities	72	65	68	64
8052	Intermediate care facilities	17	15	16	15
8059	Nursing and personal care facilities, n.e.c.	2	14	2	12
806	Hospitals	—	—	—	—
807, 8, 9	Other health services	190	179	169	167
807	Medical and dental laboratories	123	114	108	109
8071	Medical laboratories	92	73	79	70
8072	Dental laboratories	31	41	29	39
808	Home health care services	25	25	21	21
809	Miscellaneous health and allied services, n.e.c.	42	40	40	37
8092	Kidney dialysis centers	2	2	2	2
8093	Specialty outpatient facilities, n.e.c.	26	26	24	24
8099	Health and allied services, n.e.c.	14	12	14	11
81	Legal services	686	579	651	558
823, 4, 9	Selected educational services	50	45	49	41
823	Libraries	—	2	—	2
824	Vocational schools	26	20	25	20
829	Schools and educational services, n.e.c.	24	23	24	19
83	Social services	231	149	209	139
835	Child day care services	163	91	149	85
832, 3, 6, 9	Other social services	68	58	60	54
87 ex. 8733	Engineering, accounting, research, management, and related services (except noncommercial research organizations)	887	834	825	781
871	Engineering, architectural, and surveying services	279	288	264	278
8711	Engineering services	181	167	172	160
8712	Architectural services	68	84	64	81
8713	Surveying services	30	37	28	37
872	Accounting, auditing, and bookkeeping services	331	303	308	277
873 ex. 8733	Research, development, and testing services (except noncommercial research organizations)	43	32	42	30
8731	Commercial physical and biological research	15	6	15	6
8732	Commercial economic, sociological, and educational research	15	14	15	13
8734	Testing laboratories	13	12	12	11
874	Management and public relations services	234	211	211	196
8741	Management services	63	61	57	60
8742	Management consulting services	110	107	99	96
8743	Public relations services	19	14	16	13
8744	Facilities support management services	6	3	6	3
8748	Business consulting services, n.e.c.	36	26	33	24
89	Services, n.e.c.	64	114	59	102

Table G-2. Firms Exempt From Federal Income Tax

[Includes only establishments with payroll. For meaning of abbreviations and symbols, see introductory text. For explanation of terms and comparability of 1987 and 1992 censuses, see appendix A]

SIC code	Kind of business or operation	Establishments in business —			
		Any time during year		At end of year	
		1992	1987	1992	1987
	Total	1 130	895	1 090	866
7032, 704	Camps and membership lodging	21	23	21	23
792, 7991 pt., 7997, 7999 pt., 84	Selected amusement, recreation, and related services	91	74	89	72
792	Theatrical producers (except motion picture), bands, orchestras, and entertainers	18	12	17	12
7991 pt., 7997	Gymnasiums, athletic clubs, and membership sports and recreation clubs	46	40	46	38
7999 pt. 84	Fairs	1	—	1	—
	Museums, art galleries, and botanical and zoological gardens	26	22	25	22
8011 pt.; 8021 pt.; 805, 6, 8, 9	Selected health services	170	137	167	132
8011 pt., 8021 pt.	Clinics of doctors of medicine and dentists	23	20	23	17
805	Nursing and personal care facilities	72	50	71	50
806	Hospitals	21	23	20	23
808, 9	Other health services	54	44	53	42
808	Home health care services	20	14	20	14
809	Miscellaneous health and allied services, n.e.c.	34	30	33	28
8111 pt.	Legal aid societies and similar legal services	6	4	6	4
823, 4, 9	Selected educational services	48	37	48	37
83	Social services	419	292	399	285
835	Child day care services	56	48	50	45
832, 3, 6, 9	Other social services	363	244	349	240
861, 2, 4, 9	Selected membership organizations	351	313	337	298
861	Business associations	51	43	51	42
864	Civic, social, and fraternal associations	223	206	211	193
862, 9	Other membership organizations	77	64	75	63
873, 4 ex. 8744	Research, testing, and consulting services, except facilities support management services	24	15	23	15
873	Research, development, and testing services	16	11	16	11
8731	Commercial physical and biological research	4	2	4	2
8732	Commercial economic, sociological, and educational research	3	1	3	1
8733	Noncommercial research organizations	7	6	7	6
8734	Testing laboratories	2	2	2	2
874 ex. 8744	Management and public relations services, except facilities support management services	8	4	7	4

Publication Program

1992 CENSUS OF SERVICE INDUSTRIES

Publications of the 1992 Census of Service Industries containing data on service industries establishments in the United States are described below. Publication order forms for specific reports may be obtained from any Department of Commerce district office or from Data User Services Division, Customer Services, Bureau of the Census, Washington, DC 20233-8300. The first results were issued in press releases. Final detailed statistics are issued in separate paperbound reports and compact disc-read only memory (CD-ROM).

Final Reports

Geographic area series—52 reports (SC92-A-1 to -52)

A separate paperbound report containing data for establishments with payroll is published for each State, the District of Columbia, and the United States. For establishments of firms subject to Federal income tax, each State report presents general statistics on number of establishments, receipts, payroll, and employment, by varied service classifications, for the State, metropolitan areas (MA's), counties, and places with 350 service establishments or more, by kind of business. Greater kind-of-business detail is shown for larger areas. In addition, for places with 2,500 inhabitants or more and for all counties, statistics are provided on number of establishments and receipts for 10 major kind-of-business groups. For establishments of firms exempt from Federal income tax, each State report presents statistics on number of establishments, revenue, payroll, and employment by varied service classifications, for the State and MA's. Greater kind-of-business detail is shown for larger areas.

The United States Summary report presents data for the United States as a whole for establishments with payroll of firms subject to Federal income tax, as well as those exempt from Federal income tax, for detailed kind-of-business classifications. Statistics on number of establishments and receipts/revenue are also shown for States and MA's by kind of business.

For each State, the District of Columbia, and the United States, 1992 data are provided on receipts/revenue and employees per establishment and on receipts/revenue and payroll per employee. Comparative statistics showing percent changes in receipts/expenses and payroll between 1987 and 1992 also are shown.

Nonemployer statistics series—1 report (SC92-N-1)

This report includes data by kind of business for all establishments, establishments with payroll, and establishments without payroll for the United States and States. Also presented are statistics for establishments without payroll including number of establishments and receipts/revenue by varied service classifications for MA's.

Similar data for counties and places with 2,500 inhabitants or more are available on electronic media only.

Subject series—5 reports (SC92-S-1 to -5)

The *Establishment and Firm Size* report (SC92-S-1) presents data for establishments with payroll, based on size of establishment, size of company or firm, and legal form of organization. Establishment statistics are presented by receipts/revenue size and by employment size; statistics for firms, by receipts/revenue size (including concentration by largest firms), by employment size, and by number of establishments operated (single units and multiunits). Statistics are presented by kind of business on the number of establishments, receipts/revenue, payroll, and employment for the United States.

The *Capital Expenditures, Depreciable Assets, and Operating Expenses* report (SC92-S-2) presents data for firms with payroll for the United States by major kind of business. Operating expenses include annual payroll, supplemental labor costs, purchased services, etc. Receipts data also are provided.

Three other reports (*Hotels, Motels, and Other Lodging Places* (SC92-S-3), *Sources of Receipts or Revenue* (SC92-S-4), and *Miscellaneous Subjects* (SC92-S-5)) present data for the United States as a whole and, where feasible, for States and MA's.

Electronic Media

All data included in the printed reports are available on CD-ROM. The CD-ROM's provide the same information found in the final reports as well as additional information not published in the final reports, such as ZIP Code statistics available from series SC92-Z, and nonemployer data for counties and places from series SC92-N. Electronic media products are available for users who wish to summarize, rearrange, or process large amounts of data. These products, with corresponding technical documentation, are sold by Data User Services Division, Customer Services, Bureau of the Census, Washington, DC 20233-8300.

OTHER ECONOMIC CENSUS REPORTS

Data on retail trade, wholesale trade, financial, insurance, real estate, construction industries, manufactures, mineral industries, transportation, communications, utilities, enterprise statistics, minority-owned business enterprises, and women-owned businesses also are available from the 1992 Economic Census. A separate series of reports covers the census of outlying areas—Puerto Rico, Virgin Islands of the United States, Guam, and the Northern Marianas. Separate announcements describing these reports are available free of charge from Data User Services Division, Customer Services, Bureau of the Census, Washington, DC 20233-8300.