

1992


Census of

Service Industries

SC92-A-39

GEOGRAPHIC AREA SERIES

Pennsylvania



1992 Census of Service Industries

SC92-A-39

GEOGRAPHIC AREA SERIES

Pennsylvania

+



+



U.S. Department of Commerce
Ronald H. Brown, Secretary
David J. Barram, Deputy Secretary

Economics and Statistics Administration
Everett M. Ehrlich, Under Secretary
for Economic Affairs

BUREAU OF THE CENSUS
Martha Farnsworth Riche, Director

Acknowledgments

Many persons participated in the various activities of the 1992 Census of Service Industries. The overall planning and review of the census operations were performed by the Economic Census Staff of the Economic Planning and Coordination Division.

This report was prepared in the Services Division. **Bobby E. Russell**, Assistant Chief for Census Programs, was responsible for the overall planning, management, and coordination of the census of service industries. Planning and implementation were under the direction of **Jack B. Moody**, Chief, Service Census Branch, with primary staff assistance by **Jack R. Drago**, **Barbara S. Tinari**, **Kirk K. Degler**, **Joseph R. Fuller**, **Susan G. Baker**, **Deborah M. Stempowski**, **Brian D. Gregory**, **Theresa L. Steele**, **Chris E. Blackburn**, **Gary R. Rice**, **M. Craig Schadt**, **Arthur B. Stewart**, **Sandra K. Byrd**, and **Evelyn D. Butler**.

Systems and procedures for mailout, receipt, correspondence, data input, industry classification, other clerical processing, administrative record processing, quality control, and the associated electronic computer programs, were developed in the Economic Planning and Coordination Division.

Mailout preparation and receipt operations, clerical and analytical review activities, data keying, and geocoding review were performed by the staff of the Data Preparation Division, **Judith N. Petty**, Acting Chief.

Geographic coding procedures and associated computer programs were developed by the staff of the Geography Division.

The computer processing systems were developed and coordinated in the Economic Statistical Methods and Programming Division, **Charles P. Pautler, Jr.**, Chief. **H. Ray Dennis**, Assistant Chief for Business Programs, was responsible for design and implementation of the computer systems. The computer programs were prepared under the supervision of **William C. Wester**, Chief, Business Census Branch, and **Steven G. McCraith**, Chief, Utilities and Financial Census Branch, assisted by **Jeffrey S. Rosen**, **Barbara L. Lambert**, **Jacqueline R. Sellers**, and **Tsung C. Chu**. Additional programming assistance was provided by **Robert S. Jewett**.

Computer processing was performed in the Computer Services Division, **Marvin D. Raines**, Chief.

The staff of the Administrative and Publications Services Division, **Walter C. Odom**, Chief, performed planning, design, composition, editorial review, and printing planning and procurement for publications and report forms. **Margaret A. Smith** provided publication coordination and editing.

Special acknowledgment is also due the many businesses whose cooperation has contributed to the publication of these data.

If you have any questions concerning the statistics in this report, call 301-763-7039.



**Economics and Statistics
Administration**

Everett M. Ehrlich, Under Secretary
for Economic Affairs



BUREAU OF THE CENSUS

Martha Farnsworth Riche, Director
Harry A. Scarr, Deputy Director

Paula J. Schneider, Principal Associate
Director for Programs

Thomas L. Mesenbourg, Acting Associate
Director for Economic Programs

Thomas L. Mesenbourg, Assistant Director
for Economic Programs

**ECONOMIC PLANNING AND COORDINATION
DIVISION**

John P. Govoni, Chief

SERVICES DIVISION

Carole A. Ambler, Chief

Introduction to the Economic Census

PURPOSES AND USES OF THE ECONOMIC CENSUS

The economic census is the major source of facts about the structure and functioning of the Nation's economy. It provides essential information for government, business, industry, and the general public.

The economic census furnishes an important part of the framework for such composite measures as the gross domestic product, input/output measures, production and price indexes, and other statistical series that measure short-term changes in economic conditions.

Policymaking agencies of the Federal Government use the data, especially in monitoring economic activity and providing assistance to business.

State and local governments use the data to assess business activities and tax bases within their jurisdictions and to develop programs to attract business.

Trade associations study trends in their own and competing industries and keep their members informed of market changes.

Individual businesses use the data to locate potential markets and to analyze their own production and sales performance relative to industry or area averages.

AUTHORITY AND SCOPE

Title 13 of the United States Code (sections 131, 191, and 224) directs the Census Bureau to take the economic census every 5 years, covering years ending in 2 and 7. The 1992 Economic Census consists of the following eight censuses:

- Census of Retail Trade
- Census of Wholesale Trade
- Census of Service Industries
- Census of Financial, Insurance, and Real Estate Industries
- Census of Transportation, Communications, and Utilities
- Census of Manufactures
- Census of Mineral Industries
- Census of Construction Industries

Special programs also cover enterprise statistics and minority-owned and women-owned businesses. (The 1992 Census of Agriculture and 1992 Census of Governments are conducted separately.) The next economic census is scheduled to be taken in 1998 covering the year 1997.

AVAILABILITY OF THE DATA

The results of the economic census are available in printed reports for sale by the U.S. Government Printing Office and on compact discs for sale by the Census Bureau. Order forms for all types of products are available on request from Customer Services, Bureau of the Census, Washington, DC 20233-8300. A more complete description of publications being issued from this census is on the inside back cover of this document.

Census facts are also widely disseminated by trade associations, business journals, and newspapers. Volumes containing census statistics are available in most major public and college libraries. Finally, State data centers in every State as well as business and industry data centers in many States also supply economic census statistics.

WHAT'S NEW IN 1992

The 1992 Economic Census covers more of the economy than any previous census. New for 1992 are data on communications, utilities, financial, insurance, and real estate, as well as coverage of more transportation industries. The economic, agriculture, and governments censuses now collectively cover nearly 98 percent of all economic activity.

Among other changes, new 1992 definitions affect the boundaries of about a third of all metropolitan areas. Also, the Survey of Women-Owned Businesses has now been expanded to include all corporations.

HISTORICAL INFORMATION

The economic census has been taken as an integrated program at 5-year intervals since 1967 and before that for 1963, 1958, and 1954. Prior to that time, the individual subcomponents of the economic census were taken separately at varying intervals.

The economic census traces its beginnings to the 1810 Decennial Census, when questions on manufacturing were included with those for population. Coverage of economic activities was expanded for 1840 and subsequent censuses to include mining and some commercial activities. In 1902, Congress established a permanent Census Bureau and directed that a census of manufactures be taken every 5 years. The 1905 Manufactures Census was the first time a census was taken apart from the regular every-10-year population census.

The first census of business was taken in 1930, covering 1929. Initially it covered retail and wholesale trade and construction industries, but it was broadened in 1933 to include some of the service trades.

The 1954 Economic Census was the first census to be fully integrated—providing comparable census data across economic sectors, using consistent time periods, concepts, definitions, classifications, and reporting units. It was the first census to be taken by mail, using lists of firms provided by the administrative records of other Federal agencies. Since 1963, administrative records also have been used to provide basic statistics for very small firms, reducing or eliminating the need to send them census questionnaires. The Enterprise Statistics Program, which publishes combined data from the economic census, was made possible with the implementation of the integrated census program in 1954.

The range of industries covered in the economic censuses has continued to expand. The census of construction industries began on a regular basis in 1967, and the scope of service industries was broadened in 1967, 1977, and 1987. The census of transportation began in 1963 as a set of surveys covering travel, transportation of commodities, and trucks, but expanded in 1987 to cover business establishments in several transportation industries. For 1992, these statistics are incorporated into a broadened census of transportation, communications, and utilities. Also new for 1992 is the census of financial, insurance, and real estate industries. This is part of a gradual expansion in coverage of industries previously subjected to government regulation.

The Survey of Minority-Owned Business Enterprises was first conducted as a special project in 1969 and was incorporated into the economic census in 1972 along with the Survey of Women-Owned Businesses.

An economic census has also been taken in Puerto Rico since 1909, in the Virgin Islands of the United States and Guam since 1958, and in the Commonwealth of the Northern Mariana Islands since 1982.

Statistical reports from the 1987 and earlier censuses provide historical figures for the study of long-term time series and are available in some large libraries. All of the census data published since 1967 are still available for sale on microfiche from the Census Bureau.

AVAILABILITY OF MORE FREQUENT ECONOMIC DATA

While the census provides complete enumerations every 5 years, there are many needs for more frequent data as well. The Census Bureau conducts a number of monthly, quarterly, and annual surveys, with the results appearing in publication series such as Current Business Reports (retail and wholesale trade and service industries), the Annual Survey of Manufactures, Current Industrial Reports, and the Quarterly Financial Report. Most of these surveys, while providing more frequent observations, yield less kind-of-business and geographic detail than the census. The County Business Patterns program offers annual statistics on the number of establishments, employment, and payroll classified by industry within each county.

SOURCES FOR MORE INFORMATION

More information about the scope, coverage, classification system, data items, and publications for each of the economic censuses and related surveys is published in the *Guide to the 1992 Economic Census and Related Statistics*. More information on the methodology, procedures, and history of the census will be published in the *History of the 1992 Economic Census*. Contact Customer Services for information on availability.

Census of Service Industries

GENERAL

The 1992 Census of Service Industries, part of the 1992 Economic Census, covered service industries as defined in Division I of the *Standard Industrial Classification Manual: 1987*¹ (SIC), except Elementary and Secondary Schools (SIC 821), Colleges, Universities, Professional Schools, and Junior Colleges (SIC 822), Labor Unions and Similar Labor Organizations (SIC 863), Political Organizations (SIC 865), Religious Organizations (SIC 866), and Private Households (SIC 881). The census also excluded governmental establishments classified in the covered industries, except for government-operated hospitals which were included.

Data are presented for establishments in the following classifications:

SIC code	Title
70	Hotels, rooming houses, camps, and other lodging places
72	Personal services
73	Business services
75	Automotive repair, services, and parking
76	Miscellaneous repair services
78	Motion pictures
79	Amusement and recreation services
80	Health services
81	Legal services
823, 4, 9	Selected educational services
83	Social services
84	Museums, art galleries, and botanical and zoological gardens
861, 2, 4, 9	Selected membership organizations
87	Engineering, accounting, research, management, and related services
89	Services, not elsewhere classified

This series of reports presents data for service establishments of firms subject to Federal income tax and (in separate tables) of firms which are exempt from Federal income tax under provisions of the Internal Revenue Code. Only establishments with some payroll during the year are included. For a more detailed explanation, see appendix A.

¹*Standard Industrial Classification Manual: 1987*. For sale by Superintendent of Documents, U.S. Government Printing Office, Washington, DC 20402. Stock No. 041-001-00314-2.

Many of the "kinds of business or operation" included in this report are not thought of as commercial businesses, and the terms (such as "business," "establishment," and "firm") used to describe them may not be descriptive of such services, particularly for not-for-profit and professional services. However, these terms are applied to all "kinds of business or operation" in order to maintain conformity in the measures of the production and delivery of goods and services and in the presentation of data.

The basic tabulations in this report do not include data for establishments which are auxiliary (primary function is providing a service, such as warehousing or bookkeeping) to service establishments within the same organization. Data for auxiliaries are presented in a subsequent report issued as part of the 1992 Enterprise Statistics reports.

For the 1992 Census of Service Industries, large- and medium-size firms, plus all firms known to operate more than one establishment, were sent questionnaires to be completed and returned to the Census Bureau by mail. For most very small firms, including those with no paid employees, data from existing administrative records of other Federal agencies were used instead. These records provided basic information on location, kind of business, receipts, payroll, number of employees, and legal form of organization. In addition, more detailed information for selected kinds of business was obtained on the various questionnaires.

Appendix A gives a more detailed explanation of census coverage and methodology.

CENSUS DISCLOSURE RULES

In accordance with Federal law governing census reports, no data are published that would disclose the operations of an individual establishment or business. However, the number of establishments in a kind-of-business classification is not considered a disclosure, so this information may be released even though other information is withheld.

GEOGRAPHIC AREAS COVERED

This report series presents data for the following areas:

1. The United States as a whole.
2. Each State and the District of Columbia.

3. Each consolidated metropolitan statistical area (CMSA) and primary metropolitan statistical area (PMSA) defined by the Office of Management and Budget (OMB) as of June 30, 1993. A CMSA is an area used to facilitate the presentation and analysis of data for large concentrations of metropolitan populations. It includes two or more contiguous PMSA's which have a population of at least 1,000,000² and which meet specific criteria of urban character and of social and economic integration.
4. Each metropolitan statistical area (MSA) defined by the OMB as of June 30, 1993. An MSA is an integrated economic and social unit with a population nucleus of at least 50,000 inhabitants.² Each MSA consists of one or more counties meeting standards of metropolitan character; in New England, cities and towns rather than counties are the component geographic units.
5. The area within the State outside metropolitan areas (MA's).
6. Each county or county equivalent.³ Counties are the primary divisions of States, except in Louisiana where they are called parishes and in Alaska where they are called boroughs and census areas. Maryland, Missouri, Nevada, and Virginia have one place or more that is independent of any county organization and constitutes primary divisions of their States. These places are treated as counties and as places.
7. Each consolidated city.³ Consolidated cities are consolidated governments which consist of separately incorporated municipalities.
8. Each municipality of 2,500 inhabitants or more incorporated as a city, borough, village, or town.^{2 3}

For the economic census, boroughs and census areas in Alaska and boroughs in New York are not included in this category.
9. Special economic urban areas (SEUA's), which include townships in Michigan, New Jersey, and Pennsylvania, and towns in New York, Wisconsin, and the six New England States with 10,000 inhabitants or more.²

DOLLAR VALUES

All dollar values presented in this report are expressed in current dollars, i.e., 1992 data are expressed in 1992 dollars and 1987 data in 1987 dollars. Consequently, when making comparisons to prior years, users of the data should consider the inflation that has occurred.

RELIABILITY OF DATA

All data compiled in this report originated from either census questionnaires or administrative records of other Federal agencies and, therefore, are not subject to sampling errors. However, the data are subject to nonsampling

²According to the 1990 Census of Population or subsequent special census.

³Those defined as of January 1, 1992.

errors. Nonsampling errors can be attributed to many sources: inability to identify all cases in the actual universe; definition and classification difficulties; differences in the interpretation of questions; errors in recording or coding the data obtained; and other errors of collection, response, coverage, processing, and estimation for missing or misreported data.

The accuracy of these tabulated data is determined by the joint effects of the various nonsampling errors. No direct measurement of these effects has been obtained except for estimation for missing or misreported data; however, precautionary steps were taken in all phases of the collection, processing, and tabulation of the data in an effort to minimize the effects of nonsampling errors.

The Bureau of the Census obtains on computer tape limited information extracted from administrative records of other Federal agencies. This information is used in conjunction with other information available to the Census Bureau to develop estimates for nonemployers, small employers, and other establishments for which responses were not received in time for publication. For an indication of the extent that data included in these reports were obtained from the administrative records of other Federal agencies and from estimation, rather than reports directly from respondents, see appendix E. Also, see appendix A for a more detailed explanation of census coverage and methodology.

SPECIAL TABULATIONS

Special tabulations of data collected in the 1992 Census of Service Industries may be obtained, depending on availability of time and personnel, on diskette, computer tape, or in tabular form. The data will be in summary form and subject to the same rules prohibiting disclosure of confidential information (including name, address, kind of business, or other data for individual business establishments or companies) as are the regular publications.

Special tabulations are prepared on a cost basis. A request for a cost estimate, as well as exact specifications on the type and format of the data to be provided, should be directed to the Chief, Services Division, Bureau of the Census, Washington, DC 20233.

To discuss a special tabulation before submitting specifications, call 1-800-541-8345.

ABBREVIATIONS AND SYMBOLS

The following abbreviations and symbols are used in this publication:

- * See kind-of-business descriptions for SIC 72 and SIC 7384 in appendix A for treatment of plant outlets.
- Represents zero.
- (D) Withheld to avoid disclosing data for individual companies; data are included in broader kind-of-business totals.

(IC)	Independent city.	Symbol	Employment Size
(NA)	Not available.		
(X)	Not applicable.	AA	0–19
CMSA	Consolidated metropolitan statistical area.	BB	20–99
MA	Metropolitan area.	CC	100–249
MSA	Metropolitan statistical area.	EE	250–499
n.e.c.	Not elsewhere classified.	FF	500–999
PMSA	Primary metropolitan statistical area.	GG	1,000–2,499
pt.	Part.	HH	2,500–4,999
r	Revised.	II	5,000–9,999
SIC	Standard Industrial Classification.	JJ	10,000–24,999

The following symbols are used in this publication to show employment size ranges for employment data that have been withheld to avoid disclosing data for individual companies (employment size range codes are provided for the first time in the 1992 Economic Census):

KK	25,000–49,999
LL	50,000–99,999
MM	100,000 or more

Users' Guide for Locating Statistics in This Report by Table Number

Information shown in tables	Table															
	1a	1b	2a	2b	3a	3b	4	5	6	7a	7b	8a	8b	9	10	
GEOGRAPHIC AREAS																
The State	X	X	X	X	X	X	X								X	X
CMSA's and MSA's in the State										X	X					
PMSA's in the State										X	X					
Area of the State not in any CMSA, PMSA, or MSA												X	X			
Counties in the State							X		X							X
Places in the State							X	X						X		
DATA ITEMS																
Establishments	X	X			X	X	X	X	X	X	X	X	X	X		X
Receipts	X				X	X	X	X	X	X	X	X	X	X		X
Revenue		X									X		X			
Expenses						X							X			
Annual payroll	X	X			X	X	X	X	X	X	X	X	X	X		
First-quarter payroll	X	X					X	X	X	X	X	X	X			
Paid employees for pay period including March 12, 1992	X	X			X	X	X	X	X	X	X	X	X			
1987 to 1992 comparative statistics					X	X										
Receipts per establishment			X													
Revenue per establishment				X												
Expenses per establishment				X												
Receipts per employee			X													
Revenue per employee				X												
Expenses per employee				X												
Annual payroll per employee			X	X												
Employees per establishment			X	X												
Counties ranked by volume of receipts																X
Places ranked by volume of receipts														X		

Users' Guide for Locating Statistics in the 1992 Census of Service Industries Reports

Report and geographic area	Information shown in reports by kind of business or industry category										
	Number of establishments	Receipts/Revenue (\$1,000)	Payroll (\$1,000)	Number of employees	Selected ratios	Receipts/revenue lines	Receipts size and employment size of establishments and firms	Concentration ratios of largest firms	Single units and multi-units	Legal form of organization	Selected topics
GEOGRAPHIC AREA SERIES											
United States	X	X	X	X	X						
State	X	X	X	X	X						
CMSA, PMSA, MSA	X	X	X	X							
County	X	X	X	X							
Place	X	X	X	X							
NONEMPLOYER STATISTICS SERIES											
United States	X	X									
State	X	X									
CMSA, PMSA, MSA	X	X									
County	X	X									
Place	X	X									
ESTABLISHMENT AND FIRM SIZE (INCLUDING LEGAL FORM OF ORGANIZATION)											
United States	X	X	X	X			X	X	X	X	
CAPITAL EXPENDITURES, DEPRECIABLE ASSETS, AND OPERATING EXPENSES											
United States		X	X								X
RECEIPTS/REVENUE LINES											
United States	X	X				X					
State	X	X				X					
CMSA, PMSA, MSA	X	X				X					
HOTELS, MOTELS, AND OTHER LODGING PLACES											
United States	X	X	X	X		X					X
State	X	X	X	X		X					X
CMSA, PMSA, MSA	X	X				X					X

Report and geographic area	Information shown in reports by kind of business or industry category										
	Number of establishments	Receipts/Revenue (\$1,000)	Payroll (\$1,000)	Number of employees	Selected ratios	Receipts/revenue lines	Receipts size and employment size of establishments and firms	Concentration ratios of largest firms	Single units and multi-units	Legal form of organization	Selected topics
ZIP CODES											
United States	X	X	X	X							
State	X	X	X	X							
MISCELLANEOUS SUBJECTS											
United States	X	X	X	X							X
State	X	X									X
CMSA, PMSA, MSA	X	X									X

Contents

Pennsylvania

[Page numbers listed here omit the prefix that appears as part of the number of each page]

	Page
Introduction to the Economic Census	III
Census of Service Industries	V
Users' Guide for Locating Statistics in This Report by Table Number	VIII
Users' Guide for Locating Statistics in the 1992 Census of Service Industries Reports ...	IX
Summary of Findings	2

FIGURES

1. Percent Change in Receipts and Annual Payroll for Establishments of Firms Subject to Federal Income Tax: 1987 to 1992	3
2. Annual Payroll per Employee for Establishments of Firms Subject to Federal Income Tax: 1992 and 1987	4
Maps	5

TABLES

1a. Summary Statistics for Firms Subject to Federal Income Tax for the State: 1992 ..	7
1b. Summary Statistics for Firms Exempt From Federal Income Tax for the State: 1992	11
2a. Selected Ratios for Firms Subject to Federal Income Tax for the State: 1992	12
2b. Selected Ratios for Firms Exempt From Federal Income Tax for the State: 1992 ..	15
3a. Comparative Statistics for Firms Subject to Federal Income Tax for the State: 1992 and 1987	15
3b. Comparative Statistics for Firms Exempt From Federal Income Tax for the State: 1992 and 1987	19
4. Summary Statistics for Firms Subject to Federal Income Tax for Counties and for Places With 2,500 Inhabitants or More: 1992	20
5. Summary Statistics for Firms Subject to Federal Income Tax for Places With 350 Establishments or More: 1992	38
6. Summary Statistics for Firms Subject to Federal Income Tax for Counties With 350 Establishments or More: 1992	75
7a. Summary Statistics for Firms Subject to Federal Income Tax for Metropolitan Areas: 1992	126
7b. Summary Statistics for Firms Exempt From Federal Income Tax for Metropolitan Areas: 1992	169
8a. Summary Statistics for Firms Subject to Federal Income Tax for the Area Outside Metropolitan Areas: 1992	180
8b. Summary Statistics for Firms Exempt From Federal Income Tax for the Area Outside Metropolitan Areas: 1992	183
9. Places With 2,500 Inhabitants or More Ranked by Volume of Receipts of Firms Subject to Federal Income Tax: 1992	185
10. Counties Ranked by Volume of Receipts of Firms Subject to Federal Income Tax: 1992	188

APPENDIXES

A. General Explanation	A-1
B. Sample Report Form and Instructions	B-1
C. Kind-of-Business Titles and Reporting-Form Numbers	C-1
D. Metropolitan Areas	D-1
E. Percent of Receipts/Revenue Based on Administrative Records and Estimation for the State: 1992	E-1
F. Geographic Notes	F-1
G. Establishments in Business Any Time During Year and Establishments in Business at End of Year for the State: 1992 and 1987	G-1

Publication Program

Inside back cover

Summary of Findings

FIRMS SUBJECT TO FEDERAL INCOME TAX

Data from the 1992 Census of Service Industries show that Pennsylvania's 77,839 service industries establishments of firms with payroll that were subject to Federal income tax had receipts totaling \$49.4 billion. The 1992 data represent an increase of 48.6 percent in receipts for the State since 1987.

For establishments with payroll in 1992, receipts of offices and clinics of medical doctors totaled \$6.2 billion, compared with \$4.2 billion in 1987. Other leading service kinds of business in 1992 were engineering services with \$4.6 billion in receipts, legal services with \$4.4 billion, and computer programming, data processing, and other computer related services with \$3.2 billion.

There were 797,051 paid employees (full- and part-time) working in service industries in the State as of mid-March 1992, compared with 693,760 employees in 1987. Large employers included offices and clinics of doctors of medicine with 60,851 employees, help supply services with 56,153 employees, and hotels and motels with 44,611 employees.

ORGANIZATIONS EXEMPT FROM FEDERAL INCOME TAX

Data for the census show that Pennsylvania's 12,449 service industries establishments of firms and other organizations with payroll that were exempt from Federal income tax had revenue totaling \$26.5 billion and expenses of \$25.3 billion in 1992. The 1992 data represent an increase of 63.0 percent in expenses since 1987.

For establishments with payroll in 1992, revenue of hospitals totaled \$17.7 billion, compared with \$11.2 billion in 1987. Other leading classifications in 1992 were nursing and personal care facilities with revenue of \$1.5 billion, and residential care with \$943.3 million.

There were 514,258 paid employees (full- and part-time) as of mid-March 1992, compared with 425,641 employees in 1987. Hospitals had 290,397 employees; nursing and personal care facilities, 46,370 employees; and residential care, 28,794 employees.

Figure 1. **Percent Change in Receipts and Annual Payroll for Establishments of Firms Subject to Federal Income Tax: 1987 to 1992**

(Includes only establishments with payroll. For meaning of abbreviations and symbols, see introductory text)

Receipts 
Payroll 

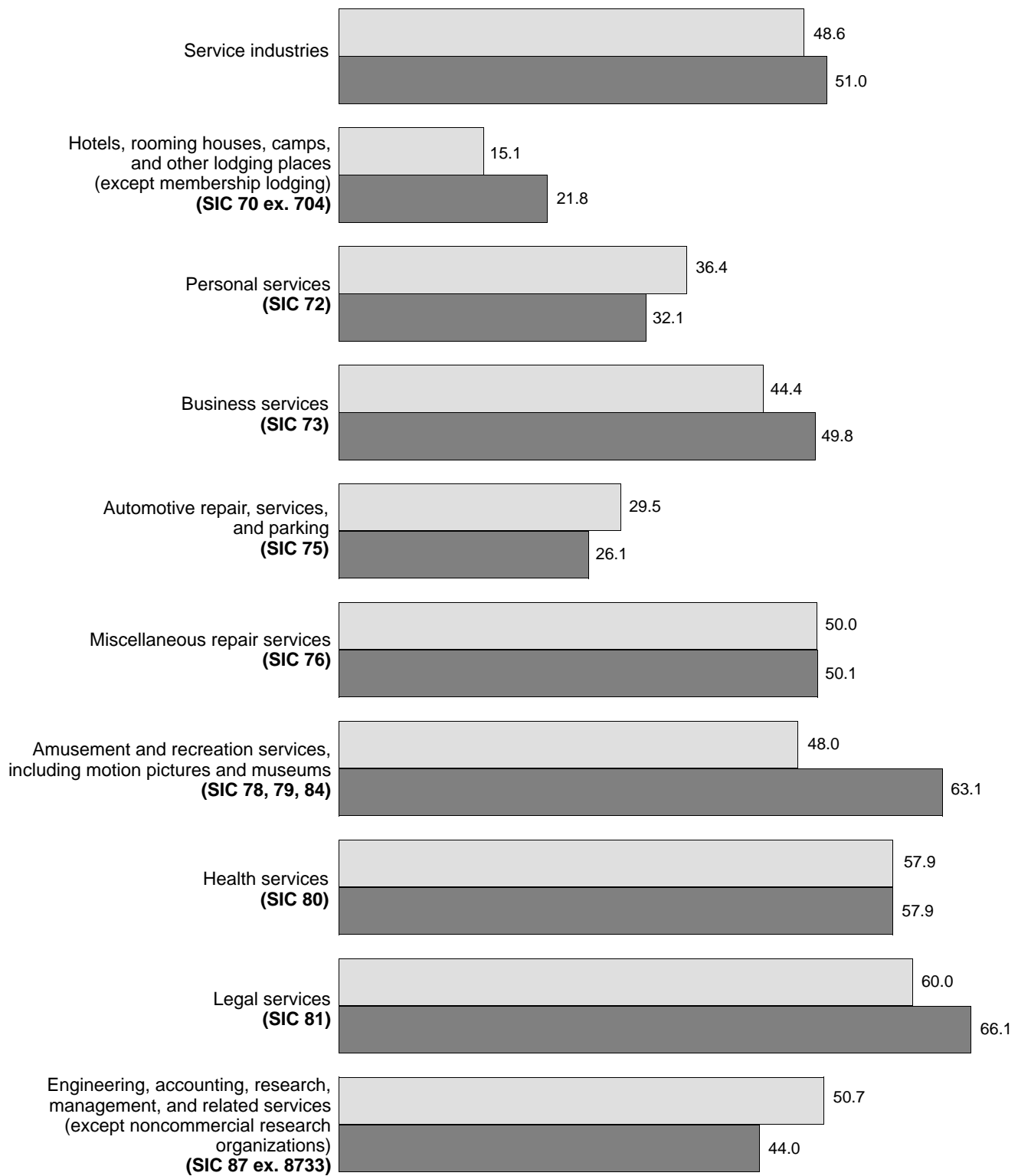



Figure 2. **Annual Payroll per Employee for Establishments of Firms Subject to Federal Income Tax: 1992 and 1987**

(In dollars. For meaning of abbreviations and symbols, see introductory text)

1992 
1987 

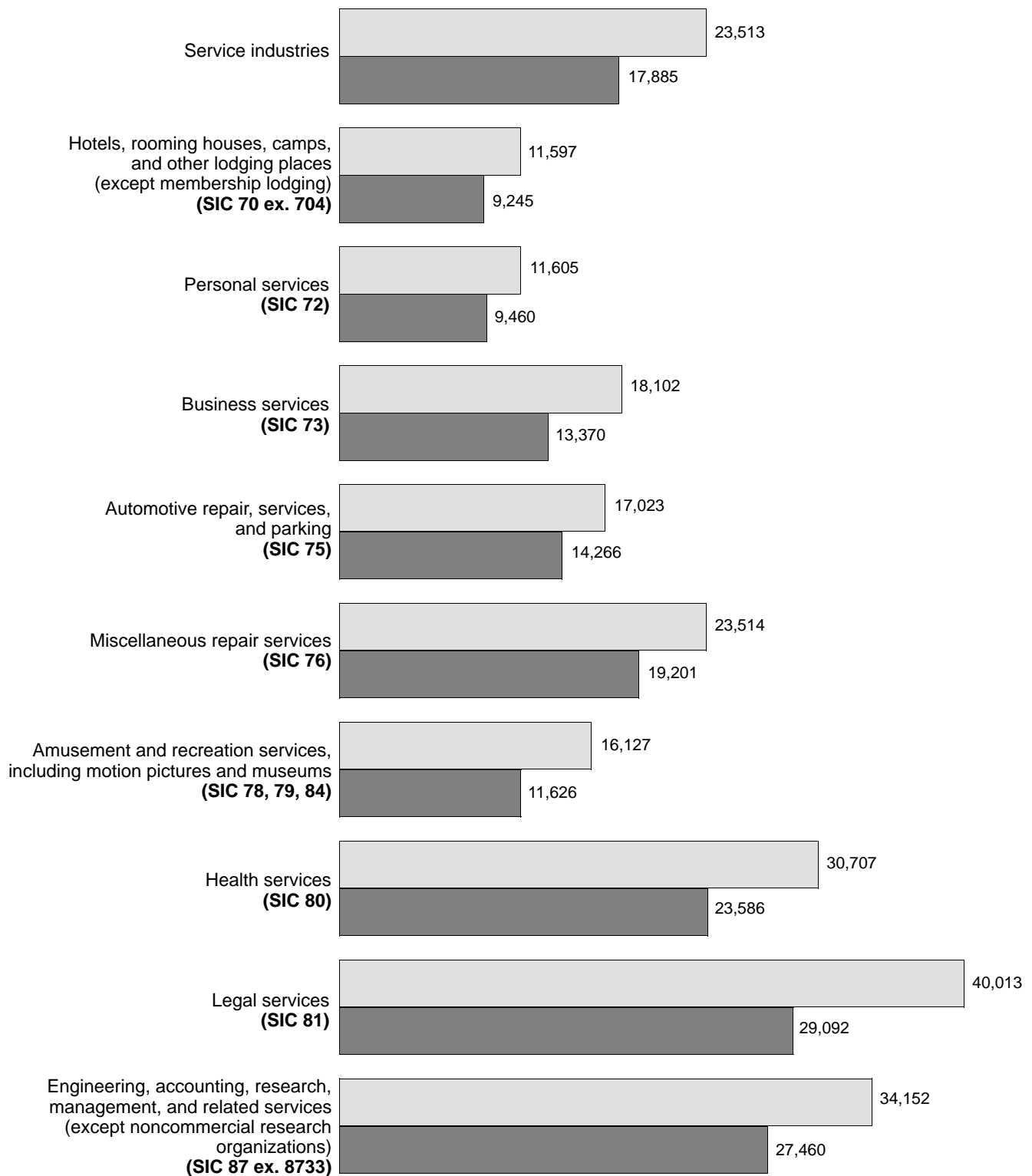




Table 1a. Summary Statistics for Firms Subject to Federal Income Tax for the State: 1992

[Includes only establishments with payroll. For meaning of abbreviations and symbols, see introductory text. For explanation of terms and comparability of 1987 and 1992 censuses, see appendix A]

SIC code	Kind of business or operation	Establishments (number)	Receipts (\$1,000)	Annual payroll (\$1,000)	First-quarter payroll (\$1,000)	Paid employees for pay period including March 12 (number)
	Total	77 839	49 382 550	18 740 764	4 236 631	797 051
70 ex. 704	Hotels, rooming houses, camps, and other lodging places (except membership lodging)	1 505	1 898 767	539 690	122 709	46 536
7011	Hotels and motels	1 197	1 777 324	507 100	117 073	44 611
7011 pt.	Hotels	628	1 433 990	423 560	99 086	35 928
7011 pt.	Hotels, 25 guestrooms or more	467	1 404 027	417 790	97 846	35 099
7011 pt.	Hotels, less than 25 guestrooms	161	29 963	5 770	1 240	829
7011 pt.	Motels, motor hotels, and tourist courts	569	343 334	83 540	17 987	8 683
7011 pt.	Motels, tourist courts	453	218 317	51 144	10 909	5 414
7011 pt.	Motor hotels	116	125 017	32 396	7 078	3 269
702, 3	Other lodging places	308	121 443	32 590	5 636	1 925
702	Rooming and boarding houses	79	18 043	4 472	1 060	444
703	Camps and recreational vehicle parks	229	103 400	28 118	4 576	1 481
7032	Sporting and recreational camps	74	40 060	9 058	868	571
7033	Recreational vehicle parks and campsites	155	63 340	19 060	3 708	910
72	Personal services	9 669	2 010 692	638 663	154 226	55 034
721	Laundry, cleaning, and garment services	1 908	701 875	222 259	54 654	16 335
7211	Power laundries, family and commercial*	50	18 869	8 325	1 924	609
7213	Linen supply*	50	122 445	43 392	11 023	2 546
7215	Coin-operated laundries and drycleaning	403	77 547	14 958	3 494	1 477
7215 pt.	Coin-operated laundries and drycleaning stores	385	45 527	9 027	2 220	1 239
7215 pt.	Coin-operated laundry routes	18	32 020	5 931	1 274	238
7216	Drycleaning plants, except rug cleaning*	892	196 682	69 720	16 076	6 412
7217	Carpet and upholstery cleaning	235	46 694	15 041	3 131	1 303
7218	Industrial laundries*	63	197 392	57 655	15 729	2 878
7212, 9	Other laundry, cleaning, and garment services*	215	42 246	13 168	3 277	1 110
7212	Garment pressing, and agents for laundries and drycleaners	90	11 912	3 431	829	318
7219	Laundry and garment services, n.e.c.*	125	30 334	9 737	2 448	792
722	Photographic studios, portrait	521	133 937	34 111	7 710	2 821
723, 4	Beauty and barber shops	5 237	544 067	223 824	52 537	21 912
723	Beauty shops	4 912	519 801	213 873	50 141	21 068
724	Barber shops	325	24 266	9 951	2 396	844
725	Shoe repair shops and shoeshine parlors	98	8 678	1 790	473	183
726	Funeral service and crematories	1 007	396 646	88 971	19 956	4 137
729	Miscellaneous personal services	898	225 489	67 708	18 896	9 646
7291	Tax return preparation services	245	40 979	18 830	7 730	5 256
7299	Miscellaneous personal services, n.e.c.	653	184 510	48 878	11 166	4 390
7299 pt.	Massage parlors, tanning salons, and saunas	160	4 878	1 478	1 168	604
7299 pt.	Other personal services	493	169 637	44 000	9 998	3 786
7299 pt.	Diet and weight reducing services	148	83 749	19 336	4 666	1 807
7299 pt.	Formal wear rental	96	26 030	6 534	1 291	557
7299 pt.	Other personal services, n.e.c.	249	59 858	18 130	4 041	1 422
73	Business services	11 618	9 745 391	3 961 851	933 038	218 864
731	Advertising	779	707 234	249 358	59 271	7 922
7311	Advertising agencies	583	447 085	174 486	41 458	4 903
7312	Outdoor advertising services	52	88 485	22 005	5 071	685
7313	Radio, television, publishers' advertising representatives	78	110 767	35 308	8 450	1 082
7313 pt.	Radio, television advertising representatives	35	52 317	16 434	4 215	522
7313 pt.	Publishers' advertising representatives	43	58 450	18 874	4 235	560
7319	Advertising, n.e.c.	66	60 897	17 559	4 292	1 252
732	Consumer credit reporting agencies, mercantile reporting agencies, and adjustment and collection agencies	249	236 252	79 281	18 382	3 831
7322	Adjustment and collection services	201	146 023	60 686	13 879	2 819
7323	Credit reporting services	48	90 229	18 595	4 503	1 012
733	Mailing, reproduction, commercial art and photography, and stenographic services	1 066	833 027	246 894	56 488	11 072
7331	Direct mail advertising services	187	440 940	127 733	29 169	6 079
7331 pt.	Mailing list compilers, brokers, and managers	41	32 152	11 024	1 998	357
7334	Direct mail advertising services, except mailing list services	146	408 788	116 709	27 171	5 722
7334 pt.	Photocopying and duplicating services	149	113 330	35 014	8 368	1 723
7334 pt.	Blueprinting and photocopying services	144	112 682	34 784	8 324	1 709
7334 pt.	Duplicating services, except printing and photocopying	5	648	230	44	14
7335, 6	Commercial photography, art, and graphics	554	205 254	59 339	13 190	2 152
7335	Commercial photography	125	35 609	10 166	2 238	433
7336	Commercial art and graphic design	429	169 645	49 173	10 952	1 719
7336 pt.	Commercial art	86	33 209	11 097	2 474	354
7336 pt.	Graphic arts and related design	343	136 436	38 076	8 478	1 365
7338	Secretarial and court reporting services	176	73 503	24 808	5 761	1 118
734	Services to dwellings and other buildings	2 273	901 249	445 504	103 707	42 740
7342	Disinfecting and pest control services	288	128 444	49 037	10 417	2 182
7349	Building cleaning and maintenance services, n.e.c.	1 985	772 805	396 467	93 290	40 558
735	Miscellaneous equipment rental and leasing	896	740 458	196 589	45 793	7 677
7352	Medical equipment rental and leasing	188	207 879	56 907	13 442	2 398
7353	Heavy construction equipment rental and leasing	141	128 669	40 458	9 659	1 362
7353 pt.	Rental and leasing of heavy construction equipment without operators	84	94 840	29 138	7 044	954
7353 pt.	Rental and leasing of heavy construction equipment with operators	57	33 829	11 320	2 615	408
7359	Equipment rental and leasing, n.e.c.	567	403 910	99 224	22 692	3 917
7359 pt.	Equipment rental	475	318 657	83 140	18 743	3 179
7359 pt.	Rent-to-own	110	57 819	11 032	2 560	542
7359 pt.	Equipment rental, except rent-to-own	365	260 838	72 108	16 183	2 637
7359 pt.	Equipment leasing, except finance leasing	92	85 253	16 084	3 949	738

Table 1a. Summary Statistics for Firms Subject to Federal Income Tax for the State: 1992—Con.

[Includes only establishments with payroll. For meaning of abbreviations and symbols, see introductory text. For explanation of terms and comparability of 1987 and 1992 censuses, see appendix A]

SIC code	Kind of business or operation	Establishments (number)	Receipts (\$1,000)	Annual payroll (\$1,000)	First-quarter payroll (\$1,000)	Paid employees for pay period including March 12 (number)
73	Business services—Con.					
736	Personnel supply services	1 271	1 303 184	870 673	197 310	61 372
7361	Employment agencies	502	176 511	86 901	19 105	5 219
7363	Help supply services	769	1 126 673	783 772	178 205	56 153
7363 pt.	Temporary help supply	630	965 496	666 422	150 849	50 446
7363 pt.	Help supply, except temporary	139	161 177	117 350	27 356	5 707
7363 pt.	Employee leasing	78	97 133	74 083	17 337	3 718
7363 pt.	Other help supply services	61	64 044	43 267	10 019	1 989
737	Computer programming, data processing, and other computer related services	2 248	3 172 392	1 156 879	281 820	31 460
7371, 2, 3	Computer programming, prepackaged software, and integrated systems	1 320	1 643 541	642 562	154 733	15 776
7371	Computer programming services	844	776 093	388 616	94 326	9 813
7372	Prepackaged software	271	421 043	119 157	27 876	2 576
7373	Computer integrated systems	205	446 405	134 789	32 531	3 387
7374, 5, 6	Data processing services	363	831 771	272 264	70 311	9 639
7374, 5	Computer processing, information retrieval	331	705 461	205 375	54 704	7 929
7374	Computer processing and data preparation and processing services	287	633 148	186 085	49 687	7 232
7375	Information retrieval services	44	72 313	19 290	5 017	697
7376	Computer facilities management services	32	126 310	66 889	15 607	1 710
7377, 8, 9	Computer rental and leasing, maintenance, and related services, n.e.c.	565	697 080	242 053	56 776	6 045
7377	Computer rental and leasing	39	47 092	9 575	2 154	219
7378	Computer maintenance and repair	186	369 047	131 617	31 530	3 128
7379	Computer related services, n.e.c.	340	280 941	100 861	23 092	2 698
7379 pt.	Computer consultants	270	171 224	80 555	18 556	2 099
7379 pt.	Miscellaneous computer services, n.e.c.	70	109 717	20 306	4 536	599
738	Miscellaneous business services	2 836	1 851 595	716 673	170 267	52 790
7381, 2	Detective agencies and protective services	505	466 100	268 194	64 319	22 907
7381	Detective, guard, and armored car services	386	326 827	219 076	52 144	21 055
7381 pt.	Detective agencies and guard services	361	313 387	211 927	49 944	20 584
7381 pt.	Armored car services	25	13 440	7 149	2 200	471
7382	Security systems services	119	139 273	49 118	12 175	1 852
7383	News syndicates	28	22 633	5 031	1 146	158
7384	Photofinishing laboratories*	289	161 386	43 379	12 325	3 115
7384 pt.	Photofinishing laboratories, except "one-hour" (mini) labs*	152	139 792	38 693	11 274	2 612
7384 pt.	One-hour (mini) photofinishing*	137	21 594	4 686	1 051	503
7389	Business services, n.e.c.	2 014	1 201 476	400 069	92 477	26 610
7389 pt.	Sign painting shops	92	15 623	4 397	1 051	270
7389 pt.	Interior designing	184	74 844	16 851	3 862	701
7389 pt.	Telephone answering services	140	49 935	26 056	5 709	2 565
7389 pt.	Other business services	1 598	1 061 074	352 765	81 855	23 074
7389 pt.	Water softening and conditioning services	69	(D)	(D)	(D)	FF
7389 pt.	Packaging and labeling services	75	105 029	40 770	9 497	2 231
7389 pt.	Trading stamp services	4	(D)	(D)	(D)	BB
7389 pt.	Miscellaneous business services	1 450	922 044	301 716	69 902	20 291
7389 pt.	Convention and trade show services	70	65 332	26 294	6 512	1 044
7389 pt.	Private mail centers	58	16 213	3 141	700	270
7389 pt.	Miscellaneous business services, n.e.c.	1 322	840 499	272 281	62 690	18 977
75	Automotive repair, services, and parking	7 972	2 998 307	637 492	153 205	37 448
751	Automotive rental and leasing, without drivers	467	793 149	122 337	30 844	6 215
7513	Truck rental and leasing, without drivers	229	431 882	65 458	17 175	2 518
7513 pt.	Truck rental, without drivers	139	307 120	40 052	9 760	1 545
7513 pt.	Truck leasing, except finance leasing	90	124 762	25 406	7 415	973
7514, 5	Passenger car rental and leasing	226	354 863	55 747	13 401	3 648
7514	Passenger car rental	189	315 963	52 180	12 587	3 487
7515	Passenger car leasing	37	38 900	3 567	814	161
7519	Utility trailer and recreational vehicle rental	12	6 404	1 132	268	49
752	Automobile parking	341	187 549	34 820	8 434	3 195
7521 pt.	Parking lots	245	92 841	16 474	3 834	1 648
7521 pt.	Parking structures	96	94 708	18 346	4 600	1 547
753	Automotive repair shops	6 345	1 829 044	428 774	101 980	22 888
7532	Top, body, and upholstery repair shops and paint shops	1 783	554 432	144 475	35 148	7 321
7532 pt.	Top and body repair shops	1 673	523 596	136 278	33 409	6 906
7532 pt.	Paint shops	110	30 836	8 197	1 739	415
7538	General automotive repair shops	3 421	874 654	189 675	45 080	10 809
7538 pt.	General automotive repair shops, except diesel	3 086	724 869	151 274	36 055	8 914
7538 pt.	Diesel repair shops	335	149 785	38 401	9 025	1 895
7533, 4, 6, 7, 9	Other automotive repair shops	1 141	399 958	94 624	21 752	4 758
7533	Automotive exhaust system repair shops	232	75 991	18 690	4 240	956
7534	Tire retreading and repair shops	92	87 464	16 055	3 175	733
7536	Automotive glass replacement shops	197	70 240	17 271	4 066	796
7537	Automotive transmission repair shops	258	62 350	17 145	4 069	851
7539	Automotive repair shops, n.e.c.	362	103 913	25 463	6 202	1 422
7539 pt.	Radiator repair	90	23 766	5 044	1 239	282
7539 pt.	Brake, front end, and wheel alignment	134	44 660	11 586	2 779	612
7539 pt.	Automotive electrical and fuel system services	102	22 731	6 077	1 515	367
7539 pt.	Carburetor repair shops	25	6 373	1 702	446	104
7539 pt.	Automotive electrical repair shops	77	16 358	4 375	1 069	263
7539 pt.	Other automotive repair shops, n.e.c.	36	12 756	2 756	669	161
754	Automotive services, except repair	819	188 565	51 561	11 947	5 150
7542	Carwashes	493	110 115	30 895	7 150	3 524
7549	Automotive services, except repair and carwashes	326	78 450	20 666	4 797	1 626
7549 pt.	Lubrication shops	130	40 325	11 456	2 533	945
7549 pt.	Other automotive services	196	38 125	9 210	2 264	681
7549 pt.	Towing services	117	21 387	5 321	1 289	386
7549 pt.	Other automotive services, n.e.c.	79	16 738	3 889	975	295

Table 1a. Summary Statistics for Firms Subject to Federal Income Tax for the State: 1992—Con.

[Includes only establishments with payroll. For meaning of abbreviations and symbols, see introductory text. For explanation of terms and comparability of 1987 and 1992 censuses, see appendix A]

SIC code	Kind of business or operation	Establishments (number)	Receipts (\$1,000)	Annual payroll (\$1,000)	First-quarter payroll (\$1,000)	Paid employees for pay period including March 12 (number)
76	Miscellaneous repair services -----	2 688	1 389 901	432 848	102 930	18 408
762	Electrical repair shops -----	804	478 625	170 498	40 443	7 006
7622	Radio and television repair shops -----	217	86 915	28 964	7 026	1 290
7623, 9	Other electrical and electronic repair shops -----	587	391 710	141 534	33 417	5 716
7623	Refrigeration and air-conditioning service and repair shops -----	122	79 008	20 943	4 834	716
7629	Electrical and electronic repair shops, n.e.c. -----	465	312 702	120 591	28 583	5 000
763	Watch, clock, and jewelry repair -----	78	15 786	4 574	1 128	287
764	Reupholstery and furniture repair -----	261	37 794	10 063	2 245	691
769	Miscellaneous repair and related services -----	1 545	857 696	247 713	59 114	10 424
7692	Welding repair -----	205	57 049	16 755	3 807	850
7694	Armature rewinding shops -----	107	157 907	50 086	12 360	1 777
7699	Repair shops and related services, n.e.c. -----	1 233	642 740	180 872	42 947	7 797
7699 pt.	Farm machinery and equipment repair -----	40	14 017	3 689	868	192
7699 pt.	Lawnmower and other small gasoline engine repair -----	86	21 460	5 431	1 310	273
7699 pt.	Sewer and septic tank cleaning services -----	100	70 833	20 557	4 939	837
7699 pt.	Other repair and related services, n.e.c. -----	1 007	536 430	151 195	35 830	6 495
78, 79, 84	Amusement and recreation services, including motion pictures and museums -----	4 447	2 425 910	692 582	142 281	42 945
781, 2	Motion picture production, distribution, and services -----	270	439 386	69 214	15 179	2 239
7812 pt.	Motion picture production, except for television -----	112	34 665	11 055	2 512	409
7812 pt.	Motion picture and tape production for television -----	55	78 484	18 551	3 187	274
7819	Services allied to motion picture production -----	65	73 808	20 297	4 783	765
7822 pt.	Motion picture film and tape distributors -----	29	242 060	16 033	3 880	686
7822 pt.	Motion picture film exchanges -----	15	58 989	3 069	660	101
7822 pt.	Video tape wholesalers -----	14	183 071	12 964	3 220	585
7822 pt.	Film and tape distribution for television -----	6	(D)	(D)	(D)	BB
7829	Services allied to motion picture distribution -----	3	(D)	(D)	(D)	AA
783	Motion picture theaters -----	270	219 478	30 338	7 284	4 178
7832	Motion picture theaters, except drive-in -----	230	215 897	29 745	7 233	4 132
7833	Drive-in motion picture theaters -----	40	3 581	593	51	46
784	Video tape rental -----	891	214 603	39 954	9 032	5 281
792	Theatrical producers (except motion picture), bands, orchestras, and entertainers -----	215	138 559	28 234	6 191	1 857
7922	Theatrical producers (except motion picture) and miscellaneous theatrical services -----	98	105 491	15 976	3 466	1 279
7922 pt.	Producers of live theatrical productions -----	38	8 904	2 457	490	367
7922 pt.	Producers of radio and television shows, except tape producers -----	3	(D)	(D)	(D)	BB
7922 pt.	Artists' and entertainers' managers or agents, concert bureaus, booking agents -----	32	37 830	4 423	992	385
7922 pt.	Other theatrical services -----	25	(D)	(D)	(D)	EE
7929	Bands, orchestras, actors, and other entertainers and entertainment groups -----	117	33 068	12 258	2 725	578
7929 pt.	Dance groups and artists -----	4	(D)	(D)	(D)	CC
7929 pt.	Symphony orchestras, opera companies, and chamber music organizations -----	1	(D)	(D)	(D)	AA
7929 pt.	Other music and entertainment presentations -----	112	(D)	(D)	(D)	EE
7929 pt.	Other music groups and artists -----	53	16 842	5 924	1 210	305
7929 pt.	Other entertainers and entertainment groups -----	59	(D)	(D)	(D)	CC
793	Bowling centers -----	314	106 529	29 089	7 660	3 535
79 ex. 792, 3, 84	Commercial sports and other amusement and recreation services, including museums -----	2 487	1 307 355	495 753	96 935	25 855
794	Commercial sports -----	125	367 061	239 406	46 661	4 237
7941	Professional sports clubs, managers, promoters -----	37	157 464	194 344	37 875	1 630
7941 pt.	Baseball clubs -----	3	(D)	(D)	(D)	EE
7941 pt.	Football clubs -----	2	(D)	(D)	(D)	CC
7941 pt.	Other professional sports clubs -----	7	53 103	44 793	15 633	360
7941 pt.	Managers and promoters -----	25	16 190	4 455	629	554
7948	Racing, including track operation -----	88	209 597	45 062	8 786	2 607
7948 pt.	Auto racetrack operation -----	29	24 940	3 432	498	379
7948 pt.	Horse racetrack operation -----	6	150 768	30 269	6 558	1 954
7948 pt.	Dog racetrack operation -----	-	-	-	-	-
7948 pt.	Racing stables and racing, n.e.c. -----	53	33 889	11 361	1 730	274
79 ex. 792, 3, 4; 84	Other amusement and recreation services, including museums -----	2 362	940 294	256 347	50 274	21 618
791	Dance studios, schools, and halls -----	196	21 323	5 178	1 357	836
7991	Physical fitness facilities -----	402	138 425	38 606	9 280	4 831
7991 pt.	Physical fitness centers, except gymnasiums and athletic clubs -----	341	111 983	31 071	7 309	3 842
7991 pt.	Gymnasiums and athletic clubs -----	61	26 442	7 535	1 971	989
7992	Public golf courses -----	247	132 076	37 230	5 548	2 101
7993	Coin-operated amusement devices -----	282	107 949	21 139	4 674	1 321
7996	Amusement parks -----	36	135 245	41 322	5 100	1 637
7997	Membership sports and recreation clubs -----	278	146 094	47 425	9 222	3 562
7999, 84	Amusement and recreation services, including museums, n.e.c. -----	921	259 182	65 447	15 093	7 330
7999 pt.	Concession operators of amusement devices and rides -----	54	11 498	2 516	316	206
7999 pt.	Carnivals, circuses, and fairs -----	22	9 358	2 474	466	168
7999 pt.	Carnivals and circuses -----	14	5 620	1 543	298	112
7999 pt.	Fairs -----	8	3 738	931	168	56
7999 pt., 84	Other recreation and amusements, including museums -----	845	238 326	60 457	14 311	6 956
84	Museums, art galleries, and botanical and zoological gardens -----	23	4 991	1 350	225	103
841	Museums and art galleries -----	18	3 718	830	162	76
842	Arboreta and botanical or zoological gardens -----	5	1 273	520	63	27
7999 pt.	Roller skating rinks -----	71	12 284	3 097	843	684
7999 pt.	Ice skating rinks -----	17	7 445	1 687	481	209
7999 pt.	Other amusement and recreation services, n.e.c. -----	734	213 606	54 323	12 762	5 960

Table 1a. Summary Statistics for Firms Subject to Federal Income Tax for the State: 1992—Con.

[Includes only establishments with payroll. For meaning of abbreviations and symbols, see introductory text. For explanation of terms and comparability of 1987 and 1992 censuses, see appendix A]

SIC code	Kind of business or operation	Establishments (number)	Receipts (\$1,000)	Annual payroll (\$1,000)	First-quarter payroll (\$1,000)	Paid employees for pay period including March 12 (number)
80	Health services	21 740	12 632 870	5 662 003	1 200 182	184 391
801	Offices and clinics of doctors of medicine	9 347	6 183 845	3 231 391	646 806	60 851
8011 pt.	Offices of doctors of medicine	9 211	5 992 889	3 151 170	630 575	59 016
8011 pt.	General medical clinics	136	190 956	80 221	16 231	1 835
802	Offices and clinics of dentists	5 316	1 571 424	545 434	121 842	25 776
8021 pt.	Offices of dentists	5 295	1 565 659	543 054	121 330	25 673
8021 pt.	Dental clinics	21	5 765	2 380	512	103
803	Offices and clinics of doctors of osteopathy	1 062	447 326	200 788	40 704	5 882
8031 pt.	Offices of osteopathic physicians	1 039	439 324	197 606	39 978	5 753
8031 pt.	Osteopathic clinics	23	8 002	3 182	726	129
804	Offices and clinics of other health practitioners	3 667	1 032 343	330 710	71 163	15 223
8041	Offices and clinics of chiropractors	1 310	293 051	78 006	17 009	4 293
8042	Offices and clinics of optometrists	869	246 226	62 361	14 446	3 521
8043	Offices and clinics of podiatrists	589	118 882	33 953	7 731	1 899
8049	Offices and clinics of health practitioners, n.e.c.	899	374 184	156 390	31 977	5 510
805	Nursing and personal care facilities	598	1 419 068	628 102	150 777	41 685
8051	Skilled nursing care facilities	380	1 243 818	548 299	131 615	35 786
8052	Intermediate care facilities	78	94 577	44 454	10 744	2 982
8059	Nursing and personal care facilities, n.e.c.	140	80 673	35 349	8 418	2 917
806	Hospitals	25	319 412	126 847	31 421	5 127
8062	General medical and surgical hospitals	1	(D)	(D)	(D)	CC
8063, 9	Specialty hospitals	24	(D)	(D)	(D)	HH
8063	Psychiatric hospitals	11	(D)	(D)	(D)	GG
8069	Specialty hospitals, except psychiatric	13	(D)	(D)	(D)	HH
807, 8, 9	Other health services	1 725	1 659 452	598 731	137 469	29 847
807	Medical and dental laboratories	754	720 751	216 557	50 329	8 799
8071	Medical laboratories	498	653 541	187 562	43 533	7 322
8072	Dental laboratories	256	67 210	28 995	6 796	1 477
808	Home health care services	364	385 688	174 954	40 935	13 555
809	Miscellaneous health and allied services, n.e.c.	607	553 013	207 220	46 205	7 493
8092	Kidney dialysis centers	62	124 492	-35 372	8 084	1 400
8093	Specialty outpatient facilities, n.e.c.	379	332 046	147 077	32 731	4 820
8099	Health and allied services, n.e.c.	166	96 475	24 771	5 390	1 273
81	Legal services	5 943	4 397 463	1 720 158	363 193	42 990
823, 4, 9	Selected educational services	479	309 708	105 593	25 515	6 484
823	Libraries	9	462	167	39	23
824	Vocational schools	186	195 280	62 009	15 132	3 400
8243	Data processing schools	58	28 794	10 561	2 636	521
8244	Business and secretarial schools	43	53 007	20 430	4 809	1 049
8249	Vocational schools, n.e.c.	85	113 479	31 018	7 687	1 830
829	Schools and educational services, n.e.c.	284	113 966	43 417	10 344	3 061
83	Social services	2 338	711 815	312 776	72 860	25 951
835	Child day care services	1 294	191 117	91 804	21 644	11 025
832, 3, 6, 9	Other social services	1 044	520 698	220 972	51 216	14 926
832	Individual and family social services	222	71 511	29 834	6 332	1 776
833	Job training and vocational rehabilitation services	111	114 892	57 530	13 447	2 579
836	Residential care	639	307 916	122 352	28 455	10 072
839	Social services, n.e.c.	72	26 379	11 256	2 982	499
87 ex. 8733	Engineering, accounting, research, management, and related services (except noncommercial research organizations)	8 848	10 464 132	3 879 384	930 712	113 593
871	Engineering, architectural, and surveying services	2 768	5 211 685	1 777 097	424 179	46 943
8711	Engineering services	1 797	4 586 375	1 498 826	362 924	38 666
8712	Architectural services	641	545 003	240 810	53 041	6 610
8713	Surveying services	330	80 307	37 461	8 214	1 667
872	Accounting, auditing, and bookkeeping services	2 803	1 506 155	598 701	143 479	21 730
873 ex. 8733	Research, development, and testing services (except noncommercial research organizations)	602	1 253 067	525 818	133 940	16 117
8731	Commercial physical and biological research	138	701 136	283 845	73 336	5 909
8731 pt.	Commercial physical research	86	431 506	174 189	44 651	3 873
8731 pt.	Commercial medical and biological research	52	269 630	109 656	28 685	2 036
8732	Commercial economic, sociological, and educational research	231	317 761	143 073	36 438	6 337
8734	Testing laboratories	233	234 170	98 900	24 166	3 871
874	Management and public relations services	2 675	2 493 225	977 768	229 114	28 803
8741	Management services	769	1 449 066	520 318	125 615	16 508
8742	Management consulting services	1 330	793 127	350 403	79 877	8 636
8743	Public relations services	134	62 524	24 576	5 485	705
8744	Facilities support management services	24	36 022	18 566	4 165	663
8748	Business consulting services, n.e.c.	418	152 486	63 905	13 972	2 291
89	Services, n.e.c.	592	397 594	157 724	35 780	4 407
8999 pt.	Scientific and related consulting services, except environmental	138	91 292	45 485	10 004	1 147
8999 pt.	Other services	454	306 302	112 239	25 776	3 260
8999 pt.	Environmental consulting	206	250 363	92 135	21 631	2 430
8999 pt.	Authors, composers, and other arts-related services	58	17 200	5 788	1 291	156
8999 pt.	Other services, n.e.c.	190	38 739	14 316	2 854	674

Table 1b. Summary Statistics for Firms Exempt From Federal Income Tax for the State: 1992

[Includes only establishments with payroll. For meaning of abbreviations and symbols, see introductory text. For explanation of terms and comparability of 1987 and 1992 censuses, see appendix A]

SIC code	Kind of business or operation	Establishments (number)	Revenue (\$1,000)	Annual payroll (\$1,000)	First-quarter payroll (\$1,000)	Paid employees for pay period including March 12 (number)
	Total	12 449	26 516 112	11 490 135	2 768 830	514 258
7032, 704	Camps and membership lodging	224	45 763	10 610	1 838	886
7032	Sporting and recreational camps	72	25 235	7 561	974	466
704	Organization hotels and lodging houses, on membership basis	152	20 528	3 049	864	420
792, 7991 pt., 7997, 7999 pt., 84	Selected amusement, recreation, and related services	770	707 435	259 556	53 716	16 350
792	Theatrical producers (except motion picture), bands, orchestras, and entertainers	135	120 797	49 979	12 603	2 892
7922	Theatrical producers (except motion picture) and miscellaneous theatrical services	73	54 374	17 384	4 256	1 103
7922 pt.	Producers of live theatrical productions	54	44 052	14 826	3 579	925
7922 pt.	Producers of radio and television shows, except tape	1	(D)	(D)	(D)	AA
7922 pt.	Artists' and entertainers' managers or agents, concert bureaus, booking agents	1	(D)	(D)	(D)	AA
7922 pt.	Other theatrical services	17	(D)	(D)	(D)	CC
7929	Bands, orchestras, actors, and other entertainers and entertainment groups	62	66 423	32 595	8 347	1 789
7929 pt.	Dance groups and artists	10	8 496	3 667	910	215
7929 pt.	Symphony orchestras, opera companies, and chamber music organizations	30	50 611	27 214	7 031	1 465
7929 pt.	Other music groups and artists	18	6 290	1 477	354	95
7929 pt.	Other entertainers and entertainment groups	4	1 026	237	52	14
7991 pt., 7997	Gymnasiums, athletic clubs, and membership sports and recreation clubs	482	377 676	149 535	27 079	9 906
7991 pt.	Gymnasiums and athletic clubs	14	10 872	4 568	1 070	587
7997	Membership sports and recreation clubs	468	366 804	144 967	26 009	9 319
7999 pt.	Fairs	27	16 071	2 206	232	140
84	Museums, art galleries, and botanical and zoological gardens	126	192 891	57 836	13 802	3 412
841	Museums and art galleries	113	(D)	(D)	(D)	HH
842	Arboreta and botanical or zoological gardens	13	(D)	(D)	(D)	FF
8011 pt.; 8021 pt.; 805, 6, 8, 9	Selected health services	1 601	20 522 828	9 304 398	2 252 562	362 155
8011 pt., 8021 pt.	Clinics of doctors of medicine and dentists	237	559 657	261 861	63 426	6 518
8011 pt.	General medical clinics	234	(D)	(D)	(D)	II
8021 pt.	Dental clinics	3	(D)	(D)	(D)	BB
805	Nursing and personal care facilities	515	1 497 270	688 647	164 978	46 370
8051	Skilled nursing care facilities	289	1 257 828	571 366	137 461	37 431
8052	Intermediate care facilities	197	186 373	95 949	22 545	7 356
8059	Nursing and personal care facilities, n.e.c.	29	53 069	21 332	4 972	1 583
806	Hospitals	289	17 700 037	7 981 360	1 935 935	290 397
8062	General medical and surgical hospitals	229	15 485 156	6 873 855	1 669 060	253 828
8062 pt.	General medical and surgical hospitals, nongovernment	217	14 951 256	6 558 275	1 593 121	244 869
8062 pt.	General medical and surgical hospitals, government	12	533 900	315 580	75 939	8 959
8063, 9	Specialty hospitals	60	2 214 881	1 107 505	266 875	36 569
8063	Psychiatric hospitals	29	936 739	576 886	138 776	17 754
8063 pt.	Psychiatric hospitals, nongovernment	13	326 935	168 715	39 423	5 567
8063 pt.	Psychiatric hospitals, government	16	609 804	408 171	99 353	12 187
8069	Specialty hospitals, except psychiatric	31	1 278 142	530 619	128 099	18 815
8069 pt.	Specialty hospitals, except psychiatric; nongovernment	29	(D)	(D)	(D)	JJ
8069 pt.	Specialty hospitals, except psychiatric; government	2	(D)	(D)	(D)	FF
808, 9	Other health services	560	765 864	372 530	88 223	18 870
808	Home health care services	165	292 663	152 999	35 308	8 338
809	Miscellaneous health and allied services, n.e.c.	395	473 201	219 531	52 915	10 532
8092	Kidney dialysis centers	8	(D)	(D)	(D)	CC
8093	Specialty outpatient facilities, n.e.c.	267	285 149	148 166	35 507	7 447
8099	Health and allied services, n.e.c.	120	(D)	(D)	(D)	HH
8111 pt.	Legal aid societies and similar legal services	85	54 811	33 905	8 211	1 145
823, 4, 9	Selected educational services	546	195 645	71 449	17 604	5 959
823	Libraries	327	82 108	32 364	8 205	3 024
824	Vocational schools	54	35 226	11 974	2 862	789
8243	Data processing schools	-	-	-	-	-
8244	Business and secretarial schools	3	2 904	1 215	292	76
8249	Vocational schools, n.e.c.	51	32 322	10 759	2 570	713
829	Schools and educational services, n.e.c.	165	78 311	27 111	6 537	2 146
83	Social services	4 318	2 954 369	1 181 798	285 162	86 846
835	Child day care services	744	170 661	89 243	21 715	9 324
832, 3, 6, 9	Other social services	3 574	2 783 708	1 092 555	263 447	77 522
832	Individual and family social services	1 525	744 919	335 403	80 341	23 308
833	Job training and vocational rehabilitation services	283	285 202	137 412	32 946	14 847
836	Residential care	1 015	943 282	434 294	104 420	28 794
839	Social services, n.e.c.	751	810 305	185 446	45 740	10 573
861, 2, 4, 9	Selected membership organizations	4 631	1 516 859	443 076	107 038	35 100
861	Business associations	499	217 603	72 982	17 588	2 757
864	Civic, social, and fraternal associations	3 325	740 492	198 643	47 778	23 561
862, 9	Other membership organizations	807	558 764	171 451	41 672	8 782
862	Professional membership organizations	267	326 625	93 043	22 696	3 387
869	Membership organizations, n.e.c.	540	232 139	78 408	18 976	5 395

Table 1b. Summary Statistics for Firms Exempt From Federal Income Tax for the State: 1992—Con.

[Includes only establishments with payroll. For meaning of abbreviations and symbols, see introductory text. For explanation of terms and comparability of 1987 and 1992 censuses, see appendix A]

SIC code	Kind of business or operation	Establishments (number)	Revenue (\$1,000)	Annual payroll (\$1,000)	First-quarter payroll (\$1,000)	Paid employees for pay period including March 12 (number)
873, 4 ex. 8744	Research, testing, and consulting services, except facilities support management services -----	274	518 402	185 343	42 699	5 817
873	Research, development, and testing services -----	180	301 768	122 805	28 804	3 964
8731	Commercial physical and biological research -----	26	72 829	25 298	5 622	782
8732	Commercial economic, sociological, and educational research -----	22	(D)	(D)	(D)	BB
8733	Noncommercial research organizations -----	122	209 547	88 708	21 096	2 912
8734	Testing laboratories -----	10	(D)	(D)	(D)	CC
874 ex. 8744	Management and public relations services, except facilities support management services -----	94	216 634	62 538	13 895	1 853
8741	Management services -----	34	49 678	24 244	5 332	700
8742	Management consulting services -----	23	22 631	10 560	2 523	259
8743	Public relations services -----	6	761	315	76	15
8748	Business consulting services, n.e.c. -----	31	143 564	27 419	5 964	879

Table 2a. Selected Ratios for Firms Subject to Federal Income Tax for the State: 1992

[Includes only establishments with payroll. For meaning of abbreviations and symbols, see introductory text. For explanation of terms and comparability of 1987 and 1992 censuses, see appendix A]

SIC code	Kind of business or operation	Receipts		Annual payroll per employee ¹ (dollars)	Employees per establishment ¹ (number)
		Per establishment (dollars)	Per employee ¹ (dollars)		
	Total -----	634 419	61 957	23 513	10
70 ex. 704	Hotels, rooming houses, camps, and other lodging places (except membership lodging) -----	1 261 639	40 802	11 597	31
7011	Hotels and motels -----	1 484 815	39 840	11 367	37
7011 pt.	Hotels -----	2 283 424	39 913	11 789	57
7011 pt.	Hotels, 25 guestrooms or more -----	3 006 482	40 002	11 903	75
7011 pt.	Hotels, less than 25 guestrooms -----	186 106	36 144	6 960	5
7011 pt.	Motels, motor hotels, and tourist courts -----	603 399	39 541	9 621	15
7011 pt.	Motels, tourist courts -----	481 936	40 325	9 447	12
7011 pt.	Motor hotels -----	1 077 733	38 243	9 910	28
702, 3	Other lodging places -----	394 295	63 087	16 930	6
702	Rooming and boarding houses -----	228 392	40 637	10 072	6
703	Camps and recreational vehicle parks -----	451 528	69 818	18 986	6
72	Personal services -----	207 952	36 535	11 605	6
721	Laundry, cleaning, and garment services -----	367 859	42 968	13 606	9
7211	Power laundries, family and commercial* -----	377 380	30 984	13 670	12
7213	Linen supply* -----	2 448 900	48 093	17 043	51
7215	Coin-operated laundries and drycleaning -----	192 424	52 503	10 127	4
7216	Drycleaning plants, except rug cleaning* -----	220 496	30 674	10 873	7
7217	Carpet and upholstery cleaning -----	198 698	35 836	11 543	6
7218	Industrial laundriers* -----	3 133 206	68 587	20 033	46
7212, 9	Other laundry, cleaning, and garment services* -----	196 493	38 059	11 863	5
7212	Garment pressing, and agents for laundries and drycleaners -----	132 356	37 459	10 789	4
7219	Laundry and garment services, n.e.c.* -----	242 672	38 301	12 294	6
722	Photographic studios, portrait -----	257 077	47 479	12 092	5
723, 4	Beauty and barber shops -----	103 889	24 830	10 215	4
723	Beauty shops -----	105 823	24 673	10 152	4
724	Barber shops -----	74 665	28 751	11 790	3
725	Shoe repair shops and shoeshine parlors -----	88 551	47 421	9 781	2
726	Funeral service and crematories -----	393 889	95 878	21 506	4
729	Miscellaneous personal services -----	251 101	23 376	7 019	11
7291	Tax return preparation services -----	167 261	7 797	3 583	21
7299	Miscellaneous personal services, n.e.c. -----	282 557	42 030	11 134	7
73	Business services -----	838 818	44 527	18 102	19
731	Advertising -----	907 874	89 275	31 477	10
7311	Advertising agencies -----	766 870	91 186	35 588	8
7312	Outdoor advertising services -----	1 701 635	129 175	32 124	13
7313	Radio, television, publishers' advertising representatives -----	1 420 090	102 372	32 632	14
7319	Advertising, n.e.c. -----	922 682	48 640	14 025	19
732	Consumer credit reporting agencies, mercantile reporting agencies, and adjustment and collection agencies -----	948 803	61 668	20 695	15
7322	Adjustment and collection services -----	726 483	51 800	21 527	14
7323	Credit reporting services -----	1 879 771	89 159	18 375	21
733	Mailing, reproduction, commercial art and photography, and stenographic services -----	781 451	75 237	22 299	10
7331	Direct mail advertising services -----	2 357 968	72 535	21 012	33
7334	Photocopying and duplicating services -----	760 604	65 775	20 322	12
7335, 6	Commercial photography, art, and graphics -----	370 495	95 378	27 574	4
7335	Commercial photography -----	284 872	82 238	23 478	3
7336	Commercial art and graphic design -----	395 443	98 688	28 606	4
7338	Secretarial and court reporting services -----	417 631	65 745	22 190	6
734	Services to dwellings and other buildings -----	396 502	21 087	10 424	19
7342	Disinfecting and pest control services -----	445 986	58 865	22 473	8
7349	Building cleaning and maintenance services, n.e.c. -----	389 322	19 054	9 775	20

See footnotes at end of table.

Table 2a. **Selected Ratios for Firms Subject to Federal Income Tax for the State: 1992** — Con.

[Includes only establishments with payroll. For meaning of abbreviations and symbols, see introductory text. For explanation of terms and comparability of 1987 and 1992 censuses, see appendix A]

SIC code	Kind of business or operation	Receipts		Annual payroll per employee ¹ (dollars)	Employees per establishment ¹ (number)
		Per establishment (dollars)	Per employee ¹ (dollars)		
73	Business services—Con.				
735	Miscellaneous equipment rental and leasing -----	826 404	96 451	25 608	9
7352	Medical equipment rental and leasing -----	1 105 739	86 688	23 731	13
7353	Heavy construction equipment rental and leasing -----	912 546	94 471	29 705	10
7359	Equipment rental and leasing, n.e.c. -----	712 363	103 117	25 332	7
736	Personnel supply services -----	1 025 322	21 234	14 187	48
7361	Employment agencies -----	351 616	33 821	16 651	10
7363	Help supply services -----	1 465 114	20 064	13 958	73
7363 pt.	Temporary help supply -----	1 532 533	19 139	13 211	80
7363 pt.	Help supply, except temporary -----	1 159 547	28 242	20 562	41
737	Computer programming, data processing, and other computer related services -----	1 411 206	100 839	36 773	14
7371, 2, 3	Computer programming, prepackaged software, and integrated systems -----	1 245 107	104 180	40 730	12
7371	Computer programming services -----	919 541	79 088	39 602	12
7372	Prepackaged software -----	1 553 864	163 448	46 257	10
7373	Computer integrated systems -----	2 177 585	131 800	39 796	17
7374, 5, 6	Data processing services -----	2 291 380	86 292	28 246	27
7374, 5	Computer processing, information retrieval -----	2 131 302	88 972	25 902	24
7376	Computer facilities management services -----	3 947 188	73 865	39 116	53
7377, 8, 9	Computer rental and leasing, maintenance, and related services, n.e.c. -----	1 233 770	115 315	40 042	11
7377	Computer rental and leasing -----	1 207 487	215 032	43 721	6
7378	Computer maintenance and repair -----	1 984 124	117 982	42 077	17
7379	Computer related services, n.e.c. -----	826 297	104 129	37 384	8
738	Miscellaneous business services -----	652 890	35 075	13 576	19
7381, 2	Detective agencies and protective services -----	922 970	20 347	11 708	45
7381	Detective, guard, and armored car services -----	846 702	15 523	10 405	55
7382	Security systems services -----	1 170 361	75 201	26 522	16
7383	News syndicates -----	808 321	143 247	31 842	6
7384	Photofinishing laboratories* -----	558 429	51 809	13 926	11
7389	Business services, n.e.c. -----	596 562	45 151	15 035	13
7389 pt.	Sign painting shops -----	169 815	57 863	16 285	3
7389 pt.	Interior designing -----	406 761	106 767	24 039	4
7389 pt.	Telephone answering services -----	356 679	19 468	10 158	18
7389 pt.	Other business services -----	664 001	45 986	15 288	14
75	Automotive repair, services, and parking -----	376 105	80 066	17 023	5
751	Automotive rental and leasing, without drivers -----	1 698 392	127 619	19 684	13
7513	Truck rental and leasing, without drivers -----	1 885 948	171 518	25 996	11
7514, 5	Passenger car rental and leasing -----	1 570 190	97 276	15 282	16
7514	Passenger car rental -----	1 671 762	90 612	14 964	18
7515	Passenger car leasing -----	1 051 351	241 615	22 155	4
7519	Utility trailer and recreational vehicle rental -----	533 667	130 694	23 102	4
752	Automobile parking -----	549 997	58 701	10 898	9
753	Automotive repair shops -----	288 265	79 913	18 734	4
7532	Top, body, and upholstery repair shops and paint shops -----	310 955	75 732	19 734	4
7532 pt.	Top and body repair shops -----	312 968	75 818	19 733	4
7532 pt.	Paint shops -----	280 327	74 304	19 752	4
7538	General automotive repair shops -----	255 672	80 919	17 548	3
7538 pt.	General automotive repair shops, except diesel -----	234 890	81 318	16 970	3
7538 pt.	Diesel repair shops -----	447 119	79 042	20 264	6
7533, 4, 6, 7, 9	Other automotive repair shops -----	350 533	84 060	19 887	4
7533	Automotive exhaust system repair shops -----	327 547	79 488	19 550	4
7534	Tire retreading and repair shops -----	950 696	119 323	21 903	8
7536	Automotive glass replacement shops -----	356 548	88 241	21 697	4
7537	Automotive transmission repair shops -----	241 667	73 267	20 147	3
7539	Automotive repair shops, n.e.c. -----	287 052	73 075	17 906	4
7539 pt.	Radiator repair -----	264 067	84 277	17 887	3
7539 pt.	Brake, front end, and wheel alignment -----	333 284	72 974	18 931	5
7539 pt.	Automotive electrical and fuel system services -----	222 853	61 937	16 559	4
7539 pt.	Other automotive repair shops, n.e.c. -----	354 333	79 230	17 118	4
754	Automotive services, except repair -----	230 238	36 615	10 012	6
7542	Carwashes -----	223 357	31 247	8 767	7
7549	Automotive services, except repair and carwashes -----	240 644	48 247	12 710	5
76	Miscellaneous repair services -----	517 076	75 505	23 514	7
762	Electrical repair shops -----	595 305	68 316	24 336	9
7622	Radio and television repair shops -----	400 530	67 376	22 453	6
7623, 9	Other electrical and electronic repair shops -----	667 308	68 529	24 761	10
7623	Refrigeration and air-conditioning service and repair shops -----	647 607	110 346	29 250	6
7629	Electrical and electronic repair shops, n.e.c. -----	672 477	62 540	24 118	11
763	Watch, clock, and jewelry repair -----	202 385	55 003	15 937	4
764	Reupholstery and furniture repair -----	144 805	54 695	14 563	3
769	Miscellaneous repair and related services -----	555 143	82 281	23 764	7
7692	Welding repair -----	278 288	67 116	19 712	4
7694	Armature rewinding shops -----	1 475 766	88 862	28 186	17
7699	Repair shops and related services, n.e.c. -----	521 281	82 434	23 198	6
78, 79, 84	Amusement and recreation services, including motion pictures and museums -----	545 516	56 489	16 127	10
781, 2	Motion picture production, distribution, and services -----	1 627 356	196 242	30 913	8
783	Motion picture theaters -----	812 881	52 532	7 261	15
7832	Motion picture theaters, except drive-in -----	938 683	52 250	7 199	18
7833	Drive-in motion picture theaters -----	89 525	77 848	12 891	1
784	Video tape rental -----	240 856	40 637	7 566	6

See footnotes at end of table.

Table 2a. **Selected Ratios for Firms Subject to Federal Income Tax for the State: 1992** — Con.

[Includes only establishments with payroll. For meaning of abbreviations and symbols, see introductory text. For explanation of terms and comparability of 1987 and 1992 censuses, see appendix A]

SIC code	Kind of business or operation	Receipts		Annual payroll per employee ¹ (dollars)	Employees per establishment ¹ (number)
		Per establishment (dollars)	Per employee ¹ (dollars)		
78, 79, 84	Amusement and recreation services, including motion pictures and museums—Con.				
792	Theatrical producers (except motion picture), bands, orchestras, and entertainers -----	644 460	74 614	15 204	9
7922	Theatrical producers (except motion picture) and miscellaneous theatrical services -----	1 076 439	82 479	12 491	13
7929	Bands, orchestras, actors, and other entertainers and entertainment groups -----	282 632	57 211	21 208	5
793	Bowling centers -----	339 264	30 136	8 229	11
79 ex. 792, 3, 84	Commercial sports and other amusement and recreation services, including museums -----	525 676	50 565	19 174	10
794	Commercial sports -----	2 936 488	86 632	56 504	34
7941	Professional sports clubs, managers, promoters -----	4 255 784	96 604	119 229	44
7948	Racing, including track operation -----	2 381 784	80 398	17 285	30
79 ex. 792, 3, 4, 84	Other amusement and recreation services, including museums -----	398 092	43 496	11 858	9
791	Dance studios, schools, and halls -----	108 791	25 506	6 194	4
7991	Physical fitness facilities -----	344 341	28 653	7 991	12
7992	Public golf courses -----	534 721	62 863	17 720	9
7993	Coin-operated amusement devices -----	382 798	81 718	16 002	5
7996	Amusement parks -----	3 756 806	82 618	25 243	45
7997	Membership sports and recreation clubs -----	525 518	41 015	13 314	13
7999, 84	Amusement and recreation services, including museums, n.e.c. -----	281 414	35 359	8 929	8
7999 pt.	Concession operators of amusement devices and rides -----	212 926	55 816	12 214	4
7999 pt.	Carnivals, circuses, and fairs -----	425 364	55 702	14 726	8
7999 pt., 84	Other recreation and amusements, including museums -----	282 043	34 262	8 691	8
80	Health services -----	581 089	68 511	30 707	8
801	Offices and clinics of doctors of medicine -----	661 586	101 623	53 103	7
8011 pt.	Offices of doctors of medicine -----	650 623	101 547	53 395	6
8011 pt.	General medical clinics -----	1 404 088	104 063	43 717	13
802	Offices and clinics of dentists -----	295 603	60 965	21 161	5
803	Offices and clinics of doctors of osteopathy -----	421 211	76 050	34 136	6
804	Offices and clinics of other health practitioners -----	281 522	67 815	21 724	4
8041	Offices and clinics of chiropractors -----	223 703	68 263	18 171	3
8042	Offices and clinics of optometrists -----	283 344	69 931	17 711	4
8043	Offices and clinics of podiatrists -----	201 837	62 602	17 879	3
8049	Offices and clinics of health practitioners, n.e.c. -----	416 222	67 910	28 383	6
805	Nursing and personal care facilities -----	2 373 023	34 043	15 068	70
8051	Skilled nursing care facilities -----	3 273 205	34 757	15 322	94
8052	Intermediate care facilities -----	1 212 526	31 716	14 907	38
8059	Nursing and personal care facilities, n.e.c. -----	576 236	27 656	12 118	21
806	Hospitals -----	12 776 480	62 300	24 741	205
8062	General medical and surgical hospitals -----	(D)	(D)	(D)	(D)
8063, 9	Specialty hospitals -----	(D)	(D)	(D)	(D)
807, 8, 9	Other health services -----	962 001	55 599	20 060	17
807	Medical and dental laboratories -----	955 903	81 913	24 612	12
8071	Medical laboratories -----	1 312 331	89 257	25 616	15
8072	Dental laboratories -----	262 539	45 504	19 631	6
808	Home health care services -----	1 059 582	28 454	12 907	37
809	Miscellaneous health and allied services, n.e.c. -----	911 059	73 804	27 655	12
8092	Kidney dialysis centers -----	2 007 935	88 923	25 266	23
8093	Specialty outpatient facilities, n.e.c. -----	876 111	68 889	30 514	13
8099	Health and allied services, n.e.c. -----	581 175	75 786	19 459	8
81	Legal services -----	739 940	102 290	40 013	7
823, 4, 9	Selected educational services -----	646 572	47 765	16 285	14
823	Libraries -----	51 333	20 087	7 261	3
824	Vocational schools -----	1 049 892	57 435	18 238	18
829	Schools and educational services, n.e.c. -----	401 289	37 232	14 184	11
83	Social services -----	304 455	27 429	12 053	11
835	Child day care services -----	147 695	17 335	8 327	9
832, 3, 6, 9	Other social services -----	498 753	34 885	14 805	14
87 ex. 8733	Engineering, accounting, research, management, and related services (except noncommercial research organizations) -----	1 182 655	92 120	34 152	13
871	Engineering, architectural, and surveying services -----	1 882 834	111 022	37 856	17
8711	Engineering services -----	2 552 240	118 615	38 763	22
8712	Architectural services -----	850 239	82 451	36 431	10
8713	Surveying services -----	243 355	48 175	22 472	5
872	Accounting, auditing, and bookkeeping services -----	537 337	69 312	27 552	8
873 ex. 8733	Research, development, and testing services (except noncommercial research organizations) -----	2 081 507	77 748	32 625	27
8731	Commercial physical and biological research -----	5 080 696	118 656	48 036	43
8732	Commercial economic, sociological, and educational research -----	1 375 589	50 144	22 577	27
8734	Testing laboratories -----	1 005 021	60 493	25 549	17
874	Management and public relations services -----	932 047	86 561	33 947	11
8741	Management services -----	1 884 351	87 780	31 519	21
8742	Management consulting services -----	596 336	91 840	40 575	6
8743	Public relations services -----	466 597	88 687	34 860	5
8744	Facilities support management services -----	1 500 917	54 332	28 003	28
8748	Business consulting services, n.e.c. -----	364 799	66 559	27 894	5
89	Services, n.e.c. -----	671 611	90 219	35 789	7

¹Based on number of employees for pay period including March 12.

Table 2b. Selected Ratios for Firms Exempt From Federal Income Tax for the State: 1992

[Includes only establishments with payroll. For meaning of abbreviations and symbols, see introductory text. For explanation of terms and comparability of 1987 and 1992 censuses, see appendix A]

SIC code	Kind of business or operation	Revenue		Expenses		Annual payroll per employee ¹ (dollars)	Employees per establishment ¹ (number)
		Per establishment (dollars)	Per employee ¹ (dollars)	Per establishment (dollars)	Per employee ¹ (dollars)		
	Total	2 129 979	51 562	2 034 177	49 243	22 343	41
7032, 704	Camps and membership lodging	204 299	51 651	199 612	50 466	11 975	4
792, 7991 pt., 7997, 7999 pt., 84	Selected amusement, recreation, and related services	918 747	43 268	868 775	40 915	15 875	21
8011 pt.; 8021 pt.; 805, 6, 8, 9	Selected health services	12 818 756	56 669	12 339 773	54 551	25 692	226
8011 pt., 8021 pt., 805	Clinics of doctors of medicine and dentists	2 361 422	85 863	2 035 287	74 005	40 175	28
	Nursing and personal care facilities	2 907 320	32 290	2 844 117	31 588	14 851	90
806	Hospitals	61 245 803	60 951	59 090 145	58 806	27 484	1 005
8062	General medical and surgical hospitals	67 620 769	61 006	65 355 751	58 963	27 081	1 108
8063, 9	Specialty hospitals	36 914 683	60 567	35 176 417	57 715	30 285	609
808, 9	Other health services	1 367 614	40 586	1 306 861	38 783	19 742	34
8111 pt.	Legal aid societies and similar legal services	644 835	47 870	630 859	46 832	29 611	13
823, 4, 9	Selected educational services	358 324	32 832	340 368	31 187	11 990	11
83	Social services	684 198	34 018	623 139	30 983	13 608	20
835	Child day care services	229 383	18 303	226 288	18 056	9 571	13
832, 3, 6, 9	Other social services	778 877	35 909	705 752	32 537	14 093	22
832	Individual and family social services	488 471	31 960	476 263	31 161	14 390	15
833	Job training and vocational rehabilitation services	1 007 781	19 209	999 477	19 051	9 255	52
836	Residential care	929 342	32 760	909 673	32 066	15 083	28
839	Social services, n.e.c.	1 078 968	76 639	785 467	55 792	17 540	14
861, 2, 4, 9	Selected membership organizations	327 545	43 215	307 383	40 555	12 623	8
861	Business associations	436 078	78 927	424 786	76 884	26 472	6
864	Civic, social, and fraternal associations	222 704	31 429	209 131	29 513	8 431	7
862, 9	Other membership organizations	692 397	63 626	639 606	58 775	19 523	11
873, 4 ex. 8744	Research, testing, and consulting services, except facilities support management services	1 891 978	89 118	1 825 369	85 981	31 862	21
873	Research, development, and testing services	1 676 489	76 127	1 663 917	75 556	30 980	22
874 ex. 8744	Management and public relations services, except facilities support management services	2 304 617	116 910	2 134 532	108 282	33 750	20

¹Based on number of employees for pay period including March 12.

Table 3a. Comparative Statistics for Firms Subject to Federal Income Tax for the State: 1992 and 1987

[Includes only establishments with payroll. For meaning of abbreviations and symbols, see introductory text. For explanation of terms and comparability of 1987 and 1992 censuses, see appendix A]

SIC code	Kind of business or operation	Establishments		Receipts			Annual payroll			Paid employees for pay period including March 12	
		1992 (number)	1987 (number)	1992 (\$1,000)	1987 (\$1,000)	Percent change 1987 to 1992	1992 (\$1,000)	1987 (\$1,000)	Percent change 1987 to 1992	1992 (number)	1987 (number)
	Total	77 839	70 071	49 382 550	33 232 174	48.6	18 740 764	12 407 825	51.0	797 051	693 760
70 ex. 704	Hotels, rooming houses, camps, and other lodging places (except membership lodging)	1 505	1 641	1 898 767	1 649 177	15.1	539 690	443 046	21.8	46 536	47 922
7011	Hotels and motels	1 197	1 323	1 777 324	1 564 071	13.6	507 100	424 340	19.5	44 611	46 344
7011 pt.	Hotels	628	565	1 433 990	1 200 627	19.4	423 560	336 731	25.8	35 928	34 862
7011 pt.	Hotels, 25 guestrooms or more	467	373	1 404 027	1 176 510	19.3	417 790	332 502	25.7	35 099	34 220
7011 pt.	Hotels, less than 25 guestrooms	161	192	29 963	24 117	24.2	5 770	4 229	36.4	829	642
7011 pt.	Motels, motor hotels, and tourist courts	569	758	343 334	363 444	-5.5	83 540	87 609	-4.6	8 683	11 482
7011 pt.	Motels, tourist courts	453	645	218 317	226 322	-3.5	51 144	52 374	-2.3	5 414	6 845
7011 pt.	Motor hotels	116	113	125 017	137 122	-8.8	32 396	35 235	-8.1	3 269	4 637
702, 3	Other lodging places	308	318	121 443	85 106	42.7	32 590	18 706	74.2	1 925	1 578
702	Rooming and boarding houses	79	103	18 043	20 071	-10.1	4 472	5 087	-12.1	444	783
703	Camps and recreational vehicle parks	229	215	103 400	65 035	59.0	28 118	13 619	106.5	1 481	795

Table 3a. Comparative Statistics for Firms Subject to Federal Income Tax for the State: 1992 and 1987 — Con.

[Includes only establishments with payroll. For meaning of abbreviations and symbols, see introductory text. For explanation of terms and comparability of 1987 and 1992 censuses, see appendix A]

SIC code	Kind of business or operation	Establishments		Receipts			Annual payroll			Paid employees for pay period including March 12	
		1992 (number)	1987 (number)	1992 (\$1,000)	1987 (\$1,000)	Percent change 1987 to 1992	1992 (\$1,000)	1987 (\$1,000)	Percent change 1987 to 1992	1992 (number)	1987 (number)
72	Personal services -----	9 669	9 085	2 010 692	1 474 240	36.4	638 663	483 651	32.1	55 034	51 125
721	Laundry, cleaning, and garment services -----	1 908	1 806	701 875	523 384	34.1	222 259	177 877	25.0	16 335	16 287
7211	Power laundries, family and commercial* -----	50	56	18 869	22 726	-17.0	8 325	10 361	-19.7	609	938
7213	Linens supply* -----	50	50	122 445	98 708	24.0	43 392	35 200	23.3	2 546	2 406
7215	Coin-operated laundries and drycleaning -----	403	408	77 547	56 910	36.3	14 958	12 062	24.0	1 477	1 539
7216	Drycleaning plants, except rug cleaning* -----	892	800	196 682	144 240	36.4	69 720	54 544	27.8	6 412	6 173
7217	Carpet and upholstery cleaning -----	235	187	46 694	37 720	23.8	15 041	13 026	15.5	1 303	1 198
7218	Industrial launderers* -----	63	65	197 392	134 978	46.2	57 655	43 630	32.1	2 878	3 055
7212, 9	Other laundry, cleaning, and garment services* -----	215	240	42 246	28 102	50.3	13 168	9 054	45.4	1 110	978
722	Photographic studios, portrait -----	521	432	133 937	94 423	41.8	34 111	24 554	38.9	2 821	2 502
723, 4	Beauty and barber shops -----	5 237	4 889	544 067	395 073	37.7	223 824	168 338	33.0	21 912	20 076
723	Beauty shops -----	4 912	4 509	519 801	373 996	39.0	213 873	159 861	33.8	21 068	19 155
724	Barber shops -----	325	380	24 266	21 077	15.1	9 951	8 477	17.4	844	921
725	Shoe repair shops and shoeshine parlors -----	98	127	8 678	9 133	-5.0	1 790	2 319	-22.8	183	255
726	Funeral service and crematories -----	1 007	1 016	396 646	293 075	35.3	88 971	62 576	42.2	4 137	3 983
729	Miscellaneous personal services -----	898	815	225 489	159 152	41.7	67 708	47 987	41.1	9 646	8 022
7291	Tax return preparation services -----	245	258	40 979	32 605	25.7	18 830	12 386	52.0	5 256	3 463
7299	Miscellaneous personal services, n.e.c. -----	653	557	184 510	126 547	45.8	48 878	35 601	37.3	4 390	4 559
73	Business services -----	11 618	9 517	9 745 391	6 748 114	44.4	3 961 851	2 644 436	49.8	218 864	197 784
731	Advertising -----	779	675	707 234	486 238	45.5	249 358	177 075	40.8	7 922	6 884
7311	Advertising agencies -----	583	487	447 085	318 959	40.2	174 486	128 520	35.8	4 903	4 691
7312	Outdoor advertising services -----	52	43	88 485	70 721	25.1	22 005	17 141	28.4	685	610
7313	Radio, television, publishers' advertising representatives -----	78	85	110 767	70 483	57.2	35 308	25 747	37.1	1 082	1 116
7319	Advertising, n.e.c. -----	66	60	60 897	26 075	133.5	17 559	5 667	209.8	1 252	467
732	Consumer credit reporting agencies, mercantile reporting agencies, and adjustment and collection agencies -----	249	228	236 252	183 465	28.8	79 281	56 058	41.4	3 831	3 150
7322	Adjustment and collection services -----	201	175	146 023	72 441	101.6	60 686	29 828	103.5	2 819	1 791
7323	Credit reporting services -----	48	53	90 229	111 024	-18.7	18 595	26 230	-29.1	1 012	1 359
733	Mailing, reproduction, commercial art and photography, and stenographic services -----	1 066	957	833 027	479 225	73.8	246 894	157 413	56.8	11 072	9 153
7331	Direct mail advertising services -----	187	168	440 940	231 004	90.9	127 733	80 013	59.6	6 079	5 038
7334	Photocopying and duplicating services -----	149	160	113 330	58 334	94.3	35 014	17 360	101.7	1 723	1 079
7335, 6	Commercial photography, art, and graphics -----	554	476	205 254	144 124	42.4	59 339	45 481	30.5	2 152	2 255
7335	Commercial photography -----	125	133	35 609	36 116	-1.4	10 166	10 684	-4.8	433	587
7336	Commercial art and graphic design -----	429	343	169 645	108 008	57.1	49 173	34 797	41.3	1 719	1 668
7338	Secretarial and court reporting services -----	176	153	73 503	45 763	60.6	24 808	14 559	70.4	1 118	781
734	Services to dwellings and other buildings -----	2 273	1 901	901 249	555 487	62.2	445 504	286 461	55.5	42 740	38 066
7342	Disinfecting and pest control services -----	288	273	128 444	89 158	44.1	49 037	32 338	51.6	2 182	1 900
7349	Building cleaning and maintenance services, n.e.c. -----	1 985	1 628	772 805	466 329	65.7	396 467	254 123	56.0	40 558	36 166
735	Miscellaneous equipment rental and leasing -----	896	846	740 458	526 099	40.7	196 589	137 912	42.5	7 677	7 173
7352	Medical equipment rental and leasing -----	188	145	207 879	97 771	112.6	56 907	25 838	120.2	2 398	1 452
7353	Heavy construction equipment rental and leasing -----	141	189	128 669	129 677	-8	40 458	41 330	-2.1	1 362	1 816
7359	Equipment rental and leasing, n.e.c. -----	567	512	403 910	298 651	35.2	99 224	70 744	40.3	3 917	3 905
736	Personnel supply services -----	1 271	993	1 303 184	781 255	66.8	870 673	529 641	64.4	61 372	57 481
7361	Employment agencies -----	502	470	176 511	148 726	18.7	86 901	79 247	9.7	5 219	5 082
7363	Help supply services -----	769	523	1 126 673	632 529	78.1	783 772	450 394	74.0	56 153	52 399
737	Computer programming, data processing, and other computer related services -----	2 248	1 470	3 172 392	1 962 184	61.7	1 156 879	679 338	70.3	31 460	24 922
7371, 2, 3	Computer programming, prepackaged software, and integrated systems -----	1 320	765	1 643 541	859 745	91.2	642 562	336 569	90.9	15 776	10 663
7371	Computer programming services -----	844	511	776 093	471 990	64.4	388 616	216 116	79.8	9 813	6 900
7372	Prepackaged software -----	271	104	421 043	117 689	257.8	119 157	43 935	171.2	2 576	1 276
7373	Computer integrated systems -----	205	150	446 405	270 066	65.3	134 789	76 518	76.2	3 387	2 487
7374, 5, 6	Data processing services -----	363	375	831 771	726 957	14.4	272 264	235 559	15.6	9 639	10 528
7374, 5	Computer processing, information retrieval -----	331	346	705 461	659 873	6.9	205 375	194 588	5.5	7 929	9 269
7376	Computer facilities management services -----	32	29	126 310	67 084	88.3	66 889	40 971	63.3	1 710	1 259
7377, 8, 9	Computer rental and leasing, maintenance, and related services, n.e.c. -----	565	330	697 080	375 482	85.6	242 053	107 210	125.8	6 045	3 731
7377	Computer rental and leasing -----	39	43	47 092	109 163	-56.9	9 575	23 765	-59.7	219	941
7378	Computer maintenance and repair -----	186	121	369 047	133 003	177.5	131 617	36 055	265.0	3 128	1 371
7379	Computer related services, n.e.c. -----	340	166	280 941	133 316	110.7	100 861	47 390	112.8	2 698	1 419
738	Miscellaneous business services -----	2 836	2 447	1 851 595	1 467 519	26.2	716 673	570 280	25.7	52 790	49 005
7381, 2	Detective agencies and protective services -----	505	472	466 100	409 269	13.9	268 194	242 258	10.7	22 907	25 462
7381	Detective, guard, and armored car services -----	386	370	326 827	305 817	6.9	219 076	204 693	7.0	21 055	23 668
7382	Security systems services -----	119	102	139 273	103 452	34.6	49 118	37 565	30.8	1 852	1 794
7383	News syndicates -----	28	26	22 633	13 960	62.1	5 031	3 997	25.9	158	175
7384	Photofinishing laboratories* -----	289	209	161 386	163 832	-1.5	43 379	45 126	-3.9	3 115	3 664
7389	Business services, n.e.c. -----	2 014	1 740	1 201 476	880 458	36.5	400 069	278 899	43.4	26 610	19 704
7389 pt.	Sign painting shops -----	92	84	15 623	12 815	21.9	4 397	3 773	16.5	270	250
7389 pt.	Interior designing -----	184	169	74 844	51 655	44.9	16 851	14 754	14.2	701	638
7389 pt.	Telephone answering services -----	140	148	49 935	30 489	63.8	26 056	13 801	88.8	2 565	1 701
7389 pt.	Other business services -----	1 598	1 339	1 061 074	785 499	35.1	352 765	246 571	43.1	23 074	17 115

Table 3a. **Comparative Statistics for Firms Subject to Federal Income Tax for the State: 1992 and 1987 – Con.**

[Includes only establishments with payroll. For meaning of abbreviations and symbols, see introductory text. For explanation of terms and comparability of 1987 and 1992 censuses, see appendix A]

SIC code	Kind of business or operation	Establishments		Receipts			Annual payroll			Paid employees for pay period including March 12	
		1992 (number)	1987 (number)	1992 (\$1,000)	1987 (\$1,000)	Percent change 1987 to 1992	1992 (\$1,000)	1987 (\$1,000)	Percent change 1987 to 1992	1992 (number)	1987 (number)
75	Automotive repair, services, and parking ----	7 972	7 368	2 998 307	2 314 980	29.5	637 492	505 478	26.1	37 448	35 432
751	Automotive rental and leasing, without drivers -----	467	532	793 149	671 111	18.2	122 337	106 591	14.8	6 215	5 953
7513	Truck rental and leasing, without drivers ----	229	258	431 882	342 255	26.2	65 458	63 979	2.3	2 518	3 286
7514, 5	Passenger car rental and leasing -----	226	260	354 863	324 444	9.4	55 747	41 818	33.3	3 648	2 622
7519	Utility trailer and recreational vehicle rental -----	12	14	6 404	4 412	45.1	1 132	794	42.6	49	45
752	Automobile parking -----	341	297	187 549	141 324	32.7	34 820	29 443	18.3	3 195	2 943
753	Automotive repair shops -----	6 345	5 905	1 829 044	1 382 717	32.3	428 774	338 599	26.6	22 888	22 451
7532	Top, body, and upholstery repair shops and paint shops -----	1 783	1 773	554 432	431 823	28.4	144 475	114 835	25.8	7 321	7 507
7532 pt.	Top and body repair shops -----	1 673	1 662	523 596	402 864	30.0	136 278	106 616	27.8	6 906	6 849
7538	Paint shops -----	110	111	30 836	28 959	6.5	8 197	8 219	-3	415	658
7538 pt.	General automotive repair shops -----	3 421	3 036	874 654	603 292	45.0	189 675	138 562	36.9	10 809	9 703
7538 pt.	General automotive repair shops, except diesel -----	3 086	2 821	724 869	513 643	41.1	151 274	114 663	31.9	8 914	8 353
7538 pt.	Diesel repair shops -----	335	215	149 785	89 649	67.1	38 401	23 899	60.7	1 895	1 350
7533, 4, 6, 7, 9	Other automotive repair shops -----	1 141	1 096	399 958	347 602	15.1	94 624	85 202	11.1	4 758	5 241
7533	Automotive exhaust system repair shops -----	232	209	75 991	65 282	16.4	18 690	15 935	17.3	956	923
7534	Tire retreading and repair shops -----	92	103	87 464	75 967	15.1	16 055	14 592	10.0	733	867
7536	Automotive glass replacement shops ----	197	134	70 240	40 244	74.5	17 271	9 639	79.2	796	607
7537	Automotive transmission repair shops ----	258	279	62 350	61 974	.6	17 145	18 412	-6.9	851	1 179
7539	Automotive repair shops, n.e.c. -----	362	371	103 913	104 135	-2	25 463	26 624	-4.4	1 422	1 665
7539 pt.	Radiator repair -----	90	104	23 766	22 818	4.2	5 044	5 044	-	282	374
7539 pt.	Brake, front end, and wheel alignment -----	134	120	44 660	38 048	17.4	11 586	10 311	12.4	612	595
7539 pt.	Automotive electrical and fuel system services -----	102	99	22 731	15 634	45.4	6 077	4 360	39.4	367	321
7539 pt.	Other automotive repair shops, n.e.c. ----	36	48	12 756	27 635	-53.8	2 756	6 909	-60.1	161	375
754	Automotive services, except repair -----	819	634	188 565	119 828	57.4	51 561	30 845	67.2	5 150	4 085
7542	Carwashes -----	493	402	110 115	72 912	51.0	30 895	18 870	63.7	3 524	3 018
7549	Automotive services, except repair and carwashes -----	326	232	78 450	46 916	67.2	20 666	11 975	72.6	1 626	1 067
76	Miscellaneous repair services -----	2 688	2 601	1 389 901	926 488	50.0	432 848	288 456	50.1	18 408	15 023
762	Electrical repair shops -----	804	727	478 625	275 800	73.5	170 498	89 596	90.3	7 006	4 508
7622	Radio and television repair shops -----	217	261	86 915	64 433	34.9	28 964	20 485	41.4	1 290	1 184
7623, 9	Other electrical and electronic repair shops -----	587	466	391 710	211 367	85.3	141 534	69 111	104.8	5 716	3 324
7623	Refrigeration and air-conditioning service and repair shops -----	122	126	79 008	50 640	56.0	20 943	14 760	41.9	716	649
7629	Electrical and electronic repair shops, n.e.c. -----	465	340	312 702	160 727	94.6	120 591	54 351	121.9	5 000	2 675
763	Watch, clock, and jewelry repair -----	78	106	15 786	15 657	.8	4 574	4 314	6.0	287	344
764	Reupholstery and furniture repair -----	261	311	37 794	33 875	11.6	10 063	9 220	9.1	691	857
769	Miscellaneous repair and related services ----	1 545	1 457	857 696	601 156	42.7	247 713	185 326	33.7	10 424	9 314
7692	Welding repair -----	205	250	57 049	47 477	20.2	16 755	15 537	7.8	850	948
7694	Armature rewinding shops -----	107	126	157 907	125 274	26.0	50 086	44 199	13.3	1 777	1 667
7699	Repair shops and related services, n.e.c. ----	1 233	1 081	642 740	428 405	50.0	180 872	125 590	44.0	7 797	6 699
78, 79, 84	Amusement and recreation services, including motion pictures and museums ----	4 447	3 993	2 425 910	1 639 115	48.0	692 582	424 535	63.1	42 945	36 516
781, 2	Motion picture production, distribution, and services -----	270	230	439 386	230 636	90.5	69 214	42 949	61.2	2 239	1 765
783	Motion picture theaters -----	270	354	219 478	131 652	66.7	30 338	19 611	54.7	4 178	3 623
7832	Motion picture theaters, except drive-in ----	230	279	215 897	124 683	73.2	29 745	18 220	63.3	4 132	3 436
7833	Drive-in motion picture theaters -----	40	75	3 581	6 969	-48.6	593	1 391	-57.4	46	187
784	Video tape rental -----	891	637	214 603	125 338	71.2	39 954	24 926	60.3	5 281	3 359
792	Theatrical producers (except motion picture), bands, orchestras, and entertainers -----	215	185	138 559	101 816	36.1	28 234	19 894	41.9	1 857	1 576
7922	Theatrical producers (except motion picture) and miscellaneous theatrical services -----	98	81	105 491	48 229	118.7	15 976	9 630	65.9	1 279	855
7929	Bands, orchestras, actors, and other entertainers and entertainment groups ----	117	104	33 068	53 587	-38.3	12 258	10 264	19.4	578	721
793	Bowling centers -----	314	321	106 529	84 781	25.7	29 089	21 599	34.7	3 535	3 227
79 ex. 792, 3, 84	Commercial sports and other amusement and recreation services, including museums ----	2 487	2 266	1 307 355	964 892	35.5	495 753	295 556	67.7	25 855	22 966
794	Commercial sports -----	125	112	367 061	282 645	29.9	239 406	116 053	106.3	4 237	2 840
7941	Professional sports clubs, managers, promoters -----	37	25	157 464	145 727	8.1	194 344	87 965	120.9	1 630	1 448
7948	Racing, including track operation -----	88	87	209 597	136 918	53.1	45 062	28 088	60.4	2 607	1 392
79 ex. 792, 3, 4, 84	Other amusement and recreation services, including museums -----	2 362	2 154	940 294	682 247	37.8	256 347	179 503	42.8	21 618	20 126
791	Dance studios, schools, and halls -----	196	164	21 323	13 025	63.7	5 178	3 578	44.7	836	664
7991	Physical fitness facilities -----	402	434	138 425	104 026	33.1	38 606	29 968	28.8	4 831	4 257
7992	Public golf courses -----	247	199	132 076	62 425	111.6	37 230	16 835	121.1	2 101	1 194
7993	Coin-operated amusement devices -----	282	239	107 949	86 487	24.8	21 139	17 441	21.2	1 321	1 562
7996	Amusement parks -----	36	40	135 245	96 237	40.5	41 322	28 041	47.4	1 637	1 169
7997	Membership sports and recreation clubs -----	278	336	146 094	142 218	2.7	47 425	43 632	8.7	3 562	4 629
7999, 84	Amusement and recreation services, including museums, n.e.c. -----	921	742	259 182	177 829	45.7	65 447	40 008	63.6	7 330	6 651

Table 3a. Comparative Statistics for Firms Subject to Federal Income Tax for the State: 1992 and 1987 — Con.

[Includes only establishments with payroll. For meaning of abbreviations and symbols, see introductory text. For explanation of terms and comparability of 1987 and 1992 censuses, see appendix A]

SIC code	Kind of business or operation	Establishments		Receipts			Annual payroll			Paid employees for pay period including March 12	
		1992 (number)	1987 (number)	1992 (\$1,000)	1987 (\$1,000)	Percent change 1987 to 1992	1992 (\$1,000)	1987 (\$1,000)	Percent change 1987 to 1992	1992 (number)	1987 (number)
80	Health services	21 740	19 874	12 632 870	7 998 374	57.9	5 662 003	3 586 922	57.9	184 391	152 080
801	Offices and clinics of doctors of medicine ---	9 347	9 276	6 183 845	4 185 582	47.7	3 231 391	2 142 164	50.8	60 851	50 610
8011 pt.	Offices of doctors of medicine	9 211	9 121	5 992 889	4 014 696	49.3	3 151 170	2 062 297	52.8	59 016	48 325
8011 pt.	General medical clinics	136	155	190 956	170 886	11.7	80 221	79 867	.4	1 835	2 285
802	Offices and clinics of dentists	5 316	5 023	1 571 424	1 076 470	46.0	545 434	380 503	43.3	25 776	22 851
803	Offices and clinics of doctors of osteopathy --	1 062	870	447 326	259 326	72.5	200 788	120 547	66.6	5 882	4 537
804	Offices and clinics of other health practitioners	3 667	2 723	1 032 343	502 132	105.6	330 710	147 759	123.8	15 223	9 421
8041	Offices and clinics of chiropractors	1 310	849	293 051	124 746	134.9	78 006	30 434	156.3	4 293	2 332
8042	Offices and clinics of optometrists	869	828	246 226	165 302	49.0	62 361	40 039	55.8	3 521	2 912
8043	Offices and clinics of podiatrists	589	518	118 882	76 594	55.2	33 953	20 143	68.6	1 899	1 374
8049	Offices and clinics of health practitioners, n.e.c.	899	528	374 184	135 490	176.2	156 390	57 143	173.7	5 510	2 803
805	Nursing and personal care facilities	598	576	1 419 068	931 765	52.3	628 102	403 318	55.7	41 685	39 661
8051	Skilled nursing care facilities	380	379	1 243 818	812 448	53.1	548 299	353 070	55.3	35 786	34 437
8052	Intermediate care facilities	78	52	94 577	51 395	84.0	44 454	22 305	99.3	2 982	2 319
8059	Nursing and personal care facilities, n.e.c. -	140	145	80 673	67 922	18.8	35 349	27 943	26.5	2 917	2 905
806	Hospitals	25	25	319 412	220 721	44.7	126 847	78 828	60.9	5 127	4 295
807, 8, 9	Other health services	1 725	1 381	1 659 452	822 378	101.8	598 731	313 803	90.8	29 847	20 705
807	Medical and dental laboratories	754	614	720 751	390 649	84.5	216 557	136 347	58.8	8 799	6 914
8071	Medical laboratories	498	342	653 541	332 326	96.7	187 562	111 557	68.1	7 322	5 316
8072	Dental laboratories	256	272	67 210	58 323	15.2	28 995	24 790	17.0	1 477	1 598
808	Home health care services	364	281	385 688	149 121	158.6	174 954	78 087	124.1	13 555	8 894
809	Miscellaneous health and allied services, n.e.c.	607	486	553 013	282 608	95.7	207 220	99 369	108.5	7 493	4 897
8092	Kidney dialysis centers	62	48	124 492	61 665	101.9	35 372	18 862	87.5	1 400	981
8093	Specialty outpatient facilities, n.e.c.	379	253	332 046	162 533	104.3	147 077	62 290	136.1	4 820	2 627
8099	Health and allied services, n.e.c.	166	185	96 475	58 410	65.2	24 771	18 217	36.0	1 273	1 289
81	Legal services	5 943	5 325	4 397 463	2 747 901	60.0	1 720 158	1 035 851	66.1	42 990	35 606
823, 4, 9	Selected educational services	479	389	309 708	234 636	32.0	105 593	81 423	29.7	6 484	5 647
823	Libraries	9	10	462	332	39.2	167	123	35.8	23	16
824	Vocational schools	186	175	195 280	175 350	11.4	62 009	62 517	-.8	3 400	3 981
829	Schools and educational services, n.e.c.	284	204	113 966	58 954	93.3	43 417	18 783	131.2	3 061	1 650
83	Social services	2 338	1 595	711 815	389 979	82.5	312 776	159 811	95.7	25 951	15 763
835	Child day care services	1 294	802	191 117	87 237	119.1	91 804	41 281	122.4	11 025	6 325
832, 3, 6, 9	Other social services	1 044	793	520 698	302 742	72.0	220 972	118 530	86.4	14 926	9 438
87 ex. 8733	Engineering, accounting, research, management, and related services (except noncommercial research organizations)	8 848	7 878	10 464 132	6 944 984	50.7	3 879 384	2 693 543	44.0	113 593	98 090
871	Engineering, architectural, and surveying services	2 768	2 475	5 211 685	'3 556 299	46.5	1 777 097	'1 308 999	35.8	46 943	'41 060
8711	Engineering services	1 797	1 516	4 586 375	'3 123 505	46.8	1 498 826	'1 131 579	32.5	38 666	'34 234
8712	Architectural services	641	648	545 003	377 496	44.4	240 810	152 621	57.8	6 610	5 416
8713	Surveying services	330	311	80 307	55 298	45.2	37 461	24 799	51.1	1 667	1 410
872	Accounting, auditing, and bookkeeping services	2 803	2 533	1 506 155	1 005 267	49.8	598 701	413 548	44.8	21 730	18 160
873 ex. 8733	Research, development, and testing services (except noncommercial research organizations)	602	553	1 253 067	'1 043 576	20.1	525 818	'413 085	27.3	16 117	'15 519
8731	Commercial physical and biological research	138	139	701 136	'581 088	20.7	283 845	'237 503	19.5	5 909	'6 947
8732	Commercial economic, sociological, and educational research	231	244	317 761	358 481	-11.4	143 073	130 136	9.9	6 337	6 469
8734	Testing laboratories	233	170	234 170	104 007	125.1	98 900	45 446	117.6	3 871	2 103
874	Management and public relations services ---	2 675	2 317	2 493 225	'1 630 020	53.0	977 768	'600 964	62.7	28 803	'25 124
8741	Management services	769	679	1 449 066	'897 131	61.5	520 318	'285 250	82.4	16 508	'10 998
8742	Management consulting services	1 330	1 081	793 127	511 054	55.2	350 403	221 147	58.4	8 636	8 220
8743	Public relations services	134	163	62 524	68 634	-8.9	24 576	24 416	.7	705	2 320
8744	Facilities support management services ---	24	29	36 022	20 460	76.1	18 566	12 010	54.6	663	838
8748	Business consulting services, n.e.c.	418	365	152 486	132 741	14.9	63 905	58 141	9.9	2 291	2 748
89	Services, n.e.c.	592	805	397 594	'180 632	120.1	157 724	'67 878	132.4	4 407	'2 949

Table 3b. Comparative Statistics for Firms Exempt From Federal Income Tax for the State: 1992 and 1987

[Includes only establishments with payroll. For meaning of abbreviations and symbols, see introductory text. For explanation of terms and comparability of 1987 and 1992 censuses, see appendix A]

SIC code	Kind of business or operation	Establishments		Expenses			Annual payroll			Paid employees for pay period including March 12	
		1992 (number)	1987 (number)	1992 (\$1,000)	1987 (\$1,000)	Percent change 1987 to 1992	1992 (\$1,000)	1987 (\$1,000)	Percent change 1987 to 1992	1992 (number)	1987 (number)
	Total	12 449	10 857	25 323 468	15 539 608	63.0	11 490 135	7 312 587	57.1	514 258	425 641
7032, 704	Camps and membership lodging	224	264	44 713	28 504	56.9	10 610	7 397	43.4	886	718
792, 7991 pt., 7997, 7999 pt., 84	Selected amusement, recreation, and related services	770	669	668 957	410 987	62.8	259 556	164 766	57.5	16 350	13 043
792	Theatrical producers (except motion picture), bands, orchestras, and entertainers	135	95	131 779	79 160	66.5	49 979	33 518	49.1	2 892	2 153
7991 pt., 7997	Gymnasiums, athletic clubs, and membership sports and recreation clubs	482	427	364 147	234 144	55.5	149 535	97 714	53.0	9 906	8 535
7999 pt. 84	Fairs	27	23	15 502	9 848	57.4	2 206	1 439	53.3	140	146
	Museums, art galleries, and botanical and zoological gardens	126	124	157 529	87 835	79.3	57 836	32 095	80.2	3 412	2 209
8011 pt.; 8021 pt.; 805, 6, 8, 9	Selected health services	1 601	1 267	19 755 977	12 011 620	64.5	9 304 398	5 888 587	58.0	362 155	298 554
8011 pt., 8021 pt.	Clinics of doctors of medicine and dentists	237	142	482 363	158 317	204.7	261 861	59 097	343.1	6 518	3 127
805	Nursing and personal care facilities	515	316	1 464 720	705 988	107.5	688 647	358 747	92.0	46 370	31 085
806	Hospitals	289	294	17 077 052	10 708 723	59.5	7 981 360	5 258 916	51.8	290 397	250 118
808, 9	Other health services	560	515	731 842	438 592	66.9	372 530	211 827	75.9	18 870	14 224
808	Home health care services	165	157	279 540	138 133	102.4	152 999	75 886	101.6	8 338	5 414
809	Miscellaneous health and allied services, n.e.c.	395	358	452 302	300 459	50.5	219 531	135 941	61.5	10 532	8 810
8111 pt.	Legal aid societies and similar legal services	85	73	53 623	32 465	65.2	33 905	20 266	67.3	1 145	773
823, 4, 9	Selected educational services	546	434	185 841	107 041	73.6	71 449	45 448	57.2	5 959	4 205
83	Social services	4 318	3 478	2 690 715	1 717 805	56.6	1 181 798	759 568	55.6	86 846	72 948
835	Child day care services	744	648	168 358	105 491	59.6	89 243	58 997	51.3	9 324	7 576
832, 3, 6, 9	Other social services	3 574	2 830	2 522 357	1 612 314	56.4	1 092 555	700 571	56.0	77 522	65 372
861, 2, 4, 9	Selected membership organizations	4 631	4 457	1 423 491	943 624	50.9	443 076	312 891	41.6	35 100	30 644
861	Business associations	499	424	211 968	145 729	45.5	72 982	49 198	48.3	2 757	2 424
864	Civic, social, and fraternal associations	3 325	3 299	695 361	456 052	52.5	198 643	157 031	26.5	23 561	21 578
862, 9	Other membership organizations	807	734	516 162	341 843	51.0	171 451	106 662	60.7	8 782	6 642
873, 4 ex. 8744	Research, testing, and consulting services, except facilities support management services	274	215	500 151	287 562	73.9	185 343	113 664	63.1	5 817	4 756
873	Research, development, and testing services	180	149	299 505	168 038	78.2	122 805	67 553	81.8	3 964	2 924
8731	Commercial physical and biological research	26	18	69 870	34 317	103.6	25 298	11 364	122.6	782	526
8732	Commercial economic, sociological, and educational research	22	14	(D)	(D)	(D)	(D)	(D)	(D)	BB	BB
8733	Noncommercial research organizations	122	110	211 124	127 958	65.0	88 708	54 176	63.7	2 912	2 302
8734	Testing laboratories	10	7	(D)	(D)	(D)	(D)	(D)	(D)	CC	BB
874 ex. 8744	Management and public relations services, except facilities support management services	94	66	200 646	119 524	67.9	62 538	46 111	35.6	1 853	1 832

Places With 2,500 Inhabitants or More: 1992

appendix A. For information on geographic areas followed by ▲, see appendix F]

Selected kind-of-business or operation groups —Con.														
Miscellaneous repair services (SIC 76)		Amusement and recreation services, including motion pictures and museums (SIC 78, 79, 84)		Health services (SIC 80)		Legal services (SIC 81)		Selected educational services (SIC 823, 4, 9)		Social services (SIC 83)		Engineering, accounting, research, management, and related services (except noncommercial research organizations) (SIC 87 ex. 8733)		
Number	Receipts (\$1,000)	Number	Receipts (\$1,000)	Number	Receipts (\$1,000)	Number	Receipts (\$1,000)	Number	Receipts (\$1,000)	Number	Receipts (\$1,000)	Number	Receipts (\$1,000)	
2 688	1 389 901	4 447	2 425 910	21 740	12 632 870	5 943	4 397 463	479	309 708	2 338	711 815	8 848	10 464 132	1
22	6 216	41	17 983	79	35 079	19	4 958	2	(D)	9	(D)	31	6 214	2
7	2 062	17	5 018	41	22 029	16	4 415	1	(D)	3	(D)	16	3 975	3
1	(D)	1	(D)	7	1 617	—	—	—	—	—	—	1	(D)	4
14	(D)	22	(D)	30	(D)	3	543	1	(D)	6	(D)	12	(D)	5
323	210 380	501	377 514	2 972	1 846 793	728	806 379	63	40 712	277	92 608	1 446	2 957 554	7
—	—	—	—	22	8 430	1	(D)	—	—	2	921	5	921	8
—	—	—	—	5	2 089	—	—	1	(D)	2	(D)	1	(D)	9
2	(D)	8	1 975	29	11 425	4	(D)	7	—	2	2 056	11	3 547	10
1	(D)	3	609	38	10 852	2	(D)	1	(D)	4	397	3	(D)	11
18	10 361	8	7 104	57	25 819	9	4 028	—	—	6	(D)	38	11 265	12
—	—	—	—	9	(D)	—	—	—	—	—	—	—	—	13
2	(D)	1	(D)	7	4 475	—	—	1	(D)	—	—	1	(D)	14
3	(D)	6	2 109	29	11 434	2	(D)	—	—	2	(D)	2	(D)	15
7	6 869	7	2 459	28	20 385	2	(D)	1	(D)	3	(D)	21	49 398	16
8	2 429	2	(D)	21	17 440	3	(D)	1	(D)	10	1 925	26	15 500	17
4	628	8	1 307	24	6 432	1	(D)	1	(D)	1	(D)	22	7 220	18
2	(D)	1	(D)	7	2 054	1	(D)	—	—	—	—	3	(D)	19
3	(D)	—	—	39	23 336	4	475	1	(D)	7	1 014	5	(D)	20
5	(D)	11	2 917	34	13 669	1	(D)	—	—	5	3 242	27	112 714	21
—	—	5	(D)	8	(D)	—	—	—	—	—	—	8	8817	22
3	924	6	485	16	3 714	5	1 347	1	(D)	—	—	3	(D)	23
—	—	—	—	4	1 110	2	(D)	—	—	—	—	2	(D)	24
—	—	—	—	9	1 562	1	(D)	—	—	—	—	1	(D)	25
1	(D)	1	(D)	7	1 351	2	(D)	2	(D)	—	—	6	925	26
—	—	4	1 989	12	3 137	2	(D)	—	—	3	(D)	4	3 683	27
—	—	1	(D)	—	—	—	—	—	—	—	—	—	—	28
1	(D)	1	(D)	4	811	1	(D)	—	—	2	(D)	4	(D)	29
1	(D)	5	1 086	21	15 471	1	(D)	1	(D)	2	(D)	7	(D)	30
2	(D)	—	—	6	3 315	1	(D)	—	—	1	(D)	11	2 559	31
—	—	1	(D)	4	334	—	—	—	—	1	(D)	2	(D)	32
2	(D)	4	(D)	6	1 663	—	—	—	—	—	—	2	(D)	33
2	(D)	3	(D)	28	9 567	1	(D)	2	(D)	1	(D)	22	35 745	34
3	1 339	7	1 407	41	13 358	4	1 199	2	(D)	11	3 025	31	24 314	35
—	—	3	986	44	23 935	3	955	1	(D)	3	85	8	(D)	36
1	(D)	2	(D)	5	1 857	—	—	—	—	—	—	3	(D)	37
1	(D)	1	(D)	3	392	—	—	—	—	—	—	1	(D)	38
3	(D)	1	(D)	1	(D)	1	(D)	—	—	—	—	5	(D)	39
—	—	—	—	2	(D)	—	—	—	—	—	—	—	(D)	40
5	1 799	9	1 757	87	56 586	4	964	—	—	5	563	21	16 073	41
5	4 165	7	(D)	50	25 016	16	2 440	—	—	9	3 729	7	(D)	42
6	1 175	7	1 142	32	8 521	6	(D)	—	—	1	(D)	8	2 205	43
2	(D)	—	—	11	2 752	—	—	—	—	—	—	8	8 795	44
2	(D)	7	1 618	49	17 172	3	(D)	—	—	6	683	22	(D)	45
—	—	7	4 393	139	70 624	5	918	—	—	5	531	49	16 898	46
2	(D)	1	(D)	2	(D)	1	(D)	—	—	—	—	—	—	47
4	(D)	2	(D)	23	6 486	3	(D)	—	—	3	(D)	—	—	48
12	7 282	22	12 437	155	106 934	10	3 157	3	(D)	5	1 400	53	574 913	49
1	(D)	11	3 726	7	1 576	3	(D)	—	—	—	—	4	(D)	50
1	(D)	5	1 420	22	7 649	5	(D)	—	—	1	(D)	8	890	51
7	842	21	14 788	62	25 359	2	(D)	1	(D)	7	667	35	18 412	52
—	—	5	(D)	—	(D)	—	—	—	—	—	—	2	(D)	53
95	66 309	147	183 246	1 058	933 293	540	760 068	26	30 896	65	36 563	531	1 140 887	54
2	(D)	4	3 805	42	23 438	2	(D)	—	—	—	—	9	6 859	55
6	2 180	8	2 426	18	3 345	2	(D)	—	—	4	624	18	41 826	56
—	—	1	(D)	—	—	—	—	—	—	—	—	—	—	57
—	—	1	(D)	—	—	—	—	—	—	—	—	—	—	58
1	(D)	1	(D)	4	1 373	—	—	—	—	1	(D)	2	(D)	59
11	4 387	20	11 409	109	62 912	16	4 777	5	1 691	13	2 879	71	25 320	60
—	—	5	803	18	19 576	—	—	1	(D)	3	563	13	9 798	61
4	527	6	492	53	38 420	4	811	1	(D)	5	(D)	15	4 580	62
3	(D)	6	1 875	18	5 473	1	(D)	—	—	4	892	6	1 261	63
2	(D)	—	—	4	1 282	1	(D)	—	—	—	—	3	(D)	64
2	(D)	1	(D)	1	(D)	—	—	—	—	—	—	—	(D)	65
—	—	3	195	6	1 277	2	(D)	—	—	1	(D)	2	(D)	66
—	—	—	—	1	(D)	—	—	—	—	—	—	—	(D)	67
8	2 987	3	(D)	18	4 190	4	907	1	(D)	3	215	11	4 295	68
4	1 701	2	(D)	35	13 946	2	(D)	—	—	3	254	5	755	69
—	—	—	—	—	—	—	—	—	—	—	—	—	—	70
1	(D)	2	(D)	4	790	—	—	—	—	2	(D)	7	4 258	71
2	(D)	10	3 514	52	34 640	9	4 508	—	—	5	(D)	42	19 919	72
1	(D)	1	(D)	3	769	1	(D)	—	—	2	(D)	—	(D)	73
—	—	1	(D)	1	(D)	1	(D)	—	—	1	(D)	2	(D)	74
7	(D)	14	21 653	20	(D)	4	(D)	2	(D)	4	(D)	6	(D)	75
1	(D)	—	—	8	2 598	2	(D)	—	—	—	—	3	(D)	76

Places With 2,500 Inhabitants or More: 1992 —Con.

appendix A. For information on geographic areas followed by ▲, see appendix F]

Selected kind-of-business or operation groups —Con.													
Miscellaneous repair services (SIC 76)		Amusement and recreation services, including motion pictures and museums (SIC 78, 79, 84)		Health services (SIC 80)		Legal services (SIC 81)		Selected educational services (SIC 823, 4, 9)		Social services (SIC 83)		Engineering, accounting, research, management, and related services (except noncommercial research organizations) (SIC 87 ex. 8733)	
Number	Receipts (\$1,000)	Number	Receipts (\$1,000)	Number	Receipts (\$1,000)	Number	Receipts (\$1,000)	Number	Receipts (\$1,000)	Number	Receipts (\$1,000)	Number	Receipts (\$1,000)
1	(D)	2	(D)	10	3 912	2	(D)	—	—	2	(D)	9	4 293
—	—	4	782	48	20 086	1	(D)	1	(D)	1	(D)	4	555
2	(D)	5	756	40	12 343	4	801	—	—	4	874	15	8 431
48	(D)	56	(D)	187	(D)	18	(D)	5	(D)	37	(D)	167	(D)
17	8 092	28	5 018	89	41 915	24	2 983	2	(D)	22	4 149	26	5 158
3	(D)	1	(D)	8	2 617	1	(D)	—	—	—	—	2	(D)
—	—	3	(D)	32	15 640	21	(D)	1	(D)	3	(D)	10	3 498
—	—	2	(D)	9	1 885	—	—	—	—	1	(D)	2	(D)
14	(D)	22	(D)	40	21 773	2	(D)	1	(D)	18	3 184	12	(D)
39	18 850	52	(D)	263	126 059	62	14 510	7	(D)	26	8 335	63	38 971
3	(D)	7	(D)	36	15 419	7	(D)	—	—	2	(D)	6	(D)
4	(D)	3	(D)	20	6 248	6	2 660	—	—	—	—	4	1 398
1	(D)	2	(D)	12	4 242	—	—	1	(D)	2	(D)	4	472
1	(D)	4	(D)	49	22 718	25	5 280	—	—	4	329	6	1 161
5	1 735	2	(D)	37	27 996	9	1 481	2	(D)	3	(D)	10	5 729
1	(D)	2	(D)	15	7 046	—	—	—	—	—	—	—	—
—	—	—	—	—	—	—	—	—	—	—	—	—	—
—	—	2	(D)	14	4 660	4	2 794	—	—	—	—	4	(D)
—	—	—	—	5	681	—	—	1	(D)	—	—	2	(D)
2	(D)	7	1 886	8	2 276	1	(D)	—	—	—	—	2	(D)
5	1 532	2	(D)	13	3 903	1	(D)	2	(D)	1	(D)	6	1 890
—	—	—	—	1	(D)	—	—	3	(D)	—	—	2	(D)
1	(D)	—	—	11	8 162	3	(D)	—	—	3	(D)	2	(D)
16	(D)	21	(D)	42	(D)	6	(D)	1	(D)	8	(D)	15	(D)
13	2 345	11	1 585	54	15 515	10	(D)	1	(D)	10	1 906	18	1 952
4	912	1	(D)	21	6 679	10	(D)	1	(D)	1	(D)	7	1 229
9	1 433	10	(D)	33	8 836	—	—	1	(D)	9	(D)	11	723
81	36 765	151	63 290	541	334 668	103	62 221	13	6 463	46	12 793	224	119 407
1	(D)	2	(D)	9	2 836	1	(D)	1	(D)	—	—	1	(D)
—	—	4	665	13	2 996	3	1 077	—	—	2	(D)	9	2 108
—	—	1	(D)	2	(D)	1	(D)	—	—	1	(D)	4	511
2	(D)	10	3 434	23	8 774	4	1 172	1	(D)	1	(D)	12	4 781
3	(D)	4	636	6	2 809	—	—	—	—	2	(D)	3	261
3	(D)	5	789	11	3 906	2	(D)	—	—	1	(D)	5	615
2	(D)	3	—	6	1 869	—	—	—	—	2	(D)	3	(D)
2	(D)	3	353	16	9 494	1	(D)	1	(D)	3	252	4	836
2	(D)	—	—	6	1 337	1	(D)	—	—	—	—	1	(D)
—	—	2	(D)	11	7 684	—	—	—	—	1	(D)	3	(D)
5	5 796	5	1 946	18	14 184	1	(D)	—	—	1	(D)	6	1 201
19	12 497	32	24 113	136	71 044	64	47 743	3	(D)	8	1 984	47	29 101
2	(D)	14	4 448	33	22 599	5	841	—	—	3	275	15	5 201
—	—	2	(D)	6	9 303	—	—	—	—	2	(D)	5	1 031
3	2 270	2	(D)	59	82 363	1	(D)	1	(D)	—	—	4	2 135
4	(D)	4	(D)	79	59 310	7	6 995	1	(D)	3	(D)	32	41 144
33	9 022	58	21 871	107	(D)	12	(D)	5	(D)	16	(D)	70	27 338
28	12 155	56	14 623	242	148 971	47	14 544	2	(D)	36	(D)	59	38 223
16	7 681	33	7 198	160	113 341	27	9 369	1	(D)	18	(D)	35	24 303
3	(D)	4	783	22	9 556	14	4 072	1	(D)	6	359	7	2 582
3	(D)	8	2 884	4	1 065	—	—	—	—	1	(D)	1	(D)
—	—	1	(D)	15	7 188	1	(D)	—	—	1	(D)	1	(D)
—	—	—	—	13	5 057	2	(D)	—	—	—	—	1	(D)
6	(D)	10	(D)	28	12 764	3	(D)	—	—	10	(D)	14	(D)
8	(D)	16	3 303	45	18 557	22	6 588	—	—	13	2 460	26	5 054
1	(D)	—	—	6	5 860	6	1 572	—	—	—	—	4	416
1	(D)	3	720	6	2 490	3	(D)	—	—	2	(D)	1	(D)
—	—	1	(D)	10	4 766	8	2 374	—	—	1	(D)	8	2 112
6	(D)	12	(D)	23	5 441	5	(D)	—	—	10	(D)	13	(D)
185	103 013	266	191 820	1 160	675 695	274	121 651	38	15 053	117	44 275	578	397 268
17	11 348	30	78 123	108	52 842	22	8 522	7	1 685	13	12 009	42	17 561
7	7 978	2	(D)	27	9 239	7	2 060	—	—	3	1 163	4	(D)
19	11 260	14	4 997	52	34 475	9	(D)	—	—	12	(D)	7	(D)
4	(D)	6	1 549	14	5 949	6	2 401	—	—	7	1 977	7	12 961
4	404	11	2 721	65	46 552	66	27 293	2	(D)	4	1 633	41	19 518
10	3 004	8	5 007	56	33 563	7	2 791	2	(D)	6	1 461	28	14 575
7	6 432	10	3 412	57	23 771	10	3 832	3	(D)	5	763	14	3 164
3	(D)	1	(D)	1	(D)	1	(D)	—	—	—	—	1	(D)
—	—	1	(D)	7	2 277	—	—	—	—	1	(D)	11	2 023
14	7 372	20	10 434	45	57 267	22	15 143	3	314	7	(D)	42	16 289
11	2 452	11	2 878	69	53 933	3	658	2	(D)	4	(D)	11	2 817
1	(D)	14	6 902	28	5 761	7	5 266	—	—	2	(D)	12	2 468
2	(D)	7	1 209	51	26 948	23	12 903	—	—	2	(D)	35	68 869
—	—	2	(D)	8	2 752	—	—	1	(D)	2	(D)	9	2 138
6	604	15	9 131	61	27 206	10	3 366	2	(D)	1	(D)	37	10 837
5	1 586	4	597	8	1 687	1	(D)	—	—	1	(D)	4	(D)
4	(D)	—	—	13	3 905	5	5 571	—	—	3	(D)	5	(D)
8	3 703	13	4 501	57	27 808	7	(D)	1	(D)	4	(D)	14	4 774
1	(D)	1	(D)	51	38 582	2	(D)	—	—	1	(D)	4	1 050
1	(D)	—	—	3	(D)	1	(D)	—	—	—	—	1	(D)

Table 4. Summary Statistics for Firms Subject to Federal Income Tax for Counties and for

[Includes only establishments with payroll. For meaning of abbreviations and symbols, see introductory text. For explanation of terms and comparability of 1987 and 1992 censuses, see

Table with 14 columns: Geographic area, Establishments (number), Receipts (\$1,000), Annual payroll (\$1,000), First-quarter payroll (\$1,000), Paid employees for pay period including March 12 (number), Selected kind-of-business or operation groups (Hotels, Personal services, Business services, Automotive repair).

Places With 2,500 Inhabitants or More: 1992 —Con.

appendix A. For information on geographic areas followed by ▲, see appendix F]

Selected kind-of-business or operation groups —Con.															
Miscellaneous repair services (SIC 76)		Amusement and recreation services, including motion pictures and museums (SIC 78, 79, 84)		Health services (SIC 80)		Legal services (SIC 81)		Selected educational services (SIC 823, 4, 9)		Social services (SIC 83)		Engineering, accounting, research, management, and related services (except noncommercial research organizations) (SIC 87 ex. 8733)			
Number	Receipts (\$1,000)	Number	Receipts (\$1,000)	Number	Receipts (\$1,000)	Number	Receipts (\$1,000)	Number	Receipts (\$1,000)	Number	Receipts (\$1,000)	Number	Receipts (\$1,000)		
5	1 531	11	3 546	56	19 040	11	2 266	2	(D)	3	360	41	28 910	1	
14	(D)	12	4 156	52	32 382	7	1 465	—	—	6	1 283	31	40 404	2	
4	(D)	10	7 333	16	7 702	2	(D)	—	—	4	648	13	8 970	3	
38	(D)	63	42 778	255	160 590	45	(D)	12	(D)	26	(D)	164	(D)	4	
35	20 451	69	(D)	229	114 993	45	10 536	2	(D)	30	9 839	88	34 260	5	
14	7 578	22	5 005	93	50 089	29	7 181	1	(D)	6	598	29	17 529	6	
—	(D)	9	2 082	19	9 458	2	(D)	—	—	5	4 002	13	2 596	7	
—	—	1	(D)	7	2 032	1	(D)	—	—	1	(D)	2	(D)	8	
—	—	4	859	7	1 286	2	(D)	—	—	1	(D)	1	(D)	9	
1	(D)	2	(D)	14	4 651	3	654	—	—	2	(D)	9	5 961	10	
18	(D)	31	(D)	89	47 477	8	1 310	1	(D)	15	4 902	34	7 368	11	
42	27 583	61	9 473	285	132 364	69	16 842	5	(D)	22	(D)	67	59 246	12	
—	—	1	(D)	6	804	2	(D)	—	—	—	—	—	(D)	13	
1	(D)	4	(D)	24	13 947	15	3 121	—	—	3	(D)	9	(D)	14	
—	—	4	663	5	1 154	2	(D)	—	—	2	(D)	2	(D)	15	
10	9 521	8	1 182	130	64 750	41	11 803	—	—	3	(D)	22	11 319	16	
—	—	1	(D)	—	—	—	—	—	—	1	(D)	—	(D)	17	
—	—	4	373	5	1 899	1	(D)	—	—	—	—	1	(D)	18	
7	4 745	13	3 478	33	14 784	4	(D)	1	(D)	1	(D)	7	1 746	19	
—	—	1	(D)	13	9 417	1	(D)	—	—	1	(D)	5	(D)	20	
24	(D)	25	(D)	69	25 609	3	666	4	(D)	11	(D)	21	(D)	21	
—	—	2	(D)	3	(D)	3	(D)	—	—	—	—	3	(D)	22	
—	—	1	(D)	3	(D)	3	(D)	—	—	—	—	2	(D)	23	
—	—	1	(D)	—	—	—	—	—	—	—	—	—	(D)	24	
5	577	22	15 914	81	27 343	27	5 008	—	—	14	(D)	17	2 977	25	
1	(D)	7	3 670	8	1 271	7	1 292	—	—	2	(D)	2	(D)	26	
—	—	1	(D)	4	1 094	4	530	—	—	—	—	—	(D)	27	
2	(D)	6	(D)	28	8 432	8	1 135	—	—	4	616	1	(D)	28	
1	(D)	—	—	4	1 005	1	(D)	—	—	1	(D)	—	(D)	29	
1	(D)	2	(D)	20	7 544	5	1 679	—	—	5	(D)	3	557	30	
—	—	—	—	3	(D)	2	(D)	—	—	—	—	—	(D)	31	
—	—	2	(D)	2	(D)	—	—	—	—	—	—	2	(D)	32	
—	—	4	(D)	12	7 012	—	—	—	—	2	(D)	9	(D)	33	
26	8 989	62	15 721	164	126 192	36	15 710	4	(D)	26	(D)	97	76 755	34	
—	—	3	427	13	3 837	8	3 372	—	—	4	(D)	2	(D)	35	
3	(D)	6	448	11	2 084	5	592	—	—	—	—	1	(D)	36	
8	4 487	30	10 885	102	75 453	17	9 725	2	(D)	9	(D)	60	61 583	37	
15	(D)	23	3 961	38	44 818	6	2 021	2	(D)	13	(D)	34	(D)	38	
102	82 751	133	61 130	654	375 907	193	100 724	22	5 736	111	55 872	543	663 290	39	
1	(D)	3	553	14	10 331	—	—	—	—	2	(D)	2	(D)	40	
3	327	3	842	40	11 962	5	1 019	—	—	4	938	11	2 566	41	
8	1 668	6	(D)	35	9 857	10	2 370	1	(D)	8	1 646	16	4 938	42	
—	—	—	—	—	—	—	—	—	—	—	—	—	(D)	43	
5	2 034	6	(D)	14	11 415	6	2 501	—	—	2	(D)	11	4 600	44	
3	(D)	4	1 826	25	34 765	8	15 253	—	1 592	4	2 122	50	213 416	45	
2	(D)	3	291	14	4 053	5	615	—	—	1	(D)	6	1 015	46	
1	(D)	1	(D)	8	1 366	3	152	—	—	1	(D)	3	(D)	47	
3	328	5	1 522	46	31 503	9	1 053	1	(D)	4	(D)	12	4 653	48	
3	(D)	1	(D)	2	(D)	2	(D)	—	—	1	(D)	3	1 509	49	
7	853	13	4 752	84	51 071	38	26 316	3	—	10	6 121	86	95 824	50	
2	(D)	1	(D)	14	5 588	1	(D)	1	(D)	1	(D)	8	(D)	51	
—	—	1	(D)	—	—	—	—	—	—	—	(D)	2	(D)	52	
9	40 913	10	2 397	75	43 422	72	36 623	2	(D)	14	6 593	68	159 961	53	
10	7 493	19	11 516	66	38 674	4	567	3	(D)	11	2 215	50	19 173	54	
—	—	—	—	12	7 154	3	(D)	2	(D)	5	(D)	15	15 292	55	
45	15 040	57	35 583	205	(D)	27	8 924	5	1 251	42	22 381	200	115 687	56	
8	1 846	7	928	52	30 709	15	4 259	3	—	808	4	(D)	16	5 257	57
4	1 155	2	(D)	33	23 723	13	(D)	2	(D)	1	(D)	9	3 447	58	
4	691	5	(D)	19	6 986	2	(D)	1	(D)	3	(D)	7	1 810	59	
23	12 149	18	3 950	132	55 353	34	6 508	1	(D)	13	(D)	40	16 182	60	
2	(D)	7	1 054	41	23 050	25	4 532	—	—	3	667	11	3 829	61	
1	(D)	2	(D)	5	4 518	—	—	—	—	—	—	4	(D)	62	
6	(D)	4	615	62	22 681	7	(D)	1	(D)	1	(D)	12	4 671	63	
14	(D)	5	(D)	24	5 104	2	(D)	—	—	9	(D)	13	(D)	64	
7	2 616	8	1 360	40	21 813	8	2 668	—	—	—	—	4	(D)	65	
5	(D)	3	620	26	18 697	8	2 668	—	—	3	391	7	920	66	
2	(D)	5	740	14	3 116	—	—	—	—	1	(D)	3	132	67	
12	(D)	25	5 849	103	44 236	22	5 879	2	(D)	19	2 262	21	5 359	68	
2	(D)	6	1 195	39	9 734	8	(D)	—	—	3	146	6	(D)	69	
2	(D)	14	2 447	44	20 310	13	3 910	1	(D)	9	1 347	4	(D)	70	
8	(D)	5	2 207	20	14 192	1	(D)	1	(D)	7	769	11	3 413	71	
15	4 497	37	12 077	149	65 800	36	8 588	6	—	12	784	33	12 928	72	
4	(D)	14	3 440	96	45 080	27	6 643	2	(D)	5	338	19	8 102	73	
1	(D)	1	(D)	24	9 348	8	(D)	—	—	—	—	3	440	74	
10	(D)	22	(D)	29	11 372	1	(D)	2	(D)	7	446	11	4 386	75	
49	27 790	76	27 666	359	294 176	60	21 628	14	(D)	36	19 898	168	142 082	76	
5	4 862	8	2 004	74	49 653	11	2 887	2	(D)	6	6 218	30	28 776	77	
8	1 301	19	6 638	69	45 328	18	4 787	3	(D)	3	641	30	14 585	78	
2	(D)	5	871	42	45 737	1	(D)	2	(D)	3	(D)	11	(D)	79	
1	(D)	6	4 242	31	24 722	1	(D)	2	(D)	6	(D)	14	7 294	80	
2	(D)	3	1 449	19	19 305	3	3 236	—	—	—	—	6	(D)	81	

Table 4. Summary Statistics for Firms Subject to Federal Income Tax for Counties and for

[Includes only establishments with payroll. For meaning of abbreviations and symbols, see introductory text. For explanation of terms and comparability of 1987 and 1992 censuses, see

	Geographic area	Estab-lish-ments (number)	Receipts (\$1,000)	Annual payroll (\$1,000)	First-quarter payroll (\$1,000)	Paid employees for pay period including March 12 (number)	Selected kind-of-business or operation groups													
							Hotels, rooming houses, camps, and other lodging places (except membership lodging) (SIC 70 ex. 704)		Personal services (SIC 72)		Business services (SIC 73)		Automotive repair, services, and parking (SIC 75)							
							Number	Receipts (\$1,000)	Number	Receipts (\$1,000)	Number	Receipts (\$1,000)	Number	Receipts (\$1,000)						
1	Cumberland County—Con.																			
2	Lower Allen township	78	68 061	35 724	8 046	1 471	2	(D)	18	4 418	10	8 413	9	2 124						
3	Mechanicsburg	261	156 326	60 777	13 556	2 552	3	(D)	32	5 468	59	43 791	31	8 213						
4	New Cumberland	68	19 656	6 812	1 580	401	5	2 818	8	1 451	10	4 053	4	2 127						
5	Shippensburg (part) ▲	54	10 759	3 641	813	340	2	(D)	18	3 657	2	(D)	5	(D)						
	South Middleton township	12	5 261	1 723	314	71	1	(D)	—	—	2	(D)	1	(D)						
6	Upper Allen township	5	1 190	274	63	20	—	—	1	(D)	2	(D)	—	—						
7	Wormleysburg	20	19 742	11 795	3 017	223	1	(D)	1	(D)	3	4 340	2	(D)						
8	Balance of county	95	47 749	17 107	3 441	636	2	(D)	9	(D)	15	20 395	18	5 783						
9	Dauphin County	1 746	1 225 902	440 029	96 174	20 587	51	(D)	216	46 661	254	195 303	149	88 139						
10	Derry township (Dauphin County)	151	145 357	44 414	9 241	2 560	15	(D)	20	6 636	14	7 128	7	(D)						
11	Harrisburg	571	427 949	152 991	34 234	6 062	9	17 877	59	15 502	88	59 747	48	39 982						
12	Highspire	12	4 485	1 569	374	106	—	—	4	327	1	(D)	2	(D)						
13	Hummelstown	53	22 927	8 579	1 794	477	1	(D)	8	755	3	220	5	1 622						
14	Lower Paxton township	301	183 414	76 164	16 149	3 673	3	6 083	30	5 511	39	17 290	14	5 711						
15	Middletown (Dauphin County)	49	51 172	11 144	2 690	478	—	—	8	702	4	(D)	9	10 754						
16	Millersburg	32	6 720	2 525	525	123	—	—	6	998	2	(D)	—	—						
17	Penbrook	24	7 932	2 124	549	115	—	—	3	1 172	2	(D)	8	1 477						
18	Steelton	24	5 163	1 652	405	133	—	—	7	1 060	4	1 163	3	(D)						
19	Susquehanna township	219	144 550	70 027	14 557	2 651	4	5 092	26	6 202	40	52 034	9	3 399						
20	Swatara township	163	142 286	48 838	11 091	2 784	12	28 567	24	5 152	41	49 335	20	10 919						
21	Balance of county	147	83 947	20 002	4 565	1 425	7	(D)	21	2 644	16	(D)	24	(D)						
22	Delaware County	4 326	3 041 386	1 144 674	257 489	47 188	32	48 735	493	100 228	784	735 504	436	187 680						
23	Aldan	17	2 505	747	109	36	—	—	2	(D)	3	(D)	3	434						
24	Aston township	91	91 354	19 821	4 292	687	—	—	12	5 690	22	10 371	7	3 241						
25	Brookhaven	53	18 737	6 298	1 541	525	—	—	9	1 516	7	3 719	3	1 254						
26	Chester	140	85 820	37 525	8 040	1 525	1	(D)	11	3 371	16	10 034	32	6 030						
27	Clifton Heights	56	23 730	9 101	2 117	661	1	(D)	13	1 846	7	9 466	13	4 586						
28	Collingdale	41	9 676	3 229	771	185	—	—	5	282	5	2 070	9	1 853						
29	Colwyn	7	9 833	5 932	1 218	116	—	—	—	—	3	(D)	1	(D)						
30	Darby (Delaware County)	67	43 470	17 710	3 802	541	—	—	7	1 912	4	(D)	12	4 329						
31	Darby township (Delaware County)	21	14 946	5 984	1 133	125	—	—	3	(D)	9	4 741	—	—						
32	East Lansdowne	11	1 152	275	61	18	—	—	3	(D)	—	—	3	522						
33	Folcroft	37	31 767	12 966	3 187	647	—	—	4	(D)	7	19 429	11	1 596						
34	Glenolden	42	17 169	5 447	1 272	262	—	—	5	684	10	2 794	14	5 637						
35	Haverford township	365	164 103	66 519	14 484	2 981	1	(D)	38	5 005	56	23 642	25	9 462						
36	Lansdowne	88	26 707	8 456	1 979	570	—	—	14	2 323	20	7 939	11	2 450						
37	Marcus Hook	13	3 187	1 057	246	65	—	—	—	—	3	1 386	3	277						
38	Marple township	204	131 586	55 190	11 854	2 078	—	—	23	5 134	47	40 776	11	4 737						
39	Media	411	211 602	91 349	21 242	4 177	3	2 170	29	4 022	41	32 425	18	5 215						
40	Middletown township (Delaware County)	114	54 707	24 988	5 491	837	1	(D)	10	1 704	21	7 198	4	894						
41	Morton	26	11 139	3 877	982	177	—	—	2	(D)	2	(D)	10	2 959						
42	Nether Providence township	76	31 594	13 298	3 039	1 301	1	(D)	5	573	15	3 634	2	(D)						
43	Newtown township (Delaware County)	173	109 302	44 223	10 185	2 512	1	(D)	18	3 180	41	37 071	3	941						
44	Norwood	16	4 761	1 529	380	74	—	—	4	(D)	2	(D)	2	(D)						
45	Prospect Park	40	14 396	5 333	1 277	235	—	—	2	(D)	2	(D)	14	3 586						
46	Radnor township	563	1 051 788	362 715	82 463	12 039	7	(D)	45	7 946	150	299 856	28	61 491						
47	Ridley township	159	68 047	23 098	5 259	1 499	—	—	37	6 001	26	14 914	21	5 915						
48	Ridley Park	52	46 123	26 582	5 721	745	—	—	9	946	3	(D)	5	1 306						
49	Sharon Hill	30	44 177	13 515	3 628	447	—	—	3	(D)	8	14 920	4	798						
50	Springfield township (Delaware County)	215	105 617	38 913	9 017	2 519	1	(D)	46	13 918	31	22 418	15	5 328						
51	Swarthmore	70	31 175	10 958	2 605	793	—	—	7	896	12	6 889	1	(D)						
52	Upland	35	32 560	17 779	4 220	350	—	—	2	(D)	5	2 086	1	(D)						
53	Upper Chichester township	62	25 723	9 812	1 974	379	—	—	5	470	15	10 443	14	3 484						
54	Upper Darby township	533	185 849	75 425	16 469	3 376	1	(D)	87	15 829	77	33 222	63	22 173						
55	Yeadon	40	17 007	6 289	1 439	371	—	—	7	887	10	1 251	5	815						
56	Balance of county	458	320 077	118 734	25 992	4 335	14	28 710	26	5 018	104	95 619	68	24 190						
57	Elk County	155	34 958	12 009	2 403	728	6	1 875	26	2 833	19	2 659	20	6 357						
58	Johnsboro	12	2 678	548	117	36	1	(D)	2	(D)	1	(D)	2	(D)						
59	Ridgway	41	7 739	2 484	516	183	2	(D)	6	670	4	(D)	—	—						
60	St. Marys	87	21 929	8 490	1 669	470	3	991	15	1 709	11	1 938	12	4 396						
61	Balance of county	15	2 612	487	101	39	—	—	3	(D)	3	(D)	6	(D)						
62	Erie County	1 699	814 342	323 257	69 178	16 875	48	37 803	247	52 035	223	114 338	185	53 729						
63	Corry	53	15 372	6 465	1 398	440	1	(D)	10	1 019	4	2 087	4	154						
64	Edinboro	40	13 014	4 021	855	411	2	(D)	9	1 039	2	(D)	3	317						
65	Erie	908	533 000	226 802	48 875	10 063	9	10 004	117	33 560	126	71 289	76	25 535						
66	Girard	31	8 434	4 193	892	369	—	—	6	621	5	(D)	3	466						
67	Harborcreek township	43	9 838	3 297	793	323	2	(D)	6	687	4	(D)	8	1 693						
68	Lake City	8	784	186	43	15	—	—	2	(D)	—	—	1	(D)						
69	Millcreek township	364	170 607	58 567	11 943	3 757	24	(D)	59	11 517	59	30 272	48	15 303						
70	North East	46	8 344	2 728	624	179	1	(D)	9	679	4	569	5	642						
71	Union City	22	3 785	1 286	232	60	—	—	2	(D)	1	(D)	2	(D)						
72	Wesleyville	16	1 880	631	140	48	—	—	6	506	—	—	—	—						
73	Balance of county	168	49 284	15 081	3 383	1 210	8	(D)	21	(D)	18	(D)	33	8 811						

Places With 2,500 Inhabitants or More: 1992 —Con.

appendix A. For information on geographic areas followed by ▲, see appendix F]

Selected kind-of-business or operation groups —Con.														
Miscellaneous repair services (SIC 76)		Amusement and recreation services, including motion pictures and museums (SIC 78, 79, 84)		Health services (SIC 80)		Legal services (SIC 81)		Selected educational services (SIC 823, 4, 9)		Social services (SIC 83)		Engineering, accounting, research, management, and related services (except noncommercial research organizations) (SIC 87 ex. 8733)		
Number	Receipts (\$1,000)	Number	Receipts (\$1,000)	Number	Receipts (\$1,000)	Number	Receipts (\$1,000)	Number	Receipts (\$1,000)	Number	Receipts (\$1,000)	Number	Receipts (\$1,000)	
1	(D)	4	2 264	19	34 827	1	(D)	1	(D)	3	1 996	10	5 528	1
16	13 895	18	8 096	57	48 965	7	1 544	1	(D)	5	2 160	32	23 063	2
2	(D)	4	493	18	4 922	5	1 102	2	(D)	2	(D)	8	1 120	3
3	248	3	(D)	11	(D)	4	1 004	—	(D)	2	(D)	4	1308	4
—	—	2	(D)	2	(D)	—	—	—	—	—	—	4	—	5
2	(D)	—	—	—	—	—	—	—	—	—	—	—	—	6
7	(D)	4	242	11	9 637	1	(D)	—	(D)	1	(D)	5	5 026	7
—	—	—	—	6	7 344	8	3 755	1	(D)	5	(D)	14	(D)	8
48	40 745	116	141 758	434	270 532	176	152 552	12	5 953	78	27 394	198	126 262	9
1	(D)	16	(D)	45	19 188	11	(D)	—	—	8	3 422	11	2 684	10
10	5 947	22	6 732	98	72 621	136	128 443	3	(D)	16	5 437	78	70 895	11
1	(D)	1	(D)	3	(D)	—	—	—	—	—	—	—	—	12
2	(D)	3	(D)	16	11 540	2	(D)	—	—	7	4 572	6	704	13
8	3 587	22	10 215	128	112 026	6	2 287	3	(D)	16	3 704	30	14 502	14
—	—	—	—	—	—	—	—	—	—	—	—	—	—	15
5	2 930	5	(D)	11	3 997	1	(D)	—	—	1	(D)	4	575	16
—	—	5	789	11	3 163	1	(D)	—	—	1	(D)	6	764	17
—	—	3	193	5	1 207	—	—	—	—	1	(D)	2	(D)	18
—	—	1	(D)	6	1 627	1	(D)	—	—	1	(D)	1	(D)	19
2	(D)	8	1 472	59	27 590	13	16 595	4	530	17	8 426	35	19 341	20
14	22 038	14	3 809	22	7 491	3	(D)	1	(D)	3	(D)	8	8 380	21
5	2 394	16	(D)	30	(D)	2	(D)	1	(D)	7	785	17	(D)	22
140	77 936	178	99 651	1 207	725 100	306	115 208	38	33 199	100	51 390	557	817 593	23
1	(D)	—	—	7	1 663	—	—	—	—	—	—	1	(D)	24
5	(D)	8	(D)	19	9 188	2	(D)	—	—	5	(D)	10	(D)	25
2	(D)	5	1 221	21	8 496	1	(D)	—	—	1	(D)	4	1 028	26
6	1 946	2	(D)	56	51 594	6	2 073	1	(D)	2	(D)	5	2 826	27
2	(D)	5	2 049	9	3 070	—	—	—	—	3	322	3	(D)	28
3	(D)	1	(D)	13	3 332	1	(D)	—	—	2	(D)	2	(D)	29
2	(D)	2	(D)	37	19 908	—	—	—	—	—	—	3	(D)	30
1	(D)	—	—	6	8 564	—	—	—	—	1	(D)	1	(D)	31
2	(D)	—	—	—	—	—	—	—	—	2	(D)	—	—	32
3	(D)	3	(D)	5	1 021	—	—	—	—	2	(D)	2	(D)	33
4	(D)	—	—	5	1 588	—	—	—	—	—	—	4	(D)	34
8	2 407	10	5 489	144	101 564	18	2 834	2	(D)	6	801	53	9 896	35
1	(D)	7	1 239	26	11 219	2	(D)	—	—	1	(D)	5	473	36
—	—	—	—	4	1 414	1	(D)	—	—	—	(D)	1	(D)	37
5	9 753	7	2 364	62	45 264	8	3 991	2	(D)	5	(D)	33	13 660	38
7	1 968	11	2 049	73	43 495	168	69 350	1	(D)	9	(D)	48	31 677	39
3	222	7	7 552	44	19 902	2	(D)	—	—	3	(D)	13	7 338	40
2	(D)	3	(D)	6	2 572	—	—	—	—	1	(D)	—	—	41
1	(D)	3	919	23	13 343	7	3 091	2	(D)	—	—	14	6 967	42
4	1 118	9	7 889	40	11 990	9	1 959	4	(D)	8	(D)	36	14 932	43
—	—	1	(D)	4	1 407	—	—	—	—	2	(D)	1	(D)	44
5	1 802	1	(D)	9	2 911	2	(D)	1	(D)	1	(D)	3	(D)	45
9	4 247	18	10 081	113	67 791	29	16 620	13	1 915	10	6 901	126	546 468	46
9	989	12	7 312	43	28 991	5	1 477	—	—	2	(D)	4	(D)	47
—	—	—	—	29	40 387	1	(D)	—	—	1	(D)	4	(D)	48
1	(D)	6	(D)	4	6 336	—	—	—	—	1	(D)	3	(D)	49
3	1 168	16	9 832	66	40 311	7	964	2	(D)	4	378	23	8 304	50
1	(D)	—	—	37	16 613	1	(D)	1	(D)	—	—	9	4 363	51
—	—	—	—	22	26 047	—	—	—	—	2	(D)	2	(D)	52
—	—	—	—	—	—	—	—	—	—	—	—	—	—	53
2	(D)	2	(D)	14	6 664	1	(D)	—	—	2	(D)	5	3 233	54
14	2 338	20	9 072	184	75 528	20	4 653	5	(D)	13	2 322	47	17 105	55
2	(D)	2	(D)	9	9 457	2	(D)	—	—	1	(D)	2	(D)	56
32	33 603	17	(D)	73	43 470	13	4 835	4	(D)	9	(D)	87	56 432	57
3	(D)	7	2 107	44	14 674	14	1 924	—	—	4	(D)	12	1 849	58
1	(D)	—	—	4	(D)	1	(D)	—	—	—	—	—	—	59
1	(D)	1	(D)	14	3 734	6	(D)	—	—	2	(D)	5	(D)	60
1	(D)	5	(D)	25	9 549	7	890	—	—	2	(D)	6	944	61
—	—	1	(D)	1	(D)	—	—	—	—	—	—	1	(D)	62
81	32 290	101	30 838	488	365 409	111	49 235	8	3 321	50	11 164	151	61 932	63
—	—	4	(D)	20	9 527	3	474	—	—	1	(D)	6	1 369	64
2	(D)	7	1 432	10	5 904	2	(D)	—	—	2	(D)	1	(D)	65
37	22 163	37	10 378	299	270 852	90	45 710	6	(D)	29	6 147	80	33 591	66
—	—	2	(D)	10	3 184	1	(D)	—	—	—	—	3	(D)	67
3	336	5	1 553	10	2 910	1	(D)	—	—	2	(D)	2	(D)	68
2	(D)	2	(D)	—	—	—	—	—	—	1	(D)	—	—	69
22	7 715	21	11 713	77	49 920	5	(D)	1	(D)	11	3 986	36	20 842	70
2	(D)	1	(D)	15	2 857	4	1 026	—	—	—	—	5	2 068	71
1	(D)	4	748	8	2 009	3	(D)	—	—	—	—	—	—	72
—	—	—	—	4	484	1	(D)	—	—	1	(D)	2	(D)	73
12	1 375	18	3 892	35	17 762	1	(D)	—	—	3	(D)	16	2 530	74

Table 4. Summary Statistics for Firms Subject to Federal Income Tax for Counties and for

[Includes only establishments with payroll. For meaning of abbreviations and symbols, see introductory text. For explanation of terms and comparability of 1987 and 1992 censuses, see

	Geographic area	Establishments (number)	Receipts (\$1,000)	Annual payroll (\$1,000)	First-quarter payroll (\$1,000)	Paid employees for pay period including March 12 (number)	Selected kind-of-business or operation groups							
							Hotels, rooming houses, camps, and other lodging places (except membership lodging) (SIC 70 ex. 704)		Personal services (SIC 72)		Business services (SIC 73)		Automotive repair, services, and parking (SIC 75)	
							Number	Receipts (\$1,000)	Number	Receipts (\$1,000)	Number	Receipts (\$1,000)	Number	Receipts (\$1,000)
1	Fayette County -----	778	278 810	98 023	21 581	6 315	19	50 893	132	19 147	72	21 196	80	15 850
2	Brownsville -----	54	13 359	4 678	1 103	272	1	(D)	13	1 301	5	1 203	3	456
3	Connellsville -----	85	19 939	6 952	1 497	398	—	—	15	1 679	4	788	9	1 086
4	Masontown -----	27	5 810	1 944	428	126	—	—	8	1 107	1	(D)	—	—
5	North Union township -----	53	11 178	2 921	681	216	—	—	13	1 153	3	(D)	11	2 602
6	South Union township -----	8	849	243	47	17	—	—	1	(D)	1	(D)	1	(D)
7	Uniontown -----	288	123 456	44 955	9 419	2 250	4	(D)	46	8 017	29	10 582	22	5 621
8	Balance of county -----	263	104 219	36 330	8 406	3 036	14	(D)	36	(D)	29	7 658	34	(D)
9	Forest County -----	24	7 599	2 588	507	222	11	3 157	1	(D)	—	—	—	—
10	Franklin County -----	637	234 172	79 045	17 696	5 023	23	19 746	92	12 789	65	33 514	103	29 480
11	Antrim township -----	9	2 263	636	138	63	—	—	1	(D)	1	(D)	2	(D)
12	Chambersburg -----	275	134 495	48 953	10 337	2 307	10	7 765	39	6 552	28	25 925	36	10 659
13	Greencastle -----	51	12 368	3 592	838	274	2	(D)	10	1 388	2	(D)	8	3 250
14	Greene township -----	39	9 128	2 858	632	180	1	(D)	7	289	5	822	9	1 901
15	Guilford township -----	25	11 188	3 603	921	345	2	(D)	1	(D)	5	1 497	5	1 615
16	Shippensburg (part) ▲-----	5	1 055	376	87	20	—	—	—	—	—	—	1	(D)
17	Washington township (Franklin County) -----	18	3 790	1 053	215	98	—	—	2	(D)	3	551	2	(D)
18	Waynesboro -----	121	35 185	11 049	2 312	675	2	(D)	21	2 861	13	2 292	18	7 172
19	Balance of county -----	94	24 700	6 925	2 216	1 061	6	(D)	11	1 435	8	(D)	22	4 005
20	Fulton County -----	45	7 862	1 956	431	169	1	(D)	8	479	3	(D)	9	1 912
21	Greene County -----	152	40 271	12 461	2 601	797	6	1 652	15	4 363	7	(D)	22	5 842
22	Waynesburg -----	85	26 335	8 959	1 855	467	3	(D)	9	2 376	2	(D)	10	2 207
23	Balance of county -----	67	13 936	3 502	746	330	3	(D)	6	1 987	5	(D)	12	3 635
24	Huntingdon County -----	177	43 164	15 546	3 741	894	12	3 302	27	3 111	11	5 818	21	3 162
25	Huntingdon -----	119	33 383	12 971	3 198	717	4	2 063	18	2 105	8	5 695	9	1 306
26	Mount Union -----	14	2 111	738	163	43	2	(D)	4	(D)	—	—	2	(D)
27	Balance of county -----	44	7 670	1 837	380	134	6	(D)	5	(D)	3	123	10	(D)
28	Indiana County -----	460	154 026	47 756	10 449	2 878	13	6 175	61	8 067	35	18 562	61	12 858
29	Blairsville -----	38	14 202	3 735	847	234	1	(D)	9	1 141	2	(D)	4	(D)
30	Indiana -----	256	83 028	27 130	5 893	1 603	6	(D)	33	3 772	22	7 354	19	4 288
31	White township -----	42	13 825	5 604	1 144	308	1	(D)	6	1 156	3	(D)	6	986
32	Balance of county -----	124	42 971	11 287	2 565	733	5	(D)	13	1 998	8	10 544	32	(D)
33	Jefferson County -----	251	62 287	18 960	4 288	1 274	10	3 055	35	3 342	18	3 523	32	5 183
34	Brookville -----	69	19 927	6 863	1 507	367	3	(D)	11	873	3	304	5	879
35	Punxsutawney -----	73	19 472	6 076	1 345	456	2	(D)	14	1 749	5	456	3	729
36	Reynoldsville -----	20	6 086	1 954	440	147	1	(D)	2	(D)	1	(D)	3	674
37	Balance of county -----	89	16 802	4 067	996	304	4	894	8	(D)	9	(D)	21	2 901
38	Juniata County -----	71	16 402	5 462	1 283	433	3	(D)	10	1 093	4	471	6	1 610
39	Lackawanna County -----	1 388	684 912	250 948	53 855	12 333	21	(D)	168	49 026	161	80 382	163	38 295
40	Archbald -----	36	8 807	2 610	700	286	1	(D)	7	751	4	1 669	7	1 184
41	Blakely -----	55	15 636	7 034	1 462	521	—	—	3	441	4	(D)	6	426
42	Carbondale -----	61	17 112	5 348	1 249	301	1	(D)	4	379	1	(D)	12	1 550
43	Clarks Summit -----	102	60 958	21 023	4 899	1 086	4	9 664	15	2 978	19	5 749	8	1 477
44	Dickson City -----	40	16 056	4 550	972	334	—	—	9	965	6	5 187	4	(D)
45	Dunmore -----	116	54 569	22 062	4 816	1 370	2	(D)	21	14 357	14	11 069	11	2 182
46	Jessup -----	7	968	164	40	16	—	—	—	—	1	(D)	2	(D)
47	Moosic -----	30	13 831	3 795	800	450	2	(D)	3	(D)	7	2 639	4	420
48	Old Forge -----	35	16 719	4 411	936	216	—	—	4	346	6	7 819	5	1 534
49	Olyphant -----	31	9 363	3 190	612	147	—	—	3	80	3	(D)	4	569
50	Scranton -----	685	421 827	161 052	33 860	6 572	7	(D)	80	26 620	68	36 079	69	20 329
51	Taylor -----	28	4 525	1 444	310	137	—	—	5	(D)	4	1 145	8	1 130
52	Throop -----	12	3 600	1 034	267	62	—	—	—	—	2	(D)	6	957
53	Balance of county -----	150	40 941	13 231	2 932	835	4	(D)	14	(D)	22	6 032	17	(D)
54	Lancaster County -----	2 477	1 227 649	494 982	108 250	24 092	109	85 918	335	67 977	335	219 975	344	112 105
55	Akron -----	29	8 598	2 765	641	206	1	(D)	5	918	4	(D)	5	1 477
56	Columbia -----	47	16 962	5 643	1 397	371	1	(D)	6	1 090	3	(D)	5	734
57	Denver -----	44	12 198	3 996	912	216	2	(D)	4	409	3	(D)	11	2 899
58	East Hempfield township -----	120	59 631	20 682	4 726	1 100	3	4 800	16	2 849	19	14 442	8	3 372
59	East Lampeter township -----	129	86 100	30 597	6 413	1 818	28	21 326	14	1 424	25	33 585	14	2 439
60	East Petersburg -----	24	8 231	2 272	549	149	—	—	4	(D)	8	3 647	5	1 610
61	Elizabethtown -----	91	23 302	7 853	1 881	524	7	1 047	20	2 311	10	1 138	12	2 260
62	Ephrata -----	106	39 091	14 789	3 321	725	3	(D)	18	3 136	9	3 357	15	5 702
63	Lancaster (Lancaster County) -----	577	409 960	202 164	43 455	7 576	5	(D)	74	24 376	80	62 127	42	13 641
64	Lancaster township (Lancaster County) -----	63	52 103	23 584	5 514	1 031	1	(D)	12	3 012	8	17 090	3	(D)
65	Lititz -----	112	33 137	10 208	2 435	626	3	409	20	3 484	14	3 715	21	6 051
66	Manheim (Lancaster County) -----	95	32 145	10 060	2 084	582	3	425	13	1 436	13	12 379	37	10 660
67	Manheim township (Lancaster County) -----	312	191 258	77 936	16 968	4 016	6	16 027	40	7 767	60	32 961	24	13 737
68	Manor township (Lancaster County) -----	48	15 679	5 938	1 278	359	—	—	9	1 890	10	6 818	7	1 334
69	Marietta -----	7	1 024	419	101	22	—	—	—	—	—	—	—	—

Places With 2,500 Inhabitants or More: 1992 —Con.

appendix A. For information on geographic areas followed by ▲, see appendix F]

Selected kind-of-business or operation groups —Con.														
Miscellaneous repair services (SIC 76)		Amusement and recreation services, including motion pictures and museums (SIC 78, 79, 84)		Health services (SIC 80)		Legal services (SIC 81)		Selected educational services (SIC 823, 4, 9)		Social services (SIC 83)		Engineering, accounting, research, management, and related services (except noncommercial research organizations) (SIC 87 ex. 8733)		
Number	Receipts (\$1,000)	Number	Receipts (\$1,000)	Number	Receipts (\$1,000)	Number	Receipts (\$1,000)	Number	Receipts (\$1,000)	Number	Receipts (\$1,000)	Number	Receipts (\$1,000)	
25	6 423	72	(D)	239	116 920	45	9 664	4	(D)	31	3 953	58	17 787	1
3	744	—	—	20	8 866	—	—	—	—	5	396	4	(D)	2
4	571	5	(D)	33	12 853	7	1 911	—	—	3	(D)	5	640	3
1	(D)	5	401	11	3 909	1	(D)	—	—	—	—	—	—	4
5	584	3	(D)	11	2 465	—	—	1	(D)	2	(D)	4	2 982	5
—	—	1	(D)	1	(D)	1	(D)	—	—	—	—	2	(D)	6
3	(D)	17	4 572	101	71 590	30	6 596	3	(D)	7	734	25	9 590	7
9	(D)	41	(D)	62	(D)	6	(D)	—	—	14	(D)	18	(D)	8
2	(D)	5	491	3	(D)	—	—	—	—	—	—	2	(D)	9
23	6 447	47	9 797	160	80 234	37	9 697	1	(D)	16	(D)	70	28 653	10
—	—	2	(D)	2	(D)	—	—	—	—	1	(D)	—	—	11
5	(D)	14	2 760	90	54 186	21	4 678	—	—	3	(D)	29	19 345	12
6	790	7	1 375	10	3 194	1	(D)	—	—	1	(D)	4	679	13
1	(D)	4	1 895	9	2 884	—	—	—	—	1	(D)	2	(D)	14
3	1 067	3	(D)	2	(D)	—	—	—	—	—	—	4	699	15
—	—	1	(D)	2	(D)	—	—	—	—	—	—	—	(D)	16
2	(D)	—	—	3	644	—	—	—	—	2	(D)	4	130	17
3	809	5	877	31	11 338	8	—	—	—	4	(D)	16	4 932	18
3	(D)	11	(D)	11	2 642	7	3 514	1	(D)	4	260	10	(D)	19
1	(D)	2	(D)	12	2 272	3	387	—	—	1	(D)	5	(D)	20
12	3 043	12	1 253	47	18 528	12	2 226	1	(D)	8	1 293	10	1 380	21
4	1 925	3	(D)	32	15 362	11	(D)	1	(D)	2	(D)	8	(D)	22
8	1 118	9	(D)	15	3 166	1	(D)	—	—	6	(D)	2	(D)	23
4	(D)	11	2 489	49	13 532	18	2 569	3	(D)	4	1 418	16	4 372	24
2	(D)	5	(D)	38	10 923	18	2 569	2	(D)	4	1 418	10	3 675	25
1	(D)	—	—	5	1 127	—	—	—	—	—	—	—	—	26
1	(D)	6	(D)	6	1 482	—	—	1	(D)	—	—	6	697	27
25	26 801	27	(D)	149	50 076	25	7 720	1	(D)	25	4 979	35	10 860	28
2	(D)	1	(D)	11	3 053	2	(D)	1	(D)	1	(D)	4	566	29
11	9 669	13	1 604	97	35 154	23	(D)	—	—	8	1 371	21	7 642	30
2	(D)	5	1 118	13	4 836	—	—	—	—	3	(D)	3	2 002	31
10	(D)	8	(D)	28	7 033	—	—	—	—	13	(D)	7	650	32
3	(D)	9	(D)	88	31 219	20	5 141	—	—	9	2 232	26	4 936	33
—	—	2	(D)	28	12 176	7	1 649	—	—	5	1 684	5	650	34
1	(D)	2	(D)	30	11 443	6	2 178	—	—	2	(D)	7	1 271	35
1	(D)	1	(D)	5	1 992	4	(D)	—	—	—	—	2	(D)	36
1	(D)	4	556	25	5 608	3	(D)	—	—	2	(D)	12	(D)	37
2	(D)	10	1 068	17	8 836	8	915	—	—	3	(D)	8	847	38
30	(D)	95	35 137	445	260 764	128	58 302	7	(D)	43	15 135	120	57 380	39
—	—	5	1 274	6	2 263	1	(D)	1	(D)	1	(D)	3	224	40
—	—	2	(D)	25	9 404	3	(D)	—	—	4	1 396	8	1 414	41
1	(D)	5	812	28	12 011	5	854	1	(D)	2	(D)	1	(D)	42
3	(D)	8	(D)	24	13 891	6	2 952	1	(D)	1	(D)	13	15 471	43
—	—	4	1 880	11	3 319	2	(D)	—	—	1	(D)	3	234	44
4	538	6	3 206	32	15 667	7	1 577	—	—	3	123	13	3 265	45
—	—	1	(D)	3	(D)	—	—	—	—	—	—	—	—	46
1	(D)	5	(D)	1	(D)	—	—	—	—	2	(D)	5	1 107	47
2	(D)	2	(D)	15	6 129	1	(D)	—	—	1	(D)	1	(D)	48
—	—	2	(D)	9	1 782	—	—	—	—	2	(D)	6	4 228	49
11	(D)	37	14 204	241	176 274	97	50 236	4	(D)	20	(D)	48	25 500	50
—	—	1	(D)	6	804	—	—	—	—	1	(D)	3	750	51
1	(D)	—	—	3	1 422	—	—	—	—	—	—	—	—	52
7	1 681	17	(D)	41	(D)	6	(D)	—	—	5	668	16	(D)	53
129	45 262	137	50 939	604	380 384	116	68 579	13	4 218	90	26 622	243	157 788	54
1	(D)	3	(D)	5	3 904	—	—	—	—	3	711	2	(D)	55
3	1 480	4	511	20	9 652	3	(D)	—	—	—	—	2	(D)	56
3	(D)	1	(D)	10	2 545	2	(D)	—	—	3	(D)	5	1 059	57
4	4 027	8	3 228	36	13 806	1	(D)	1	(D)	4	520	18	11 201	58
4	(D)	16	9 015	8	4 977	—	—	2	(D)	6	1 111	12	7 628	59
1	(D)	—	—	4	820	—	—	—	—	—	—	—	(D)	60
4	967	2	(D)	17	6 739	3	1 500	1	(D)	4	(D)	11	5 892	61
7	2 876	3	(D)	36	14 764	6	1 066	1	(D)	4	(D)	3	1 556	62
19	7 724	26	8 306	169	160 565	80	56 853	1	(D)	21	5 419	56	64 570	63
3	(D)	4	2 335	18	20 071	—	—	—	—	7	3 888	6	1 182	64
5	1 068	4	1 173	28	9 865	5	1 182	—	—	—	—	12	6 190	65
4	1 190	4	354	12	3 968	1	(D)	—	—	1	(D)	6	641	66
7	2 272	15	4 626	99	63 773	5	3 035	5	(D)	11	4 573	39	41 275	67
2	(D)	3	(D)	9	2 216	1	(D)	—	—	3	311	4	881	68
1	(D)	2	(D)	1	(D)	—	—	—	—	2	(D)	1	(D)	69

Places With 2,500 Inhabitants or More: 1992 -Con.

appendix A. For information on geographic areas followed by ▲, see appendix F]

Selected kind-of-business or operation groups -Con.													
Miscellaneous repair services (SIC 76)		Amusement and recreation services, including motion pictures and museums (SIC 78, 79, 84)		Health services (SIC 80)		Legal services (SIC 81)		Selected educational services (SIC 823, 4, 9)		Social services (SIC 83)		Engineering, accounting, research, management, and related services (except noncommercial research organizations) (SIC 87 ex. 8733)	
Number	Receipts (\$1,000)	Number	Receipts (\$1,000)	Number	Receipts (\$1,000)	Number	Receipts (\$1,000)	Number	Receipts (\$1,000)	Number	Receipts (\$1,000)	Number	Receipts (\$1,000)
-	-	5	615	10	4 680	1	(D)	-	-	-	-	1	(D) 1
5	(D)	2	(D)	11	1 497	1	(D)	-	-	2	(D)	4	1 242 2
3	(D)	2	(D)	14	5 089	1	(D)	-	-	-	-	6	917 3
-	-	7	6 511	6	2 259	-	-	-	-	-	-	3	(D) 4
3	1 158	-	-	-	-	-	-	-	-	1	(D)	3	(D) 5
-	-	2	(D)	2	(D)	-	-	-	-	1	(D)	-	- 6
50	(D)	24	8 410	89	48 516	6	520	2	(D)	17	(D)	47	(D) 7
24	8 074	41	11 768	161	74 095	34	9 561	5	4 465	10	(D)	38	13 925 8
1	(D)	8	4 513	30	9 187	6	1 664	-	-	1	(D)	7	(D) 9
14	5 472	14	3 202	110	54 651	28	7 897	4	(D)	6	(D)	21	10 644 10
2	(D)	3	(D)	7	4 887	-	-	-	-	-	-	2	(D) 11
7	2 381	16	(D)	14	5 370	-	-	1	(D)	3	(D)	8	(D) 12
27	11 109	48	12 977	166	79 495	28	10 269	2	(D)	21	4 187	41	58 749 13
-	-	1	(D)	1	(D)	-	-	-	-	-	-	-	- 14
8	4 715	21	4 642	108	53 535	20	6 006	1	(D)	9	1 384	15	10 134 15
2	(D)	3	647	6	1 214	1	(D)	-	-	1	(D)	2	(D) 16
3	(D)	8	3 588	20	6 325	3	(D)	1	(D)	5	707	2	(D) 17
14	(D)	15	(D)	31	(D)	4	(D)	-	-	6	(D)	22	(D) 18
87	46 344	127	69 586	715	465 717	188	72 699	16	(D)	94	18 974	245	137 531 19
41	24 296	38	23 267	308	195 336	145	58 777	9	5 195	31	5 548	111	74 271 20
3	(D)	12	5 086	76	44 749	16	5 471	1	(D)	5	(D)	19	5 164 21
1	(D)	1	(D)	7	1 374	-	-	4	712	1	(D)	1	(D) 22
3	(D)	4	2 151	10	8 202	1	(D)	-	-	2	(D)	4	(D) 23
-	-	1	(D)	2	(D)	-	-	1	(D)	1	(D)	1	(D) 24
5	1 506	10	1 773	25	6 739	3	(D)	1	(D)	6	1 710	14	7 550 25
1	(D)	1	(D)	44	29 460	1	(D)	-	-	1	(D)	1	(D) 26
2	(D)	5	1 366	16	4 705	2	(D)	-	-	4	545	10	4 481 27
1	(D)	-	-	2	(D)	-	-	-	-	-	-	-	- 28
1	(D)	4	276	20	7 363	3	587	-	-	3	414	7	1 846 29
2	(D)	4	(D)	89	97 240	2	(D)	2	(D)	3	(D)	18	6 283 30
1	(D)	4	439	4	875	1	(D)	-	-	3	(D)	-	- 31
4	647	8	(D)	60	38 178	6	1 453	1	(D)	8	2 010	20	7 878 32
14	5 186	15	8 219	29	13 595	3	(D)	-	-	11	(D)	16	10 810 33
8	(D)	20	(D)	23	(D)	5	(D)	2	(D)	12	(D)	23	(D) 34
63	(D)	113	90 342	569	317 030	162	56 252	7	2 280	86	28 791	194	116 384 35
-	-	2	(D)	3	1 172	-	-	-	-	3	(D)	3	(D) 36
2	(D)	1	(D)	4	3 102	-	-	1	(D)	-	-	3	271 37
-	-	6	1 103	14	5 013	1	(D)	3	(D)	3	(D)	3	(D) 38
1	(D)	1	(D)	3	886	1	(D)	-	-	-	-	-	- 39
-	-	-	-	5	1 043	-	-	-	-	1	(D)	-	- 40
1	(D)	6	4 579	6	1 683	-	-	-	-	2	(D)	1	(D) 41
3	163	5	4 583	7	7 016	1	(D)	-	-	1	(D)	1	(D) 42
-	-	1	(D)	21	8 776	13	(D)	-	-	-	-	4	(D) 43
-	-	1	(D)	5	1 395	2	(D)	-	-	2	(D)	3	361 44
3	743	3	(D)	16	10 923	1	(D)	-	-	2	(D)	2	(D) 45
-	-	1	(D)	-	-	-	-	-	-	-	-	-	- 46
8	1 142	13	3 242	104	50 401	24	7 412	-	-	6	(D)	24	9 189 47
2	(D)	5	748	90	72 366	20	7 603	1	(D)	8	2 608	23	8 800 48
1	(D)	1	(D)	1	(D)	-	-	-	-	3	(D)	-	- 49
3	428	2	(D)	5	1 612	1	(D)	1	(D)	-	-	2	(D) 50
1	(D)	3	826	15	7 390	-	-	-	-	1	(D)	3	(D) 51
2	(D)	1	(D)	25	13 404	6	641	-	-	3	(D)	5	1 162 52
1	(D)	7	(D)	15	13 244	-	-	-	-	5	1 570	6	(D) 53
2	(D)	1	(D)	12	2 226	2	(D)	-	-	2	(D)	1	(D) 54
2	(D)	-	-	2	(D)	-	-	-	-	-	-	-	- 55
-	-	2	(D)	8	2 668	1	(D)	-	-	1	(D)	2	(D) 56
-	-	3	853	10	2 614	4	(D)	-	-	-	-	2	(D) 57
1	(D)	1	(D)	1	(D)	1	(D)	-	-	-	-	1	(D) 58
11	(D)	18	12 562	120	83 384	80	31 165	1	(D)	19	8 451	66	61 573 59
3	500	3	(D)	11	3 294	-	-	2	(D)	3	(D)	4	856 60
16	(D)	27	(D)	66	(D)	4	(D)	1	(D)	24	12 724	35	(D) 61
27	19 498	37	10 324	181	111 347	48	18 856	2	(D)	28	5 344	52	19 648 62
1	(D)	-	-	15	5 461	3	(D)	-	-	2	(D)	3	192 63
2	(D)	6	2 619	24	28 488	-	-	-	-	2	(D)	2	(D) 64
3	(D)	7	1 904	12	1 507	-	-	-	-	2	(D)	6	979 65
1	(D)	6	2 898	5	1 305	3	410	-	-	-	-	4	(D) 66
1	(D)	4	772	4	(D)	-	-	-	-	3	731	1	(D) 67
14	11 279	8	(D)	103	63 947	40	17 428	2	(D)	9	2 555	31	14 022 68
5	2 362	6	(D)	18	(D)	2	(D)	-	-	10	1 415	5	(D) 69
11	1 139	16	2 350	62	22 680	21	3 544	-	-	4	(D)	23	3 992 70
6	(D)	7	1 282	36	15 891	12	1 920	-	-	2	(D)	15	2 508 71
-	-	-	-	14	3 070	3	(D)	-	-	1	(D)	3	854 72
5	(D)	8	(D)	12	3 719	6	(D)	-	-	1	(D)	5	630 73
26	6 952	59	15 243	240	103 669	35	10 305	2	(D)	21	(D)	52	23 126 74
-	-	-	-	11	5 394	1	(D)	-	-	1	(D)	-	- 75
6	664	8	910	44	33 320	4	1 239	-	-	3	(D)	10	4 879 76
2	(D)	8	1 485	30	12 555	4	1 355	1	(D)	2	(D)	10	3 259 77
2	(D)	14	4 724	71	22 826	7	986	1	(D)	2	(D)	6	1 781 78
3	(D)	4	(D)	48	17 172	12	5 704	-	-	6	1 633	17	8 631 79
5	2 781	2	(D)	3	811	-	-	-	-	1	(D)	2	(D) 80
8	2 167	23	(D)	33	11 591	7	(D)	-	-	6	(D)	7	(D) 81
8	2 364	12	2 973	72	31 088	12	2 759	-	-	3	330	9	1 591 82
2	(D)	9	2 773	59	26 432	11	(D)	-	-	2	(D)	7	(D) 83
6	(D)	3	200	13	4 656	1	(D)	-	-	1	(D)	2	(D) 84

Places With 2,500 Inhabitants or More: 1992 —Con.

appendix A. For information on geographic areas followed by ▲, see appendix F]

Selected kind-of-business or operation groups —Con.														
Miscellaneous repair services (SIC 76)		Amusement and recreation services, including motion pictures and museums (SIC 78, 79, 84)		Health services (SIC 80)		Legal services (SIC 81)		Selected educational services (SIC 823, 4, 9)		Social services (SIC 83)		Engineering, accounting, research, management, and related services (except noncommercial research organizations) (SIC 87 ex. 8733)		
Number	Receipts (\$1,000)	Number	Receipts (\$1,000)	Number	Receipts (\$1,000)	Number	Receipts (\$1,000)	Number	Receipts (\$1,000)	Number	Receipts (\$1,000)	Number	Receipts (\$1,000)	
22	5 817	76	32 198	152	82 066	60	14 491	5	853	31	8 188	81	30 125	1
5	1 345	13	2 623	60	48 662	2	(D)	2	(D)	4	374	15	9 581	2
—	(D)	1	(D)	—	(D)	—	(D)	—	(D)	—	(D)	—	(D)	3
5	(D)	13	7 668	41	16 781	45	11 850	—	(D)	3	(D)	26	7 247	4
12	(D)	49	(D)	51	16 623	13	(D)	3	(D)	24	(D)	40	13 297	5
210	101 933	400	217 408	2 198	1 466 689	509	289 621	51	22 080	176	71 692	1 327	1 338 903	6
17	5 784	21	16 797	238	153 075	23	6 046	2	(D)	15	4 159	75	35 595	7
3	(D)	8	5 636	16	8 521	4	(D)	—	(D)	2	(D)	22	22 055	8
6	2 414	1	(D)	4	1 282	2	(D)	—	(D)	1	(D)	5	(D)	9
5	1 265	21	14 241	162	95 201	28	7 089	7	1 782	4	(D)	81	37 143	10
2	(D)	6	1 863	5	1 355	1	(D)	—	(D)	2	(D)	4	(D)	11
—	(D)	12	10 575	22	5 647	5	1 175	1	(D)	2	(D)	22	27 635	12
7	(D)	12	9 487	72	52 236	20	10 588	—	(D)	10	6 123	27	15 855	13
4	1 146	2	(D)	32	14 711	6	1 482	1	(D)	1	(D)	20	9 109	14
—	(D)	—	(D)	—	(D)	—	(D)	—	(D)	—	(D)	—	(D)	15
3	645	—	(D)	6	1 695	—	(D)	—	(D)	—	(D)	3	(D)	16
—	(D)	—	(D)	—	(D)	—	(D)	—	(D)	—	(D)	—	(D)	17
7	5 431	7	1 803	25	10 651	3	8 047	1	(D)	5	914	13	3 553	18
8	9 107	11	6 771	50	67 989	1	(D)	1	(D)	3	236	46	90 697	19
5	578	15	10 492	83	33 913	50	16 091	—	(D)	2	(D)	78	61 176	20
8	2 497	14	5 724	67	57 586	12	11 677	3	(D)	17	11 944	34	16 317	21
15	9 026	58	30 639	479	273 230	98	74 780	9	3 030	14	3 421	247	216 232	22
6	(D)	14	3 447	59	28 736	8	2 438	—	(D)	3	(D)	46	18 583	23
4	(D)	6	3 568	18	8 250	1	(D)	—	(D)	1	(D)	12	7 009	24
2	(D)	2	(D)	5	1 816	—	(D)	—	(D)	—	(D)	—	1 849	25
1	(D)	5	3 767	8	6 186	2	(D)	1	(D)	—	(D)	9	13 291	26
1	(D)	7	6 302	19	6 840	9	4 321	2	(D)	1	(D)	14	25 663	27
5	7 696	9	4 617	95	83 496	89	36 696	—	(D)	6	2 405	16	9 853	28
5	1 664	1	(D)	21	7 967	1	(D)	—	(D)	2	(D)	16	4 603	29
4	(D)	8	4 329	39	45 585	18	13 250	1	(D)	3	(D)	38	184 135	30
11	3 610	19	5 291	99	64 005	20	11 921	1	(D)	12	(D)	37	40 750	31
1	(D)	—	(D)	16	6 702	3	1 678	1	(D)	1	(D)	1	(D)	32
2	(D)	3	(D)	16	4 184	—	(D)	—	(D)	3	913	5	1 290	33
1	(D)	3	(D)	14	4 886	3	(D)	1	(D)	1	(D)	9	4 788	34
4	398	14	3 829	80	69 838	8	2 494	1	(D)	3	733	28	9 360	35
7	(D)	—	(D)	8	(D)	—	(D)	—	(D)	—	(D)	4	(D)	36
4	1 436	4	516	12	4 712	4	(D)	—	(D)	5	1 190	13	3 628	37
5	614	12	3 893	83	40 827	11	10 748	4	(D)	9	4 614	62	60 690	38
1	(D)	—	(D)	6	(D)	—	(D)	—	(D)	—	(D)	6	1 410	39
11	2 605	21	16 307	92	57 405	19	14 625	8	6 390	12	7 663	76	95 063	40
8	(D)	11	5 825	53	42 886	6	1 665	1	(D)	7	9 640	30	35 384	41
—	(D)	4	2 371	3	(D)	—	(D)	—	(D)	—	(D)	3	(D)	42
3	(D)	14	6 284	41	56 123	11	6 821	—	(D)	3	(D)	46	43 345	43
7	1 875	16	10 495	36	24 288	23	25 833	1	(D)	5	513	76	152 250	44
25	9 054	38	18 615	114	(D)	20	13 370	4	2 642	21	4 648	99	80 824	45
2	(D)	8	1 532	14	13 836	5	1 233	—	(D)	4	(D)	5	(D)	46
2	(D)	5	606	13	(D)	5	1 233	—	(D)	4	(D)	5	(D)	47
—	(D)	3	926	1	(D)	—	(D)	—	(D)	—	(D)	—	(D)	48
48	28 219	76	27 884	442	194 860	128	35 077	6	(D)	42	(D)	153	72 569	49
4	718	4	281	13	4 631	4	(D)	1	(D)	4	307	4	906	50
7	(D)	13	2 636	140	52 555	50	12 234	—	(D)	9	3 680	55	43 619	51
—	(D)	5	1 800	13	3 797	2	(D)	—	(D)	6	(D)	7	5 165	52
5	(D)	14	3 354	61	37 832	51	11 821	2	(D)	6	844	25	9 740	53
—	(D)	4	1 348	11	3 413	2	(D)	—	(D)	—	(D)	2	(D)	54
5	2 792	5	(D)	20	3 272	4	(D)	—	(D)	2	(D)	7	1 655	55
2	(D)	2	(D)	15	5 851	3	584	—	(D)	2	(D)	3	(D)	56
—	(D)	1	(D)	3	680	—	(D)	—	(D)	—	(D)	—	(D)	57
2	(D)	7	2 646	32	25 693	3	(D)	2	(D)	1	(D)	17	4 288	58
—	(D)	1	(D)	12	2 909	—	(D)	—	(D)	—	(D)	3	(D)	59
1	(D)	3	2 236	72	40 313	1	(D)	—	(D)	4	(D)	5	1 855	60
2	(D)	4	1 184	10	1 780	2	(D)	—	(D)	3	1 101	3	(D)	61
20	(D)	13	(D)	40	12 134	6	(D)	1	(D)	5	456	22	3 030	62
11	2 769	36	18 166	131	52 563	35	7 008	1	(D)	22	4 185	30	6 617	63
1	(D)	—	(D)	1	(D)	1	(D)	—	(D)	2	(D)	—	(D)	64
1	(D)	5	499	17	6 960	4	1 398	—	(D)	1	(D)	3	575	65
1	(D)	3	282	23	8 743	3	120	—	(D)	—	(D)	4	396	66
—	(D)	—	(D)	9	7 101	2	(D)	—	(D)	2	(D)	—	(D)	67
—	(D)	4	(D)	21	4 732	13	2 129	—	(D)	1	(D)	3	341	68
3	(D)	9	1 274	34	18 689	7	2 673	—	(D)	11	2 179	10	2 530	69
5	1 035	15	(D)	26	(D)	5	496	1	(D)	5	899	10	2 775	70
8	1 457	10	922	28	8 309	13	2 277	1	(D)	9	1 362	9	1 573	71
242	119 172	346	329 662	2 583	1 543 888	1 203	1 975 394	68	71 108	198	47 067	729	2 110 404	72
242	119 172	346	329 662	2 583	1 543 888	1 203	1 975 394	68	71 108	198	47 067	729	2 110 404	73
4	(D)	17	5 025	33	22 397	10	3 517	—	(D)	5	(D)	28	11 773	74
2	(D)	6	741	23	10 813	8	1 441	—	(D)	1	(D)	5	(D)	75
2	(D)	3	(D)	14	7 535	8	1 441	—	(D)	1	(D)	4	(D)	76
—	(D)	3	(D)	9	3 278	—	(D)	—	(D)	—	(D)	1	(D)	77

Places With 2,500 Inhabitants or More: 1992 —Con.

appendix A. For information on geographic areas followed by ▲, see appendix F]

Selected kind-of-business or operation groups —Con.														
Miscellaneous repair services (SIC 76)		Amusement and recreation services, including motion pictures and museums (SIC 78, 79, 84)		Health services (SIC 80)		Legal services (SIC 81)		Selected educational services (SIC 823, 4, 9)		Social services (SIC 83)		Engineering, accounting, research, management, and related services (except noncommercial research organizations) (SIC 87 ex. 8733)		
Number	Receipts (\$1,000)	Number	Receipts (\$1,000)	Number	Receipts (\$1,000)	Number	Receipts (\$1,000)	Number	Receipts (\$1,000)	Number	Receipts (\$1,000)	Number	Receipts (\$1,000)	
19	7 226	52	11 386	209	116 544	49	17 883	6	(D)	13	1 466	59	16 788	1
1	(D)	3	808	9	1 684	3	(D)	—	—	1	(D)	2	(D)	2
—	—	—	—	2	(D)	1	(D)	—	—	—	—	1	(D)	3
1	(D)	3	(D)	12	9 890	4	945	—	—	—	—	1	(D)	4
—	—	1	(D)	7	1 431	1	(D)	—	—	—	—	2	(D)	5
2	(D)	3	(D)	12	3 577	1	(D)	1	(D)	—	—	1	(D)	6
3	1 125	2	(D)	10	4 420	2	(D)	—	—	1	(D)	2	(D)	7
1	(D)	6	1 469	85	63 991	23	12 313	2	(D)	2	(D)	17	6 724	8
—	—	2	(D)	—	—	1	(D)	—	—	—	—	1	(D)	9
1	(D)	1	(D)	12	2 303	3	1 226	—	—	1	(D)	1	(D)	10
1	(D)	1	(D)	11	5 187	5	1 109	—	—	2	(D)	2	(D)	11
2	(D)	3	(D)	20	8 573	2	(D)	—	—	—	—	5	535	12
7	1 818	27	5 424	29	(D)	3	(D)	3	(D)	6	583	24	6 543	13
8	2 045	12	3 327	36	13 243	14	2 780	1	(D)	2	(D)	9	2 474	14
—	—	4	557	16	5 712	9	1 819	—	—	2	(D)	2	(D)	15
8	2 045	8	2 770	20	7 531	5	961	1	(D)	—	—	7	(D)	16
16	8 992	31	11 565	111	45 689	28	5 358	1	(D)	18	(D)	41	18 185	17
—	—	—	—	8	5 239	—	—	—	—	2	(D)	—	—	18
2	(D)	9	2 354	56	25 885	24	4 915	—	—	7	(D)	17	15 080	19
13	(D)	4	544	12	4 631	1	(D)	—	—	1	(D)	1	(D)	20
—	—	18	8 667	35	9 934	3	(D)	1	(D)	8	(D)	23	(D)	21
—	—	1	(D)	4	2 390	2	(D)	—	—	1	(D)	—	—	22
3	(D)	11	4 149	35	16 541	14	2 412	—	—	6	573	11	2 234	23
7	(D)	14	1 909	37	9 705	15	3 167	—	—	12	2 980	15	2 712	24
—	—	2	(D)	3	1 575	2	(D)	—	—	2	(D)	3	(D)	25
4	(D)	6	924	26	7 154	11	2 704	—	—	2	(D)	5	1 584	26
3	(D)	6	(D)	8	976	2	(D)	—	—	8	(D)	7	(D)	27
7	(D)	16	1 790	70	34 659	16	2 860	—	—	6	(D)	19	6 079	28
2	(D)	11	1 018	47	23 764	12	2 476	—	—	2	(D)	13	4 472	29
3	(D)	3	(D)	11	3 217	4	384	—	—	1	(D)	3	(D)	30
2	(D)	2	(D)	12	7 678	—	—	—	—	—	(D)	3	(D)	31
14	5 694	18	3 578	95	37 908	20	4 458	—	—	10	(D)	18	3 949	32
4	567	4	294	46	20 255	6	2 155	—	—	4	(D)	7	1 600	33
1	(D)	4	552	34	9 735	7	1 450	—	—	3	(D)	4	822	34
—	—	—	—	1	(D)	1	(D)	—	—	—	—	1	(D)	35
9	(D)	10	2 732	14	(D)	6	(D)	—	—	3	(D)	6	(D)	36
3	(D)	21	4 054	50	27 049	15	3 103	—	—	2	(D)	20	3 951	37
2	(D)	10	1 940	40	25 015	15	3 103	—	—	—	—	15	(D)	38
1	(D)	11	2 114	10	2 034	—	—	—	—	2	(D)	5	(D)	39
40	58 480	87	70 214	360	188 924	79	28 480	2	(D)	42	13 913	110	179 809	40
—	—	2	(D)	5	2 640	—	—	—	—	—	—	—	—	41
—	—	—	—	8	1 693	3	(D)	—	—	4	(D)	—	—	42
4	(D)	6	(D)	27	19 760	6	1 853	—	—	2	(D)	13	(D)	43
—	—	—	—	—	—	—	—	—	—	—	—	—	—	44
1	(D)	6	376	29	10 884	5	1 980	—	—	3	(D)	8	(D)	45
3	(D)	1	(D)	5	1 339	5	767	—	—	2	(D)	—	—	46
—	—	2	(D)	25	21 510	4	1 417	—	—	2	(D)	3	(D)	47
2	(D)	10	4 886	56	28 219	5	947	—	—	4	435	38	12 951	48
13	16 524	18	6 516	125	79 275	45	19 350	2	(D)	11	1 806	22	22 589	49
17	(D)	42	(D)	80	23 604	6	(D)	—	—	14	(D)	26	(D)	50
8	(D)	28	6 476	56	28 689	31	7 560	3	(D)	10	3 550	29	3 594	51
3	(D)	4	(D)	32	18 698	21	5 061	1	(D)	3	184	11	1 233	52
5	(D)	24	(D)	24	9 991	10	2 499	2	(D)	7	3 366	18	2 361	53
69	31 056	131	38 628	701	324 142	171	37 745	14	(D)	65	12 179	222	272 845	54
—	—	—	—	1	(D)	4	389	—	—	1	(D)	2	(D)	55
—	—	1	(D)	3	801	—	—	—	—	—	—	—	—	56
—	—	—	—	—	—	—	—	—	—	—	—	—	—	57
2	(D)	2	(D)	1	(D)	—	—	—	—	1	(D)	—	—	58
8	2 856	28	10 007	184	105 379	87	20 891	3	238	12	1 566	48	16 104	58
3	(D)	—	—	7	1 564	—	—	—	—	2	(D)	7	1 549	59
—	—	—	—	—	—	—	—	—	—	—	—	—	—	60
1	(D)	7	1 288	30	10 997	2	(D)	—	—	1	(D)	11	(D)	61
4	947	7	1 063	48	22 562	1	(D)	—	—	4	(D)	9	2 094	62
5	(D)	14	2 506	68	37 489	14	5 023	—	—	6	944	20	12 528	63
2	(D)	1	(D)	26	11 472	6	1 257	2	(D)	3	(D)	6	1 195	64
—	—	—	—	—	—	—	—	—	—	—	—	—	—	65
1	(D)	3	565	11	3 293	7	2 446	1	(D)	2	(D)	2	(D)	66
1	(D)	3	172	37	24 656	5	1 198	—	—	1	(D)	6	1 183	67
2	(D)	5	747	19	8 615	1	(D)	—	—	4	219	1	(D)	68
2	(D)	8	2 519	38	15 870	7	567	1	(D)	2	(D)	23	8 193	69
7	7 619	6	649	49	20 800	14	2 660	3	(D)	3	(D)	9	7 373	70
6	5 630	8	2 415	39	17 407	5	799	—	—	8	1 164	11	(D)	71
2	(D)	2	(D)	6	2 303	—	—	—	—	—	—	—	(D)	72
—	—	4	(D)	1	(D)	—	—	—	—	—	—	—	(D)	73
—	—	4	(D)	16	4 675	2	(D)	—	—	1	(D)	2	(D)	74
—	—	1	(D)	2	(D)	—	—	1	(D)	—	—	4	(D)	74

Table 4. Summary Statistics for Firms Subject to Federal Income Tax for Counties and for

[Includes only establishments with payroll. For meaning of abbreviations and symbols, see introductory text. For explanation of terms and comparability of 1987 and 1992 censuses, see

	Geographic area	Estab- lish- ments (number)	Receipts (\$1,000)	Annual payroll (\$1,000)	First- quarter payroll (\$1,000)	Paid employees for pay period including March 12 (number)	Selected kind-of-business or operation groups							
							Hotels, rooming houses, camps, and other lodging places (except membership lodging) (SIC 70 ex. 704)		Personal services (SIC 72)		Business services (SIC 73)		Automotive repair, services, and parking (SIC 75)	
							Number	Receipts (\$1,000)	Number	Receipts (\$1,000)	Number	Receipts (\$1,000)	Number	Receipts (\$1,000)
1	Westmoreland County—Con. Unity township -----	30	13 536	6 911	1 496	164	—	3	(D)	6	1 739	1	(D)	
2	Vandergrift -----	39	9 319	2 478	502	153	—	6	1 124	4	(D)	3	(D)	
3	West Newton -----	25	5 378	2 325	560	262	—	5	2 224	4	255	2	(D)	
4	Youngwood -----	27	6 273	1 471	378	85	1	(D)	4	2	(D)	3	1 039	
5	Balance of county -----	324	260 827	64 558	14 931	2 818	13	5 798	45	(D)	34	(D)	51	(D)
6	Wyoming County -----	128	30 603	9 828	2 347	588	3	(D)	14	1 039	17	4 578	21	7 288
7	York County -----	1 938	888 182	340 985	76 507	17 071	30	27 322	284	64 562	280	151 617	236	75 682
8	Dallastown -----	27	13 906	4 709	1 153	362	1	(D)	6	1 593	2	(D)	5	683
9	Dover township -----	44	11 466	3 242	660	226	2	(D)	4	(D)	3	158	8	1 806
10	Fairview township -----	23	13 682	5 491	1 093	378	5	5 524	3	(D)	4	1 145	2	(D)
11	Hanover (York County) ----	220	68 869	25 724	5 735	1 262	1	(D)	41	6 121	27	5 290	23	6 697
12	Newberry township -----	21	4 167	1 312	266	82	1	(D)	2	(D)	3	443	5	1 349
13	New Freedom -----	18	2 456	682	160	38	—	—	7	820	3	(D)	3	(D)
14	Penn township (York County) -----	24	4 942	1 438	345	108	1	(D)	4	284	4	1 063	3	506
15	Red Lion -----	60	21 541	6 059	1 397	361	—	—	13	3 001	7	3 532	7	4 570
16	Shrewsbury -----	48	11 734	4 288	969	262	—	—	9	1 055	5	862	5	2 776
17	Springettsbury township ---	223	89 671	34 723	7 615	2 206	7	4 895	35	4 347	37	14 736	19	11 171
18	Spring Garden township ---	134	85 948	38 035	8 117	1 496	—	—	15	4 154	17	10 664	6	2 163
19	West Manchester township -----	134	93 813	31 946	7 619	2 065	3	2 707	23	15 873	29	21 539	21	6 393
20	West York -----	27	5 968	1 963	448	121	—	—	5	388	5	2 117	1	(D)
21	York (York County) -----	391	240 344	105 588	23 213	4 121	3	9 275	44	15 157	57	41 962	34	11 333
22	York township (York County) -----	124	84 126	35 300	8 063	1 386	1	(D)	17	2 677	16	3 612	6	(D)
23	Balance of county -----	420	135 549	40 485	9 654	2 597	5	(D)	56	(D)	61	43 563	88	(D)

Places With 2,500 Inhabitants or More: 1992 —Con.

appendix A. For information on geographic areas followed by ▲, see appendix F]

Selected kind-of-business or operation groups —Con.														
Miscellaneous repair services (SIC 76)		Amusement and recreation services, including motion pictures and museums (SIC 78, 79, 84)		Health services (SIC 80)		Legal services (SIC 81)		Selected educational services (SIC 823, 4, 9)		Social services (SIC 83)		Engineering, accounting, research, management, and related services (except noncommercial research organizations) (SIC 87 ex. 8733)		
Number	Receipts (\$1,000)	Number	Receipts (\$1,000)	Number	Receipts (\$1,000)	Number	Receipts (\$1,000)	Number	Receipts (\$1,000)	Number	Receipts (\$1,000)	Number	Receipts (\$1,000)	
—	—	2	(D)	6	2 215	1	(D)	—	—	1	(D)	10	(D)	1
—	—	1	(D)	17	3 909	3	(D)	—	—	—	—	5	(D)	2
1	(D)	1	(D)	9	2 315	3	(D)	—	—	—	—	—	—	3
4	1 521	—	—	8	2 139	1	(D)	—	—	—	—	4	(D)	4
18	7 947	23	(D)	75	(D)	8	(D)	3	(D)	11	3 489	39	(D)	5
7	1 278	7	1 285	27	9 264	12	1 590	2	(D)	8	628	9	2 726	6
97	41 807	119	39 784	497	303 722	122	47 515	9	4 055	79	21 587	180	109 640	7
1	(D)	—	—	8	10 613	—	—	1	(D)	1	(D)	2	(D)	8
3	613	7	2 128	8	3 430	—	—	—	—	4	1 005	5	634	9
2	(D)	—	—	4	(D)	—	—	—	—	1	(D)	2	(D)	10
2	(D)	9	3 054	80	37 691	15	4 846	—	—	6	719	16	4 000	11
1	(D)	2	(D)	2	(D)	—	—	1	(D)	3	(D)	1	(D)	12
2	(D)	1	(D)	1	(D)	—	—	—	—	—	—	1	(D)	13
2	(D)	1	(D)	5	1 428	—	—	—	—	1	(D)	3	912	14
4	1 420	9	3 332	11	4 225	2	(D)	—	—	2	(D)	4	842	15
1	(D)	6	692	11	3 078	2	(D)	—	—	4	613	4	700	16
9	4 517	15	6 908	64	21 711	4	(D)	2	(D)	11	5 420	19	13 522	17
2	(D)	1	(D)	71	60 754	1	(D)	—	—	4	798	17	4 099	18
5	1 074	14	5 186	26	35 532	1	(D)	2	(D)	7	3 222	3	(D)	19
3	398	3	(D)	6	1 850	1	(D)	—	—	—	—	3	585	20
13	4 324	12	3 675	74	49 979	81	32 749	2	(D)	10	(D)	60	66 620	21
4	9 804	12	4 898	55	51 518	4	2 793	—	—	3	2 851	6	2 868	22
43	12 905	27	8 523	71	17 214	11	3 055	1	(D)	22	2 993	34	13 701	23

Table 5. Summary Statistics for Firms Subject to Federal Income Tax for Places With 350 Establishments or More: 1992

[Includes only establishments with payroll. For meaning of abbreviations and symbols, see introductory text. For explanation of terms and comparability of 1987 and 1992 censuses, see appendix A. For information on geographic areas followed by ▲, see appendix F]

SIC code	Geographic area and kind of business or operation	Establishments (number)	Receipts (\$1,000)	Annual payroll (\$1,000)	First-quarter payroll (\$1,000)	Paid employees for pay period including March 12 (number)
ABINGTON TOWNSHIP						
	Total	569	290 529	134 362	29 201	3 964
70 ex. 704	Hotels, rooming houses, camps, and other lodging places (except membership lodging)	1	(D)	(D)	(D)	BB
7011	Hotels and motels	1	(D)	(D)	(D)	BB
7011 pt.	Hotels	1	(D)	(D)	(D)	BB
7011 pt.	Motels, motor hotels, and tourist courts	—	—	—	—	—
702, 3	Other lodging places	—	—	—	—	—
72	Personal services	52	8 907	2 970	761	243
721	Laundry, cleaning, and garment services	10	2 351	684	174	55
7211	Power laundries, family and commercial*	1	(D)	(D)	(D)	AA
7213	Linen supply*	—	—	—	—	—
7215	Coin-operated laundries and drycleaning	2	(D)	(D)	(D)	AA
7216	Drycleaning plants, except rug cleaning*	7	1 713	476	133	40
7217	Carpet and upholstery cleaning	—	—	—	—	—
7218	Industrial launderers*	—	—	—	—	—
7212, 9	Other laundry, cleaning, and garment services*	—	—	—	—	—
722	Photographic studios, portrait	3	630	215	51	13
723, 4	Beauty and barber shops	26	2 772	1 324	380	142
723	Beauty shops	21	2 200	988	295	114
724	Barber shops	5	572	336	85	28
725	Shoe repair shops and shoeshine parlors	1	(D)	(D)	(D)	AA
726	Funeral service and crematories	5	2 004	445	86	12
729	Miscellaneous personal services	7	(D)	(D)	(D)	AA
73	Business services	78	39 117	16 803	3 874	765
731	Advertising	6	7 141	2 462	544	53
732	Consumer credit reporting agencies, mercantile reporting agencies, and adjustment and collection agencies	—	—	—	—	—
733	Mailing, reproduction, commercial art and photography, and stenographic services	7	2 293	968	181	45
734	Services to dwellings and other buildings	19	4 157	1 690	329	151
735	Miscellaneous equipment rental and leasing	3	(D)	(D)	(D)	AA
736	Personnel supply services	6	5 649	3 446	799	171
737	Computer programming, data processing, and other computer related services	19	4 705	1 832	286	43
7371, 2, 3	Computer programming, prepackaged software, and integrated systems	13	3 051	1 140	175	26
7374, 5, 6	Data processing services	2	(D)	(D)	(D)	AA
7377, 8, 9	Computer rental and leasing, maintenance, and related services, n.e.c.	4	(D)	(D)	(D)	AA
738	Miscellaneous business services	18	(D)	(D)	(D)	EE
75	Automotive repair, services, and parking	39	13 330	2 738	684	153
751	Automotive rental and leasing, without drivers	2	(D)	(D)	(D)	AA
752	Automobile parking	—	—	—	—	—
753	Automotive repair shops	34	10 427	2 333	596	117
7532	Top, body, and upholstery repair shops and paint shops	10	(D)	(D)	(D)	BB
7538	General automotive repair shops	21	6 407	1 372	352	70
7533, 4, 6, 7, 9	Other automotive repair shops	3	(D)	(D)	(D)	AA
754	Automotive services, except repair	3	(D)	(D)	(D)	BB
76	Miscellaneous repair services	17	5 784	2 300	540	91
762	Electrical repair shops	6	893	339	96	19
7622	Radio and television repair shops	3	(D)	(D)	(D)	AA
7623, 9	Other electrical and electronic repair shops	3	(D)	(D)	(D)	AA
763	Watch, clock, and jewelry repair	1	(D)	(D)	(D)	AA
764	Reupholstery and furniture repair	1	(D)	(D)	(D)	AA
769	Miscellaneous repair and related services	9	(D)	(D)	(D)	BB
78, 79, 84	Amusement and recreation services, including motion pictures and museums	21	16 797	3 749	588	194
781, 2	Motion picture production, distribution, and services	1	(D)	(D)	(D)	AA
783	Motion picture theaters	—	—	—	—	—
784	Video tape rental	4	(D)	(D)	(D)	BB
792	Theatrical producers (except motion picture), bands, orchestras, and entertainers	2	(D)	(D)	(D)	AA
793	Bowling centers	—	—	—	—	—
79 ex. 792, 3, 84	Commercial sports and other amusement and recreation services, including museums	14	9 171	1 822	389	130
80	Health services	238	153 075	82 207	17 849	1 737
801	Offices and clinics of doctors of medicine	145	111 632	65 786	14 038	1 085
802	Offices and clinics of dentists	42	16 032	6 773	1 455	247
803	Offices and clinics of doctors of osteopathy	6	1 144	275	40	16
804	Offices and clinics of other health practitioners	22	4 324	1 523	373	75
805	Nursing and personal care facilities	10	7 087	3 830	924	185
806	Hospitals	—	—	—	—	—
807, 8, 9	Other health services	13	12 856	4 020	1 019	129
81	Legal services	23	6 046	1 909	443	63
823, 4, 9	Selected educational services	2	(D)	(D)	(D)	AA

Table 5. Summary Statistics for Firms Subject to Federal Income Tax for Places With 350 Establishments or More: 1992 — Con.

[Includes only establishments with payroll. For meaning of abbreviations and symbols, see introductory text. For explanation of terms and comparability of 1987 and 1992 censuses, see appendix A. For information on geographic areas followed by ▲, see appendix F]

SIC code	Geographic area and kind of business or operation	Establishments (number)	Receipts (\$1,000)	Annual payroll (\$1,000)	First-quarter payroll (\$1,000)	Paid employees for pay period including March 12 (number)
ABINGTON TOWNSHIP — Con.						
83	Social services	15	4 159	2 322	506	148
835	Child day care services	8	1 874	1 139	276	101
832, 3, 6, 9	Other social services	7	2 285	1 183	230	47
87 ex. 8733	Engineering, accounting, research, management, and related services (except noncommercial research organizations)	75	35 595	16 771	3 562	501
871	Engineering, architectural, and surveying services	16	7 239	3 689	801	91
872	Accounting, auditing, and bookkeeping services	22	6 455	2 914	638	85
873 ex. 8733	Research, development, and testing services (except noncommercial research organizations)	3	323	141	27	19
874	Management and public relations services	34	21 578	10 027	2 096	306
89	Services, n.e.c.	8	(D)	(D)	(D)	AA
ALLENTOWN						
	Total	1 071	644 783	272 594	59 150	12 454
70 ex. 704	Hotels, rooming houses, camps, and other lodging places (except membership lodging)	12	20 201	5 323	1 346	503
7011	Hotels and motels	12	20 201	5 323	1 346	503
7011 pt.	Hotels	9	(D)	(D)	(D)	EE
7011 pt.	Motels, motor hotels, and tourist courts	3	(D)	(D)	(D)	CC
702, 3	Other lodging places	—	—	—	—	—
72	Personal services	127	45 134	15 387	3 827	1 420
721	Laundry, cleaning, and garment services	28	24 308	7 710	1 903	547
7211	Power laundries, family and commercial*	2	(D)	(D)	(D)	AA
7213	Linen supply*	3	(D)	(D)	(D)	EE
7215	Coin-operated laundries and drycleaning	4	502	166	36	15
7216	Drycleaning plants, except rug cleaning*	8	1 939	770	149	69
7217	Carpet and upholstery cleaning	3	(D)	(D)	(D)	BB
7218	Industrial laundriers*	2	(D)	(D)	(D)	AA
7212, 9	Other laundry, cleaning, and garment services*	6	(D)	(D)	(D)	BB
722	Photographic studios, portrait	4	770	210	64	34
723, 4	Beauty and barber shops	74	8 982	4 001	859	339
723	Beauty shops	70	8 805	3 950	846	332
724	Barber shops	4	177	51	13	7
725	Shoe repair shops and shoeshine parlors	2	(D)	(D)	(D)	AA
726	Funeral service and crematories	11	5 805	1 665	423	48
729	Miscellaneous personal services	8	(D)	(D)	(D)	EE
73	Business services	150	142 744	67 170	16 370	4 694
731	Advertising	11	6 667	3 415	742	113
732	Consumer credit reporting agencies, mercantile reporting agencies, and adjustment and collection agencies	3	(D)	(D)	(D)	BB
733	Mailing, reproduction, commercial art and photography, and stenographic services	10	2 223	430	90	25
734	Services to dwellings and other buildings	24	7 371	3 122	706	196
735	Miscellaneous equipment rental and leasing	14	7 377	1 496	358	57
736	Personnel supply services	25	33 177	26 081	5 565	1 876
737	Computer programming, data processing, and other computer related services	18	11 412	2 932	909	112
7371, 2, 3	Computer programming, prepackaged software, and integrated systems	8	3 075	1 008	256	45
7374, 5, 6	Data processing services	3	(D)	(D)	(D)	BB
7377, 8, 9	Computer rental and leasing, maintenance, and related services, n.e.c.	7	(D)	(D)	(D)	BB
738	Miscellaneous business services	45	(D)	(D)	(D)	GG
75	Automotive repair, services, and parking	95	47 057	11 148	2 603	668
751	Automotive rental and leasing, without drivers	11	16 340	2 544	594	188
752	Automobile parking	8	(D)	(D)	(D)	BB
753	Automotive repair shops	62	25 218	6 665	1 573	320
7532	Top, body, and upholstery repair shops and paint shops	14	7 392	2 245	567	110
7538	General automotive repair shops	33	11 194	2 709	620	139
7533, 4, 6, 7, 9	Other automotive repair shops	15	6 632	1 711	386	71
754	Automotive services, except repair	14	(D)	(D)	(D)	CC
76	Miscellaneous repair services	41	24 296	8 807	2 043	369
762	Electrical repair shops	15	12 541	5 033	1 189	210
7622	Radio and television repair shops	4	637	317	92	22
7623, 9	Other electrical and electronic repair shops	11	11 904	4 716	1 097	188
763	Watch, clock, and jewelry repair	1	(D)	(D)	(D)	AA
764	Reupholstery and furniture repair	5	(D)	(D)	(D)	AA
769	Miscellaneous repair and related services	20	(D)	(D)	(D)	CC

Table 5. Summary Statistics for Firms Subject to Federal Income Tax for Places With 350 Establishments or More: 1992 — Con.

[Includes only establishments with payroll. For meaning of abbreviations and symbols, see introductory text. For explanation of terms and comparability of 1987 and 1992 censuses, see appendix A. For information on geographic areas followed by ▲, see appendix F]

SIC code	Geographic area and kind of business or operation	Establishments (number)	Receipts (\$1,000)	Annual payroll (\$1,000)	First-quarter payroll (\$1,000)	Paid employees for pay period including March 12 (number)
ALLENTOWN—Con.						
78, 79, 84	Amusement and recreation services, including motion pictures and museums	38	23 267	5 212	1 206	501
781, 2	Motion picture production, distribution, and services	3	(D)	(D)	(D)	AA
783	Motion picture theaters	3	(D)	(D)	(D)	BB
784	Video tape rental	7	3 020	356	91	58
792	Theatrical producers (except motion picture), bands, orchestras, and entertainers	2	(D)	(D)	(D)	AA
793	Bowling centers	5	2 618	798	192	75
79 ex. 792, 3; 84	Commercial sports and other amusement and recreation services, including museums	18	10 351	3 014	688	281
80	Health services	308	195 336	94 826	18 174	2 175
801	Offices and clinics of doctors of medicine	150	132 562	71 155	13 124	1 172
802	Offices and clinics of dentists	67	19 352	5 963	1 303	295
803	Offices and clinics of doctors of osteopathy	31	16 541	8 044	1 534	168
804	Offices and clinics of other health practitioners	43	11 542	3 235	732	155
805	Nursing and personal care facilities	2	(D)	(D)	(D)	CC
806	Hospitals	—	—	—	—	—
807, 8, 9	Other health services	15	(D)	(D)	(D)	EE
81	Legal services	145	58 777	23 480	4 169	625
823, 4, 9	Selected educational services	9	5 195	1 561	366	112
83	Social services	31	5 548	2 717	655	260
835	Child day care services	23	3 953	1 956	471	213
832, 3, 6, 9	Other social services	8	1 595	761	184	47
87 ex. 8733	Engineering, accounting, research, management, and related services (except noncommercial research organizations)	111	74 271	35 890	8 147	1 099
871	Engineering, architectural, and surveying services	41	33 763	16 039	3 442	423
872	Accounting, auditing, and bookkeeping services	38	22 421	10 784	2 414	296
873 ex. 8733	Research, development, and testing services (except noncommercial research organizations)	9	2 252	678	181	45
874	Management and public relations services	23	15 835	8 389	2 110	335
89	Services, n.e.c.	4	2 957	1 073	244	28
ALTOONA						
	Total	489	229 140	87 868	19 412	4 282
70 ex. 704	Hotels, rooming houses, camps, and other lodging places (except membership lodging)	7	6 520	1 667	369	243
7011	Hotels and motels	7	6 520	1 667	369	243
7011 pt.	Hotels	4	(D)	(D)	(D)	CC
7011 pt.	Motels, motor hotels, and tourist courts	3	(D)	(D)	(D)	AA
702, 3	Other lodging places	—	—	—	—	—
72	Personal services	73	12 128	4 063	958	393
721	Laundry, cleaning, and garment services	14	3 674	1 293	269	117
7211	Power laundries, family and commercial*	—	—	—	—	—
7213	Linen supply*	1	(D)	(D)	(D)	BB
7215	Coin-operated laundries and drycleaning	3	(D)	(D)	(D)	AA
7216	Drycleaning plants, except rug cleaning*	5	(D)	(D)	(D)	BB
7217	Carpet and upholstery cleaning	4	(D)	(D)	(D)	BB
7218	Industrial laundriers*	—	—	—	—	—
7212, 9	Other laundry, cleaning, and garment services*	1	(D)	(D)	(D)	AA
722	Photographic studios, portrait	5	(D)	(D)	(D)	AA
723, 4	Beauty and barber shops	42	3 633	1 527	366	161
723	Beauty shops	39	(D)	(D)	(D)	CC
724	Barber shops	3	(D)	(D)	(D)	AA
725	Shoe repair shops and shoeshine parlors	—	—	—	—	—
726	Funeral service and crematories	10	3 380	807	181	33
729	Miscellaneous personal services	2	(D)	(D)	(D)	BB
73	Business services	65	34 054	13 530	3 095	1 003
731	Advertising	5	4 192	1 303	294	56
732	Consumer credit reporting agencies, mercantile reporting agencies, and adjustment and collection agencies	3	1 259	265	58	19
733	Mailing, reproduction, commercial art and photography, and stenographic services	3	(D)	(D)	(D)	AA
734	Services to dwellings and other buildings	7	1 276	494	107	49
735	Miscellaneous equipment rental and leasing	7	3 109	743	143	46
736	Personnel supply services	9	4 199	2 434	568	389
737	Computer programming, data processing, and other computer related services	9	(D)	(D)	(D)	CC
7371, 2, 3	Computer programming, prepackaged software, and integrated systems	4	(D)	(D)	(D)	CC
7374, 5, 6	Data processing services	2	(D)	(D)	(D)	BB
7377, 8, 9	Computer rental and leasing, maintenance, and related services, n.e.c.	3	(D)	(D)	(D)	AA
738	Miscellaneous business services	22	(D)	(D)	(D)	CC

Table 5. Summary Statistics for Firms Subject to Federal Income Tax for Places With 350 Establishments or More: 1992 — Con.

[Includes only establishments with payroll. For meaning of abbreviations and symbols, see introductory text. For explanation of terms and comparability of 1987 and 1992 censuses, see appendix A. For information on geographic areas followed by ▲, see appendix F]

SIC code	Geographic area and kind of business or operation	Establishments (number)	Receipts (\$1,000)	Annual payroll (\$1,000)	First-quarter payroll (\$1,000)	Paid employees for pay period including March 12 (number)
ALTOONA—Con.						
75	Automotive repair, services, and parking	53	11 620	2 720	637	208
751	Automotive rental and leasing, without drivers	6	1 853	430	104	26
752	Automobile parking	2	(D)	(D)	(D)	AA
753	Automotive repair shops	37	8 116	1 913	443	121
7532	Top, body, and upholstery repair shops and paint shops	6	2 039	597	126	35
7538	General automotive repair shops	18	2 399	328	78	32
7533, 4, 6, 7, 9	Other automotive repair shops	13	3 678	988	239	54
754	Automotive services, except repair	8	(D)	(D)	(D)	BB
76	Miscellaneous repair services	16	7 681	2 297	553	116
762	Electrical repair shops	6	1 830	695	181	39
7622	Radio and television repair shops	2	(D)	(D)	(D)	AA
7623, 9	Other electrical and electronic repair shops	4	(D)	(D)	(D)	BB
763	Watch, clock, and jewelry repair	—	—	—	—	—
764	Reupholstery and furniture repair	1	(D)	(D)	(D)	AA
769	Miscellaneous repair and related services	9	(D)	(D)	(D)	BB
78, 79, 84	Amusement and recreation services, including motion pictures and museums	33	7 198	1 904	397	253
781, 2	Motion picture production, distribution, and services	1	(D)	(D)	(D)	AA
783	Motion picture theaters	—	—	—	—	—
784	Video tape rental	6	1 692	343	76	47
792	Theatrical producers (except motion picture), bands, orchestras, and entertainers	—	—	—	—	—
793	Bowling centers	3	(D)	(D)	(D)	BB
79 ex. 792, 3; 84	Commercial sports and other amusement and recreation services, including museums	23	3 608	999	179	124
80	Health services	160	113 341	46 361	10 127	1 418
801	Offices and clinics of doctors of medicine	80	62 700	30 279	6 623	615
802	Offices and clinics of dentists	36	7 906	2 221	392	142
803	Offices and clinics of doctors of osteopathy	2	(D)	(D)	(D)	AA
804	Offices and clinics of other health practitioners	25	8 059	2 657	526	125
805	Nursing and personal care facilities	4	(D)	(D)	(D)	CC
806	Hospitals	1	(D)	(D)	(D)	EE
807, 8, 9	Other health services	12	(D)	(D)	(D)	BB
81	Legal services	27	9 369	2 861	548	129
823, 4, 9	Selected educational services	1	(D)	(D)	(D)	AA
83	Social services	18	(D)	(D)	(D)	CC
835	Child day care services	11	(D)	(D)	(D)	BB
832, 3, 6, 9	Other social services	7	1 497	603	132	72
87 ex. 8733	Engineering, accounting, research, management, and related services (except noncommercial research organizations)	35	24 303	11 288	2 483	395
871	Engineering, architectural, and surveying services	10	13 190	6 192	1 525	236
872	Accounting, auditing, and bookkeeping services	17	7 210	4 049	748	113
873 ex. 8733	Research, development, and testing services (except noncommercial research organizations)	3	(D)	(D)	(D)	BB
874	Management and public relations services	5	(D)	(D)	(D)	AA
89	Services, n.e.c.	1	(D)	(D)	(D)	AA
BENSALEM TOWNSHIP						
	Total	467	349 297	116 806	27 180	5 594
70 ex. 704	Hotels, rooming houses, camps, and other lodging places (except membership lodging)	5	6 719	1 514	339	121
7011	Hotels and motels	5	6 719	1 514	339	121
7011 pt.	Hotels	3	(D)	(D)	(D)	CC
7011 pt.	Motels, motor hotels, and tourist courts	2	(D)	(D)	(D)	BB
702, 3	Other lodging places	—	—	—	—	—
72	Personal services	52	12 166	4 696	976	305
721	Laundry, cleaning, and garment services	11	1 241	319	92	48
7211	Power laundries, family and commercial*	—	—	—	—	—
7213	Linen supply*	—	—	—	—	—
7215	Coin-operated laundries and drycleaning	3	(D)	(D)	(D)	AA
7216	Drycleaning plants, except rug cleaning*	7	933	267	78	35
7217	Carpet and upholstery cleaning	—	—	—	—	—
7218	Industrial launderers*	—	—	—	—	—
7212, 9	Other laundry, cleaning, and garment services*	1	(D)	(D)	(D)	AA
722	Photographic studios, portrait	7	(D)	(D)	(D)	CC
723, 4	Beauty and barber shops	25	2 387	1 028	244	108
723	Beauty shops	24	(D)	(D)	(D)	CC
724	Barber shops	1	(D)	(D)	(D)	AA
725	Shoe repair shops and shoeshine parlors	1	(D)	(D)	(D)	AA
726	Funeral service and crematories	2	(D)	(D)	(D)	AA
729	Miscellaneous personal services	6	1 003	244	75	29

Table 5. Summary Statistics for Firms Subject to Federal Income Tax for Places With 350 Establishments or More: 1992 — Con.

[Includes only establishments with payroll. For meaning of abbreviations and symbols, see introductory text. For explanation of terms and comparability of 1987 and 1992 censuses, see appendix A. For information on geographic areas followed by ▲, see appendix F]

SIC code	Geographic area and kind of business or operation	Establishments (number)	Receipts (\$1,000)	Annual payroll (\$1,000)	First-quarter payroll (\$1,000)	Paid employees for pay period including March 12 (number)
BENSALEM TOWNSHIP—Con.						
73	Business services	106	117 612	41 321	10 116	2 051
731	Advertising	4	(D)	(D)	(D)	CC
732	Consumer credit reporting agencies, mercantile reporting agencies, and adjustment and collection agencies	2	(D)	(D)	(D)	AA
733	Mailing, reproduction, commercial art and photography, and stenographic services	10	4 722	2 127	506	114
734	Services to dwellings and other buildings	14	2 255	902	230	80
735	Miscellaneous equipment rental and leasing	11	18 158	6 438	1 894	211
736	Personnel supply services	13	14 453	9 324	1 334	393
737	Computer programming, data processing, and other computer related services	19	12 589	3 994	904	175
7371, 2, 3	Computer programming, prepackaged software, and integrated systems	5	2 471	977	249	35
7374, 5, 6	Data processing services	2	(D)	(D)	(D)	AA
7377, 8, 9	Computer rental and leasing, maintenance, and related services, n.e.c.	12	(D)	(D)	(D)	CC
738	Miscellaneous business services	33	(D)	(D)	(D)	FF
75	Automotive repair, services, and parking	62	29 995	7 347	1 700	263
751	Automotive rental and leasing, without drivers	8	15 363	3 851	947	80
752	Automobile parking	—	—	—	—	—
753	Automotive repair shops	46	12 982	2 997	634	141
7532	Top, body, and upholstery repair shops and paint shops	11	2 350	678	165	36
7538	General automotive repair shops	23	4 568	1 159	263	56
7533, 4, 6, 7, 9	Other automotive repair shops	12	6 064	1 160	206	49
754	Automotive services, except repair	8	1 650	499	119	42
76	Miscellaneous repair services	17	11 348	5 613	1 413	224
762	Electrical repair shops	5	8 840	4 822	1 212	175
7622	Radio and television repair shops	2	(D)	(D)	(D)	BB
7623, 9	Other electrical and electronic repair shops	3	(D)	(D)	(D)	CC
763	Watch, clock, and jewelry repair	—	—	—	—	—
764	Reupholstery and furniture repair	1	(D)	(D)	(D)	AA
769	Miscellaneous repair and related services	11	(D)	(D)	(D)	BB
78, 79, 84	Amusement and recreation services, including motion pictures and museums	30	78 123	19 925	4 461	1 044
781, 2	Motion picture production, distribution, and services	2	(D)	(D)	(D)	BB
783	Motion picture theaters	2	(D)	(D)	(D)	BB
784	Video tape rental	5	1 145	171	21	10
792	Theatrical producers (except motion picture), bands, orchestras, and entertainers	1	(D)	(D)	(D)	AA
793	Bowling centers	1	(D)	(D)	(D)	BB
79 ex. 792, 3; 84	Commercial sports and other amusement and recreation services, including museums	19	(D)	(D)	(D)	FF
80	Health services	108	52 842	19 214	4 277	728
801	Offices and clinics of doctors of medicine	27	13 086	5 432	1 146	178
802	Offices and clinics of dentists	31	17 042	5 534	1 256	219
803	Offices and clinics of doctors of osteopathy	8	4 457	1 787	397	62
804	Offices and clinics of other health practitioners	24	6 141	2 365	591	100
805	Nursing and personal care facilities	1	(D)	(D)	(D)	AA
806	Hospitals	1	(D)	(D)	(D)	BB
807, 8, 9	Other health services	16	(D)	(D)	(D)	CC
81	Legal services	22	8 522	3 009	675	97
823, 4, 9	Selected educational services	7	1 685	592	126	41
83	Social services	13	12 009	5 262	1 290	399
835	Child day care services	7	1 973	963	238	89
832, 3, 6, 9	Other social services	6	10 036	4 299	1 052	310
87 ex. 8733	Engineering, accounting, research, management, and related services (except noncommercial research organizations)	42	17 561	8 047	1 767	313
871	Engineering, architectural, and surveying services	7	3 028	1 227	215	33
872	Accounting, auditing, and bookkeeping services	11	1 293	524	101	26
873 ex. 8733	Research, development, and testing services (except noncommercial research organizations)	4	3 954	1 717	396	65
874	Management and public relations services	20	9 286	4 579	1 055	189
89	Services, n.e.c.	3	715	266	40	8

Table 5. Summary Statistics for Firms Subject to Federal Income Tax for Places With 350 Establishments or More: 1992 — Con.

[Includes only establishments with payroll. For meaning of abbreviations and symbols, see introductory text. For explanation of terms and comparability of 1987 and 1992 censuses, see appendix A. For information on geographic areas followed by ▲, see appendix F]

SIC code	Geographic area and kind of business or operation	Establishments (number)	Receipts (\$1,000)	Annual payroll (\$1,000)	First-quarter payroll (\$1,000)	Paid employees for pay period including March 12 (number)
BETHLEHEM ▲						
	Total	603	324 036	125 796	28 196	5 890
70 ex. 704	Hotels, rooming houses, camps, and other lodging places (except membership lodging)	10	20 719	5 310	1 127	488
7011	Hotels and motels	6	20 215	5 280	1 115	483
7011 pt.	Hotels	4	(D)	(D)	(D)	EE
7011 pt.	Motels, motor hotels, and tourist courts	2	(D)	(D)	(D)	BB
702, 3	Other lodging places	4	504	30	12	5
72	Personal services	69	18 608	6 929	1 697	444
721	Laundry, cleaning, and garment services	13	8 854	4 082	1 015	228
7211	Power laundries, family and commercial*	1	(D)	(D)	(D)	AA
7213	Linen supply*	1	(D)	(D)	(D)	CC
7215	Coin-operated laundries and drycleaning	4	(D)	(D)	(D)	AA
7216	Drycleaning plants, except rug cleaning*	4	(D)	(D)	(D)	AA
7217	Carpet and upholstery cleaning	1	(D)	(D)	(D)	AA
7218	Industrial laundriers*	1	(D)	(D)	(D)	AA
7212, 9	Other laundry, cleaning, and garment services*	1	(D)	(D)	(D)	AA
722	Photographic studios, portrait	4	2 266	572	143	28
723, 4	Beauty and barber shops	41	3 174	1 230	283	129
723	Beauty shops	40	(D)	(D)	(D)	CC
724	Barber shops	1	(D)	(D)	(D)	AA
725	Shoe repair shops and shoeshine parlors	—	—	—	—	—
726	Funeral service and crematories	8	4 126	1 014	248	49
729	Miscellaneous personal services	3	188	31	8	10
73	Business services	75	81 710	41 249	9 920	2 086
731	Advertising	5	8 191	3 101	686	92
732	Consumer credit reporting agencies, mercantile reporting agencies, and adjustment and collection agencies	4	(D)	(D)	(D)	BB
733	Mailing, reproduction, commercial art and photography, and stenographic services	4	1 689	755	191	36
734	Services to dwellings and other buildings	17	6 001	3 087	549	426
735	Miscellaneous equipment rental and leasing	4	4 470	1 079	260	47
736	Personnel supply services	9	19 428	14 774	4 017	881
737	Computer programming, data processing, and other computer related services	15	27 450	12 772	2 987	350
7371, 2, 3	Computer programming, prepackaged software, and integrated systems	9	(D)	(D)	(D)	CC
7374, 5, 6	Data processing services	1	(D)	(D)	(D)	AA
7377, 8, 9	Computer rental and leasing, maintenance, and related services, n.e.c.	5	(D)	(D)	(D)	CC
738	Miscellaneous business services	17	(D)	(D)	(D)	CC
75	Automotive repair, services, and parking	43	18 425	4 393	1 005	214
751	Automotive rental and leasing, without drivers	4	(D)	(D)	(D)	BB
752	Automobile parking	1	(D)	(D)	(D)	AA
753	Automotive repair shops	36	11 771	3 314	755	161
7532	Top, body, and upholstery repair shops and paint shops	8	3 346	992	242	45
7538	General automotive repair shops	21	6 299	1 846	400	91
7533, 4, 6, 7, 9	Other automotive repair shops	7	2 126	476	113	25
754	Automotive services, except repair	2	(D)	(D)	(D)	AA
76	Miscellaneous repair services	10	8 074	2 170	528	91
762	Electrical repair shops	2	(D)	(D)	(D)	BB
7622	Radio and television repair shops	1	(D)	(D)	(D)	BB
7623, 9	Other electrical and electronic repair shops	1	(D)	(D)	(D)	AA
763	Watch, clock, and jewelry repair	1	(D)	(D)	(D)	AA
764	Reupholstery and furniture repair	1	(D)	(D)	(D)	AA
769	Miscellaneous repair and related services	6	(D)	(D)	(D)	BB
78, 79, 84	Amusement and recreation services, including motion pictures and museums	25	7 722	2 464	516	219
781, 2	Motion picture production, distribution, and services	3	(D)	(D)	(D)	AA
783	Motion picture theaters	1	(D)	(D)	(D)	AA
784	Video tape rental	7	1 562	226	57	46
792	Theatrical producers (except motion picture), bands, orchestras, and entertainers	2	(D)	(D)	(D)	BB
793	Bowling centers	2	(D)	(D)	(D)	AA
79 ex. 792, 3, 84	Commercial sports and other amusement and recreation services, including museums	10	2 125	465	118	90
80	Health services	216	97 304	36 887	7 759	1 316
801	Offices and clinics of doctors of medicine	105	52 658	21 905	4 286	547
802	Offices and clinics of dentists	52	16 247	5 829	1 415	263
803	Offices and clinics of doctors of osteopathy	7	1 342	243	46	16
804	Offices and clinics of other health practitioners	35	9 341	2 999	668	162
805	Nursing and personal care facilities	2	(D)	(D)	(D)	CC
806	Hospitals	—	—	—	—	—
807, 8, 9	Other health services	15	(D)	(D)	(D)	CC
81	Legal services	66	17 705	5 825	1 321	206
823, 4, 9	Selected educational services	1	(D)	(D)	(D)	AA

Table 5. Summary Statistics for Firms Subject to Federal Income Tax for Places With 350 Establishments or More: 1992 — Con.

[Includes only establishments with payroll. For meaning of abbreviations and symbols, see introductory text. For explanation of terms and comparability of 1987 and 1992 censuses, see appendix A. For information on geographic areas followed by ▲, see appendix F]

SIC code	Geographic area and kind of business or operation	Establishments (number)	Receipts (\$1,000)	Annual payroll (\$1,000)	First-quarter payroll (\$1,000)	Paid employees for pay period including March 12 (number)
BETHLEHEM ▲— Con.						
83	Social services	14	(D)	(D)	(D)	CC
835	Child day care services	8	(D)	(D)	(D)	CC
832, 3, 6, 9	Other social services	6	(D)	(D)	(D)	CC
87 ex. 8733	Engineering, accounting, research, management, and related services (except noncommercial research organizations)	74	48 783	17 704	3 679	595
871	Engineering, architectural, and surveying services	37	39 380	13 923	2 889	318
872	Accounting, auditing, and bookkeeping services	22	5 426	2 047	501	101
873 ex. 8733	Research, development, and testing services (except noncommercial research organizations)	5	700	351	83	139
874	Management and public relations services	10	3 277	1 383	206	37
89	Services, n.e.c.	-	-	-	-	-
CHELTENHAM TOWNSHIP						
	Total	447	219 662	91 034	19 500	3 856
70 ex. 704	Hotels, rooming houses, camps, and other lodging places (except membership lodging)	1	(D)	(D)	(D)	CC
7011	Hotels and motels	-	-	-	-	-
7011 pt.	Hotels	-	-	-	-	-
7011 pt.	Motels, motor hotels, and tourist courts	-	-	-	-	-
702, 3	Other lodging places	1	(D)	(D)	(D)	CC
72	Personal services	36	7 309	3 067	817	472
721	Laundry, cleaning, and garment services	5	1 067	404	91	29
7211	Power laundries, family and commercial*	-	-	-	-	-
7213	Linen supply*	-	-	-	-	-
7215	Coin-operated laundries and drycleaning	-	-	-	-	-
7216	Drycleaning plants, except rug cleaning*	4	(D)	(D)	(D)	BB
7217	Carpet and upholstery cleaning	-	-	-	-	-
7218	Industrial laundrers*	-	-	-	-	-
7212, 9	Other laundry, cleaning, and garment services*	1	(D)	(D)	(D)	AA
722	Photographic studios, portrait	-	-	-	-	-
723, 4	Beauty and barber shops	24	2 888	1 208	265	112
723	Beauty shops	21	(D)	(D)	(D)	CC
724	Barber shops	3	(D)	(D)	(D)	AA
725	Shoe repair shops and shoeshine parlors	2	(D)	(D)	(D)	AA
726	Funeral service and crematories	1	(D)	(D)	(D)	AA
729	Miscellaneous personal services	4	2 691	1 355	436	324
73	Business services	68	39 585	15 080	3 670	754
731	Advertising	8	3 520	1 077	332	25
732	Consumer credit reporting agencies, mercantile reporting agencies, and adjustment and collection agencies	3	(D)	(D)	(D)	BB
733	Mailing, reproduction, commercial art and photography, and stenographic services	6	1 018	313	60	13
734	Services to dwellings and other buildings	14	5 643	2 972	678	281
735	Miscellaneous equipment rental and leasing	4	1 711	379	69	13
736	Personnel supply services	3	(D)	(D)	(D)	BB
737	Computer programming, data processing, and other computer related services	14	20 462	6 316	1 684	179
7371, 2, 3	Computer programming, prepackaged software, and integrated systems	4	(D)	(D)	(D)	AA
7374, 5, 6	Data processing services	5	17 864	5 585	1 512	160
7377, 8, 9	Computer rental and leasing, maintenance, and related services, n.e.c.	5	(D)	(D)	(D)	AA
738	Miscellaneous business services	16	4 129	1 812	397	165
75	Automotive repair, services, and parking	29	11 347	2 610	597	105
751	Automotive rental and leasing, without drivers	4	(D)	(D)	(D)	BB
752	Automobile parking	-	-	-	-	-
753	Automotive repair shops	21	5 267	1 453	345	57
7532	Top, body, and upholstery repair shops and paint shops	5	2 423	831	184	22
7538	General automotive repair shops	12	2 254	444	133	28
7533, 4, 6, 7, 9	Other automotive repair shops	4	590	178	28	7
754	Automotive services, except repair	4	(D)	(D)	(D)	BB
76	Miscellaneous repair services	5	1 265	370	82	20
762	Electrical repair shops	4	(D)	(D)	(D)	AA
7622	Radio and television repair shops	1	(D)	(D)	(D)	AA
7623, 9	Other electrical and electronic repair shops	3	(D)	(D)	(D)	AA
763	Watch, clock, and jewelry repair	-	-	-	-	-
764	Reupholstery and furniture repair	-	-	-	-	-
769	Miscellaneous repair and related services	1	(D)	(D)	(D)	AA

Table 5. Summary Statistics for Firms Subject to Federal Income Tax for Places With 350 Establishments or More: 1992 — Con.

[Includes only establishments with payroll. For meaning of abbreviations and symbols, see introductory text. For explanation of terms and comparability of 1987 and 1992 censuses, see appendix A. For information on geographic areas followed by ▲, see appendix F]

SIC code	Geographic area and kind of business or operation	Establishments (number)	Receipts (\$1,000)	Annual payroll (\$1,000)	First-quarter payroll (\$1,000)	Paid employees for pay period including March 12 (number)
CHELTENHAM TOWNSHIP — Con.						
78, 79, 84	Amusement and recreation services, including motion pictures and museums	21	14 241	3 094	571	228
781, 2	Motion picture production, distribution, and services	—	—	—	—	—
783	Motion picture theaters	1	(D)	(D)	(D)	BB
784	Video tape rental	5	(D)	(D)	(D)	BB
792	Theatrical producers (except motion picture), bands, orchestras, and entertainers	2	(D)	(D)	(D)	AA
793	Bowling centers	—	—	—	—	—
79 ex. 792, 3; 84	Commercial sports and other amusement and recreation services, including museums	13	5 126	1 388	292	95
80	Health services	162	95 201	40 487	8 571	1 281
801	Offices and clinics of doctors of medicine	76	39 423	19 355	3 992	346
802	Offices and clinics of dentists	37	9 995	3 710	832	137
803	Offices and clinics of doctors of osteopathy	6	1 837	838	126	20
804	Offices and clinics of other health practitioners	22	7 493	3 317	644	113
805	Nursing and personal care facilities	6	22 750	7 605	1 737	458
806	Hospitals	—	—	—	—	—
807, 8, 9	Other health services	15	13 703	5 662	1 240	207
81	Legal services	28	7 089	2 636	517	81
823, 4, 9	Selected educational services	7	1 782	510	171	37
83	Social services	4	(D)	(D)	(D)	BB
835	Child day care services	1	(D)	(D)	(D)	AA
832, 3, 6, 9	Other social services	3	(D)	(D)	(D)	BB
87 ex. 8733	Engineering, accounting, research, management, and related services (except noncommercial research organizations)	81	37 143	21 401	4 108	653
871	Engineering, architectural, and surveying services	13	(D)	(D)	(D)	BB
872	Accounting, auditing, and bookkeeping services	37	17 689	10 191	2 022	374
873 ex. 8733	Research, development, and testing services (except noncommercial research organizations)	3	(D)	(D)	(D)	AA
874	Management and public relations services	28	16 162	9 794	1 776	228
89	Services, n.e.c.	5	(D)	(D)	(D)	AA
ERIE						
	Total	908	533 000	226 802	48 875	10 063
70 ex. 704	Hotels, rooming houses, camps, and other lodging places (except membership lodging)	9	10 004	2 573	551	287
7011	Hotels and motels	9	10 004	2 573	551	287
7011 pt.	Hotels	1	(D)	(D)	(D)	BB
7011 pt.	Motels, motor hotels, and tourist courts	8	(D)	(D)	(D)	CC
702, 3	Other lodging places	—	—	—	—	—
72	Personal services	117	33 560	10 226	2 805	843
721	Laundry, cleaning, and garment services	20	17 283	5 472	1 634	413
7211	Power laundries, family and commercial*	1	(D)	(D)	(D)	AA
7213	Linen supply*	1	(D)	(D)	(D)	CC
7215	Coin-operated laundries and drycleaning	2	(D)	(D)	(D)	AA
7216	Drycleaning plants, except rug cleaning*	6	2 133	813	187	72
7217	Carpet and upholstery cleaning	4	(D)	(D)	(D)	AA
7218	Industrial laundriers*	1	(D)	(D)	(D)	BB
7212, 9	Other laundry, cleaning, and garment services*	5	(D)	(D)	(D)	BB
722	Photographic studios, portrait	9	1 097	180	20	10
723, 4	Beauty and barber shops	59	4 962	1 998	500	206
723	Beauty shops	58	(D)	(D)	(D)	CC
724	Barber shops	1	(D)	(D)	(D)	AA
725	Shoe repair shops and shoeshine parlors	3	(D)	(D)	(D)	AA
726	Funeral service and crematories	15	7 667	1 822	447	108
729	Miscellaneous personal services	11	(D)	(D)	(D)	CC
73	Business services	126	71 289	30 077	7 013	3 259
731	Advertising	12	10 255	2 382	656	91
732	Consumer credit reporting agencies, mercantile reporting agencies, and adjustment and collection agencies	4	(D)	(D)	(D)	BB
733	Mailing, reproduction, commercial art and photography, and stenographic services	12	4 056	695	174	48
734	Services to dwellings and other buildings	25	4 182	2 072	440	350
735	Miscellaneous equipment rental and leasing	14	5 458	1 079	262	83
736	Personnel supply services	20	19 634	11 684	2 648	1 059
737	Computer programming, data processing, and other computer related services	13	6 013	2 668	605	233
7371, 2, 3	Computer programming, prepackaged software, and integrated systems	6	(D)	(D)	(D)	CC
7374, 5, 6	Data processing services	5	2 021	880	188	53
7377, 8, 9	Computer rental and leasing, maintenance, and related services, n.e.c.	2	(D)	(D)	(D)	AA
738	Miscellaneous business services	26	(D)	(D)	(D)	GG

Table 5. Summary Statistics for Firms Subject to Federal Income Tax for Places With 350 Establishments or More: 1992 — Con.

[Includes only establishments with payroll. For meaning of abbreviations and symbols, see introductory text. For explanation of terms and comparability of 1987 and 1992 censuses, see appendix A. For information on geographic areas followed by ▲, see appendix F]

SIC code	Geographic area and kind of business or operation	Establishments (number)	Receipts (\$1,000)	Annual payroll (\$1,000)	First-quarter payroll (\$1,000)	Paid employees for pay period including March 12 (number)
ERIE—Con.						
75	Automotive repair, services, and parking	76	25 535	5 784	1 315	322
751	Automotive rental and leasing, without drivers	3	(D)	(D)	(D)	AA
752	Automobile parking	1	(D)	(D)	(D)	AA
753	Automotive repair shops	61	21 584	5 038	1 144	254
7532	Top, body, and upholstery repair shops and paint shops	17	4 694	1 241	266	64
7538	General automotive repair shops	21	6 018	1 551	362	81
7533, 4, 6, 7, 9	Other automotive repair shops	23	10 872	2 246	516	109
754	Automotive services, except repair	11	2 446	453	105	44
76	Miscellaneous repair services	37	22 163	6 110	1 463	293
762	Electrical repair shops	11	2 806	739	178	43
7622	Radio and television repair shops	2	(D)	(D)	(D)	AA
7623, 9	Other electrical and electronic repair shops	9	(D)	(D)	(D)	BB
763	Watch, clock, and jewelry repair	—	—	—	—	—
764	Reupholstery and furniture repair	3	(D)	(D)	(D)	BB
769	Miscellaneous repair and related services	23	(D)	(D)	(D)	CC
78, 79, 84	Amusement and recreation services, including motion pictures and museums	37	10 378	2 649	662	322
781, 2	Motion picture production, distribution, and services	—	—	—	—	—
783	Motion picture theaters	1	(D)	(D)	(D)	AA
784	Video tape rental	4	2 345	559	113	71
792	Theatrical producers (except motion picture), bands, orchestras, and entertainers	4	(D)	(D)	(D)	BB
793	Bowling centers	6	1 464	348	97	48
79 ex. 792, 3; 84	Commercial sports and other amusement and recreation services, including museums	22	6 009	1 632	427	172
80	Health services	299	270 852	135 560	27 888	3 351
801	Offices and clinics of doctors of medicine	140	145 292	85 910	16 351	1 097
802	Offices and clinics of dentists	67	17 021	6 628	1 332	329
803	Offices and clinics of doctors of osteopathy	25	8 645	4 458	813	119
804	Offices and clinics of other health practitioners	33	9 229	2 312	569	229
805	Nursing and personal care facilities	5	9 905	4 919	1 126	172
806	Hospitals	2	(D)	(D)	(D)	FF
807, 8, 9	Other health services	27	(D)	(D)	(D)	FF
81	Legal services	90	45 710	17 303	3 361	517
823, 4, 9	Selected educational services	6	(D)	(D)	(D)	CC
83	Social services	29	6 147	2 881	623	213
835	Child day care services	8	1 703	752	178	94
832, 3, 6, 9	Other social services	21	4 444	2 129	445	119
87 ex. 8733	Engineering, accounting, research, management, and related services (except noncommercial research organizations)	80	33 591	11 769	2 664	521
871	Engineering, architectural, and surveying services	21	7 347	2 546	527	90
872	Accounting, auditing, and bookkeeping services	34	11 616	4 250	1 037	178
873 ex. 8733	Research, development, and testing services (except noncommercial research organizations)	7	5 403	1 472	315	92
874	Management and public relations services	18	9 225	3 501	785	161
89	Services, n.e.c.	2	(D)	(D)	(D)	BB
GREENSBURG						
	Total	548	227 298	85 459	18 660	4 621
70 ex. 704	Hotels, rooming houses, camps, and other lodging places (except membership lodging)	7	11 568	3 546	801	335
7011	Hotels and motels	5	(D)	(D)	(D)	EE
7011 pt.	Hotels	2	(D)	(D)	(D)	EE
7011 pt.	Motels, motor hotels, and tourist courts	3	(D)	(D)	(D)	BB
702, 3	Other lodging places	2	(D)	(D)	(D)	AA
72	Personal services	58	12 691	3 942	957	475
721	Laundry, cleaning, and garment services	12	4 689	1 227	283	144
7211	Power laundries, family and commercial*	—	—	—	—	—
7213	Linen supply*	1	(D)	(D)	(D)	BB
7215	Coin-operated laundries and drycleaning	1	(D)	(D)	(D)	AA
7216	Drycleaning plants, except rug cleaning*	4	776	224	46	31
7217	Carpet and upholstery cleaning	2	(D)	(D)	(D)	AA
7218	Industrial launderers*	1	(D)	(D)	(D)	AA
7212, 9	Other laundry, cleaning, and garment services*	3	(D)	(D)	(D)	AA
722	Photographic studios, portrait	4	759	120	29	10
723, 4	Beauty and barber shops	31	4 058	1 737	428	164
723	Beauty shops	28	3 902	1 687	413	159
724	Barber shops	3	156	50	15	5
725	Shoe repair shops and shoeshine parlors	—	—	—	—	—
726	Funeral service and crematories	4	1 470	304	34	12
729	Miscellaneous personal services	7	1 715	554	183	145

Table 5. Summary Statistics for Firms Subject to Federal Income Tax for Places With 350 Establishments or More: 1992 — Con.

[Includes only establishments with payroll. For meaning of abbreviations and symbols, see introductory text. For explanation of terms and comparability of 1987 and 1992 censuses, see appendix A. For information on geographic areas followed by ▲, see appendix F]

SIC code	Geographic area and kind of business or operation	Establishments (number)	Receipts (\$1,000)	Annual payroll (\$1,000)	First-quarter payroll (\$1,000)	Paid employees for pay period including March 12 (number)
GREENSBURG—Con.						
73	Business services	70	36 125	12 109	3 159	1 008
731	Advertising	3	590	36	11	6
732	Consumer credit reporting agencies, mercantile reporting agencies, and adjustment and collection agencies	4	1 231	385	90	29
733	Mailing, reproduction, commercial art and photography, and stenographic services	7	1 446	326	82	23
734	Services to dwellings and other buildings	9	3 999	2 281	555	330
735	Miscellaneous equipment rental and leasing	6	9 354	1 994	552	99
736	Personnel supply services	6	2 945	1 586	356	112
737	Computer programming, data processing, and other computer related services	9	8 391	2 300	774	106
7371, 2, 3	Computer programming, prepackaged software, and integrated systems	5	(D)	(D)	(D)	BB
7374, 5, 6	Data processing services	2	(D)	(D)	(D)	BB
7377, 8, 9	Computer rental and leasing, maintenance, and related services, n.e.c.	2	(D)	(D)	(D)	AA
738	Miscellaneous business services	26	8 169	3 201	739	303
75	Automotive repair, services, and parking	43	9 873	1 772	422	141
751	Automotive rental and leasing, without drivers	2	(D)	(D)	(D)	AA
752	Automobile parking	—	—	—	—	—
753	Automotive repair shops	35	8 009	1 385	323	104
7532	Top, body, and upholstery repair shops and paint shops	8	1 067	231	56	19
7538	General automotive repair shops	19	3 672	547	130	46
7533, 4, 6, 7, 9	Other automotive repair shops	8	3 270	607	137	39
754	Automotive services, except repair	6	(D)	(D)	(D)	BB
76	Miscellaneous repair services	8	2 856	787	200	45
762	Electrical repair shops	2	(D)	(D)	(D)	AA
7622	Radio and television repair shops	—	—	—	—	—
7623, 9	Other electrical and electronic repair shops	2	(D)	(D)	(D)	AA
763	Watch, clock, and jewelry repair	1	(D)	(D)	(D)	AA
764	Reupholstery and furniture repair	—	—	—	—	—
769	Miscellaneous repair and related services	5	(D)	(D)	(D)	BB
78, 79, 84	Amusement and recreation services, including motion pictures and museums	28	10 007	2 492	457	276
781, 2	Motion picture production, distribution, and services	1	(D)	(D)	(D)	AA
783	Motion picture theaters	4	(D)	(D)	(D)	BB
784	Video tape rental	2	(D)	(D)	(D)	AA
792	Theatrical producers (except motion picture), bands, orchestras, and entertainers	—	—	—	—	—
793	Bowling centers	4	1 452	364	89	50
79 ex. 792, 3; 84	Commercial sports and other amusement and recreation services, including museums	17	4 681	1 522	224	140
80	Health services	184	105 379	45 567	9 378	1 680
801	Offices and clinics of doctors of medicine	79	49 976	23 915	5 034	514
802	Offices and clinics of dentists	50	11 948	4 455	932	244
803	Offices and clinics of doctors of osteopathy	4	2 641	1 892	286	25
804	Offices and clinics of other health practitioners	32	11 327	4 565	913	171
805	Nursing and personal care facilities	6	19 448	8 101	1 637	605
806	Hospitals	—	—	—	—	—
807, 8, 9	Other health services	13	10 039	2 639	576	121
81	Legal services	87	20 891	6 279	1 287	248
823, 4, 9	Selected educational services	3	238	83	27	23
83	Social services	12	1 566	599	142	80
835	Child day care services	6	883	347	84	51
832, 3, 6, 9	Other social services	6	683	252	58	29
87 ex. 8733	Engineering, accounting, research, management, and related services (except noncommercial research organizations)	48	16 104	8 283	1 830	310
871	Engineering, architectural, and surveying services	14	(D)	(D)	(D)	BB
872	Accounting, auditing, and bookkeeping services	22	8 558	4 154	925	172
873 ex. 8733	Research, development, and testing services (except noncommercial research organizations)	—	—	—	—	—
874	Management and public relations services	12	(D)	(D)	(D)	BB
89	Services, n.e.c.	—	—	—	—	—

Table 5. Summary Statistics for Firms Subject to Federal Income Tax for Places With 350 Establishments or More: 1992 — Con.

[Includes only establishments with payroll. For meaning of abbreviations and symbols, see introductory text. For explanation of terms and comparability of 1987 and 1992 censuses, see appendix A. For information on geographic areas followed by ▲, see appendix F]

SIC code	Geographic area and kind of business or operation	Establishments (number)	Receipts (\$1,000)	Annual payroll (\$1,000)	First-quarter payroll (\$1,000)	Paid employees for pay period including March 12 (number)
HARRISBURG						
	Total	571	427 949	152 991	34 234	6 062
70 ex. 704	Hotels, rooming houses, camps, and other lodging places (except membership lodging)	9	17 877	5 115	1 265	449
7011	Hotels and motels	9	17 877	5 115	1 265	449
7011 pt.	Hotels	4	(D)	(D)	(D)	EE
7011 pt.	Motels, motor hotels, and tourist courts	5	(D)	(D)	(D)	BB
702, 3	Other lodging places	—	—	—	—	—
72	Personal services	59	15 502	5 541	1 157	360
721	Laundry, cleaning, and garment services	18	4 232	1 348	329	133
7211	Power laundries, family and commercial*	1	(D)	(D)	(D)	AA
7213	Linen supply*	1	(D)	(D)	(D)	AA
7215	Coin-operated laundries and drycleaning	4	(D)	(D)	(D)	AA
7216	Drycleaning plants, except rug cleaning*	8	2 811	912	228	91
7217	Carpet and upholstery cleaning	2	(D)	(D)	(D)	AA
7218	Industrial laundriers*	—	—	—	—	—
7212, 9	Other laundry, cleaning, and garment services*	2	(D)	(D)	(D)	AA
722	Photographic studios, portrait	1	(D)	(D)	(D)	AA
723, 4	Beauty and barber shops	26	2 108	784	163	63
723	Beauty shops	26	2 108	784	163	63
724	Barber shops	—	—	—	—	—
725	Shoe repair shops and shoeshine parlors	1	(D)	(D)	(D)	AA
726	Funeral service and crematories	6	1 515	389	102	15
729	Miscellaneous personal services	7	(D)	(D)	(D)	CC
73	Business services	88	59 747	21 778	4 905	1 666
731	Advertising	9	2 677	943	240	45
732	Consumer credit reporting agencies, mercantile reporting agencies, and adjustment and collection agencies	6	13 479	2 823	608	156
733	Mailing, reproduction, commercial art and photography, and stenographic services	12	4 166	1 016	239	54
734	Services to dwellings and other buildings	17	7 499	3 081	805	237
735	Miscellaneous equipment rental and leasing	7	2 318	462	120	28
736	Personnel supply services	4	(D)	(D)	(D)	FF
737	Computer programming, data processing, and other computer related services	6	2 593	640	169	25
7371, 2, 3	Computer programming, prepackaged software, and integrated systems	1	(D)	(D)	(D)	AA
7374, 5, 6	Data processing services	2	(D)	(D)	(D)	AA
7377, 8, 9	Computer rental and leasing, maintenance, and related services, n.e.c.	3	(D)	(D)	(D)	AA
738	Miscellaneous business services	27	(D)	(D)	(D)	FF
75	Automotive repair, services, and parking	48	39 982	6 854	1 604	326
751	Automotive rental and leasing, without drivers	4	(D)	(D)	(D)	CC
752	Automobile parking	12	(D)	(D)	(D)	AA
753	Automotive repair shops	29	(D)	(D)	(D)	CC
7532	Top, body, and upholstery repair shops and paint shops	12	6 989	1 751	420	81
7538	General automotive repair shops	10	3 438	1 055	239	47
7533, 4, 6, 7, 9	Other automotive repair shops	7	(D)	(D)	(D)	BB
754	Automotive services, except repair	3	(D)	(D)	(D)	AA
76	Miscellaneous repair services	10	5 947	2 299	544	92
762	Electrical repair shops	—	—	—	—	—
7622	Radio and television repair shops	—	—	—	—	—
7623, 9	Other electrical and electronic repair shops	—	—	—	—	—
763	Watch, clock, and jewelry repair	1	(D)	(D)	(D)	AA
764	Reupholstery and furniture repair	2	(D)	(D)	(D)	AA
769	Miscellaneous repair and related services	7	5 814	2 258	530	85
78, 79, 84	Amusement and recreation services, including motion pictures and museums	22	6 732	1 779	449	157
781, 2	Motion picture production, distribution, and services	1	(D)	(D)	(D)	AA
783	Motion picture theaters	—	—	—	—	—
784	Video tape rental	4	(D)	(D)	(D)	BB
792	Theatrical producers (except motion picture), bands, orchestras, and entertainers	2	(D)	(D)	(D)	AA
793	Bowling centers	2	(D)	(D)	(D)	AA
79 ex. 792, 3, 84	Commercial sports and other amusement and recreation services, including museums	13	4 719	1 220	325	105
80	Health services	98	72 621	32 538	6 662	698
801	Offices and clinics of doctors of medicine	50	47 043	26 606	5 259	393
802	Offices and clinics of dentists	19	4 086	754	179	59
803	Offices and clinics of doctors of osteopathy	3	1 020	280	68	13
804	Offices and clinics of other health practitioners	17	5 614	2 414	639	84
805	Nursing and personal care facilities	1	(D)	(D)	(D)	BB
806	Hospitals	—	—	—	—	—
807, 8, 9	Other health services	8	(D)	(D)	(D)	CC
81	Legal services	136	128 443	46 326	10 151	1 237
823, 4, 9	Selected educational services	3	(D)	(D)	(D)	AA

Table 5. Summary Statistics for Firms Subject to Federal Income Tax for Places With 350 Establishments or More: 1992 — Con.

[Includes only establishments with payroll. For meaning of abbreviations and symbols, see introductory text. For explanation of terms and comparability of 1987 and 1992 censuses, see appendix A. For information on geographic areas followed by ▲, see appendix F]

SIC code	Geographic area and kind of business or operation	Establishments (number)	Receipts (\$1,000)	Annual payroll (\$1,000)	First-quarter payroll (\$1,000)	Paid employees for pay period including March 12 (number)
HARRISBURG—Con.						
83	Social services	16	5 437	2 787	637	157
835	Child day care services	8	1 616	778	181	69
832, 3, 6, 9	Other social services	8	3 821	2 009	456	88
87 ex. 8733	Engineering, accounting, research, management, and related services (except noncommercial research organizations)	78	70 895	25 753	6 347	854
871	Engineering, architectural, and surveying services	16	28 361	12 552	2 629	348
872	Accounting, auditing, and bookkeeping services	24	29 961	9 158	2 753	375
873 ex. 8733	Research, development, and testing services (except noncommercial research organizations)	7	4 164	1 042	249	39
874	Management and public relations services	31	8 409	3 001	716	92
89	Services, n.e.c.	4	(D)	(D)	(D)	BB
HAVERFORD TOWNSHIP						
	Total	365	164 103	66 519	14 484	2 981
70 ex. 704	Hotels, rooming houses, camps, and other lodging places (except membership lodging)	1	(D)	(D)	(D)	AA
7011	Hotels and motels	—	—	—	—	—
7011 pt.	Hotels	—	—	—	—	—
7011 pt.	Motels, motor hotels, and tourist courts	—	—	—	—	—
702, 3	Other lodging places	1	(D)	(D)	(D)	AA
72	Personal services	38	5 005	1 644	432	154
721	Laundry, cleaning, and garment services	9	1 630	436	108	52
7211	Power laundries, family and commercial*	—	—	—	—	—
7213	Linen supply*	—	—	—	—	—
7215	Coin-operated laundries and drycleaning	—	—	—	—	—
7216	Drycleaning plants, except rug cleaning*	6	1 245	373	91	45
7217	Carpet and upholstery cleaning	1	(D)	(D)	(D)	AA
7218	Industrial laundrers*	—	—	—	—	—
7212, 9	Other laundry, cleaning, and garment services*	2	(D)	(D)	(D)	AA
722	Photographic studios, portrait	—	—	—	—	—
723, 4	Beauty and barber shops	26	2 229	894	219	93
723	Beauty shops	21	2 001	821	199	85
724	Barber shops	5	228	73	20	8
725	Shoe repair shops and shoeshine parlors	1	(D)	(D)	(D)	AA
726	Funeral service and crematories	1	(D)	(D)	(D)	AA
729	Miscellaneous personal services	1	(D)	(D)	(D)	AA
73	Business services	56	23 642	9 671	2 492	723
731	Advertising	5	1 135	644	136	17
732	Consumer credit reporting agencies, mercantile reporting agencies, and adjustment and collection agencies	2	(D)	(D)	(D)	AA
733	Mailing, reproduction, commercial art and photography, and stenographic services	5	1 986	336	81	14
734	Services to dwellings and other buildings	12	3 766	1 485	324	114
735	Miscellaneous equipment rental and leasing	2	(D)	(D)	(D)	AA
736	Personnel supply services	3	(D)	(D)	(D)	AA
737	Computer programming, data processing, and other computer related services	18	4 756	1 711	355	82
7371, 2, 3	Computer programming, prepackaged software, and integrated systems	10	2 416	1 180	258	65
7374, 5, 6	Data processing services	3	(D)	(D)	(D)	AA
7377, 8, 9	Computer rental and leasing, maintenance, and related services, n.e.c.	5	(D)	(D)	(D)	AA
738	Miscellaneous business services	9	10 476	5 108	1 498	474
75	Automotive repair, services, and parking	25	9 462	2 011	548	105
751	Automotive rental and leasing, without drivers	2	(D)	(D)	(D)	AA
752	Automobile parking	—	—	—	—	—
753	Automotive repair shops	20	6 947	1 544	417	72
7532	Top, body, and upholstery repair shops and paint shops	5	(D)	(D)	(D)	BB
7538	General automotive repair shops	12	4 406	952	241	42
7533, 4, 6, 7, 9	Other automotive repair shops	3	(D)	(D)	(D)	AA
754	Automotive services, except repair	3	(D)	(D)	(D)	BB
76	Miscellaneous repair services	8	2 407	489	108	27
762	Electrical repair shops	2	(D)	(D)	(D)	AA
7622	Radio and television repair shops	1	(D)	(D)	(D)	AA
7623, 9	Other electrical and electronic repair shops	1	(D)	(D)	(D)	AA
763	Watch, clock, and jewelry repair	—	—	—	—	—
764	Reupholstery and furniture repair	2	(D)	(D)	(D)	AA
769	Miscellaneous repair and related services	4	1 708	310	65	12

Table 5. Summary Statistics for Firms Subject to Federal Income Tax for Places With 350 Establishments or More: 1992 — Con.

[Includes only establishments with payroll. For meaning of abbreviations and symbols, see introductory text. For explanation of terms and comparability of 1987 and 1992 censuses, see appendix A. For information on geographic areas followed by ▲, see appendix F]

SIC code	Geographic area and kind of business or operation	Establishments (number)	Receipts (\$1,000)	Annual payroll (\$1,000)	First-quarter payroll (\$1,000)	Paid employees for pay period including March 12 (number)
HAVERFORD TOWNSHIP — Con.						
78, 79, 84	Amusement and recreation services, including motion pictures and museums	10	5 489	1 668	261	106
781, 2	Motion picture production, distribution, and services	1	(D)	(D)	(D)	AA
783	Motion picture theaters	—	—	—	—	—
784	Video tape rental	1	(D)	(D)	(D)	AA
792	Theatrical producers (except motion picture), bands, orchestras, and entertainers	1	(D)	(D)	(D)	AA
793	Bowling centers	1	(D)	(D)	(D)	AA
79 ex. 792, 3; 84	Commercial sports and other amusement and recreation services, including museums	6	3 749	1 317	230	95
80	Health services	144	101 564	45 399	9 602	1 638
801	Offices and clinics of doctors of medicine	62	40 456	19 480	4 166	457
802	Offices and clinics of dentists	33	11 644	3 729	869	155
803	Offices and clinics of doctors of osteopathy	15	4 072	1 765	291	33
804	Offices and clinics of other health practitioners	15	11 735	5 615	796	86
805	Nursing and personal care facilities	2	(D)	(D)	(D)	EE
806	Hospitals	—	—	—	—	—
807, 8, 9	Other health services	17	(D)	(D)	(D)	FF
81	Legal services	18	2 834	465	110	28
823, 4, 9	Selected educational services	2	(D)	(D)	(D)	AA
83	Social services	6	801	481	106	55
835	Child day care services	3	(D)	(D)	(D)	BB
832, 3, 6, 9	Other social services	3	(D)	(D)	(D)	AA
87 ex. 8733	Engineering, accounting, research, management, and related services (except noncommercial research organizations)	53	9 896	3 139	737	124
871	Engineering, architectural, and surveying services	13	(D)	(D)	(D)	BB
872	Accounting, auditing, and bookkeeping services	18	3 093	748	172	35
873 ex. 87333	Research, development, and testing services (except noncommercial research organizations)	1	(D)	(D)	(D)	AA
874	Management and public relations services	21	4 130	1 436	322	52
89	Services, n.e.c.	4	(D)	(D)	(D)	AA
LANCASTER (LANCASTER COUNTY)						
	Total	577	409 960	202 164	43 455	7 576
70 ex. 704	Hotels, rooming houses, camps, and other lodging places (except membership lodging)	5	(D)	(D)	(D)	CC
7011	Hotels and motels	5	(D)	(D)	(D)	CC
7011 pt.	Hotels	3	(D)	(D)	(D)	CC
7011 pt.	Motels, motor hotels, and tourist courts	2	(D)	(D)	(D)	AA
702, 3	Other lodging places	—	—	—	—	—
72	Personal services	74	24 376	8 469	2 172	581
721	Laundry, cleaning, and garment services	15	12 535	4 050	1 068	295
7211	Power laundries, family and commercial*	1	(D)	(D)	(D)	BB
7213	Linen supply*	—	—	—	—	—
7215	Coin-operated laundries and drycleaning	5	643	160	38	25
7216	Drycleaning plants, except rug cleaning*	5	858	291	69	23
7217	Carpet and upholstery cleaning	1	(D)	(D)	(D)	AA
7218	Industrial laundriers*	1	(D)	(D)	(D)	BB
7212, 9	Other laundry, cleaning, and garment services*	2	(D)	(D)	(D)	CC
722	Photographic studios, portrait	4	775	145	27	20
723, 4	Beauty and barber shops	39	4 466	1 874	448	156
723	Beauty shops	39	4 466	1 874	448	156
724	Barber shops	—	—	—	—	—
725	Shoe repair shops and shoeshine parlors	2	(D)	(D)	(D)	AA
726	Funeral service and crematories	6	4 801	1 985	505	58
729	Miscellaneous personal services	8	(D)	(D)	(D)	BB
73	Business services	80	62 127	30 834	8 175	2 444
731	Advertising	13	9 117	3 645	995	113
732	Consumer credit reporting agencies, mercantile reporting agencies, and adjustment and collection agencies	2	(D)	(D)	(D)	BB
733	Mailing, reproduction, commercial art and photography, and stenographic services	9	1 858	552	131	30
734	Services to dwellings and other buildings	17	7 879	3 618	797	288
735	Miscellaneous equipment rental and leasing	6	7 539	3 007	673	120
736	Personnel supply services	10	12 628	8 321	1 468	757
737	Computer programming, data processing, and other computer related services	11	11 332	5 993	2 671	794
7371, 2, 3	Computer programming, prepackaged software, and integrated systems	4	(D)	(D)	(D)	FF
7374, 5, 6	Data processing services	2	(D)	(D)	(D)	AA
7377, 8, 9	Computer rental and leasing, maintenance, and related services, n.e.c.	5	(D)	(D)	(D)	CC
738	Miscellaneous business services	12	(D)	(D)	(D)	EE

Table 5. Summary Statistics for Firms Subject to Federal Income Tax for Places With 350 Establishments or More: 1992 — Con.

[Includes only establishments with payroll. For meaning of abbreviations and symbols, see introductory text. For explanation of terms and comparability of 1987 and 1992 censuses, see appendix A. For information on geographic areas followed by ▲, see appendix F]

SIC code	Geographic area and kind of business or operation	Establishments (number)	Receipts (\$1,000)	Annual payroll (\$1,000)	First-quarter payroll (\$1,000)	Paid employees for pay period including March 12 (number)
LANCASTER (LANCASTER COUNTY) — Con.						
75	Automotive repair, services, and parking	42	13 641	3 260	802	203
751	Automotive rental and leasing, without drivers	5	3 122	437	102	23
752	Automobile parking	2	(D)	(D)	(D)	AA
753	Automotive repair shops	32	9 384	2 479	626	139
7532	Top, body, and upholstery repair shops and paint shops	5	1 596	559	157	33
7538	General automotive repair shops	18	5 727	1 330	326	72
7533, 4, 6, 7, 9	Other automotive repair shops	9	2 061	590	143	34
754	Automotive services, except repair	3	(D)	(D)	(D)	BB
76	Miscellaneous repair services	19	7 724	2 150	607	109
762	Electrical repair shops	8	(D)	(D)	(D)	BB
7622	Radio and television repair shops	4	265	60	14	5
7623, 9	Other electrical and electronic repair shops	4	(D)	(D)	(D)	BB
763	Watch, clock, and jewelry repair	2	(D)	(D)	(D)	AA
764	Reupholstery and furniture repair	2	(D)	(D)	(D)	AA
769	Miscellaneous repair and related services	7	1 695	496	119	31
78, 79, 84	Amusement and recreation services, including motion pictures and museums	26	8 306	1 782	432	221
781, 2	Motion picture production, distribution, and services	2	(D)	(D)	(D)	AA
783	Motion picture theaters	2	(D)	(D)	(D)	BB
784	Video tape rental	3	(D)	(D)	(D)	AA
792	Theatrical producers (except motion picture), bands, orchestras, and entertainers	1	(D)	(D)	(D)	AA
793	Bowling centers	—	—	—	—	—
79 ex. 792, 3; 84	Commercial sports and other amusement and recreation services, including museums	18	4 634	1 123	292	159
80	Health services	169	160 565	95 801	18 302	2 055
801	Offices and clinics of doctors of medicine	100	120 989	79 507	14 598	1 050
802	Offices and clinics of dentists	24	8 221	3 443	705	115
803	Offices and clinics of doctors of osteopathy	2	(D)	(D)	(D)	AA
804	Offices and clinics of other health practitioners	27	7 549	2 340	480	115
805	Nursing and personal care facilities	3	12 015	5 624	1 361	372
806	Hospitals	—	—	—	—	—
807, 8, 9	Other health services	13	(D)	(D)	(D)	EE
81	Legal services	80	56 853	23 467	5 063	634
823, 4, 9	Selected educational services	1	(D)	(D)	(D)	AA
83	Social services	21	5 419	2 639	593	197
835	Child day care services	7	923	490	107	60
832, 3, 6, 9	Other social services	14	4 496	2 149	486	137
87 ex. 8733	Engineering, accounting, research, management, and related services (except noncommercial research organizations)	56	64 570	31 645	6 923	1 007
871	Engineering, architectural, and surveying services	18	11 901	5 761	1 149	166
872	Accounting, auditing, and bookkeeping services	18	16 694	7 873	1 702	197
873 ex. 8733	Research, development, and testing services (except noncommercial research organizations)	4	(D)	(D)	(D)	FF
874	Management and public relations services	16	(D)	(D)	(D)	CC
89	Services, n.e.c.	4	(D)	(D)	(D)	AA
LOWER MERION TOWNSHIP						
	Total	1 318	988 941	435 957	95 451	14 876
70 ex. 704	Hotels, rooming houses, camps, and other lodging places (except membership lodging)	5	1 650	350	68	26
7011	Hotels and motels	—	—	—	—	—
7011 pt.	Hotels	—	—	—	—	—
7011 pt.	Motels, motor hotels, and tourist courts	—	—	—	—	—
702, 3	Other lodging places	5	1 650	350	68	26
72	Personal services	91	25 790	10 571	2 551	735
721	Laundry, cleaning, and garment services	20	9 649	4 090	1 001	241
7211	Power laundries, family and commercial*	—	—	—	—	—
7213	Linen supply*	—	—	—	—	—
7215	Coin-operated laundries and drycleaning	2	(D)	(D)	(D)	AA
7216	Drycleaning plants, except rug cleaning*	13	7 829	3 317	814	207
7217	Carpet and upholstery cleaning	2	(D)	(D)	(D)	AA
7218	Industrial launderers*	—	—	—	—	—
7212, 9	Other laundry, cleaning, and garment services*	3	(D)	(D)	(D)	AA
722	Photographic studios, portrait	1	(D)	(D)	(D)	AA
723, 4	Beauty and barber shops	52	10 264	4 722	1 096	342
723	Beauty shops	47	9 768	4 523	1 049	323
724	Barber shops	5	496	199	47	19
725	Shoe repair shops and shoeshine parlors	3	441	127	32	10
726	Funeral service and crematories	5	2 137	585	136	26
729	Miscellaneous personal services	10	(D)	(D)	(D)	CC

Table 5. Summary Statistics for Firms Subject to Federal Income Tax for Places With 350 Establishments or More: 1992 — Con.

[Includes only establishments with payroll. For meaning of abbreviations and symbols, see introductory text. For explanation of terms and comparability of 1987 and 1992 censuses, see appendix A. For information on geographic areas followed by ▲, see appendix F]

SIC code	Geographic area and kind of business or operation	Establishments (number)	Receipts (\$1,000)	Annual payroll (\$1,000)	First-quarter payroll (\$1,000)	Paid employees for pay period including March 12 (number)
LOWER MERION TOWNSHIP —Con.						
73	Business services	248	271 237	142 395	33 324	7 294
731	Advertising	28	33 973	15 758	3 524	299
732	Consumer credit reporting agencies, mercantile reporting agencies, and adjustment and collection agencies	2	(D)	(D)	(D)	BB
733	Mailing, reproduction, commercial art and photography, and stenographic services	26	12 921	4 218	655	104
734	Services to dwellings and other buildings	28	46 038	29 551	7 475	2 106
735	Miscellaneous equipment rental and leasing	7	2 835	781	207	33
736	Personnel supply services	40	65 576	38 889	8 828	1 502
737	Computer programming, data processing, and other computer related services	50	46 012	17 041	3 883	402
7371, 2, 3	Computer programming, prepackaged software, and integrated systems	32	38 007	13 707	3 198	322
7374, 5, 6	Data processing services	4	1 090	725	91	4
7377, 8, 9	Computer rental and leasing, maintenance, and related services, n.e.c.	14	6 915	2 609	594	76
738	Miscellaneous business services	67	(D)	(D)	(D)	HH
75	Automotive repair, services, and parking	37	71 136	11 628	2 871	385
751	Automotive rental and leasing, without drivers	5	(D)	(D)	(D)	CC
752	Automobile parking	1	(D)	(D)	(D)	AA
753	Automotive repair shops	28	(D)	(D)	(D)	CC
7532	Top, body, and upholstery repair shops and paint shops	9	7 043	2 427	592	87
7538	General automotive repair shops	14	(D)	(D)	(D)	BB
7533, 4, 6, 7, 9	Other automotive repair shops	5	(D)	(D)	(D)	BB
754	Automotive services, except repair	3	520	190	37	7
76	Miscellaneous repair services	15	9 026	1 968	442	72
762	Electrical repair shops	7	6 920	1 634	390	56
7622	Radio and television repair shops	1	(D)	(D)	(D)	AA
7623, 9	Other electrical and electronic repair shops	6	(D)	(D)	(D)	BB
763	Watch, clock, and jewelry repair	1	(D)	(D)	(D)	AA
764	Reupholstery and furniture repair	2	(D)	(D)	(D)	AA
769	Miscellaneous repair and related services	5	(D)	(D)	(D)	AA
78, 79, 84	Amusement and recreation services, including motion pictures and museums	58	30 639	6 601	1 521	395
781, 2	Motion picture production, distribution, and services	14	12 559	1 991	357	54
783	Motion picture theaters	4	(D)	(D)	(D)	BB
784	Video tape rental	7	3 001	499	122	68
792	Theatrical producers (except motion picture), bands, orchestras, and entertainers	12	7 500	2 557	698	95
793	Bowling centers	1	(D)	(D)	(D)	AA
79 ex. 792, 3; 84	Commercial sports and other amusement and recreation services, including museums	20	4 258	1 077	230	104
80	Health services	479	273 230	142 527	28 850	2 931
801	Offices and clinics of doctors of medicine	310	194 995	109 389	21 590	1 516
802	Offices and clinics of dentists	76	27 428	10 175	2 205	381
803	Offices and clinics of doctors of osteopathy	17	9 918	4 986	797	89
804	Offices and clinics of other health practitioners	45	15 280	5 928	1 571	195
805	Nursing and personal care facilities	1	(D)	(D)	(D)	BB
806	Hospitals	—	—	—	—	—
807, 8, 9	Other health services	30	(D)	(D)	(D)	FF
81	Legal services	98	74 780	23 498	4 765	540
823, 4, 9	Selected educational services	9	3 030	1 016	248	84
83	Social services	14	3 421	1 204	299	92
835	Child day care services	8	1 518	732	165	78
832, 3, 6, 9	Other social services	6	1 903	472	134	14
87 ex. 8733	Engineering, accounting, research, management, and related services (except noncommercial research organizations)	247	216 232	91 882	20 091	2 250
871	Engineering, architectural, and surveying services	35	27 327	13 178	2 802	322
872	Accounting, auditing, and bookkeeping services	71	39 810	18 531	4 162	563
873 ex. 8733	Research, development, and testing services (except noncommercial research organizations)	15	45 367	18 189	4 299	583
874	Management and public relations services	126	103 728	41 984	8 828	782
89	Services, n.e.c.	17	8 770	2 317	421	72

Table 5. Summary Statistics for Firms Subject to Federal Income Tax for Places With 350 Establishments or More: 1992 — Con.

[Includes only establishments with payroll. For meaning of abbreviations and symbols, see introductory text. For explanation of terms and comparability of 1987 and 1992 censuses, see appendix A. For information on geographic areas followed by ▲, see appendix F]

SIC code	Geographic area and kind of business or operation	Establishments (number)	Receipts (\$1,000)	Annual payroll (\$1,000)	First-quarter payroll (\$1,000)	Paid employees for pay period including March 12 (number)
MEDIA						
	Total	411	211 602	91 349	21 242	4 177
70 ex. 704	Hotels, rooming houses, camps, and other lodging places (except membership lodging)	3	2 170	657	158	70
7011	Hotels and motels	3	2 170	657	158	70
7011 pt.	Hotels	—	—	—	—	—
7011 pt.	Motels, motor hotels, and tourist courts	3	2 170	657	158	70
702, 3	Other lodging places	—	—	—	—	—
72	Personal services	29	4 022	1 344	282	137
721	Laundry, cleaning, and garment services	2	(D)	(D)	(D)	BB
7211	Power laundries, family and commercial*	—	—	—	—	—
7213	Linen supply*	1	(D)	(D)	(D)	AA
7215	Coin-operated laundries and drycleaning	—	—	—	—	—
7216	Drycleaning plants, except rug cleaning*	1	(D)	(D)	(D)	BB
7217	Carpet and upholstery cleaning	—	—	—	—	—
7218	Industrial launderers*	—	—	—	—	—
7212, 9	Other laundry, cleaning, and garment services*	—	—	—	—	—
722	Photographic studios, portrait	1	(D)	(D)	(D)	AA
723, 4	Beauty and barber shops	19	1 671	647	155	89
723	Beauty shops	19	1 671	647	155	89
724	Barber shops	—	—	—	—	—
725	Shoe repair shops and shoeshine parlors	1	(D)	(D)	(D)	AA
726	Funeral service and crematories	2	(D)	(D)	(D)	AA
729	Miscellaneous personal services	4	384	69	14	8
73	Business services	41	32 425	18 393	4 790	1 137
731	Advertising	2	(D)	(D)	(D)	AA
732	Consumer credit reporting agencies, mercantile reporting agencies, and adjustment and collection agencies	1	(D)	(D)	(D)	AA
733	Mailing, reproduction, commercial art and photography, and stenographic services	5	3 542	1 008	242	40
734	Services to dwellings and other buildings	—	—	—	—	—
735	Miscellaneous equipment rental and leasing	2	(D)	(D)	(D)	AA
736	Personnel supply services	14	13 352	9 351	2 387	727
737	Computer programming, data processing, and other computer related services	5	7 019	3 936	1 154	90
7371, 2, 3	Computer programming, prepackaged software, and integrated systems	5	7 019	3 936	1 154	90
7374, 5, 6	Data processing services	—	—	—	—	—
7377, 8, 9	Computer rental and leasing, maintenance, and related services, n.e.c.	—	—	—	—	—
738	Miscellaneous business services	12	6 187	3 401	858	248
75	Automotive repair, services, and parking	18	5 215	1 037	261	59
751	Automotive rental and leasing, without drivers	—	—	—	—	—
752	Automobile parking	—	—	—	—	—
753	Automotive repair shops	14	3 771	839	213	41
7532	Top, body, and upholstery repair shops and paint shops	6	1 698	464	113	20
7538	General automotive repair shops	5	1 100	158	38	10
7533, 4, 6, 7, 9	Other automotive repair shops	3	973	217	62	11
754	Automotive services, except repair	4	1 444	198	48	18
76	Miscellaneous repair services	7	1 968	479	98	23
762	Electrical repair shops	2	(D)	(D)	(D)	AA
7622	Radio and television repair shops	1	(D)	(D)	(D)	AA
7623, 9	Other electrical and electronic repair shops	1	(D)	(D)	(D)	AA
763	Watch, clock, and jewelry repair	1	(D)	(D)	(D)	AA
764	Reupholstery and furniture repair	1	(D)	(D)	(D)	AA
769	Miscellaneous repair and related services	3	(D)	(D)	(D)	AA
78, 79, 84	Amusement and recreation services, including motion pictures and museums	11	2 049	691	145	58
781, 2	Motion picture production, distribution, and services	3	353	173	40	6
783	Motion picture theaters	—	—	—	—	—
784	Video tape rental	3	(D)	(D)	(D)	AA
792	Theatrical producers (except motion picture), bands, orchestras, and entertainers	1	(D)	(D)	(D)	AA
793	Bowling centers	—	—	—	—	—
79 ex. 792, 3, 84	Commercial sports and other amusement and recreation services, including museums	4	1 002	337	85	36
80	Health services	73	43 495	20 142	4 364	1 027
801	Offices and clinics of doctors of medicine	37	14 725	6 809	1 310	186
802	Offices and clinics of dentists	11	4 020	1 730	417	90
803	Offices and clinics of doctors of osteopathy	7	3 027	998	205	39
804	Offices and clinics of other health practitioners	9	4 083	1 938	412	150
805	Nursing and personal care facilities	2	(D)	(D)	(D)	FF
806	Hospitals	—	—	—	—	—
807, 8, 9	Other health services	7	(D)	(D)	(D)	BB
81	Legal services	168	69 350	24 531	5 231	733
823, 4, 9	Selected educational services	1	(D)	(D)	(D)	AA

Table 5. Summary Statistics for Firms Subject to Federal Income Tax for Places With 350 Establishments or More: 1992 — Con.

[Includes only establishments with payroll. For meaning of abbreviations and symbols, see introductory text. For explanation of terms and comparability of 1987 and 1992 censuses, see appendix A. For information on geographic areas followed by ▲, see appendix F.]

SIC code	Geographic area and kind of business or operation	Establishments (number)	Receipts (\$1,000)	Annual payroll (\$1,000)	First-quarter payroll (\$1,000)	Paid employees for pay period including March 12 (number)
MEDIA—Con.						
83	Social services	9	(D)	(D)	(D)	EE
835	Child day care services	3	268	121	38	19
832, 3, 6, 9	Other social services	6	(D)	(D)	(D)	CC
87 ex. 8733	Engineering, accounting, research, management, and related services (except noncommercial research organizations)	48	31 677	16 199	3 989	654
871	Engineering, architectural, and surveying services	17	10 547	5 533	1 282	135
872	Accounting, auditing, and bookkeeping services	17	6 391	3 276	802	114
873 ex. 8733	Research, development, and testing services (except noncommercial research organizations)	4	12 462	6 555	1 678	380
874	Management and public relations services	10	2 277	835	227	25
89	Services, n.e.c.	3	(D)	(D)	(D)	AA
MILLCREEK TOWNSHIP						
	Total	364	170 607	58 567	11 943	3 757
70 ex. 704	Hotels, rooming houses, camps, and other lodging places (except membership lodging)	24	(D)	(D)	(D)	EE
7011	Hotels and motels	23	17 483	6 067	789	410
7011 pt.	Hotels	9	13 679	5 216	630	306
7011 pt.	Motels, motor hotels, and tourist courts	14	3 804	851	159	104
702, 3	Other lodging places	1	(D)	(D)	(D)	AA
72	Personal services	59	11 517	3 976	833	369
721	Laundry, cleaning, and garment services	10	4 835	1 610	311	109
7211	Power laundries, family and commercial*	—	—	—	—	—
7213	Linen supply*	—	—	—	—	—
7215	Coin-operated laundries and drycleaning	—	—	—	—	—
7216	Drycleaning plants, except rug cleaning*	5	(D)	(D)	(D)	BB
7217	Carpet and upholstery cleaning	4	(D)	(D)	(D)	BB
7218	Industrial laundriers*	1	(D)	(D)	(D)	BB
7212, 9	Other laundry, cleaning, and garment services*	—	—	—	—	—
722	Photographic studios, portrait	6	1 185	224	53	30
723, 4	Beauty and barber shops	37	4 522	1 905	413	210
723	Beauty shops	37	4 522	1 905	413	210
724	Barber shops	—	—	—	—	—
725	Shoe repair shops and shoeshine parlors	—	—	—	—	—
726	Funeral service and crematories	1	(D)	(D)	(D)	AA
729	Miscellaneous personal services	5	(D)	(D)	(D)	AA
73	Business services	59	30 272	15 021	3 280	1 325
731	Advertising	8	3 850	1 700	387	56
732	Consumer credit reporting agencies, mercantile reporting agencies, and adjustment and collection agencies	2	(D)	(D)	(D)	BB
733	Mailing, reproduction, commercial art and photography, and stenographic services	9	(D)	(D)	(D)	BB
734	Services to dwellings and other buildings	12	4 422	2 427	573	346
735	Miscellaneous equipment rental and leasing	4	4 048	737	166	32
736	Personnel supply services	6	(D)	(D)	(D)	FF
737	Computer programming, data processing, and other computer related services	8	3 762	1 315	325	56
7371, 2, 3	Computer programming, prepackaged software, and integrated systems	5	2 466	646	171	24
7374, 5, 6	Data processing services	—	—	—	—	—
7377, 8, 9	Computer rental and leasing, maintenance, and related services, n.e.c.	3	1 296	669	154	32
738	Miscellaneous business services	10	(D)	(D)	(D)	AA
75	Automotive repair, services, and parking	48	15 303	3 328	783	229
751	Automotive rental and leasing, without drivers	7	(D)	(D)	(D)	BB
752	Automobile parking	1	(D)	(D)	(D)	AA
753	Automotive repair shops	37	12 020	2 705	640	151
7532	Top, body, and upholstery repair shops and paint shops	12	4 747	1 074	233	47
7538	General automotive repair shops	15	3 037	554	163	54
7533, 4, 6, 7, 9	Other automotive repair shops	10	4 236	1 077	244	50
754	Automotive services, except repair	3	(D)	(D)	(D)	BB
76	Miscellaneous repair services	22	7 715	2 232	433	115
762	Electrical repair shops	5	(D)	(D)	(D)	BB
7622	Radio and television repair shops	2	(D)	(D)	(D)	AA
7623, 9	Other electrical and electronic repair shops	3	(D)	(D)	(D)	AA
763	Watch, clock, and jewelry repair	2	(D)	(D)	(D)	AA
764	Reupholstery and furniture repair	2	(D)	(D)	(D)	AA
769	Miscellaneous repair and related services	13	(D)	(D)	(D)	BB

Table 5. Summary Statistics for Firms Subject to Federal Income Tax for Places With 350 Establishments or More: 1992 — Con.

[Includes only establishments with payroll. For meaning of abbreviations and symbols, see introductory text. For explanation of terms and comparability of 1987 and 1992 censuses, see appendix A. For information on geographic areas followed by ▲, see appendix F]

SIC code	Geographic area and kind of business or operation	Establishments (number)	Receipts (\$1,000)	Annual payroll (\$1,000)	First-quarter payroll (\$1,000)	Paid employees for pay period including March 12 (number)
MILLCREEK TOWNSHIP — Con.						
78, 79, 84	Amusement and recreation services, including motion pictures and museums	21	11 713	2 494	461	257
781, 2	Motion picture production, distribution, and services	2	(D)	(D)	(D)	AA
783	Motion picture theaters	5	(D)	(D)	(D)	BB
784	Video tape rental	2	(D)	(D)	(D)	AA
792	Theatrical producers (except motion picture), bands, orchestras, and entertainers	—	—	—	—	—
793	Bowling centers	1	(D)	(D)	(D)	AA
79 ex. 792, 3; 84	Commercial sports and other amusement and recreation services, including museums	11	6 790	1 707	280	136
80	Health services	77	49 920	18 279	3 760	652
801	Offices and clinics of doctors of medicine	12	19 197	8 045	1 386	132
802	Offices and clinics of dentists	30	10 967	3 688	849	166
803	Offices and clinics of doctors of osteopathy	11	4 074	738	156	39
804	Offices and clinics of other health practitioners	15	3 476	1 089	238	55
805	Nursing and personal care facilities	1	(D)	(D)	(D)	CC
806	Hospitals	—	—	—	—	—
807, 8, 9	Other health services	8	(D)	(D)	(D)	CC
81	Legal services	5	(D)	(D)	(D)	AA
823, 4, 9	Selected educational services	1	(D)	(D)	(D)	AA
83	Social services	11	3 986	978	233	163
835	Child day care services	6	(D)	(D)	(D)	BB
832, 3, 6, 9	Other social services	5	(D)	(D)	(D)	BB
87 ex. 8733	Engineering, accounting, research, management, and related services (except noncommercial research organizations)	36	20 842	5 748	1 269	203
871	Engineering, architectural, and surveying services	5	(D)	(D)	(D)	BB
872	Accounting, auditing, and bookkeeping services	15	4 222	1 186	291	59
873 ex. 87333	Research, development, and testing services (except noncommercial research organizations)	2	(D)	(D)	(D)	AA
874	Management and public relations services	14	14 509	3 865	769	118
89	Services, n.e.c.	1	(D)	(D)	(D)	AA
MUNICIPALITY OF MONROEVILLE ▲						
	Total	408	799 636	226 549	56 097	8 061
70 ex. 704	Hotels, rooming houses, camps, and other lodging places (except membership lodging)	9	13 872	4 614	1 185	451
7011	Hotels and motels	9	13 872	4 614	1 185	451
7011 pt.	Hotels	3	(D)	(D)	(D)	EE
7011 pt.	Motels, motor hotels, and tourist courts	6	(D)	(D)	(D)	CC
702, 3	Other lodging places	—	—	—	—	—
72	Personal services	53	10 932	4 081	1 097	619
721	Laundry, cleaning, and garment services	11	1 720	595	138	67
7211	Power laundries, family and commercial*	—	—	—	—	—
7213	Linen supply*	—	—	—	—	—
7215	Coin-operated laundries and drycleaning	1	(D)	(D)	(D)	AA
7216	Drycleaning plants, except rug cleaning*	9	(D)	(D)	(D)	BB
7217	Carpet and upholstery cleaning	1	(D)	(D)	(D)	AA
7218	Industrial launderers*	—	—	—	—	—
7212, 9	Other laundry, cleaning, and garment services*	—	—	—	—	—
722	Photographic studios, portrait	4	730	73	14	14
723, 4	Beauty and barber shops	31	5 331	2 332	541	233
723	Beauty shops	31	5 331	2 332	541	233
724	Barber shops	—	—	—	—	—
725	Shoe repair shops and shoeshine parlors	1	(D)	(D)	(D)	AA
726	Funeral service and crematories	2	(D)	(D)	(D)	AA
729	Miscellaneous personal services	4	(D)	(D)	(D)	EE
73	Business services	61	59 627	26 733	6 361	1 619
731	Advertising	3	(D)	(D)	(D)	CC
732	Consumer credit reporting agencies, mercantile reporting agencies, and adjustment and collection agencies	—	—	—	—	—
733	Mailing, reproduction, commercial art and photography, and stenographic services	2	(D)	(D)	(D)	BB
734	Services to dwellings and other buildings	10	2 978	1 119	236	141
735	Miscellaneous equipment rental and leasing	5	2 422	766	197	46
736	Personnel supply services	15	14 962	10 023	2 269	923
737	Computer programming, data processing, and other computer related services	11	21 491	8 397	2 017	159
7371, 2, 3	Computer programming, prepackaged software, and integrated systems	8	(D)	(D)	(D)	CC
7374, 5, 6	Data processing services	1	(D)	(D)	(D)	AA
7377, 8, 9	Computer rental and leasing, maintenance, and related services, n.e.c.	2	(D)	(D)	(D)	BB
738	Miscellaneous business services	15	(D)	(D)	(D)	CC

Table 5. Summary Statistics for Firms Subject to Federal Income Tax for Places With 350 Establishments or More: 1992 — Con.

[Includes only establishments with payroll. For meaning of abbreviations and symbols, see introductory text. For explanation of terms and comparability of 1987 and 1992 censuses, see appendix A. For information on geographic areas followed by ▲, see appendix F]

SIC code	Geographic area and kind of business or operation	Establishments (number)	Receipts (\$1,000)	Annual payroll (\$1,000)	First-quarter payroll (\$1,000)	Paid employees for pay period including March 12 (number)
MUNICIPALITY OF MONROEVILLE ▲—Con.						
75	Automotive repair, services, and parking -----	24	8 017	2 174	528	150
751	Automotive rental and leasing, without drivers -----	6	(D)	(D)	(D)	BB
752	Automobile parking -----	—	—	—	—	—
753	Automotive repair shops -----	14	5 384	1 558	358	74
7532	Top, body, and upholstery repair shops and paint shops -----	4	1 560	547	119	29
7538	General automotive repair shops -----	6	2 062	526	122	23
7533, 4, 6, 7, 9	Other automotive repair shops -----	4	1 762	485	117	22
754	Automotive services, except repair -----	4	(D)	(D)	(D)	BB
76	Miscellaneous repair services -----	12	7 282	2 388	513	87
762	Electrical repair shops -----	4	5 483	1 875	417	66
7622	Radio and television repair shops -----	1	(D)	(D)	(D)	AA
7623, 9	Other electrical and electronic repair shops -----	3	(D)	(D)	(D)	BB
763	Watch, clock, and jewelry repair -----	2	(D)	(D)	(D)	AA
764	Reupholstery and furniture repair -----	—	—	—	—	—
769	Miscellaneous repair and related services -----	6	(D)	(D)	(D)	AA
78, 79, 84	Amusement and recreation services, including motion pictures and museums -----	22	12 437	3 098	689	297
781, 2	Motion picture production, distribution, and services -----	2	(D)	(D)	(D)	AA
783	Motion picture theaters -----	1	(D)	(D)	(D)	BB
784	Video tape rental -----	5	1 641	308	77	34
792	Theatrical producers (except motion picture), bands, orchestras, and entertainers -----	—	—	—	—	—
793	Bowling centers -----	2	(D)	(D)	(D)	BB
79 ex. 792, 3; 84	Commercial sports and other amusement and recreation services, including museums -----	12	8 015	2 150	465	207
80	Health services -----	155	106 934	46 885	10 299	1 516
801	Offices and clinics of doctors of medicine -----	64	44 907	23 639	4 797	449
802	Offices and clinics of dentists -----	47	12 985	5 153	1 103	289
803	Offices and clinics of doctors of osteopathy -----	1	(D)	(D)	(D)	AA
804	Offices and clinics of other health practitioners -----	30	10 600	3 788	878	163
805	Nursing and personal care facilities -----	1	(D)	(D)	(D)	CC
806	Hospitals -----	1	(D)	(D)	(D)	EE
807, 8, 9	Other health services -----	11	(D)	(D)	(D)	CC
81	Legal services -----	10	3 157	1 751	264	49
823, 4, 9	Selected educational services -----	3	(D)	(D)	(D)	BB
83	Social services -----	5	1 400	626	152	66
835	Child day care services -----	4	(D)	(D)	(D)	BB
832, 3, 6, 9	Other social services -----	1	(D)	(D)	(D)	AA
87 ex. 8733	Engineering, accounting, research, management, and related services (except noncommercial research organizations) -----	53	574 913	134 044	34 911	3 182
871	Engineering, architectural, and surveying services -----	19	(D)	(D)	(D)	GG
872	Accounting, auditing, and bookkeeping services -----	12	4 041	1 587	317	55
873 ex. 8733	Research, development, and testing services (except noncommercial research organizations) -----	6	21 428	8 991	2 293	305
874	Management and public relations services -----	16	(D)	(D)	(D)	EE
89	Services, n.e.c. -----	1	(D)	(D)	(D)	AA
PHILADELPHIA (Coextensive with Philadelphia County, PA; see table 6.)						
PITTSBURGH						
Total -----		3 953	4 679 828	1 927 321	428 202	62 930
70 ex. 704	Hotels, rooming houses, camps, and other lodging places (except membership lodging) -----	41	(D)	(D)	(D)	HH
7011	Hotels and motels -----	33	174 210	51 316	11 831	3 482
7011 pt.	Hotels -----	24	164 467	49 030	11 524	3 362
7011 pt.	Hotels, 25 guestrooms or more -----	22	(D)	(D)	(D)	HH
7011 pt.	Hotels, less than 25 guestrooms -----	2	(D)	(D)	(D)	AA
7011 pt.	Motels, motor hotels, and tourist courts -----	9	9 743	2 286	307	120
7011 pt.	Motels, tourist courts -----	7	(D)	(D)	(D)	BB
7011 pt.	Motor hotels -----	2	(D)	(D)	(D)	BB
702, 3	Other lodging places -----	8	(D)	(D)	(D)	BB
702	Rooming and boarding houses -----	8	(D)	(D)	(D)	BB
703	Camps and recreational vehicle parks -----	—	—	—	—	—

Table 5. Summary Statistics for Firms Subject to Federal Income Tax for Places With 350 Establishments or More: 1992 — Con.

[Includes only establishments with payroll. For meaning of abbreviations and symbols, see introductory text. For explanation of terms and comparability of 1987 and 1992 censuses, see appendix A. For information on geographic areas followed by ▲, see appendix F]

SIC code	Geographic area and kind of business or operation	Establishments (number)	Receipts (\$1,000)	Annual payroll (\$1,000)	First-quarter payroll (\$1,000)	Paid employees for pay period including March 12 (number)
PITTSBURGH—Con.						
72	Personal services	361	120 625	36 228	8 390	2 440
721	Laundry, cleaning, and garment services	85	48 313	14 962	3 360	973
7211	Power laundries, family and commercial*	2	(D)	(D)	(D)	AA
7213	Linen supply*	7	23 818	7 201	1 763	387
7215	Coin-operated laundries and drycleaning	19	7 626	1 627	323	118
7216	Drycleaning plants, except rug cleaning*	37	6 799	2 039	465	263
7217	Carpet and upholstery cleaning	8	2 898	1 148	189	58
7218	Industrial launderers*	1	(D)	(D)	(D)	CC
7212, 9	Other laundry, cleaning, and garment services*	11	(D)	(D)	(D)	BB
7212	Garment pressing, and agents for laundries and drycleaners	7	(D)	(D)	(D)	BB
7219	Laundry and garment services, n.e.c.*	4	(D)	(D)	(D)	AA
722	Photographic studios, portrait	13	2 465	560	121	34
723, 4	Beauty and barber shops	177	25 621	11 622	2 700	991
723	Beauty shops	162	24 456	11 147	2 577	932
724	Barber shops	15	1 165	475	123	59
725	Shoe repair shops and shoeshine parlors	9	929	278	69	25
726	Funeral service and crematories	40	17 642	4 571	1 025	227
729	Miscellaneous personal services	37	25 655	4 235	1 115	190
7291	Tax return preparation services	2	(D)	(D)	(D)	AA
7299	Miscellaneous personal services, n.e.c.	35	(D)	(D)	(D)	CC
73	Business services	763	1 050 239	427 735	101 387	21 109
731	Advertising	73	85 496	37 146	9 222	1 118
7311	Advertising agencies	65	70 562	34 977	8 255	985
7312	Outdoor advertising services	1	(D)	(D)	(D)	BB
7313	Radio, television, publishers' advertising representatives	4	(D)	(D)	(D)	BB
7319	Advertising, n.e.c.	3	(D)	(D)	(D)	AA
732	Consumer credit reporting agencies, mercantile reporting agencies, and adjustment and collection agencies	12	20 033	4 814	1 196	173
7322	Adjustment and collection services	8	(D)	(D)	(D)	CC
7323	Credit reporting services	4	(D)	(D)	(D)	BB
733	Mailing, reproduction, commercial art and photography, and stenographic services	118	79 924	26 340	6 125	1 335
7331	Direct mail advertising services	13	27 007	7 014	1 588	583
7334	Photocopying and duplicating services	19	10 419	3 259	769	196
7335, 6	Commercial photography, art, and graphics	68	31 887	10 837	2 624	372
7335	Commercial photography	17	4 099	1 360	332	51
7336	Commercial art and graphic design	51	27 788	9 477	2 292	321
7338	Secretarial and court reporting services	18	10 611	5 230	1 144	184
734	Services to dwellings and other buildings	74	65 525	32 744	6 957	2 410
7342	Disinfecting and pest control services	13	9 355	3 061	659	143
7349	Building cleaning and maintenance services, n.e.c.	61	56 170	29 683	6 298	2 267
735	Miscellaneous equipment rental and leasing	47	53 561	14 139	3 450	565
7352	Medical equipment rental and leasing	10	20 836	5 017	1 336	312
7353	Heavy construction equipment rental and leasing	6	18 193	5 159	1 113	100
7359	Equipment rental and leasing, n.e.c.	31	14 532	3 963	1 001	153
736	Personnel supply services	110	121 781	83 258	19 505	6 565
7361	Employment agencies	42	17 497	10 744	2 515	636
7363	Help supply services	68	104 284	72 514	16 990	5 929
7363 pt.	Temporary help supply	57	100 795	69 712	16 346	5 756
7363 pt.	Help supply, except temporary	11	3 489	2 802	644	173
737	Computer programming, data processing, and other computer related services	167	433 377	149 626	36 242	4 008
7371, 2, 3	Computer programming, prepackaged software, and integrated systems	97	244 203	84 852	19 714	1 928
7371	Computer programming services	46	97 892	47 313	10 450	1 004
7372	Prepackaged software	33	67 221	17 320	4 229	392
7373	Computer integrated systems	18	79 090	20 219	5 035	532
7374, 5, 6	Data processing services	36	144 433	43 448	11 173	1 499
7374, 5	Computer processing, information retrieval	34	(D)	(D)	(D)	GG
7376	Computer facilities management services	2	(D)	(D)	(D)	CC
7377, 8, 9	Computer rental and leasing, maintenance, and related services, n.e.c.	34	44 741	21 326	5 355	581
7377	Computer rental and leasing	5	(D)	(D)	(D)	BB
7378	Computer maintenance and repair	7	9 015	1 783	512	46
7379	Computer related services, n.e.c.	22	(D)	(D)	(D)	EE
738	Miscellaneous business services	162	190 542	79 668	18 690	4 935
7381, 2	Detective agencies and protective services	33	59 812	35 320	8 298	2 762
7381	Detective, guard, and armored car services	23	38 688	26 811	6 262	2 465
7382	Security systems services	10	21 124	8 509	2 036	297
7383	News syndicates	4	(D)	(D)	(D)	BB
7384	Photofinishing laboratories*	26	21 522	4 578	1 053	285
7389	Business services, n.e.c.	99	(D)	(D)	(D)	GG
7389 pt.	Sign painting shops	3	(D)	(D)	(D)	AA
7389 pt.	Interior designing	8	5 716	1 544	320	46
7389 pt.	Telephone answering services	9	2 563	1 337	329	121
7389 pt.	Other business services	79	(D)	(D)	(D)	GG

Table 5. Summary Statistics for Firms Subject to Federal Income Tax for Places With 350 Establishments or More: 1992 — Con.

[Includes only establishments with payroll. For meaning of abbreviations and symbols, see introductory text. For explanation of terms and comparability of 1987 and 1992 censuses, see appendix A. For information on geographic areas followed by ▲, see appendix F]

SIC code	Geographic area and kind of business or operation	Establishments (number)	Receipts (\$1,000)	Annual payroll (\$1,000)	First-quarter payroll (\$1,000)	Paid employees for pay period including March 12 (number)
PITTSBURGH—Con.						
75	Automotive repair, services, and parking	296	154 188	30 935	8 687	1 951
751	Automotive rental and leasing, without drivers	15	51 129	10 069	3 830	428
7513	Truck rental and leasing, without drivers	9	(D)	(D)	(D)	EE
7514, 5	Passenger car rental and leasing	6	(D)	(D)	(D)	CC
7514	Passenger car rental	5	(D)	(D)	(D)	CC
7515	Passenger car leasing	1	(D)	(D)	(D)	AA
7519	Utility trailer and recreational vehicle rental	—	—	—	—	—
752	Automobile parking	89	52 746	9 027	2 028	676
753	Automotive repair shops	165	41 952	9 338	2 212	555
7532	Top, body, and upholstery repair shops and paint shops	47	12 655	2 619	602	168
7532 pt.	Top and body repair shops	43	12 095	2 462	576	158
7532 pt.	Paint shops	4	560	157	26	10
7538	General automotive repair shops	78	16 920	3 658	867	228
7538 pt.	General automotive repair shops, except diesel	75	15 525	3 284	767	209
7538 pt.	Diesel repair shops	3	1 395	374	100	19
7533, 4, 6, 7, 9	Other automotive repair shops	40	12 377	3 061	743	159
7533	Automotive exhaust system repair shops	9	3 697	853	189	43
7534	Tire retreading and repair shops	3	(D)	(D)	(D)	AA
7536	Automotive glass replacement shops	6	2 444	750	188	31
7537	Automotive transmission repair shops	8	1 558	475	128	25
7539	Automotive repair shops, n.e.c.	14	(D)	(D)	(D)	BB
7539 pt.	Radiator repair	4	213	212	65	16
7539 pt.	Brake, front end, and wheel alignment	5	1 273	336	75	17
7539 pt.	Automotive electrical and fuel system services	3	676	130	30	7
7539 pt.	Other automotive repair shops, n.e.c.	2	(D)	(D)	(D)	AA
754	Automotive services, except repair	27	8 361	2 501	617	292
7542	Carwashes	14	3 311	1 071	312	187
7549	Automotive services, except repair and carwashes	13	5 050	1 430	305	105
76	Miscellaneous repair services	95	66 309	22 161	5 581	953
762	Electrical repair shops	23	18 095	6 807	1 903	354
7622	Radio and television repair shops	7	2 306	893	224	44
7623, 9	Other electrical and electronic repair shops	16	15 789	5 914	1 679	310
7623	Refrigeration and air-conditioning service and repair shops	2	(D)	(D)	(D)	BB
7629	Electrical and electronic repair shops, n.e.c.	14	(D)	(D)	(D)	EE
763	Watch, clock, and jewelry repair	9	1 905	518	112	35
764	Reupholstery and furniture repair	14	2 950	820	167	47
769	Miscellaneous repair and related services	49	43 359	14 016	3 399	517
7692	Welding repair	3	(D)	(D)	(D)	BB
7694	Armature rewinding shops	5	(D)	(D)	(D)	CC
7699	Repair shops and related services, n.e.c.	41	(D)	(D)	(D)	EE
78, 79, 84	Amusement and recreation services, including motion pictures and museums	147	183 246	109 034	17 779	2 485
781, 2	Motion picture production, distribution, and services	32	68 557	13 327	1 928	371
783	Motion picture theaters	6	5 314	687	185	106
7832	Motion picture theaters, except drive-in	6	5 314	687	185	106
7833	Drive-in motion picture theaters	—	—	—	—	—
784	Video tape rental	16	5 145	954	192	114
792	Theatrical producers (except motion picture), bands, orchestras, and entertainers	23	11 468	4 432	1 324	377
7922	Theatrical producers (except motion picture) and miscellaneous theatrical services	13	4 923	1 336	290	204
7929	Bands, orchestras, actors, and other entertainers and entertainment groups	10	6 545	3 096	1 034	173
793	Bowling centers	7	2 457	731	192	87
79 ex. 792, 3, 84	Commercial sports and other amusement and recreation services, including museums	63	90 305	88 903	13 958	1 430
794	Commercial sports	9	(D)	(D)	(D)	FF
7941	Professional sports clubs, managers, promoters	9	(D)	(D)	(D)	FF
7948	Racing, including track operation	—	—	—	—	—
79 ex. 792, 3, 4, 84	Other amusement and recreation services, including museums	54	(D)	(D)	(D)	FF
791	Dance studios, schools, and halls	9	849	238	63	49
7991	Physical fitness facilities	11	8 448	1 905	588	175
7992	Public golf courses	3	698	119	—	—
7993	Coin-operated amusement devices	13	7 979	1 415	318	84
7996	Amusement parks	—	—	—	—	—
7997	Membership sports and recreation clubs	4	(D)	(D)	(D)	CC
7999, 84	Amusement and recreation services, including museums, n.e.c.	14	2 611	703	151	78
7999 pt.	Concession operators of amusement devices and rides	—	—	—	—	—
7999 pt.	Carnivals, circuses, and fairs	—	—	—	—	—
7999 pt., 84	Other recreation and amusements, including museums	14	2 611	703	151	78

Table 5. Summary Statistics for Firms Subject to Federal Income Tax for Places With 350 Establishments or More: 1992 — Con.

[Includes only establishments with payroll. For meaning of abbreviations and symbols, see introductory text. For explanation of terms and comparability of 1987 and 1992 censuses, see appendix A. For information on geographic areas followed by ▲, see appendix F]

SIC code	Geographic area and kind of business or operation	Establishments (number)	Receipts (\$1,000)	Annual payroll (\$1,000)	First-quarter payroll (\$1,000)	Paid employees for pay period including March 12 (number)
PITTSBURGH—Con.						
80	Health services	1 058	933 293	476 641	97 986	10 672
801	Offices and clinics of doctors of medicine	602	625 493	370 927	73 569	4 813
8011 pt.	Offices of doctors of medicine	595	609 921	365 394	72 209	4 672
8011 pt.	General medical clinics	7	15 572	5 533	1 360	141
802	Offices and clinics of dentists	216	55 684	19 672	4 407	853
803	Offices and clinics of doctors of osteopathy	8	3 081	1 148	344	23
804	Offices and clinics of other health practitioners	124	31 173	10 483	2 360	500
8041	Offices and clinics of chiropractors	31	7 824	1 731	446	99
8042	Offices and clinics of optometrists	26	6 424	1 561	383	85
8043	Offices and clinics of podiatrists	21	4 516	1 756	412	77
8049	Offices and clinics of health practitioners, n.e.c.	46	12 409	5 435	1 119	239
805	Nursing and personal care facilities	21	41 203	18 381	4 467	1 127
8051	Skilled nursing care facilities	11	29 287	13 282	3 247	787
8052	Intermediate care facilities	—	—	—	—	—
8059	Nursing and personal care facilities, n.e.c.	10	11 916	5 099	1 220	340
806	Hospitals	—	—	—	—	—
8062	General medical and surgical hospitals	—	—	—	—	—
8063, 9	Specialty hospitals	—	—	—	—	—
807, 8, 9	Other health services	87	176 659	56 030	12 839	3 356
807	Medical and dental laboratories	46	111 474	32 720	7 872	1 464
8071	Medical laboratories	41	108 400	31 430	7 581	1 389
8072	Dental laboratories	5	3 074	1 290	291	75
808	Home health care services	16	34 181	11 694	2 879	1 532
809	Miscellaneous health and allied services, n.e.c.	25	31 004	11 616	2 088	360
8092	Kidney dialysis centers	3	(D)	(D)	(D)	BB
8093	Specialty outpatient facilities, n.e.c.	17	20 072	8 854	1 462	222
8099	Health and allied services, n.e.c.	5	(D)	(D)	(D)	BB
81	Legal services	540	760 068	328 578	67 592	7 113
823, 4, 9	Selected educational services	26	30 896	11 218	2 611	572
823	Libraries	—	—	—	—	—
824	Vocational schools	14	20 667	6 569	1 502	345
829	Schools and educational services, n.e.c.	12	10 229	4 649	1 109	227
83	Social services	65	36 563	18 143	4 549	1 045
835	Child day care services	36	7 079	3 552	801	388
832, 3, 6, 9	Other social services	29	29 484	14 591	3 748	657
87 ex. 8733	Engineering, accounting, research, management, and related services (except noncommercial research organizations)	531	1 140 887	403 318	98 803	10 758
871	Engineering, architectural, and surveying services	176	652 516	212 437	51 867	4 969
8711	Engineering services	110	580 588	181 951	44 946	4 151
8712	Architectural services	62	67 813	27 913	6 401	731
8713	Surveying services	4	4 115	2 573	520	87
872	Accounting, auditing, and bookkeeping services	142	237 973	93 463	22 706	2 824
873 ex. 8733	Research, development, and testing services (except noncommercial research organizations)	34	28 262	10 572	2 582	568
8731	Commercial physical and biological research	9	9 977	3 284	768	95
8732	Commercial economic, sociological, and educational research	18	12 273	4 729	1 162	368
8734	Testing laboratories	7	6 012	2 559	652	105
874	Management and public relations services	179	222 136	86 846	21 648	2 397
8741	Management services	55	147 044	53 605	14 136	1 580
8742	Management consulting services	71	47 263	21 641	4 790	412
8743	Public relations services	28	14 341	5 913	1 440	158
8744	Facilities support management services	—	—	—	—	—
8748	Business consulting services, n.e.c.	25	13 488	5 687	1 282	247
89	Services, n.e.c.	30	(D)	(D)	(D)	EE
RADNOR TOWNSHIP						
	Total	563	1 051 788	362 715	82 463	12 039
70 ex. 704	Hotels, rooming houses, camps, and other lodging places (except membership lodging)	7	(D)	(D)	(D)	EE
7011	Hotels and motels	7	(D)	(D)	(D)	EE
7011 pt.	Hotels	5	(D)	(D)	(D)	EE
7011 pt.	Motels, motor hotels, and tourist courts	2	(D)	(D)	(D)	AA
702, 3	Other lodging places	—	—	—	—	—

Table 5. Summary Statistics for Firms Subject to Federal Income Tax for Places With 350 Establishments or More: 1992 — Con.

[Includes only establishments with payroll. For meaning of abbreviations and symbols, see introductory text. For explanation of terms and comparability of 1987 and 1992 censuses, see appendix A. For information on geographic areas followed by ▲, see appendix F.]

SIC code	Geographic area and kind of business or operation	Establishments (number)	Receipts (\$1,000)	Annual payroll (\$1,000)	First-quarter payroll (\$1,000)	Paid employees for pay period including March 12 (number)
RADNOR TOWNSHIP — Con.						
72	Personal services -----	45	7 946	2 927	658	242
721	Laundry, cleaning, and garment services -----	13	2 200	684	146	53
7211	Power laundries, family and commercial* -----	—	—	—	—	—
7213	Linen supply* -----	—	—	—	—	—
7215	Coin-operated laundries and drycleaning -----	2	(D)	(D)	(D)	AA
7216	Drycleaning plants, except rug cleaning* -----	10	1 916	608	125	43
7217	Carpet and upholstery cleaning -----	—	—	—	—	—
7218	Industrial laundriers* -----	—	—	—	—	—
7212, 9	Other laundry, cleaning, and garment services* -----	1	(D)	(D)	(D)	AA
722	Photographic studios, portrait -----	2	(D)	(D)	(D)	AA
723, 4	Beauty and barber shops -----	25	3 994	1 735	410	150
723	Beauty shops -----	24	(D)	(D)	(D)	CC
724	Barber shops -----	1	(D)	(D)	(D)	AA
725	Shoe repair shops and shoeshine parlors -----	—	—	—	—	—
726	Funeral service and crematories -----	—	—	—	—	—
729	Miscellaneous personal services -----	5	(D)	(D)	(D)	BB
73	Business services -----	150	299 856	134 527	32 071	4 693
731	Advertising -----	12	9 714	3 006	675	68
732	Consumer credit reporting agencies, mercantile reporting agencies, and adjustment and collection agencies -----	3	(D)	(D)	(D)	AA
733	Mailing, reproduction, commercial art and photography, and stenographic services -----	13	5 866	1 913	487	146
734	Services to dwellings and other buildings -----	14	15 844	4 090	1 001	355
735	Miscellaneous equipment rental and leasing -----	5	1 673	422	95	15
736	Personnel supply services -----	29	111 256	66 084	16 333	2 554
737	Computer programming, data processing, and other computer related services -----	50	131 189	51 077	11 514	1 169
7371, 2, 3	Computer programming, prepackaged software, and integrated systems -----	32	79 743	36 760	8 029	717
7374, 5, 6	Data processing services -----	9	14 765	3 458	824	104
7377, 8, 9	Computer rental and leasing, maintenance, and related services, n.e.c. -----	9	36 681	10 859	2 661	348
738	Miscellaneous business services -----	24	(D)	(D)	(D)	EE
75	Automotive repair, services, and parking -----	28	61 491	12 525	2 459	523
751	Automotive rental and leasing, without drivers -----	3	(D)	(D)	(D)	EE
752	Automobile parking -----	1	(D)	(D)	(D)	AA
753	Automotive repair shops -----	13	(D)	(D)	(D)	BB
7532	Top, body, and upholstery repair shops and paint shops -----	4	(D)	(D)	(D)	BB
7538	General automotive repair shops -----	9	(D)	(D)	(D)	BB
7533, 4, 6, 7, 9	Other automotive repair shops -----	—	—	—	—	—
754	Automotive services, except repair -----	11	12 195	2 485	487	206
76	Miscellaneous repair services -----	9	4 247	1 613	390	48
762	Electrical repair shops -----	3	1 891	892	229	24
7622	Radio and television repair shops -----	—	—	—	—	—
7623, 9	Other electrical and electronic repair shops -----	3	1 891	892	229	24
763	Watch, clock, and jewelry repair -----	1	(D)	(D)	(D)	AA
764	Reupholstery and furniture repair -----	—	—	—	—	—
769	Miscellaneous repair and related services -----	5	(D)	(D)	(D)	BB
78, 79, 84	Amusement and recreation services, including motion pictures and museums -----	18	10 081	3 350	496	152
781, 2	Motion picture production, distribution, and services -----	5	1 549	515	96	16
783	Motion picture theaters -----	2	(D)	(D)	(D)	BB
784	Video tape rental -----	2	(D)	(D)	(D)	AA
792	Theatrical producers (except motion picture), bands, orchestras, and entertainers -----	2	(D)	(D)	(D)	AA
793	Bowling centers -----	—	—	—	—	—
79 ex. 792, 3, 84	Commercial sports and other amusement and recreation services, including museums -----	7	5 304	1 821	299	75
80	Health services -----	113	67 791	28 401	6 084	920
801	Offices and clinics of doctors of medicine -----	43	27 794	12 562	2 566	249
802	Offices and clinics of dentists -----	35	11 829	3 713	882	180
803	Offices and clinics of doctors of osteopathy -----	4	1 869	694	113	9
804	Offices and clinics of other health practitioners -----	17	3 518	973	163	33
805	Nursing and personal care facilities -----	2	(D)	(D)	(D)	CC
806	Hospitals -----	—	—	—	—	—
807, 8, 9	Other health services -----	12	(D)	(D)	(D)	EE
81	Legal services -----	29	16 620	5 092	1 104	142
823, 4, 9	Selected educational services -----	13	1 915	628	109	39
83	Social services -----	10	6 901	4 168	879	144
835	Child day care services -----	6	1 144	569	129	41
832, 3, 6, 9	Other social services -----	4	5 757	3 599	750	103

Table 5. Summary Statistics for Firms Subject to Federal Income Tax for Places With 350 Establishments or More: 1992 — Con.

[Includes only establishments with payroll. For meaning of abbreviations and symbols, see introductory text. For explanation of terms and comparability of 1987 and 1992 censuses, see appendix A. For information on geographic areas followed by ▲, see appendix F]

SIC code	Geographic area and kind of business or operation	Establishments (number)	Receipts (\$1,000)	Annual payroll (\$1,000)	First-quarter payroll (\$1,000)	Paid employees for pay period including March 12 (number)
	RADNOR TOWNSHIP — Con.					
87 ex. 8733	Engineering, accounting, research, management, and related services (except noncommercial research organizations) -----	126	546 468	157 413	36 003	4 758
871	Engineering, architectural, and surveying services -----	23	(D)	(D)	(D)	GG
872	Accounting, auditing, and bookkeeping services -----	28	22 484	11 343	2 409	255
873 ex. 8733	Research, development, and testing services (except noncommercial research organizations) -----	6	(D)	(D)	(D)	CC
874	Management and public relations services -----	69	415 442	89 985	22 374	2 954
89	Services, n.e.c. -----	15	(D)	(D)	(D)	BB
	READING					
	Total -----	509	270 974	110 208	22 549	4 330
70 ex. 704	Hotels, rooming houses, camps, and other lodging places (except membership lodging) -----	3	1 132	480	115	38
7011	Hotels and motels -----	2	(D)	(D)	(D)	AA
7011 pt. 7011 pt.	Hotels -----	—	—	—	—	—
	Motels, motor hotels, and tourist courts -----	2	(D)	(D)	(D)	AA
702, 3	Other lodging places -----	1	(D)	(D)	(D)	BB
72	Personal services -----	57	24 673	8 520	2 119	662
721	Laundry, cleaning, and garment services -----	11	13 255	4 889	1 151	264
7211	Power laundries, family and commercial* -----	—	—	—	—	—
7213	Linen supply* -----	—	—	—	—	—
7215	Coin-operated laundries and drycleaning -----	3	(D)	(D)	(D)	AA
7216	Drycleaning plants, except rug cleaning* -----	4	(D)	(D)	(D)	BB
7217	Carpet and upholstery cleaning -----	—	—	—	—	—
7218	Industrial laundries* -----	2	(D)	(D)	(D)	CC
7212, 9	Other laundry, cleaning, and garment services* -----	2	(D)	(D)	(D)	AA
722	Photographic studios, portrait -----	1	(D)	(D)	(D)	AA
723, 4	Beauty and barber shops -----	32	4 160	1 725	406	175
723	Beauty shops -----	32	4 160	1 725	406	175
724	Barber shops -----	—	—	—	—	—
725	Shoe repair shops and shoeshine parlors -----	1	(D)	(D)	(D)	AA
726	Funeral service and crematories -----	9	5 962	1 293	294	52
729	Miscellaneous personal services -----	3	(D)	(D)	(D)	CC
73	Business services -----	81	34 776	12 726	3 226	1 046
731	Advertising -----	5	1 637	878	218	47
732	Consumer credit reporting agencies, mercantile reporting agencies, and adjustment and collection agencies -----	1	(D)	(D)	(D)	BB
733	Mailing, reproduction, commercial art and photography, and stenographic services -----	9	2 252	612	131	32
734	Services to dwellings and other buildings -----	26	5 064	2 326	562	360
735	Miscellaneous equipment rental and leasing -----	8	7 078	1 614	357	59
736	Personnel supply services -----	7	5 049	3 115	663	300
737	Computer programming, data processing, and other computer related services -----	11	4 286	1 623	625	62
7371, 2, 3	Computer programming, prepackaged software, and integrated systems -----	8	3 742	1 488	590	55
7374, 5, 6	Data processing services -----	1	(D)	(D)	(D)	AA
7377, 8, 9	Computer rental and leasing, maintenance, and related services, n.e.c. -----	2	(D)	(D)	(D)	AA
738	Miscellaneous business services -----	14	(D)	(D)	(D)	CC
75	Automotive repair, services, and parking -----	57	22 417	6 296	1 493	329
751	Automotive rental and leasing, without drivers -----	8	7 246	1 917	448	93
752	Automobile parking -----	2	(D)	(D)	(D)	AA
753	Automotive repair shops -----	43	13 700	3 924	929	195
7532	Top, body, and upholstery repair shops and paint shops -----	9	1 684	419	104	28
7538	General automotive repair shops -----	22	5 973	1 631	400	81
7533, 4, 6, 7, 9	Other automotive repair shops -----	12	6 043	1 874	425	86
754	Automotive services, except repair -----	4	(D)	(D)	(D)	BB
76	Miscellaneous repair services -----	19	12 497	3 520	852	148
762	Electrical repair shops -----	6	2 826	844	192	37
7622	Radio and television repair shops -----	3	(D)	(D)	(D)	AA
7623, 9	Other electrical and electronic repair shops -----	3	(D)	(D)	(D)	AA
763	Watch, clock, and jewelry repair -----	1	(D)	(D)	(D)	AA
764	Reupholstery and furniture repair -----	3	237	52	11	6
769	Miscellaneous repair and related services -----	9	(D)	(D)	(D)	BB
78, 79, 84	Amusement and recreation services, including motion pictures and museums -----	32	24 113	5 643	1 021	231
781, 2	Motion picture production, distribution, and services -----	1	(D)	(D)	(D)	AA
783	Motion picture theaters -----	2	(D)	(D)	(D)	BB
784	Video tape rental -----	6	1 119	263	46	26
792	Theatrical producers (except motion picture), bands, orchestras, and entertainers -----	—	—	—	—	—
793	Bowling centers -----	1	(D)	(D)	(D)	BB
79 ex. 792, 3, 84	Commercial sports and other amusement and recreation services, including museums -----	22	19 102	4 855	846	149

Table 5. Summary Statistics for Firms Subject to Federal Income Tax for Places With 350 Establishments or More: 1992 — Con.

[Includes only establishments with payroll. For meaning of abbreviations and symbols, see introductory text. For explanation of terms and comparability of 1987 and 1992 censuses, see appendix A. For information on geographic areas followed by ▲, see appendix F]

SIC code	Geographic area and kind of business or operation	Establishments (number)	Receipts (\$1,000)	Annual payroll (\$1,000)	First-quarter payroll (\$1,000)	Paid employees for pay period including March 12 (number)
READING—Con.						
80	Health services -----	136	71 044	35 315	6 856	864
801	Offices and clinics of doctors of medicine -----	77	48 821	27 654	5 070	450
802	Offices and clinics of dentists -----	24	6 687	2 199	558	127
803	Offices and clinics of doctors of osteopathy -----	5	1 393	503	126	26
804	Offices and clinics of other health practitioners -----	18	3 623	1 079	242	57
805	Nursing and personal care facilities -----	2	(D)	(D)	(D)	BB
806	Hospitals -----	—	—	—	—	—
807, 8, 9	Other health services -----	10	(D)	(D)	(D)	CC
81	Legal services -----	64	47 743	23 478	3 664	486
823, 4, 9	Selected educational services -----	3	(D)	(D)	(D)	BB
83	Social services -----	8	1 984	1 002	191	93
835	Child day care services -----	4	(D)	(D)	(D)	BB
832, 3, 6, 9	Other social services -----	4	(D)	(D)	(D)	BB
87 ex. 8733	Engineering, accounting, research, management, and related services (except noncommercial research organizations) -----	47	29 101	12 770	2 894	405
871	Engineering, architectural, and surveying services -----	16	8 313	4 468	1 034	146
872	Accounting, auditing, and bookkeeping services -----	16	7 990	4 460	1 021	142
873 ex. 8733	Research, development, and testing services (except noncommercial research organizations) -----	3	(D)	(D)	(D)	BB
874	Management and public relations services -----	12	(D)	(D)	(D)	BB
89	Services, n.e.c. -----	2	(D)	(D)	(D)	AA
ROSS TOWNSHIP						
	Total -----	441	208 051	74 207	17 951	4 243
70 ex. 704	Hotels, rooming houses, camps, and other lodging places (except membership lodging) -----	1	(D)	(D)	(D)	BB
7011	Hotels and motels -----	1	(D)	(D)	(D)	BB
7011 pt. 7011 pt.	Hotels -----	1	(D)	(D)	(D)	BB
	Motels, motor hotels, and tourist courts -----	—	—	—	—	—
702, 3	Other lodging places -----	—	—	—	—	—
72	Personal services -----	70	16 520	5 703	1 494	656
721	Laundry, cleaning, and garment services -----	13	2 298	646	145	80
7211	Power laundries, family and commercial* -----	—	—	—	—	—
7213	Linen supply* -----	—	—	—	—	—
7215	Coin-operated laundries and drycleaning -----	1	(D)	(D)	(D)	AA
7216	Drycleaning plants, except rug cleaning* -----	7	1 671	503	112	62
7217	Carpet and upholstery cleaning -----	1	(D)	(D)	(D)	AA
7218	Industrial launderers* -----	—	—	—	—	—
7212, 9	Other laundry, cleaning, and garment services* -----	4	(D)	(D)	(D)	AA
722	Photographic studios, portrait -----	5	929	202	56	26
723, 4	Beauty and barber shops -----	38	7 166	3 113	727	271
723	Beauty shops -----	36	(D)	(D)	(D)	EE
724	Barber shops -----	2	(D)	(D)	(D)	AA
725	Shoe repair shops and shoeshine parlors -----	1	(D)	(D)	(D)	AA
726	Funeral service and crematories -----	4	2 537	415	91	25
729	Miscellaneous personal services -----	9	(D)	(D)	(D)	EE
73	Business services -----	81	62 039	22 874	6 180	1 269
731	Advertising -----	3	(D)	(D)	(D)	AA
732	Consumer credit reporting agencies, mercantile reporting agencies, and adjustment and collection agencies -----	—	—	—	—	—
733	Mailing, reproduction, commercial art and photography, and stenographic services -----	6	1 214	338	68	31
734	Services to dwellings and other buildings -----	10	1 600	743	170	125
735	Miscellaneous equipment rental and leasing -----	7	17 886	3 224	857	101
736	Personnel supply services -----	10	11 439	9 317	2 773	677
737	Computer programming, data processing, and other computer related services -----	23	14 527	4 979	1 205	148
7371, 2, 3	Computer programming, prepackaged software, and integrated systems -----	14	11 095	3 948	987	114
7374, 5, 6	Data processing services -----	5	2 641	774	149	26
7377, 8, 9	Computer rental and leasing, maintenance, and related services, n.e.c. -----	4	791	257	69	8
738	Miscellaneous business services -----	22	(D)	(D)	(D)	CC
75	Automotive repair, services, and parking -----	38	11 851	2 682	613	149
751	Automotive rental and leasing, without drivers -----	2	(D)	(D)	(D)	AA
752	Automobile parking -----	1	(D)	(D)	(D)	AA
753	Automotive repair shops -----	30	9 488	2 127	495	113
7532	Top, body, and upholstery repair shops and paint shops -----	6	1 424	374	84	20
7538	General automotive repair shops -----	14	4 726	1 069	250	57
7533, 4, 6, 7, 9	Other automotive repair shops -----	10	3 338	684	161	36
754	Automotive services, except repair -----	5	1 279	399	84	26

Table 5. Summary Statistics for Firms Subject to Federal Income Tax for Places With 350 Establishments or More: 1992 — Con.

[Includes only establishments with payroll. For meaning of abbreviations and symbols, see introductory text. For explanation of terms and comparability of 1987 and 1992 censuses, see appendix A. For information on geographic areas followed by ▲, see appendix F]

SIC code	Geographic area and kind of business or operation	Establishments (number)	Receipts (\$1,000)	Annual payroll (\$1,000)	First-quarter payroll (\$1,000)	Paid employees for pay period including March 12 (number)
ROSS TOWNSHIP—Con.						
76	Miscellaneous repair services -----	11	4 387	1 119	256	53
762	Electrical repair shops -----	6	3 946	999	228	36
7622	Radio and television repair shops -----	1	(D)	(D)	(D)	AA
7623, 9	Other electrical and electronic repair shops -----	5	(D)	(D)	(D)	BB
763	Watch, clock, and jewelry repair -----	—	—	—	—	—
764	Reupholstery and furniture repair -----	1	(D)	(D)	(D)	AA
769	Miscellaneous repair and related services -----	4	(D)	(D)	(D)	AA
78, 79, 84	Amusement and recreation services, including motion pictures and museums -----	20	11 409	1 952	459	261
781, 2	Motion picture production, distribution, and services -----	1	(D)	(D)	(D)	AA
783	Motion picture theaters -----	2	(D)	(D)	(D)	BB
784	Video tape rental -----	3	(D)	(D)	(D)	BB
792	Theatrical producers (except motion picture), bands, orchestras, and entertainers -----	2	(D)	(D)	(D)	AA
793	Bowling centers -----	2	(D)	(D)	(D)	BB
79 ex. 792, 3, 84	Commercial sports and other amusement and recreation services, including museums -----	10	3 300	757	169	104
80	Health services -----	109	62 912	25 665	5 755	1 083
801	Offices and clinics of doctors of medicine -----	39	24 219	8 863	1 662	187
802	Offices and clinics of dentists -----	29	5 885	1 841	405	119
803	Offices and clinics of doctors of osteopathy -----	1	(D)	(D)	(D)	AA
804	Offices and clinics of other health practitioners -----	26	5 672	1 357	320	88
805	Nursing and personal care facilities -----	1	(D)	(D)	(D)	AA
806	Hospitals -----	—	—	—	—	—
807, 8, 9	Other health services -----	13	(D)	(D)	(D)	FF
81	Legal services -----	16	4 777	1 128	271	59
823, 4, 9	Selected educational services -----	5	1 691	759	173	100
83	Social services -----	13	2 879	1 233	239	97
835	Child day care services -----	7	967	489	99	60
832, 3, 6, 9	Other social services -----	6	1 912	744	140	37
87 ex. 8733	Engineering, accounting, research, management, and related services (except noncommercial research organizations) -----	71	25 320	9 724	2 199	423
871	Engineering, architectural, and surveying services -----	21	8 268	2 969	597	93
872	Accounting, auditing, and bookkeeping services -----	22	6 567	2 439	578	95
873 ex. 8733	Research, development, and testing services (except noncommercial research organizations) -----	8	4 492	1 506	379	119
874	Management and public relations services -----	20	5 993	2 810	645	116
89	Services, n.e.c. -----	6	(D)	(D)	(D)	AA
SCRANTON						
	Total -----	685	421 827	161 052	33 860	6 572
70 ex. 704	Hotels, rooming houses, camps, and other lodging places (except membership lodging) -----	7	(D)	(D)	(D)	CC
7011	Hotels and motels -----	6	(D)	(D)	(D)	CC
7011 pt. 7011 pt.	Hotels -----	3	(D)	(D)	(D)	BB
	Motels, motor hotels, and tourist courts -----	3	(D)	(D)	(D)	CC
702, 3	Other lodging places -----	1	(D)	(D)	(D)	AA
72	Personal services -----	80	26 620	8 157	1 975	557
721	Laundry, cleaning, and garment services -----	14	16 815	5 079	1 211	295
7211	Power laundries, family and commercial* -----	1	(D)	(D)	(D)	AA
7213	Linen supply* -----	1	(D)	(D)	(D)	CC
7215	Coin-operated laundries and drycleaning -----	1	(D)	(D)	(D)	AA
7216	Drycleaning plants, except rug cleaning* -----	4	(D)	(D)	(D)	AA
7217	Carpet and upholstery cleaning -----	3	505	141	24	16
7218	Industrial laundriers* -----	2	(D)	(D)	(D)	CC
7212, 9	Other laundry, cleaning, and garment services* -----	2	(D)	(D)	(D)	AA
722	Photographic studios, portrait -----	6	1 334	245	71	23
723, 4	Beauty and barber shops -----	44	4 462	1 600	392	178
723	Beauty shops -----	42	(D)	(D)	(D)	CC
724	Barber shops -----	2	(D)	(D)	(D)	AA
725	Shoe repair shops and shoeshine parlors -----	—	—	—	—	—
726	Funeral service and crematories -----	7	1 930	349	79	21
729	Miscellaneous personal services -----	9	2 079	884	222	40

Table 5. Summary Statistics for Firms Subject to Federal Income Tax for Places With 350 Establishments or More: 1992 — Con.

[Includes only establishments with payroll. For meaning of abbreviations and symbols, see introductory text. For explanation of terms and comparability of 1987 and 1992 censuses, see appendix A. For information on geographic areas followed by ▲, see appendix F]

SIC code	Geographic area and kind of business or operation	Establishments (number)	Receipts (\$1,000)	Annual payroll (\$1,000)	First-quarter payroll (\$1,000)	Paid employees for pay period including March 12 (number)
SCRANTON—Con.						
73	Business services	68	36 079	13 380	3 299	1 124
731	Advertising	9	8 770	2 359	605	96
732	Consumer credit reporting agencies, mercantile reporting agencies, and adjustment and collection agencies	4	1 575	546	129	36
733	Mailing, reproduction, commercial art and photography, and stenographic services	3	526	225	48	25
734	Services to dwellings and other buildings	12	3 749	1 799	414	147
735	Miscellaneous equipment rental and leasing	8	3 936	876	149	83
736	Personnel supply services	15	7 357	4 397	1 160	495
737	Computer programming, data processing, and other computer related services	5	2 719	631	212	44
7371, 2, 3	Computer programming, prepackaged software, and integrated systems	2	(D)	(D)	(D)	AA
7374, 5, 6	Data processing services	3	(D)	(D)	(D)	BB
7377, 8, 9	Computer rental and leasing, maintenance, and related services, n.e.c.	—	—	—	—	—
738	Miscellaneous business services	12	7 447	2 547	582	198
75	Automotive repair, services, and parking	69	20 329	4 224	957	265
751	Automotive rental and leasing, without drivers	2	(D)	(D)	(D)	AA
752	Automobile parking	5	(D)	(D)	(D)	BB
753	Automotive repair shops	53	15 716	3 124	705	173
7532	Top, body, and upholstery repair shops and paint shops	19	3 494	813	179	50
7538	General automotive repair shops	21	4 131	821	203	42
7533, 4, 6, 7, 9	Other automotive repair shops	13	8 091	1 490	323	81
754	Automotive services, except repair	9	1 846	608	150	47
76	Miscellaneous repair services	11	(D)	(D)	(D)	BB
762	Electrical repair shops	2	(D)	(D)	(D)	BB
7622	Radio and television repair shops	—	—	—	—	—
7623, 9	Other electrical and electronic repair shops	2	(D)	(D)	(D)	BB
763	Watch, clock, and jewelry repair	—	—	—	—	—
764	Reupholstery and furniture repair	1	(D)	(D)	(D)	AA
769	Miscellaneous repair and related services	8	(D)	(D)	(D)	BB
78, 79, 84	Amusement and recreation services, including motion pictures and museums	37	14 204	2 405	565	296
781, 2	Motion picture production, distribution, and services	1	(D)	(D)	(D)	AA
783	Motion picture theaters	2	(D)	(D)	(D)	BB
784	Video tape rental	13	4 485	587	148	91
792	Theatrical producers (except motion picture), bands, orchestras, and entertainers	1	(D)	(D)	(D)	AA
793	Bowling centers	3	(D)	(D)	(D)	BB
79 ex. 792, 3; 84	Commercial sports and other amusement and recreation services, including museums	17	3 102	528	111	49
80	Health services	241	176 274	83 532	16 785	2 139
801	Offices and clinics of doctors of medicine	126	102 166	58 018	11 046	867
802	Offices and clinics of dentists	50	17 679	5 680	1 162	281
803	Offices and clinics of doctors of osteopathy	1	(D)	(D)	(D)	AA
804	Offices and clinics of other health practitioners	28	12 211	4 667	1 124	124
805	Nursing and personal care facilities	10	16 340	7 831	1 798	484
806	Hospitals	—	—	—	—	—
807, 8, 9	Other health services	26	(D)	(D)	(D)	EE
81	Legal services	97	50 236	21 594	3 633	558
823, 4, 9	Selected educational services	4	(D)	(D)	(D)	EE
83	Social services	20	(D)	(D)	(D)	EE
835	Child day care services	11	(D)	(D)	(D)	CC
832, 3, 6, 9	Other social services	9	8 542	4 390	980	330
87 ex. 8733	Engineering, accounting, research, management, and related services (except noncommercial research organizations)	48	25 500	11 238	2 634	405
871	Engineering, architectural, and surveying services	14	10 127	4 290	1 004	147
872	Accounting, auditing, and bookkeeping services	21	10 725	5 088	1 203	170
873 ex. 8733	Research, development, and testing services (except noncommercial research organizations)	1	(D)	(D)	(D)	AA
874	Management and public relations services	12	(D)	(D)	(D)	BB
89	Services, n.e.c.	3	(D)	(D)	(D)	AA

Table 5. Summary Statistics for Firms Subject to Federal Income Tax for Places With 350 Establishments or More: 1992 — Con.

[Includes only establishments with payroll. For meaning of abbreviations and symbols, see introductory text. For explanation of terms and comparability of 1987 and 1992 censuses, see appendix A. For information on geographic areas followed by ▲, see appendix F]

SIC code	Geographic area and kind of business or operation	Establishments (number)	Receipts (\$1,000)	Annual payroll (\$1,000)	First-quarter payroll (\$1,000)	Paid employees for pay period including March 12 (number)
STATE COLLEGE						
	Total	368	243 037	86 110	18 460	4 211
70 ex. 704	Hotels, rooming houses, camps, and other lodging places (except membership lodging)	8	12 961	4 165	842	362
7011	Hotels and motels	6	(D)	(D)	(D)	EE
7011 pt.	Hotels	3	9 194	3 323	644	265
7011 pt.	Motels, motor hotels, and tourist courts	3	(D)	(D)	(D)	BB
702, 3	Other lodging places	2	(D)	(D)	(D)	AA
72	Personal services	53	14 260	4 847	1 129	375
721	Laundry, cleaning, and garment services	8	(D)	(D)	(D)	CC
7211	Power laundries, family and commercial*	—	—	—	—	—
7213	Linen supply*	—	—	—	—	—
7215	Coin-operated laundries and drycleaning	1	(D)	(D)	(D)	AA
7216	Drycleaning plants, except rug cleaning*	2	(D)	(D)	(D)	BB
7217	Carpet and upholstery cleaning	2	(D)	(D)	(D)	AA
7218	Industrial laundriers*	1	(D)	(D)	(D)	BB
7212, 9	Other laundry, cleaning, and garment services*	2	(D)	(D)	(D)	AA
722	Photographic studios, portrait	4	(D)	(D)	(D)	AA
723, 4	Beauty and barber shops	33	4 728	2 109	496	189
723	Beauty shops	30	(D)	(D)	(D)	CC
724	Barber shops	3	(D)	(D)	(D)	AA
725	Shoe repair shops and shoeshine parlors	1	(D)	(D)	(D)	AA
726	Funeral service and crematories	1	(D)	(D)	(D)	AA
729	Miscellaneous personal services	6	(D)	(D)	(D)	BB
73	Business services	62	33 206	11 301	2 667	790
731	Advertising	5	(D)	(D)	(D)	BB
732	Consumer credit reporting agencies, mercantile reporting agencies, and adjustment and collection agencies	1	(D)	(D)	(D)	AA
733	Mailing, reproduction, commercial art and photography, and stenographic services	7	(D)	(D)	(D)	BB
734	Services to dwellings and other buildings	8	1 920	816	188	84
735	Miscellaneous equipment rental and leasing	5	(D)	(D)	(D)	BB
736	Personnel supply services	9	5 350	2 511	577	252
737	Computer programming, data processing, and other computer related services	13	10 571	3 035	615	94
7371, 2, 3	Computer programming, prepackaged software, and integrated systems	8	(D)	(D)	(D)	BB
7374, 5, 6	Data processing services	—	—	—	—	—
7377, 8, 9	Computer rental and leasing, maintenance, and related services, n.e.c.	5	(D)	(D)	(D)	BB
738	Miscellaneous business services	14	(D)	(D)	(D)	CC
75	Automotive repair, services, and parking	14	4 837	1 137	267	89
751	Automotive rental and leasing, without drivers	3	(D)	(D)	(D)	AA
752	Automobile parking	1	(D)	(D)	(D)	AA
753	Automotive repair shops	8	(D)	(D)	(D)	BB
7532	Top, body, and upholstery repair shops and paint shops	1	(D)	(D)	(D)	AA
7538	General automotive repair shops	5	1 852	513	125	34
7533, 4, 6, 7, 9	Other automotive repair shops	2	(D)	(D)	(D)	AA
754	Automotive services, except repair	2	(D)	(D)	(D)	AA
76	Miscellaneous repair services	8	4 487	1 222	261	64
762	Electrical repair shops	4	(D)	(D)	(D)	BB
7622	Radio and television repair shops	1	(D)	(D)	(D)	AA
7623, 9	Other electrical and electronic repair shops	3	1 104	547	117	26
763	Watch, clock, and jewelry repair	—	—	—	—	—
764	Reupholstery and furniture repair	—	—	—	—	—
769	Miscellaneous repair and related services	4	(D)	(D)	(D)	BB
78, 79, 84	Amusement and recreation services, including motion pictures and museums	30	10 885	2 674	622	375
781, 2	Motion picture production, distribution, and services	2	(D)	(D)	(D)	AA
783	Motion picture theaters	4	(D)	(D)	(D)	BB
784	Video tape rental	5	941	265	69	37
792	Theatrical producers (except motion picture), bands, orchestras, and entertainers	—	—	—	—	—
793	Bowling centers	2	(D)	(D)	(D)	CC
79 ex. 792, 3, 84	Commercial sports and other amusement and recreation services, including museums	17	4 593	1 365	285	117
80	Health services	102	75 453	29 847	5 464	856
801	Offices and clinics of doctors of medicine	38	42 920	17 742	3 059	315
802	Offices and clinics of dentists	27	13 141	5 336	1 177	198
803	Offices and clinics of doctors of osteopathy	—	—	—	—	—
804	Offices and clinics of other health practitioners	20	4 883	959	235	80
805	Nursing and personal care facilities	1	(D)	(D)	(D)	BB
806	Hospitals	—	—	—	—	—
807, 8, 9	Other health services	16	(D)	(D)	(D)	CC
81	Legal services	17	9 725	4 764	672	120
823, 4, 9	Selected educational services	2	(D)	(D)	(D)	BB

Table 5. Summary Statistics for Firms Subject to Federal Income Tax for Places With 350 Establishments or More: 1992 — Con.

[Includes only establishments with payroll. For meaning of abbreviations and symbols, see introductory text. For explanation of terms and comparability of 1987 and 1992 censuses, see appendix A. For information on geographic areas followed by ▲, see appendix F.]

SIC code	Geographic area and kind of business or operation	Establishments (number)	Receipts (\$1,000)	Annual payroll (\$1,000)	First-quarter payroll (\$1,000)	Paid employees for pay period including March 12 (number)
STATE COLLEGE—Con.						
83	Social services	9	(D)	(D)	(D)	CC
835	Child day care services	6	1 668	756	189	97
832, 3, 6, 9	Other social services	3	(D)	(D)	(D)	BB
87 ex. 8733	Engineering, accounting, research, management, and related services (except noncommercial research organizations)	60	61 583	18 321	4 516	666
871	Engineering, architectural, and surveying services	22	14 316	6 577	1 669	216
872	Accounting, auditing, and bookkeeping services	12	(D)	(D)	(D)	BB
873 ex. 8733	Research, development, and testing services (except noncommercial research organizations)	6	(D)	(D)	(D)	BB
874	Management and public relations services	20	39 693	9 166	2 112	330
89	Services, n.e.c.	3	(D)	(D)	(D)	EE
TREDYFFRIN TOWNSHIP						
	Total	367	423 495	156 590	37 357	5 007
70 ex. 704	Hotels, rooming houses, camps, and other lodging places (except membership lodging)	1	(D)	(D)	(D)	AA
7011	Hotels and motels	1	(D)	(D)	(D)	AA
7011 pt.	Hotels	1	(D)	(D)	(D)	AA
7011 pt.	Motels, motor hotels, and tourist courts	—	—	—	—	—
702, 3	Other lodging places	—	—	—	—	—
72	Personal services	23	6 547	2 331	565	165
721	Laundry, cleaning, and garment services	1	(D)	(D)	(D)	AA
7211	Power laundries, family and commercial*	—	—	—	—	—
7213	Linen supply*	—	—	—	—	—
7215	Coin-operated laundries and drycleaning	—	—	—	—	—
7216	Drycleaning plants, except rug cleaning*	1	(D)	(D)	(D)	AA
7217	Carpet and upholstery cleaning	—	—	—	—	—
7218	Industrial laundriers*	—	—	—	—	—
7212, 9	Other laundry, cleaning, and garment services*	—	—	—	—	—
722	Photographic studios, portrait	2	(D)	(D)	(D)	AA
723, 4	Beauty and barber shops	16	4 032	1 990	482	141
723	Beauty shops	15	(D)	(D)	(D)	CC
724	Barber shops	1	(D)	(D)	(D)	AA
725	Shoe repair shops and shoeshine parlors	—	—	—	—	—
726	Funeral service and crematories	1	(D)	(D)	(D)	AA
729	Miscellaneous personal services	3	(D)	(D)	(D)	AA
73	Business services	79	215 635	64 164	16 460	2 131
731	Advertising	8	14 827	3 744	695	92
732	Consumer credit reporting agencies, mercantile reporting agencies, and adjustment and collection agencies	3	(D)	(D)	(D)	BB
733	Mailing, reproduction, commercial art and photography, and stenographic services	4	3 936	739	255	33
734	Services to dwellings and other buildings	8	1 719	861	221	109
735	Miscellaneous equipment rental and leasing	—	—	—	—	—
736	Personnel supply services	11	7 731	5 452	1 329	328
737	Computer programming, data processing, and other computer related services	29	132 421	35 326	9 794	844
7371, 2, 3	Computer programming, prepackaged software, and integrated systems	18	(D)	(D)	(D)	CC
7374, 5, 6	Data processing services	5	(D)	(D)	(D)	EE
7377, 8, 9	Computer rental and leasing, maintenance, and related services, n.e.c.	6	(D)	(D)	(D)	EE
738	Miscellaneous business services	16	(D)	(D)	(D)	FF
75	Automotive repair, services, and parking	17	8 580	1 818	514	109
751	Automotive rental and leasing, without drivers	2	(D)	(D)	(D)	AA
752	Automobile parking	—	—	—	—	—
753	Automotive repair shops	13	4 912	1 468	383	83
7532	Top, body, and upholstery repair shops and paint shops	4	2 570	859	237	60
7538	General automotive repair shops	9	2 342	609	146	23
7533, 4, 6, 7, 9	Other automotive repair shops	—	—	—	—	—
754	Automotive services, except repair	2	(D)	(D)	(D)	BB
76	Miscellaneous repair services	7	853	297	69	18
762	Electrical repair shops	4	365	77	22	8
7622	Radio and television repair shops	1	(D)	(D)	(D)	AA
7623, 9	Other electrical and electronic repair shops	3	(D)	(D)	(D)	AA
763	Watch, clock, and jewelry repair	1	(D)	(D)	(D)	AA
764	Reupholstery and furniture repair	1	(D)	(D)	(D)	AA
769	Miscellaneous repair and related services	1	(D)	(D)	(D)	AA

Table 5. Summary Statistics for Firms Subject to Federal Income Tax for Places With 350 Establishments or More: 1992 — Con.

[Includes only establishments with payroll. For meaning of abbreviations and symbols, see introductory text. For explanation of terms and comparability of 1987 and 1992 censuses, see appendix A. For information on geographic areas followed by ▲, see appendix F]

SIC code	Geographic area and kind of business or operation	Establishments (number)	Receipts (\$1,000)	Annual payroll (\$1,000)	First-quarter payroll (\$1,000)	Paid employees for pay period including March 12 (number)
TREDYFFRIN TOWNSHIP — Con.						
78, 79, 84	Amusement and recreation services, including motion pictures and museums	13	4 752	769	185	81
781, 2	Motion picture production, distribution, and services	4	(D)	(D)	(D)	AA
783	Motion picture theaters	—	—	—	—	—
784	Video tape rental	2	(D)	(D)	(D)	AA
792	Theatrical producers (except motion picture), bands, orchestras, and entertainers	—	—	—	—	—
793	Bowling centers	—	—	—	—	—
79 ex. 792, 3; 84	Commercial sports and other amusement and recreation services, including museums	7	3 355	502	120	68
80	Health services	84	51 071	22 741	4 508	551
801	Offices and clinics of doctors of medicine	40	31 609	14 515	2 732	254
802	Offices and clinics of dentists	23	9 222	3 868	773	110
803	Offices and clinics of doctors of osteopathy	—	—	—	—	—
804	Offices and clinics of other health practitioners	13	3 493	1 448	373	53
805	Nursing and personal care facilities	1	(D)	(D)	(D)	AA
806	Hospitals	—	—	—	—	—
807, 8, 9	Other health services	7	(D)	(D)	(D)	CC
81	Legal services	38	26 316	10 260	2 275	226
823, 4, 9	Selected educational services	3	490	40	9	4
83	Social services	10	6 121	3 566	795	271
835	Child day care services	4	1 971	1 007	249	101
832, 3, 6, 9	Other social services	6	4 150	2 559	546	170
87 ex. 8733	Engineering, accounting, research, management, and related services (except noncommercial research organizations)	86	95 824	47 813	11 437	1 392
871	Engineering, architectural, and surveying services	24	30 919	16 290	3 779	345
872	Accounting, auditing, and bookkeeping services	20	10 297	3 871	949	115
873 ex. 8733	Research, development, and testing services (except noncommercial research organizations)	4	6 769	2 502	590	56
874	Management and public relations services	38	47 839	25 150	6 119	876
89	Services, n.e.c.	6	(D)	(D)	(D)	BB
UPPER DARBY TOWNSHIP						
	Total	533	185 849	75 425	16 469	3 376
70 ex. 704	Hotels, rooming houses, camps, and other lodging places (except membership lodging)	1	(D)	(D)	(D)	AA
7011	Hotels and motels	1	(D)	(D)	(D)	AA
7011 pt.	Hotels	1	(D)	(D)	(D)	AA
7011 pt.	Motels, motor hotels, and tourist courts	—	—	—	—	—
702, 3	Other lodging places	—	—	—	—	—
72	Personal services	87	15 829	4 744	1 127	347
721	Laundry, cleaning, and garment services	21	4 512	1 107	272	100
7211	Power laundries, family and commercial*	1	(D)	(D)	(D)	AA
7213	Linen supply*	—	—	—	—	—
7215	Coin-operated laundries and drycleaning	6	2 202	510	133	30
7216	Drycleaning plants, except rug cleaning*	11	1 983	553	134	65
7217	Carpet and upholstery cleaning	1	(D)	(D)	(D)	AA
7218	Industrial laundriers*	—	—	—	—	—
7212, 9	Other laundry, cleaning, and garment services*	2	(D)	(D)	(D)	AA
722	Photographic studios, portrait	8	1 896	333	81	19
723, 4	Beauty and barber shops	40	3 430	1 276	290	152
723	Beauty shops	39	(D)	(D)	(D)	CC
724	Barber shops	1	(D)	(D)	(D)	AA
725	Shoe repair shops and shoeshine parlors	2	(D)	(D)	(D)	AA
726	Funeral service and crematories	7	4 807	1 783	423	53
729	Miscellaneous personal services	9	(D)	(D)	(D)	BB
73	Business services	77	33 222	16 284	3 868	1 066
731	Advertising	2	(D)	(D)	(D)	AA
732	Consumer credit reporting agencies, mercantile reporting agencies, and adjustment and collection agencies	2	(D)	(D)	(D)	BB
733	Mailing, reproduction, commercial art and photography, and stenographic services	5	483	91	32	13
734	Services to dwellings and other buildings	22	15 255	9 337	2 097	670
735	Miscellaneous equipment rental and leasing	5	2 816	584	183	32
736	Personnel supply services	3	271	105	26	5
737	Computer programming, data processing, and other computer related services	16	5 093	2 108	514	74
7371, 2, 3	Computer programming, prepackaged software, and integrated systems	8	2 983	1 029	257	22
7374, 5, 6	Data processing services	3	(D)	(D)	(D)	BB
7377, 8, 9	Computer rental and leasing, maintenance, and related services, n.e.c.	5	(D)	(D)	(D)	AA
738	Miscellaneous business services	22	6 735	2 977	760	239

Table 5. Summary Statistics for Firms Subject to Federal Income Tax for Places With 350 Establishments or More: 1992 — Con.

[Includes only establishments with payroll. For meaning of abbreviations and symbols, see introductory text. For explanation of terms and comparability of 1987 and 1992 censuses, see appendix A. For information on geographic areas followed by ▲, see appendix F]

SIC code	Geographic area and kind of business or operation	Establishments (number)	Receipts (\$1,000)	Annual payroll (\$1,000)	First-quarter payroll (\$1,000)	Paid employees for pay period including March 12 (number)
UPPER DARBY TOWNSHIP — Con.						
75	Automotive repair, services, and parking	63	22 173	6 220	1 538	261
751	Automotive rental and leasing, without drivers	2	(D)	(D)	(D)	AA
752	Automobile parking	2	(D)	(D)	(D)	AA
753	Automotive repair shops	55	20 603	5 788	1 435	230
7532	Top, body, and upholstery repair shops and paint shops	15	8 229	2 916	641	99
7538	General automotive repair shops	32	9 431	2 067	607	94
7533, 4, 6, 7, 9	Other automotive repair shops	8	2 943	805	187	37
754	Automotive services, except repair	4	(D)	(D)	(D)	AA
76	Miscellaneous repair services	14	2 338	626	156	41
762	Electrical repair shops	5	737	263	73	16
7622	Radio and television repair shops	1	(D)	(D)	(D)	AA
7623, 9	Other electrical and electronic repair shops	4	(D)	(D)	(D)	AA
763	Watch, clock, and jewelry repair	1	(D)	(D)	(D)	AA
764	Reupholstery and furniture repair	4	(D)	(D)	(D)	AA
769	Miscellaneous repair and related services	4	423	83	22	8
78, 79, 84	Amusement and recreation services, including motion pictures and museums	20	9 072	1 965	496	135
781, 2	Motion picture production, distribution, and services	3	3 699	1 035	261	25
783	Motion picture theaters	1	(D)	(D)	(D)	AA
784	Video tape rental	8	2 935	406	98	45
792	Theatrical producers (except motion picture), bands, orchestras, and entertainers	1	(D)	(D)	(D)	AA
793	Bowling centers	1	(D)	(D)	(D)	AA
79 ex. 792, 3; 84	Commercial sports and other amusement and recreation services, including museums	6	(D)	(D)	(D)	BB
80	Health services	184	75 528	33 167	6 742	927
801	Offices and clinics of doctors of medicine	89	47 538	22 816	4 711	488
802	Offices and clinics of dentists	40	11 789	3 736	742	159
803	Offices and clinics of doctors of osteopathy	15	3 760	1 413	314	63
804	Offices and clinics of other health practitioners	23	4 819	958	204	68
805	Nursing and personal care facilities	—	—	—	—	—
806	Hospitals	—	—	—	—	—
807, 8, 9	Other health services	17	7 622	4 244	771	149
81	Legal services	20	4 653	1 092	225	55
823, 4, 9	Selected educational services	5	(D)	(D)	(D)	BB
83	Social services	13	2 322	1 131	278	122
835	Child day care services	10	(D)	(D)	(D)	CC
832, 3, 6, 9	Other social services	3	(D)	(D)	(D)	AA
87 ex. 8733	Engineering, accounting, research, management, and related services (except noncommercial research organizations)	47	17 105	8 338	1 586	325
871	Engineering, architectural, and surveying services	8	(D)	(D)	(D)	BB
872	Accounting, auditing, and bookkeeping services	24	4 481	1 383	330	80
873 ex. 8733	Research, development, and testing services (except noncommercial research organizations)	2	(D)	(D)	(D)	CC
874	Management and public relations services	13	5 979	3 503	547	76
89	Services, n.e.c.	2	(D)	(D)	(D)	AA
UPPER MERION TOWNSHIP						
	Total	493	654 146	249 904	60 002	10 085
70 ex. 704	Hotels, rooming houses, camps, and other lodging places (except membership lodging)	14	76 546	22 093	5 605	1 449
7011	Hotels and motels	14	76 546	22 093	5 605	1 449
7011 pt.	Hotels	10	69 008	19 991	5 093	1 332
7011 pt.	Motels, motor hotels, and tourist courts	4	7 538	2 102	512	117
702, 3	Other lodging places	—	—	—	—	—
72	Personal services	49	14 450	5 924	1 549	571
721	Laundry, cleaning, and garment services	5	1 209	391	96	26
7211	Power laundries, family and commercial*	—	—	—	—	—
7213	Linen supply*	—	—	—	—	—
7215	Coin-operated laundries and drycleaning	2	(D)	(D)	(D)	AA
7216	Drycleaning plants, except rug cleaning*	3	(D)	(D)	(D)	BB
7217	Carpet and upholstery cleaning	—	—	—	—	—
7218	Industrial launderers*	—	—	—	—	—
7212, 9	Other laundry, cleaning, and garment services*	—	—	—	—	—
722	Photographic studios, portrait	4	842	169	25	9
723, 4	Beauty and barber shops	28	6 420	3 139	894	327
723	Beauty shops	26	(D)	(D)	(D)	EE
724	Barber shops	2	(D)	(D)	(D)	AA
725	Shoe repair shops and shoeshine parlors	1	(D)	(D)	(D)	AA
726	Funeral service and crematories	1	(D)	(D)	(D)	AA
729	Miscellaneous personal services	10	(D)	(D)	(D)	CC

Table 5. Summary Statistics for Firms Subject to Federal Income Tax for Places With 350 Establishments or More: 1992 — Con.

[Includes only establishments with payroll. For meaning of abbreviations and symbols, see introductory text. For explanation of terms and comparability of 1987 and 1992 censuses, see appendix A. For information on geographic areas followed by ▲, see appendix F]

SIC code	Geographic area and kind of business or operation	Establishments (number)	Receipts (\$1,000)	Annual payroll (\$1,000)	First-quarter payroll (\$1,000)	Paid employees for pay period including March 12 (number)
UPPER MERION TOWNSHIP — Con.						
73	Business services	153	287 938	131 409	31 558	5 217
731	Advertising	9	11 931	2 488	489	56
732	Consumer credit reporting agencies, mercantile reporting agencies, and adjustment and collection agencies	7	15 245	6 078	1 369	225
733	Mailing, reproduction, commercial art and photography, and stenographic services	16	10 761	2 808	638	111
734	Services to dwellings and other buildings	11	35 551	18 120	4 722	1 269
735	Miscellaneous equipment rental and leasing	2	(D)	(D)	(D)	BB
736	Personnel supply services	34	52 193	37 596	8 512	1 972
737	Computer programming, data processing, and other computer related services	53	141 415	56 046	13 991	1 312
7371, 2, 3	Computer programming, prepackaged software, and integrated systems	34	90 236	38 906	9 385	806
7374, 5, 6	Data processing services	7	15 349	5 807	1 996	225
7377, 8, 9	Computer rental and leasing, maintenance, and related services, n.e.c.	12	35 830	11 333	2 610	281
738	Miscellaneous business services	21	(D)	(D)	(D)	CC
75	Automotive repair, services, and parking	29	71 871	9 327	2 331	403
751	Automotive rental and leasing, without drivers	5	(D)	(D)	(D)	EE
752	Automobile parking	—	—	—	—	—
753	Automotive repair shops	22	(D)	(D)	(D)	CC
7532	Top, body, and upholstery repair shops and paint shops	6	(D)	(D)	(D)	BB
7538	General automotive repair shops	13	(D)	(D)	(D)	BB
7533, 4, 6, 7, 9	Other automotive repair shops	3	1 660	262	60	13
754	Automotive services, except repair	2	(D)	(D)	(D)	AA
76	Miscellaneous repair services	11	2 605	1 118	329	53
762	Electrical repair shops	7	1 649	793	267	36
7622	Radio and television repair shops	3	1 000	547	192	28
7623, 9	Other electrical and electronic repair shops	4	649	246	75	8
763	Watch, clock, and jewelry repair	—	—	—	—	—
764	Reupholstery and furniture repair	—	—	—	—	—
769	Miscellaneous repair and related services	4	956	325	62	17
78, 79, 84	Amusement and recreation services, including motion pictures and museums	21	16 307	4 750	1 014	285
781, 2	Motion picture production, distribution, and services	2	(D)	(D)	(D)	AA
783	Motion picture theaters	3	(D)	(D)	(D)	BB
784	Video tape rental	4	(D)	(D)	(D)	BB
792	Theatrical producers (except motion picture), bands, orchestras, and entertainers	2	(D)	(D)	(D)	AA
793	Bowling centers	—	—	—	—	—
79 ex. 792, 3; 84	Commercial sports and other amusement and recreation services, including museums	10	7 822	3 242	741	168
80	Health services	92	57 405	21 422	4 968	674
801	Offices and clinics of doctors of medicine	31	18 741	7 634	1 788	207
802	Offices and clinics of dentists	22	12 536	3 173	711	155
803	Offices and clinics of doctors of osteopathy	2	(D)	(D)	(D)	AA
804	Offices and clinics of other health practitioners	22	5 829	1 976	480	99
805	Nursing and personal care facilities	—	—	—	—	—
806	Hospitals	—	—	—	—	—
807, 8, 9	Other health services	15	(D)	(D)	(D)	CC
81	Legal services	19	14 625	9 250	1 766	142
823, 4, 9	Selected educational services	8	6 390	2 629	702	152
83	Social services	12	7 663	3 923	926	267
835	Child day care services	6	1 806	843	197	101
832, 3, 6, 9	Other social services	6	5 857	3 080	729	166
87 ex. 8733	Engineering, accounting, research, management, and related services (except noncommercial research organizations)	76	95 063	36 715	8 895	834
871	Engineering, architectural, and surveying services	26	47 011	15 367	3 482	377
872	Accounting, auditing, and bookkeeping services	6	3 425	2 188	445	47
873 ex. 8733	Research, development, and testing services (except noncommercial research organizations)	7	6 097	3 038	870	75
874	Management and public relations services	37	38 530	16 122	4 098	335
89	Services, n.e.c.	9	3 283	1 344	359	38

Table 5. Summary Statistics for Firms Subject to Federal Income Tax for Places With 350 Establishments or More: 1992 — Con.

[Includes only establishments with payroll. For meaning of abbreviations and symbols, see introductory text. For explanation of terms and comparability of 1987 and 1992 censuses, see appendix A. For information on geographic areas followed by ▲, see appendix F]

SIC code	Geographic area and kind of business or operation	Establishments (number)	Receipts (\$1,000)	Annual payroll (\$1,000)	First-quarter payroll (\$1,000)	Paid employees for pay period including March 12 (number)
WASHINGTON (WASHINGTON COUNTY)						
	Total	358	190 569	75 481	17 063	3 402
70 ex. 704	Hotels, rooming houses, camps, and other lodging places (except membership lodging)	5	9 015	2 372	565	194
7011	Hotels and motels	5	9 015	2 372	565	194
7011 pt.	Hotels	1	(D)	(D)	(D)	CC
7011 pt.	Motels, motor hotels, and tourist courts	4	(D)	(D)	(D)	BB
702, 3	Other lodging places	—	—	—	—	—
72	Personal services	49	6 493	1 790	410	174
721	Laundry, cleaning, and garment services	8	1 109	294	60	45
7211	Power laundries, family and commercial*	—	—	—	—	—
7213	Linen supply*	—	—	—	—	—
7215	Coin-operated laundries and drycleaning	2	(D)	(D)	(D)	AA
7216	Drycleaning plants, except rug cleaning*	3	515	142	31	21
7217	Carpet and upholstery cleaning	2	(D)	(D)	(D)	AA
7218	Industrial laundriers*	—	—	—	—	—
7212, 9	Other laundry, cleaning, and garment services*	1	(D)	(D)	(D)	AA
722	Photographic studios, portrait	5	456	93	17	7
723, 4	Beauty and barber shops	27	2 052	723	164	72
723	Beauty shops	27	2 052	723	164	72
724	Barber shops	—	—	—	—	—
725	Shoe repair shops and shoeshine parlors	—	—	—	—	—
726	Funeral service and crematories	6	2 443	600	141	40
729	Miscellaneous personal services	3	433	80	28	10
73	Business services	30	18 835	8 107	1 898	736
731	Advertising	2	(D)	(D)	(D)	CC
732	Consumer credit reporting agencies, mercantile reporting agencies, and adjustment and collection agencies	1	(D)	(D)	(D)	AA
733	Mailing, reproduction, commercial art and photography, and stenographic services	2	(D)	(D)	(D)	BB
734	Services to dwellings and other buildings	5	1 564	273	55	28
735	Miscellaneous equipment rental and leasing	4	(D)	(D)	(D)	AA
736	Personnel supply services	2	(D)	(D)	(D)	CC
737	Computer programming, data processing, and other computer related services	3	(D)	(D)	(D)	BB
7371, 2, 3	Computer programming, prepackaged software, and integrated systems	1	(D)	(D)	(D)	AA
7374, 5, 6	Data processing services	1	(D)	(D)	(D)	BB
7377, 8, 9	Computer rental and leasing, maintenance, and related services, n.e.c.	1	(D)	(D)	(D)	AA
738	Miscellaneous business services	11	10 356	4 999	1 300	383
75	Automotive repair, services, and parking	34	7 962	1 753	405	113
751	Automotive rental and leasing, without drivers	2	(D)	(D)	(D)	AA
752	Automobile parking	—	—	—	—	—
753	Automotive repair shops	27	(D)	(D)	(D)	BB
7532	Top, body, and upholstery repair shops and paint shops	6	1 580	465	117	24
7538	General automotive repair shops	12	2 494	609	137	39
7533, 4, 6, 7, 9	Other automotive repair shops	9	(D)	(D)	(D)	BB
754	Automotive services, except repair	5	1 110	117	30	14
76	Miscellaneous repair services	13	16 524	3 891	899	149
762	Electrical repair shops	2	(D)	(D)	(D)	AA
7622	Radio and television repair shops	—	—	—	—	—
7623, 9	Other electrical and electronic repair shops	2	(D)	(D)	(D)	AA
763	Watch, clock, and jewelry repair	—	—	—	—	—
764	Reupholstery and furniture repair	—	—	—	—	—
769	Miscellaneous repair and related services	11	(D)	(D)	(D)	CC
78, 79, 84	Amusement and recreation services, including motion pictures and museums	18	6 516	1 561	318	159
781, 2	Motion picture production, distribution, and services	—	—	—	—	—
783	Motion picture theaters	2	(D)	(D)	(D)	BB
784	Video tape rental	3	(D)	(D)	(D)	BB
792	Theatrical producers (except motion picture), bands, orchestras, and entertainers	—	—	—	—	—
793	Bowling centers	—	—	—	—	—
79 ex. 792, 3; 84	Commercial sports and other amusement and recreation services, including museums	13	(D)	(D)	(D)	CC
80	Health services	125	79 275	38 499	8 477	1 198
801	Offices and clinics of doctors of medicine	58	40 908	23 782	5 101	354
802	Offices and clinics of dentists	21	6 634	2 641	629	142
803	Offices and clinics of doctors of osteopathy	1	(D)	(D)	(D)	AA
804	Offices and clinics of other health practitioners	18	5 498	1 161	277	69
805	Nursing and personal care facilities	6	8 630	3 454	833	262
806	Hospitals	—	—	—	—	—
807, 8, 9	Other health services	21	(D)	(D)	(D)	EE
81	Legal services	45	19 350	6 923	1 527	266
823, 4, 9	Selected educational services	2	(D)	(D)	(D)	BB

Table 5. Summary Statistics for Firms Subject to Federal Income Tax for Places With 350 Establishments or More: 1992 — Con.

[Includes only establishments with payroll. For meaning of abbreviations and symbols, see introductory text. For explanation of terms and comparability of 1987 and 1992 censuses, see appendix A. For information on geographic areas followed by ▲, see appendix F]

SIC code	Geographic area and kind of business or operation	Establishments (number)	Receipts (\$1,000)	Annual payroll (\$1,000)	First-quarter payroll (\$1,000)	Paid employees for pay period including March 12 (number)
WASHINGTON (WASHINGTON COUNTY) — Con.						
83	Social services	11	1 806	708	160	114
835	Child day care services	5	699	374	87	66
832, 3, 6, 9	Other social services	6	1 107	334	73	48
87 ex. 8733	Engineering, accounting, research, management, and related services (except noncommercial research organizations)	22	22 589	9 145	2 219	255
871	Engineering, architectural, and surveying services	6	(D)	(D)	(D)	BB
872	Accounting, auditing, and bookkeeping services	10	(D)	(D)	(D)	BB
873 ex. 8733	Research, development, and testing services (except noncommercial research organizations)	—	—	—	—	—
874	Management and public relations services	6	6 461	4 699	1 138	123
89	Services, n.e.c.	4	(D)	(D)	(D)	AA
WEST CHESTER						
Total		442	393 827	147 244	35 014	4 720
70 ex. 704	Hotels, rooming houses, camps, and other lodging places (except membership lodging)	4	540	126	28	18
7011	Hotels and motels	3	(D)	(D)	(D)	AA
7011 pt.	Hotels	1	(D)	(D)	(D)	AA
7011 pt.	Motels, motor hotels, and tourist courts	2	(D)	(D)	(D)	AA
702, 3	Other lodging places	1	(D)	(D)	(D)	AA
72	Personal services	45	31 120	7 838	1 914	448
721	Laundry, cleaning, and garment services	10	23 548	5 668	1 387	280
7211	Power laundries, family and commercial*	1	(D)	(D)	(D)	BB
7213	Linen supply*	1	(D)	(D)	(D)	BB
7215	Coin-operated laundries and drycleaning	3	(D)	(D)	(D)	CC
7216	Drycleaning plants, except rug cleaning*	1	(D)	(D)	(D)	AA
7217	Carpet and upholstery cleaning	2	(D)	(D)	(D)	AA
7218	Industrial laundries*	—	—	—	—	—
7212, 9	Other laundry, cleaning, and garment services*	2	(D)	(D)	(D)	AA
722	Photographic studios, portrait	3	(D)	(D)	(D)	AA
723, 4	Beauty and barber shops	19	2 199	968	203	72
723	Beauty shops	19	2 199	968	203	72
724	Barber shops	—	—	—	—	—
725	Shoe repair shops and shoeshine parlors	—	—	—	—	—
726	Funeral service and crematories	5	1 892	386	82	13
729	Miscellaneous personal services	8	(D)	(D)	(D)	BB
73	Business services	95	50 572	18 843	4 132	701
731	Advertising	7	5 391	2 111	528	68
732	Consumer credit reporting agencies, mercantile reporting agencies, and adjustment and collection agencies	1	(D)	(D)	(D)	AA
733	Mailing, reproduction, commercial art and photography, and stenographic services	11	5 171	1 854	373	56
734	Services to dwellings and other buildings	18	7 701	2 648	502	137
735	Miscellaneous equipment rental and leasing	10	13 938	3 926	856	124
736	Personnel supply services	7	2 146	1 125	275	108
737	Computer programming, data processing, and other computer related services	27	13 701	6 168	1 396	138
7371, 2, 3	Computer programming, prepackaged software, and integrated systems	20	12 391	5 552	1 262	112
7374, 5, 6	Data processing services	2	(D)	(D)	(D)	AA
7377, 8, 9	Computer rental and leasing, maintenance, and related services, n.e.c.	5	(D)	(D)	(D)	BB
738	Miscellaneous business services	14	(D)	(D)	(D)	BB
75	Automotive repair, services, and parking	41	19 409	4 766	1 319	223
751	Automotive rental and leasing, without drivers	3	(D)	(D)	(D)	AA
752	Automobile parking	1	(D)	(D)	(D)	AA
753	Automotive repair shops	32	14 392	4 100	1 146	173
7532	Top, body, and upholstery repair shops and paint shops	11	(D)	(D)	(D)	BB
7538	General automotive repair shops	18	7 283	2 267	659	96
7533, 4, 6, 7, 9	Other automotive repair shops	3	(D)	(D)	(D)	AA
754	Automotive services, except repair	5	(D)	(D)	(D)	BB
76	Miscellaneous repair services	9	40 913	15 295	3 225	433
762	Electrical repair shops	3	(D)	(D)	(D)	EE
7622	Radio and television repair shops	—	—	—	—	—
7623, 9	Other electrical and electronic repair shops	3	(D)	(D)	(D)	EE
763	Watch, clock, and jewelry repair	—	—	—	—	—
764	Reupholstery and furniture repair	1	(D)	(D)	(D)	AA
769	Miscellaneous repair and related services	5	(D)	(D)	(D)	BB

Table 5. Summary Statistics for Firms Subject to Federal Income Tax for Places With 350 Establishments or More: 1992 — Con.

[Includes only establishments with payroll. For meaning of abbreviations and symbols, see introductory text. For explanation of terms and comparability of 1987 and 1992 censuses, see appendix A. For information on geographic areas followed by ▲, see appendix F]

SIC code	Geographic area and kind of business or operation	Establishments (number)	Receipts (\$1,000)	Annual payroll (\$1,000)	First-quarter payroll (\$1,000)	Paid employees for pay period including March 12 (number)
WEST CHESTER—Con.						
78, 79, 84	Amusement and recreation services, including motion pictures and museums	10	2 397	281	79	29
781, 2	Motion picture production, distribution, and services	3	1 402	136	51	9
783	Motion picture theaters	—	—	—	—	—
784	Video tape rental	4	704	91	21	16
792	Theatrical producers (except motion picture), bands, orchestras, and entertainers	1	(D)	(D)	(D)	AA
793	Bowling centers	—	—	—	—	—
79 ex. 792, 3; 84	Commercial sports and other amusement and recreation services, including museums	2	(D)	(D)	(D)	AA
80	Health services	75	43 422	19 842	4 543	697
801	Offices and clinics of doctors of medicine	31	20 158	9 570	2 061	186
802	Offices and clinics of dentists	21	8 306	3 881	850	109
803	Offices and clinics of doctors of osteopathy	3	1 742	951	193	23
804	Offices and clinics of other health practitioners	13	3 727	1 227	297	52
805	Nursing and personal care facilities	1	(D)	(D)	(D)	BB
806	Hospitals	—	—	—	—	—
807, 8, 9	Other health services	6	(D)	(D)	(D)	EE
81	Legal services	72	36 623	16 469	3 869	398
823, 4, 9	Selected educational services	2	(D)	(D)	(D)	AA
83	Social services	14	6 593	2 247	514	244
835	Child day care services	8	(D)	(D)	(D)	CC
832, 3, 6, 9	Other social services	6	(D)	(D)	(D)	CC
87 ex. 8733	Engineering, accounting, research, management, and related services (except noncommercial research organizations)	68	159 961	61 035	15 284	1 504
871	Engineering, architectural, and surveying services	18	(D)	(D)	(D)	GG
872	Accounting, auditing, and bookkeeping services	16	5 036	1 870	515	71
873 ex. 8733	Research, development, and testing services (except noncommercial research organizations)	7	(D)	(D)	(D)	EE
874	Management and public relations services	27	8 692	3 631	833	87
89	Services, n.e.c.	7	(D)	(D)	(D)	BB
WILKES-BARRE						
	Total	500	299 582	113 304	26 120	6 174
70 ex. 704	Hotels, rooming houses, camps, and other lodging places (except membership lodging)	11	19 861	5 466	1 298	509
7011	Hotels and motels	11	19 861	5 466	1 298	509
7011 pt.	Hotels	6	16 711	4 917	1 173	450
7011 pt.	Motels, motor hotels, and tourist courts	5	3 150	549	125	59
702, 3	Other lodging places	—	—	—	—	—
72	Personal services	54	10 401	2 700	688	228
721	Laundry, cleaning, and garment services	9	3 938	1 001	292	67
7211	Power laundries, family and commercial*	—	—	—	—	—
7213	Linen supply*	1	(D)	(D)	(D)	AA
7215	Coin-operated laundries and drycleaning	—	—	—	—	—
7216	Drycleaning plants, except rug cleaning*	4	398	173	41	15
7217	Carpet and upholstery cleaning	2	(D)	(D)	(D)	AA
7218	Industrial laundriers*	1	(D)	(D)	(D)	BB
7212, 9	Other laundry, cleaning, and garment services*	1	(D)	(D)	(D)	AA
722	Photographic studios, portrait	4	705	171	46	11
723, 4	Beauty and barber shops	29	2 494	870	224	104
723	Beauty shops	28	(D)	(D)	(D)	CC
724	Barber shops	1	(D)	(D)	(D)	AA
725	Shoe repair shops and shoeshine parlors	—	—	—	—	—
726	Funeral service and crematories	8	2 155	456	79	22
729	Miscellaneous personal services	4	1 109	202	47	24
73	Business services	77	48 981	23 543	5 621	2 129
731	Advertising	7	6 158	2 112	576	77
732	Consumer credit reporting agencies, mercantile reporting agencies, and adjustment and collection agencies	3	(D)	(D)	(D)	BB
733	Mailing, reproduction, commercial art and photography, and stenographic services	5	942	208	29	11
734	Services to dwellings and other buildings	16	7 031	3 272	729	259
735	Miscellaneous equipment rental and leasing	7	2 863	866	216	40
736	Personnel supply services	12	9 866	6 811	1 384	1 001
737	Computer programming, data processing, and other computer related services	11	13 828	7 139	1 908	487
7371, 2, 3	Computer programming, prepackaged software, and integrated systems	4	7 497	4 337	1 075	265
7374, 5, 6	Data processing services	5	(D)	(D)	(D)	CC
7377, 8, 9	Computer rental and leasing, maintenance, and related services, n.e.c.	2	(D)	(D)	(D)	BB
738	Miscellaneous business services	16	(D)	(D)	(D)	CC

Table 5. Summary Statistics for Firms Subject to Federal Income Tax for Places With 350 Establishments or More: 1992 — Con.

[Includes only establishments with payroll. For meaning of abbreviations and symbols, see introductory text. For explanation of terms and comparability of 1987 and 1992 censuses, see appendix A. For information on geographic areas followed by ▲, see appendix F]

SIC code	Geographic area and kind of business or operation	Establishments (number)	Receipts (\$1,000)	Annual payroll (\$1,000)	First-quarter payroll (\$1,000)	Paid employees for pay period including March 12 (number)
WILKES-BARRE—Con.						
75	Automotive repair, services, and parking	41	14 698	2 669	588	211
751	Automotive rental and leasing, without drivers	4	(D)	(D)	(D)	AA
752	Automobile parking	6	(D)	(D)	(D)	BB
753	Automotive repair shops	23	9 606	1 497	304	86
7532	Top, body, and upholstery repair shops and paint shops	2	(D)	(D)	(D)	AA
7538	General automotive repair shops	14	4 721	615	150	42
7533, 4, 6, 7, 9	Other automotive repair shops	7	(D)	(D)	(D)	BB
754	Automotive services, except repair	8	2 167	681	159	68
76	Miscellaneous repair services	11	(D)	(D)	(D)	CC
762	Electrical repair shops	3	(D)	(D)	(D)	BB
7622	Radio and television repair shops	—	—	—	—	—
7623, 9	Other electrical and electronic repair shops	3	(D)	(D)	(D)	BB
763	Watch, clock, and jewelry repair	—	—	—	—	—
764	Reupholstery and furniture repair	—	—	—	—	—
769	Miscellaneous repair and related services	8	(D)	(D)	(D)	BB
78, 79, 84	Amusement and recreation services, including motion pictures and museums	18	12 562	3 323	719	256
781, 2	Motion picture production, distribution, and services	1	(D)	(D)	(D)	BB
783	Motion picture theaters	3	(D)	(D)	(D)	BB
784	Video tape rental	4	1 148	240	67	38
792	Theatrical producers (except motion picture), bands, orchestras, and entertainers	2	(D)	(D)	(D)	BB
793	Bowling centers	2	(D)	(D)	(D)	BB
79 ex. 792, 3; 84	Commercial sports and other amusement and recreation services, including museums	6	3 008	685	159	76
80	Health services	120	83 384	32 073	7 703	1 292
801	Offices and clinics of doctors of medicine	52	28 215	12 745	2 863	238
802	Offices and clinics of dentists	30	10 858	3 807	932	183
803	Offices and clinics of doctors of osteopathy	3	832	165	33	11
804	Offices and clinics of other health practitioners	17	5 794	1 292	289	71
805	Nursing and personal care facilities	2	(D)	(D)	(D)	EE
806	Hospitals	1	(D)	(D)	(D)	CC
807, 8, 9	Other health services	15	16 361	5 456	1 575	309
81	Legal services	80	31 165	11 354	1 942	377
823, 4, 9	Selected educational services	1	(D)	(D)	(D)	AA
83	Social services	19	8 451	2 423	576	193
835	Child day care services	7	1 810	716	174	73
832, 3, 6, 9	Other social services	12	6 641	1 707	402	120
87 ex. 8733	Engineering, accounting, research, management, and related services (except noncommercial research organizations)	66	61 573	26 098	6 092	812
871	Engineering, architectural, and surveying services	19	31 219	13 230	3 084	358
872	Accounting, auditing, and bookkeeping services	27	21 549	9 711	2 347	328
873 ex. 8733	Research, development, and testing services (except noncommercial research organizations)	2	(D)	(D)	(D)	AA
874	Management and public relations services	18	(D)	(D)	(D)	CC
89	Services, n.e.c.	2	(D)	(D)	(D)	BB
YORK (YORK COUNTY)						
	Total	391	240 344	105 588	23 213	4 121
70 ex. 704	Hotels, rooming houses, camps, and other lodging places (except membership lodging)	3	9 275	2 978	690	302
7011	Hotels and motels	3	9 275	2 978	690	302
7011 pt. 7011 pt.	Hotels	3	9 275	2 978	690	302
	Motels, motor hotels, and tourist courts	—	—	—	—	—
702, 3	Other lodging places	—	—	—	—	—
72	Personal services	44	15 157	4 777	1 091	359
721	Laundry, cleaning, and garment services	8	7 441	2 611	619	206
7211	Power laundries, family and commercial*	—	—	—	—	—
7213	Linen supply*	—	—	—	—	—
7215	Coin-operated laundries and drycleaning	1	(D)	(D)	(D)	AA
7216	Drycleaning plants, except rug cleaning*	2	(D)	(D)	(D)	BB
7217	Carpet and upholstery cleaning	3	(D)	(D)	(D)	BB
7218	Industrial launderers*	1	(D)	(D)	(D)	BB
7212, 9	Other laundry, cleaning, and garment services*	1	(D)	(D)	(D)	BB
722	Photographic studios, portrait	3	(D)	(D)	(D)	BB
723, 4	Beauty and barber shops	21	1 926	688	167	72
723	Beauty shops	19	(D)	(D)	(D)	BB
724	Barber shops	2	(D)	(D)	(D)	AA
725	Shoe repair shops and shoeshine parlors	2	(D)	(D)	(D)	AA
726	Funeral service and crematories	5	2 452	573	91	20
729	Miscellaneous personal services	5	1 997	535	125	34

Table 5. Summary Statistics for Firms Subject to Federal Income Tax for Places With 350 Establishments or More: 1992 — Con.

[Includes only establishments with payroll. For meaning of abbreviations and symbols, see introductory text. For explanation of terms and comparability of 1987 and 1992 censuses, see appendix A. For information on geographic areas followed by ▲, see appendix F]

SIC code	Geographic area and kind of business or operation	Establishments (number)	Receipts (\$1,000)	Annual payroll (\$1,000)	First-quarter payroll (\$1,000)	Paid employees for pay period including March 12 (number)
YORK (YORK COUNTY) — Con.						
73	Business services	57	41 962	21 263	4 555	1 110
731	Advertising	6	(D)	(D)	(D)	BB
732	Consumer credit reporting agencies, mercantile reporting agencies, and adjustment and collection agencies	2	(D)	(D)	(D)	BB
733	Mailing, reproduction, commercial art and photography, and stenographic services	8	3 207	663	205	49
734	Services to dwellings and other buildings	8	3 651	1 423	342	87
735	Miscellaneous equipment rental and leasing	—	—	—	—	—
736	Personnel supply services	9	12 916	10 297	2 048	473
737	Computer programming, data processing, and other computer related services	6	4 882	2 490	552	41
7371, 2, 3	Computer programming, prepackaged software, and integrated systems	3	(D)	(D)	(D)	BB
7374, 5, 6	Data processing services	1	(D)	(D)	(D)	AA
7377, 8, 9	Computer rental and leasing, maintenance, and related services, n.e.c.	2	(D)	(D)	(D)	AA
738	Miscellaneous business services	18	13 834	5 002	1 079	400
75	Automotive repair, services, and parking	34	11 333	2 673	631	158
751	Automotive rental and leasing, without drivers	3	(D)	(D)	(D)	AA
752	Automobile parking	—	—	—	—	—
753	Automotive repair shops	26	7 989	2 137	501	125
7532	Top, body, and upholstery repair shops and paint shops	6	1 260	341	81	19
7538	General automotive repair shops	12	4 033	1 000	245	70
7533, 4, 6, 7, 9	Other automotive repair shops	8	2 696	796	175	36
754	Automotive services, except repair	5	(D)	(D)	(D)	AA
76	Miscellaneous repair services	13	4 324	1 549	429	81
762	Electrical repair shops	4	1 404	684	226	44
7622	Radio and television repair shops	1	(D)	(D)	(D)	AA
7623, 9	Other electrical and electronic repair shops	3	(D)	(D)	(D)	BB
763	Watch, clock, and jewelry repair	—	—	—	—	—
764	Reupholstery and furniture repair	1	(D)	(D)	(D)	AA
769	Miscellaneous repair and related services	8	(D)	(D)	(D)	BB
78, 79, 84	Amusement and recreation services, including motion pictures and museums	12	3 675	785	180	95
781, 2	Motion picture production, distribution, and services	—	—	—	—	—
783	Motion picture theaters	1	(D)	(D)	(D)	BB
784	Video tape rental	1	(D)	(D)	(D)	AA
792	Theatrical producers (except motion picture), bands, orchestras, and entertainers	3	(D)	(D)	(D)	AA
793	Bowling centers	2	(D)	(D)	(D)	BB
79 ex. 792, 3; 84	Commercial sports and other amusement and recreation services, including museums	5	327	96	18	23
80	Health services	74	49 979	29 147	5 529	560
801	Offices and clinics of doctors of medicine	28	34 215	23 001	4 182	269
802	Offices and clinics of dentists	23	5 701	1 992	459	103
803	Offices and clinics of doctors of osteopathy	5	2 763	1 476	270	38
804	Offices and clinics of other health practitioners	10	1 735	600	131	23
805	Nursing and personal care facilities	1	(D)	(D)	(D)	CC
806	Hospitals	—	—	—	—	—
807, 8, 9	Other health services	7	(D)	(D)	(D)	BB
81	Legal services	81	32 749	10 668	2 623	359
823, 4, 9	Selected educational services	2	(D)	(D)	(D)	BB
83	Social services	10	(D)	(D)	(D)	CC
835	Child day care services	3	(D)	(D)	(D)	BB
832, 3, 6, 9	Other social services	7	2 656	1 337	302	118
87 ex. 8733	Engineering, accounting, research, management, and related services (except noncommercial research organizations)	60	66 620	29 324	6 916	899
871	Engineering, architectural, and surveying services	27	43 605	20 347	4 739	559
872	Accounting, auditing, and bookkeeping services	18	10 809	3 944	1 053	166
873 ex. 8733	Research, development, and testing services (except noncommercial research organizations)	2	(D)	(D)	(D)	BB
874	Management and public relations services	13	(D)	(D)	(D)	BB
89	Services, n.e.c.	1	(D)	(D)	(D)	AA

Table 6. Summary Statistics for Firms Subject to Federal Income Tax for Counties With 350 Establishments or More: 1992

[Includes only establishments with payroll. For meaning of abbreviations and symbols, see introductory text. For explanation of terms and comparability of 1987 and 1992 censuses, see appendix A. For information on geographic areas followed by ▲, see appendix F]

SIC code	Geographic area and kind of business or operation	Establishments (number)	Receipts (\$1,000)	Annual payroll (\$1,000)	First-quarter payroll (\$1,000)	Paid employees for pay period including March 12 (number)
ADAMS COUNTY						
	Total	370	127 817	39 235	8 824	2 634
70 ex. 704	Hotels, rooming houses, camps, and other lodging places (except membership lodging)	32	18 756	4 764	782	374
7011	Hotels and motels	21	15 065	4 116	693	314
7011 pt.	Hotels	9	7 422	2 075	360	149
7011 pt.	Motels, motor hotels, and tourist courts	12	7 643	2 041	333	165
702, 3	Other lodging places	11	3 691	648	89	60
72	Personal services	50	12 731	4 733	1 127	325
721	Laundry, cleaning, and garment services	11	7 528	3 218	769	190
7211	Power laundries, family and commercial*	1	(D)	(D)	(D)	BB
7213	Linen supply*	—	—	—	—	—
7215	Coin-operated laundries and drycleaning	5	(D)	(D)	(D)	AA
7216	Drycleaning plants, except rug cleaning*	3	662	273	62	16
7217	Carpet and upholstery cleaning	—	—	—	—	—
7218	Industrial laundriers*	2	(D)	(D)	(D)	CC
7212, 9	Other laundry, cleaning, and garment services*	—	—	—	—	—
722	Photographic studios, portrait	3	(D)	(D)	(D)	AA
723, 4	Beauty and barber shops	27	2 405	902	216	103
723	Beauty shops	26	(D)	(D)	(D)	CC
724	Barber shops	1	(D)	(D)	(D)	AA
725	Shoe repair shops and shoeshine parlors	—	—	—	—	—
726	Funeral service and crematories	7	2 202	489	103	21
729	Miscellaneous personal services	2	(D)	(D)	(D)	AA
73	Business services	36	8 212	1 932	403	193
731	Advertising	1	(D)	(D)	(D)	AA
732	Consumer credit reporting agencies, mercantile reporting agencies, and adjustment and collection agencies	—	—	—	—	—
733	Mailing, reproduction, commercial art and photography, and stenographic services	3	(D)	(D)	(D)	AA
734	Services to dwellings and other buildings	16	2 436	813	152	120
735	Miscellaneous equipment rental and leasing	2	(D)	(D)	(D)	AA
736	Personnel supply services	2	(D)	(D)	(D)	AA
737	Computer programming, data processing, and other computer related services	2	(D)	(D)	(D)	AA
7371, 2, 3	Computer programming, prepackaged software, and integrated systems	1	(D)	(D)	(D)	AA
7374, 5, 6	Data processing services	1	(D)	(D)	(D)	AA
7377, 8, 9	Computer rental and leasing, maintenance, and related services, n.e.c.	—	—	—	—	—
738	Miscellaneous business services	10	3 923	592	146	41
75	Automotive repair, services, and parking	47	14 093	2 836	663	156
751	Automotive rental and leasing, without drivers	3	(D)	(D)	(D)	AA
752	Automobile parking	—	—	—	—	—
753	Automotive repair shops	42	13 051	2 695	640	146
7532	Top, body, and upholstery repair shops and paint shops	10	(D)	(D)	(D)	BB
7538	General automotive repair shops	29	8 647	1 568	374	88
7533, 4, 6, 7, 9	Other automotive repair shops	3	(D)	(D)	(D)	AA
754	Automotive services, except repair	2	(D)	(D)	(D)	AA
76	Miscellaneous repair services	22	6 216	1 920	449	132
762	Electrical repair shops	4	1 683	867	210	70
7622	Radio and television repair shops	—	—	—	—	—
7623, 9	Other electrical and electronic repair shops	4	1 683	867	210	70
763	Watch, clock, and jewelry repair	—	—	—	—	—
764	Reupholstery and furniture repair	4	374	89	18	8
769	Miscellaneous repair and related services	14	4 159	964	221	54
78, 79, 84	Amusement and recreation services, including motion pictures and museums	41	17 983	4 385	1 178	605
781, 2	Motion picture production, distribution, and services	1	(D)	(D)	(D)	AA
783	Motion picture theaters	3	(D)	(D)	(D)	BB
784	Video tape rental	8	1 748	474	113	70
792	Theatrical producers (except motion picture), bands, orchestras, and entertainers	—	—	—	—	—
793	Bowling centers	1	(D)	(D)	(D)	AA
79 ex. 792, 3, 84	Commercial sports and other amusement and recreation services, including museums	28	14 793	3 689	1 003	501
80	Health services	79	35 079	14 346	3 171	583
801	Offices and clinics of doctors of medicine	29	14 220	6 309	1 348	160
802	Offices and clinics of dentists	18	7 071	2 640	587	115
803	Offices and clinics of doctors of osteopathy	5	967	266	62	29
804	Offices and clinics of other health practitioners	17	3 794	1 243	211	62
805	Nursing and personal care facilities	3	(D)	(D)	(D)	CC
806	Hospitals	—	—	—	—	—
807, 8, 9	Other health services	7	(D)	(D)	(D)	BB
81	Legal services	19	4 958	1 167	282	76
823, 4, 9	Selected educational services	2	(D)	(D)	(D)	AA

Table 6. Summary Statistics for Firms Subject to Federal Income Tax for Counties With 350 Establishments or More: 1992 — Con.

[Includes only establishments with payroll. For meaning of abbreviations and symbols, see introductory text. For explanation of terms and comparability of 1987 and 1992 censuses, see appendix A. For information on geographic areas followed by ▲, see appendix F]

SIC code	Geographic area and kind of business or operation	Establishments (number)	Receipts (\$1,000)	Annual payroll (\$1,000)	First-quarter payroll (\$1,000)	Paid employees for pay period including March 12 (number)
ADAMS COUNTY — Con.						
83	Social services	9	(D)	(D)	(D)	BB
835	Child day care services	3	(D)	(D)	(D)	AA
832, 3, 6, 9	Other social services	6	1 374	612	148	64
87 ex. 8733	Engineering, accounting, research, management, and related services (except noncommercial research organizations)	31	6 214	2 281	568	108
871	Engineering, architectural, and surveying services	10	(D)	(D)	(D)	BB
872	Accounting, auditing, and bookkeeping services	12	2 412	1 011	283	63
873 ex. 8733	Research, development, and testing services (except noncommercial research organizations)	2	(D)	(D)	(D)	AA
874	Management and public relations services	7	2 185	667	179	19
89	Services, n.e.c.	2	(D)	(D)	(D)	AA
ALLEGHENY COUNTY						
	Total	10 726	9 406 362	3 588 925	815 662	136 040
70 ex. 704	Hotels, rooming houses, camps, and other lodging places (except membership lodging)	116	300 407	85 418	19 341	6 580
7011	Hotels and motels	106	296 687	84 912	19 226	6 523
7011 pt.	Hotels	58	258 287	76 984	17 530	5 728
7011 pt.	Hotels, 25 guestrooms or more	49	257 046	76 764	17 477	5 687
7011 pt.	Hotels, less than 25 guestrooms	9	1 241	220	53	41
7011 pt.	Motels, motor hotels, and tourist courts	48	38 400	7 928	1 696	795
7011 pt.	Motels, tourist courts	37	19 990	3 972	771	325
7011 pt.	Motor hotels	11	18 410	3 956	925	470
702, 3	Other lodging places	10	3 720	506	115	57
702	Rooming and boarding houses	9	(D)	(D)	(D)	BB
703	Camps and recreational vehicle parks	1	(D)	(D)	(D)	AA
7032	Sporting and recreational camps	—	—	—	—	—
7033	Recreational vehicle parks and campsites	1	(D)	(D)	(D)	AA
72	Personal services	1 334	309 701	100 225	23 506	8 858
721	Laundry, cleaning, and garment services	295	102 728	32 524	7 219	2 558
7211	Power laundries, family and commercial*	7	(D)	(D)	(D)	BB
7213	Linen supply*	9	(D)	(D)	(D)	EE
7215	Coin-operated laundries and drycleaning	60	12 068	2 654	574	258
7215 pt.	Coin-operated laundries and drycleaning stores	57	(D)	(D)	(D)	CC
7215 pt.	Coin-operated laundry routes	3	(D)	(D)	(D)	BB
7216	Drycleaning plants, except rug cleaning*	141	33 723	11 443	2 478	1 177
7217	Carpet and upholstery cleaning	34	6 762	2 186	378	176
7218	Industrial launderers*	6	16 001	4 877	1 141	247
7212, 9	Other laundry, cleaning, and garment services*	38	(D)	(D)	(D)	CC
7212	Garment pressing, and agents for laundries and drycleaners	19	1 806	560	98	59
7219	Laundry and garment services, n.e.c.*	19	(D)	(D)	(D)	CC
722	Photographic studios, portrait	61	22 126	6 981	1 668	766
723, 4	Beauty and barber shops	716	84 538	36 241	8 434	3 501
723	Beauty shops	664	80 845	34 783	8 086	3 339
724	Barber shops	52	3 693	1 458	348	162
725	Shoe repair shops and shoeshine parlors	19	1 951	488	120	41
726	Funeral service and crematories	133	51 904	12 565	2 760	639
729	Miscellaneous personal services	110	46 454	11 426	3 305	1 353
7291	Tax return preparation services	20	5 956	3 223	1 275	773
7299	Miscellaneous personal services, n.e.c.	90	40 498	8 203	2 030	580
7299 pt.	Massage parlors, tanning salons, and saunas	20	1 936	620	130	58
7299 pt.	Other personal services	70	38 562	7 583	1 900	522
7299 pt.	Diet and weight reducing services	22	22 782	3 684	1 030	201
7299 pt.	Formal wear rental	11	1 710	374	70	36
7299 pt.	Other personal services, n.e.c.	37	14 070	3 525	800	285
73	Business services	1 881	1 947 271	777 598	183 926	42 084
731	Advertising	131	134 314	49 814	12 009	2 080
7311	Advertising agencies	108	96 957	40 318	9 397	1 188
7312	Outdoor advertising services	5	(D)	(D)	(D)	BB
7313	Radio, television, publishers' advertising representatives	9	(D)	(D)	(D)	EE
7313 pt.	Radio, television advertising representatives	7	(D)	(D)	(D)	CC
7313 pt.	Publishers' advertising representatives	2	(D)	(D)	(D)	CC
7319	Advertising, n.e.c.	9	(D)	(D)	(D)	FF
732	Consumer credit reporting agencies, mercantile reporting agencies, and adjustment and collection agencies	37	43 364	11 940	2 858	600
7322	Adjustment and collection services	32	23 348	8 565	2 022	438
7323	Credit reporting services	5	20 016	3 375	836	162
733	Mailing, reproduction, commercial art and photography, and stenographic services	199	179 230	51 509	11 891	2 437
7331	Direct mail advertising services	26	102 993	23 847	5 380	1 284
7331 pt.	Mailing list compilers, brokers, and managers	6	2 390	478	119	30
7331 pt.	Direct mail advertising services, except mailing list services	20	100 603	23 369	5 261	1 254
7334	Photocopying and duplicating services	30	20 412	6 923	1 611	355
7334 pt.	Blueprinting and photocopying services	30	20 412	6 923	1 611	355
7334 pt.	Duplicating services, except printing and photocopying	—	—	—	—	—
7335, 6	Commercial photography, art, and graphics	107	41 184	13 238	3 240	484
7335	Commercial photography	23	4 555	1 536	375	58
7336	Commercial art and graphic design	84	36 629	11 702	2 865	426
7336 pt.	Commercial art	15	6 129	2 389	546	79
7336 pt.	Graphic arts and related design	69	30 500	9 313	2 319	347
7338	Secretarial and court reporting services	36	14 641	7 501	1 660	314

Table 6. Summary Statistics for Firms Subject to Federal Income Tax for Counties With 350 Establishments or More: 1992 — Con.

[Includes only establishments with payroll. For meaning of abbreviations and symbols, see introductory text. For explanation of terms and comparability of 1987 and 1992 censuses, see appendix A. For information on geographic areas followed by ▲, see appendix F]

SIC code	Geographic area and kind of business or operation	Establishments (number)	Receipts (\$1,000)	Annual payroll (\$1,000)	First-quarter payroll (\$1,000)	Paid employees for pay period including March 12 (number)
ALLEGHENY COUNTY — Con.						
73	Business services—Con.					
734	Services to dwellings and other buildings	286	151 407	71 982	15 721	6 713
7342	Disinfecting and pest control services	35	23 073	7 809	1 604	366
7349	Building cleaning and maintenance services, n.e.c.	251	128 334	64 173	14 117	6 347
735	Miscellaneous equipment rental and leasing	133	173 655	44 455	10 911	1 514
7352	Medical equipment rental and leasing	28	51 837	12 571	3 158	579
7353	Heavy construction equipment rental and leasing	22	33 757	10 525	2 581	296
7353 pt.	Rental and leasing of heavy construction equipment without operators	13	30 685	9 487	2 352	251
7353 pt.	Rental and leasing of heavy construction equipment with operators	9	3 072	1 038	229	45
7359	Equipment rental and leasing, n.e.c.	83	88 061	21 359	5 172	639
7359 pt.	Equipment rental	71	81 359	19 970	4 767	583
7359 pt.	Rent-to-own	15	(D)	(D)	(D)	CC
7359 pt.	Equipment rental, except rent-to-own	56	(D)	(D)	(D)	EE
7359 pt.	Equipment leasing, except finance leasing	12	6 702	1 389	405	56
736	Personnel supply services	227	238 854	166 421	39 176	12 033
7361	Employment agencies	84	24 546	13 912	3 145	832
7363	Help supply services	143	214 308	152 509	36 031	11 201
7363 pt.	Temporary help supply	124	195 028	136 190	31 723	10 265
7363 pt.	Help supply, except temporary	19	19 280	16 319	4 308	936
7363 pt.	Employee leasing	13	17 931	15 214	4 047	855
7363 pt.	Other help supply services	6	1 349	1 105	261	81
737	Computer programming, data processing, and other computer related services	412	678 786	236 998	56 621	6 239
7371, 2, 3	Computer programming, prepackaged software, and integrated systems	254	404 724	146 366	33 545	3 345
7371	Computer programming services	145	167 507	79 592	17 654	1 764
7372	Prepackaged software	65	108 891	32 084	7 564	722
7373	Computer integrated systems	44	128 326	34 690	8 327	859
7374, 5, 6	Data processing services	68	172 655	53 585	13 774	1 904
7374, 5	Computer processing, information retrieval	63	(D)	(D)	(D)	GG
7374	Computer processing and data preparation and processing services	55	(D)	(D)	(D)	GG
7375	Information retrieval services	8	(D)	(D)	(D)	CC
7376	Computer facilities management services	5	(D)	(D)	(D)	CC
7377, 8, 9	Computer rental and leasing, maintenance, and related services, n.e.c.	90	101 407	37 047	9 302	990
7377	Computer rental and leasing	6	(D)	(D)	(D)	BB
7378	Computer maintenance and repair	35	52 812	13 109	3 380	318
7379	Computer related services, n.e.c.	49	(D)	(D)	(D)	FF
7379 pt.	Computer consultants	39	34 693	20 267	4 993	579
7379 pt.	Miscellaneous computer services, n.e.c.	10	(D)	(D)	(D)	AA
738	Miscellaneous business services	456	347 661	144 479	34 739	10 468
7381, 2	Detective agencies and protective services	86	117 225	68 772	16 297	6 239
7381	Detective, guard, and armored car services	64	84 639	57 216	13 424	5 796
7381 pt.	Detective agencies and guard services	61	(D)	(D)	(D)	II
7381 pt.	Armored car services	3	(D)	(D)	(D)	CC
7382	Security systems services	22	32 586	11 556	2 873	443
7383	News syndicates	5	3 572	752	187	27
7384	Photofinishing laboratories*	54	36 906	9 599	2 200	609
7384 pt.	Photofinishing laboratories, except "one-hour" (mini) labs*	23	30 700	8 288	1 978	503
7384 pt.	One-hour (mini) photofinishing*	31	6 206	1 311	222	106
7389	Business services, n.e.c.	311	189 958	65 356	16 055	3 593
7389 pt.	Sign painting shops	9	1 518	291	85	22
7389 pt.	Interior designing	26	14 167	3 103	734	161
7389 pt.	Telephone answering services	26	6 866	3 406	846	308
7389 pt.	Other business services	250	167 407	58 556	14 390	3 102
7389 pt.	Water softening and conditioning services	7	(D)	(D)	(D)	BB
7389 pt.	Packaging and labeling services	5	(D)	(D)	(D)	CC
7389 pt.	Trading stamp services	—	—	—	—	—
7389 pt.	Miscellaneous business services	238	159 259	55 726	13 677	2 967
7389 pt.	Convention and trade show services	12	(D)	(D)	(D)	EE
7389 pt.	Private mail centers	10	3 522	234	46	37
7389 pt.	Miscellaneous business services, n.e.c.	216	(D)	(D)	(D)	HH
75	Automotive repair, services, and parking	992	460 029	91 345	22 956	5 706
751	Automotive rental and leasing, without drivers	68	159 291	25 586	7 729	1 417
7513	Truck rental and leasing, without drivers	32	83 000	14 152	4 747	549
7513 pt.	Truck rental, without drivers	19	(D)	(D)	(D)	EE
7513 pt.	Truck leasing, except finance leasing	13	(D)	(D)	(D)	EE
7514, 5	Passenger car rental and leasing	34	(D)	(D)	(D)	FF
7514	Passenger car rental	29	(D)	(D)	(D)	FF
7515	Passenger car leasing	5	(D)	(D)	(D)	AA
7519	Utility trailer and recreational vehicle rental	2	(D)	(D)	(D)	AA
752	Automobile parking	99	(D)	(D)	(D)	FF
7521 pt.	Parking lots	69	38 627	6 123	1 373	512
7521 pt.	Parking structures	30	(D)	(D)	(D)	EE
753	Automotive repair shops	707	204 984	46 301	10 652	2 518
7532	Top, body, and upholstery repair shops and paint shops	206	58 586	14 766	3 402	793
7532 pt.	Top and body repair shops	194	(D)	(D)	(D)	FF
7532 pt.	Paint shops	12	(D)	(D)	(D)	BB
7538	General automotive repair shops	350	100 766	20 359	4 595	1 156
7538 pt.	General automotive repair shops, except diesel	328	92 838	18 262	4 156	1 049
7538 pt.	Diesel repair shops	22	7 928	2 097	439	107

Table 6. Summary Statistics for Firms Subject to Federal Income Tax for Counties With 350 Establishments or More: 1992 — Con.

[Includes only establishments with payroll. For meaning of abbreviations and symbols, see introductory text. For explanation of terms and comparability of 1987 and 1992 censuses, see appendix A. For information on geographic areas followed by ▲, see appendix F]

SIC code	Geographic area and kind of business or operation	Establishments (number)	Receipts (\$1,000)	Annual payroll (\$1,000)	First-quarter payroll (\$1,000)	Paid employees for pay period including March 12 (number)
ALLEGHENY COUNTY—Con.						
75	Automotive repair, services, and parking —Con.					
753	Automotive repair shops —Con.					
7533, 4, 6, 7, 9	Other automotive repair shops -----	151	45 632	11 176	2 655	569
7533	Automotive exhaust system repair shops -----	44	14 004	3 381	753	185
7534	Tire retreading and repair shops -----	5	2 676	363	72	20
7536	Automotive glass replacement shops -----	29	12 573	3 566	862	136
7537	Automotive transmission repair shops -----	31	7 236	1 810	467	101
7539	Automotive repair shops, n.e.c. -----	42	9 143	2 056	501	127
7539 pt.	Radiator repair -----	14	(D)	(D)	(D)	BB
7539 pt.	Brake, front end, and wheel alignment -----	13	4 021	1 010	224	50
7539 pt.	Automotive electrical and fuel system services -----	13	2 478	507	129	38
7539 pt.	Carburetor repair shops -----	5	(D)	(D)	(D)	AA
7539 pt.	Automotive electrical repair shops -----	8	(D)	(D)	(D)	BB
7539 pt.	Other automotive repair shops, n.e.c. -----	2	(D)	(D)	(D)	AA
754	Automotive services, except repair -----	118	(D)	(D)	(D)	FF
7542	Carwashes -----	59	(D)	(D)	(D)	FF
7549	Automotive services, except repair and carwashes -----	59	15 453	4 400	1 013	356
7549 pt.	Lubrication shops -----	28	8 031	2 564	554	222
7549 pt.	Other automotive services -----	31	7 422	1 836	459	134
7549 pt.	Towing services -----	18	5 418	1 396	331	89
7549 pt.	Other automotive services, n.e.c. -----	13	2 004	440	128	45
76	Miscellaneous repair services -----	323	210 380	67 113	16 137	2 787
762	Electrical repair shops -----	102	60 088	20 411	5 110	913
7622	Radio and television repair shops -----	26	12 259	4 137	1 017	181
7623, 9	Other electrical and electronic repair shops -----	76	47 829	16 274	4 093	732
7623	Refrigeration and air-conditioning service and repair shops -----	11	10 703	1 962	603	87
7629	Electrical and electronic repair shops, n.e.c. -----	65	37 126	14 312	3 490	645
763	Watch, clock, and jewelry repair -----	18	(D)	(D)	(D)	BB
764	Reupholstery and furniture repair -----	39	6 714	1 872	418	139
769	Miscellaneous repair and related services -----	164	(D)	(D)	(D)	GG
7692	Welding repair -----	12	1 967	698	165	39
7694	Armature rewinding shops -----	13	47 951	16 065	3 915	523
7699	Repair shops and related services, n.e.c. -----	139	(D)	(D)	(D)	GG
7699 pt.	Farm machinery and equipment repair -----	1	(D)	(D)	(D)	AA
7699 pt.	Lawnmower and other small gasoline engine repair -----	5	(D)	(D)	(D)	AA
7699 pt.	Sewer and septic tank cleaning services -----	2	(D)	(D)	(D)	BB
7699 pt.	Other repair and related services, n.e.c. -----	131	87 083	25 912	6 016	1 049
78, 79, 84	Amusement and recreation services, including motion pictures and museums -----	501	377 514	156 033	27 726	6 172
781, 2	Motion picture production, distribution, and services -----	65	(D)	(D)	(D)	FF
7812 pt.	Motion picture production, except for television -----	23	(D)	(D)	(D)	BB
7812 pt.	Motion picture and tape production for television -----	12	(D)	(D)	(D)	BB
7819	Services allied to motion picture production -----	21	(D)	(D)	(D)	FF
7822 pt.	Motion picture film and tape distributors -----	5	(D)	(D)	(D)	CC
7822 pt.	Motion picture film exchanges -----	2	(D)	(D)	(D)	BB
7822 pt.	Video tape wholesalers -----	3	(D)	(D)	(D)	CC
7822 pt.	Film and tape distribution for television -----	4	(D)	(D)	(D)	BB
7829	Services allied to motion picture distribution -----	-	-	-	-	-
783	Motion picture theaters -----	31	(D)	(D)	(D)	FF
7832	Motion picture theaters, except drive-in -----	27	(D)	(D)	(D)	FF
7833	Drive-in motion picture theaters -----	4	(D)	(D)	(D)	AA
784	Video tape rental -----	67	(D)	(D)	(D)	EE
792	Theatrical producers (except motion picture), bands, orchestras, and entertainers -----	38	(D)	(D)	(D)	EE
7922	Theatrical producers (except motion picture) and miscellaneous theatrical services -----	22	(D)	(D)	(D)	CC
7922 pt.	Producers of live theatrical productions -----	8	989	207	32	53
7922 pt.	Producers of radio and television shows, except tape producers -----	1	(D)	(D)	(D)	AA
7922 pt.	Artists' and entertainers' managers or agents, concert bureaus, booking agents -----	9	(D)	(D)	(D)	CC
7922 pt.	Other theatrical services -----	4	(D)	(D)	(D)	BB
7929	Bands, orchestras, actors, and other entertainers and entertainment groups -----	16	7 150	3 260	1 075	195
7929 pt.	Dance groups and artists -----	3	(D)	(D)	(D)	CC
7929 pt.	Symphony orchestras, opera companies, and chamber music organizations -----	-	-	-	-	-
7929 pt.	Other music and entertainment presentations -----	13	(D)	(D)	(D)	BB
7929 pt.	Other music groups and artists -----	6	(D)	(D)	(D)	BB
7929 pt.	Other entertainers and entertainment groups -----	7	(D)	(D)	(D)	BB
793	Bowling centers -----	44	(D)	(D)	(D)	FF
79 ex. 792, 3, 84	Commercial sports and other amusement and recreation services, including museums -----	256	186 050	115 389	18 618	3 337
794	Commercial sports -----	15	68 882	83 938	12 734	944
7941	Professional sports clubs, managers, promoters -----	12	68 609	83 867	12 715	937
7941 pt.	Baseball clubs -----	1	(D)	(D)	(D)	EE
7941 pt.	Football clubs -----	1	(D)	(D)	(D)	CC
7941 pt.	Other professional sports clubs -----	2	(D)	(D)	(D)	BB
7941 pt.	Managers and promoters -----	8	(D)	(D)	(D)	EE
7948	Racing, including track operation -----	3	273	71	19	7
7948 pt.	Auto racetrack operation -----	1	(D)	(D)	(D)	AA
7948 pt.	Horse racetrack operation -----	-	-	-	-	-
7948 pt.	Dog racetrack operation -----	-	-	-	-	-
7948 pt.	Racing stables and racing, n.e.c. -----	2	(D)	(D)	(D)	AA

Table 6. Summary Statistics for Firms Subject to Federal Income Tax for Counties With 350 Establishments or More: 1992 — Con.

[Includes only establishments with payroll. For meaning of abbreviations and symbols, see introductory text. For explanation of terms and comparability of 1987 and 1992 censuses, see appendix A. For information on geographic areas followed by ▲, see appendix F]

SIC code	Geographic area and kind of business or operation	Establishments (number)	Receipts (\$1,000)	Annual payroll (\$1,000)	First-quarter payroll (\$1,000)	Paid employees for pay period including March 12 (number)
ALLEGHENY COUNTY—Con.						
78, 79, 84	Amusement and recreation services, including motion pictures and museums—Con.					
79 ex. 792, 3; 84	Commercial sports and other amusement and recreation services, including museums—Con.					
79 ex. 792, 3, 4; 84	Other amusement and recreation services, including museums ----	241	117 168	31 451	5 884	2 393
791	Dance studios, schools, and halls -----	30	3 787	1 201	316	192
7991	Physical fitness facilities -----	40	22 187	4 882	1 386	588
7991 pt.	Physical fitness centers, except gymnasiums and athletic clubs -----	33	13 585	3 007	796	392
7991 pt.	Gymnasiums and athletic clubs -----	7	8 602	1 875	590	196
7992	Public golf courses -----	16	7 490	2 065	180	104
7993	Coin-operated amusement devices -----	41	22 181	4 230	927	212
7996	Amusement parks -----	2	(D)	(D)	(D)	BB
7997	Membership sports and recreation clubs -----	29	24 429	7 909	1 822	763
7999, 84	Amusement and recreation services, including museums, n.e.c. -----	83	(D)	(D)	(D)	EE
7999 pt.	Concession operators of amusement devices and rides -----	4	905	234	39	36
7999 pt.	Carnivals, circuses, and fairs -----	2	(D)	(D)	(D)	BB
7999 pt.	Carnivals and circuses -----	2	(D)	(D)	(D)	BB
7999 pt., 84	Fairs -----	—	(D)	(D)	(D)	—
7999 pt., 84	Other recreation and amusements, including museums -----	77	(D)	(D)	(D)	EE
84	Museums, art galleries, and botanical and zoological gardens -----	1	(D)	(D)	(D)	AA
841	Museums and art galleries -----	1	(D)	(D)	(D)	AA
842	Arboreta and botanical or zoological gardens -----	—	(D)	(D)	(D)	—
7999 pt.	Roller skating rinks -----	6	788	216	50	33
7999 pt.	Ice skating rinks -----	3	(D)	(D)	(D)	AA
7999 pt.	Other amusement and recreation services, n.e.c. -----	67	(D)	(D)	(D)	EE
80	Health services -----	2 972	1 846 793	871 789	183 594	24 134
801	Offices and clinics of doctors of medicine -----	1 379	1 089 451	606 017	121 670	9 533
8011 pt.	Offices of doctors of medicine -----	1 365	1 062 203	595 305	119 393	9 305
8011 pt.	General medical clinics -----	14	27 248	10 712	2 277	228
802	Offices and clinics of dentists -----	812	196 087	66 518	14 992	3 317
8021 pt.	Offices of dentists -----	810	(D)	(D)	(D)	HH
8021 pt.	Dental clinics -----	2	(D)	(D)	(D)	AA
803	Offices and clinics of doctors of osteopathy -----	31	11 113	3 901	951	130
8031 pt.	Offices of osteopathic physicians -----	30	(D)	(D)	(D)	CC
8031 pt.	Osteopathic clinics -----	1	(D)	(D)	(D)	AA
804	Offices and clinics of other health practitioners -----	455	118 323	36 736	8 335	1 855
8041	Offices and clinics of chiropractors -----	172	42 223	10 200	2 332	545
8042	Offices and clinics of optometrists -----	96	24 056	5 567	1 365	380
8043	Offices and clinics of podiatrists -----	71	16 785	5 517	1 303	254
8049	Offices and clinics of health practitioners, n.e.c. -----	116	35 259	15 452	3 335	676
805	Nursing and personal care facilities -----	61	116 965	51 324	12 556	3 496
8051	Skilled nursing care facilities -----	35	98 665	43 442	10 741	2 895
8052	Intermediate care facilities -----	2	(D)	(D)	(D)	AA
8059	Nursing and personal care facilities, n.e.c. -----	24	(D)	(D)	(D)	FF
806	Hospitals -----	2	(D)	(D)	(D)	EE
8062	General medical and surgical hospitals -----	—	(D)	(D)	(D)	—
8063, 9	Specialty hospitals -----	2	(D)	(D)	(D)	EE
8063	Psychiatric hospitals -----	1	(D)	(D)	(D)	CC
8069	Specialty hospitals, except psychiatric -----	1	(D)	(D)	(D)	EE
807, 8, 9	Other health services -----	232	(D)	(D)	(D)	II
807	Medical and dental laboratories -----	106	154 811	48 304	11 513	2 191
8071	Medical laboratories -----	86	150 121	46 556	11 104	2 084
8072	Dental laboratories -----	20	4 690	1 748	409	107
808	Home health care services -----	46	62 106	24 443	6 024	2 243
809	Miscellaneous health and allied services, n.e.c. -----	80	(D)	(D)	(D)	FF
8092	Kidney dialysis centers -----	5	(D)	(D)	(D)	CC
8093	Specialty outpatient facilities, n.e.c. -----	55	43 375	19 040	3 636	606
8099	Health and allied services, n.e.c. -----	20	11 469	1 823	413	164
81	Legal services -----	728	806 379	341 899	70 247	7 675
823, 4, 9	Selected educational services -----	63	40 712	14 757	3 412	857
823	Libraries -----	—	—	—	—	—
824	Vocational schools -----	25	24 951	8 255	1 947	448
8243	Data processing schools -----	8	4 881	2 031	468	89
8244	Business and secretarial schools -----	5	15 117	4 574	1 037	255
8249	Vocational schools, n.e.c. -----	12	4 953	1 650	442	104
829	Schools and educational services, n.e.c. -----	38	15 761	6 502	1 465	409
83	Social services -----	277	92 608	41 986	10 141	3 421
835	Child day care services -----	149	22 293	10 937	2 518	1 337
832, 3, 6, 9	Other social services -----	128	70 315	31 049	7 623	2 084
832	Individual and family social services -----	18	5 403	1 381	335	86
833	Job training and vocational rehabilitation services -----	19	(D)	(D)	(D)	FF
836	Residential care -----	80	31 866	11 978	2 811	1 276
839	Social services, n.e.c. -----	11	(D)	(D)	(D)	CC

Table 6. Summary Statistics for Firms Subject to Federal Income Tax for Counties With 350 Establishments or More: 1992 — Con.

[Includes only establishments with payroll. For meaning of abbreviations and symbols, see introductory text. For explanation of terms and comparability of 1987 and 1992 censuses, see appendix A. For information on geographic areas followed by ▲, see appendix F]

SIC code	Geographic area and kind of business or operation	Establishments (number)	Receipts (\$1,000)	Annual payroll (\$1,000)	First-quarter payroll (\$1,000)	Paid employees for pay period including March 12 (number)
ALLEGHENY COUNTY—Con.						
87 ex. 8733	Engineering, accounting, research, management, and related services (except noncommercial research organizations) -----	1 446	2 957 554	1 015 703	248 647	27 040
871	Engineering, architectural, and surveying services -----	506	1 764 996	530 602	131 360	12 639
8711	Engineering services -----	378	1 676 046	493 056	122 861	11 545
8712	Architectural services -----	100	79 210	31 987	7 331	882
8713	Surveying services -----	28	9 740	5 559	1 168	212
872	Accounting, auditing, and bookkeeping services -----	385	296 753	119 145	28 041	3 860
873 ex. 8733	Research, development, and testing services (except noncommercial research organizations) -----	96	444 595	177 186	44 276	4 610
8731	Commercial physical and biological research -----	22	(D)	(D)	(D)	HH
8731 pt.	Commercial physical research -----	21	(D)	(D)	(D)	HH
8731 pt.	Commercial medical and biological research -----	1	(D)	(D)	(D)	AA
8732	Commercial economic, sociological, and educational research -----	40	(D)	(D)	(D)	FF
8734	Testing laboratories -----	34	(D)	(D)	(D)	GG
874	Management and public relations services -----	459	451 210	188 770	44 970	5 931
8741	Management services -----	133	244 354	98 935	26 618	3 313
8742	Management consulting services -----	219	154 997	65 321	13 061	1 591
8743	Public relations services -----	35	(D)	(D)	(D)	CC
8744	Facilities support management services -----	4	1 410	980	110	53
8748	Business consulting services, n.e.c. -----	68	(D)	(D)	(D)	FF
89	Services, n.e.c. -----	93	57 014	25 059	6 029	726
8999 pt.	Scientific and related consulting services, except environmental -----	33	(D)	(D)	(D)	EE
8999 pt.	Other services -----	60	(D)	(D)	(D)	EE
8999 pt.	Environmental consulting -----	21	21 422	8 659	2 138	274
8999 pt.	Authors, composers, and other arts-related services -----	5	446	68	12	3
8999 pt.	Other services, n.e.c. -----	34	(D)	(D)	(D)	CC
BEAVER COUNTY						
	Total -----	848	429 225	131 841	28 740	6 361
70 ex. 704	Hotels, rooming houses, camps, and other lodging places (except membership lodging) -----	6	4 300	985	233	125
7011	Hotels and motels -----	6	4 300	985	233	125
7011 pt.	Hotels -----	2	(D)	(D)	(D)	BB
7011 pt.	Motels, motor hotels, and tourist courts -----	4	(D)	(D)	(D)	BB
702, 3	Other lodging places -----	—	—	—	—	—
72	Personal services -----	133	29 897	9 086	2 039	799
721	Laundry, cleaning, and garment services -----	21	4 886	1 776	364	158
7211	Power laundries, family and commercial* -----	—	—	—	—	—
7213	Linen supply* -----	—	—	—	—	—
7215	Coin-operated laundries and drycleaning -----	1	(D)	(D)	(D)	AA
7216	Drycleaning plants, except rug cleaning* -----	17	(D)	(D)	(D)	BB
7217	Carpet and upholstery cleaning -----	—	—	—	—	—
7218	Industrial laundries* -----	1	(D)	(D)	(D)	BB
7212, 9	Other laundry, cleaning, and garment services* -----	2	(D)	(D)	(D)	AA
722	Photographic studios, portrait -----	12	9 630	2 670	538	165
723, 4	Beauty and barber shops -----	73	6 250	2 319	516	249
723	Beauty shops -----	69	(D)	(D)	(D)	CC
724	Barber shops -----	4	(D)	(D)	(D)	AA
725	Shoe repair shops and shoeshine parlors -----	—	—	—	—	—
726	Funeral service and crematories -----	18	7 668	1 690	391	92
729	Miscellaneous personal services -----	9	1 463	631	230	135
73	Business services -----	98	31 500	12 833	2 711	1 036
731	Advertising -----	3	(D)	(D)	(D)	AA
732	Consumer credit reporting agencies, mercantile reporting agencies, and adjustment and collection agencies -----	4	811	242	60	18
733	Mailing, reproduction, commercial art and photography, and stenographic services -----	3	(D)	(D)	(D)	AA
734	Services to dwellings and other buildings -----	34	6 149	2 613	564	379
735	Miscellaneous equipment rental and leasing -----	17	7 557	2 008	429	105
736	Personnel supply services -----	2	(D)	(D)	(D)	BB
737	Computer programming, data processing, and other computer related services -----	13	3 329	884	181	33
7371, 2, 3	Computer programming, prepackaged software, and integrated systems -----	8	(D)	(D)	(D)	AA
7374, 5, 6	Data processing services -----	2	(D)	(D)	(D)	AA
7377, 8, 9	Computer rental and leasing, maintenance, and related services, n.e.c. -----	3	(D)	(D)	(D)	AA
738	Miscellaneous business services -----	22	(D)	(D)	(D)	EE
75	Automotive repair, services, and parking -----	93	18 368	4 183	938	303
751	Automotive rental and leasing, without drivers -----	—	—	—	—	—
752	Automobile parking -----	—	—	—	—	—
753	Automotive repair shops -----	86	17 466	3 963	891	274
7532	Top, body, and upholstery repair shops and paint shops -----	18	3 790	809	187	55
7538	General automotive repair shops -----	49	9 315	2 004	436	145
7533, 4, 6, 7, 9	Other automotive repair shops -----	19	4 361	1 150	268	74
754	Automotive services, except repair -----	7	902	220	47	29

Table 6. Summary Statistics for Firms Subject to Federal Income Tax for Counties With 350 Establishments or More: 1992 — Con.

[Includes only establishments with payroll. For meaning of abbreviations and symbols, see introductory text. For explanation of terms and comparability of 1987 and 1992 censuses, see appendix A. For information on geographic areas followed by ▲, see appendix F]

SIC code	Geographic area and kind of business or operation	Establishments (number)	Receipts (\$1,000)	Annual payroll (\$1,000)	First-quarter payroll (\$1,000)	Paid employees for pay period including March 12 (number)
BEAVER COUNTY—Con.						
76	Miscellaneous repair services -----	39	18 850	4 397	994	266
762	Electrical repair shops -----	6	2 410	708	165	41
7622	Radio and television repair shops -----	3	(D)	(D)	(D)	BB
7623, 9	Other electrical and electronic repair shops -----	3	(D)	(D)	(D)	AA
763	Watch, clock, and jewelry repair -----	—	—	—	—	—
764	Reupholstery and furniture repair -----	2	(D)	(D)	(D)	AA
769	Miscellaneous repair and related services -----	31	(D)	(D)	(D)	CC
78, 79, 84	Amusement and recreation services, including motion pictures and museums -----	52	(D)	(D)	(D)	FF
781, 2	Motion picture production, distribution, and services -----	2	(D)	(D)	(D)	EE
783	Motion picture theaters -----	3	(D)	(D)	(D)	BB
784	Video tape rental -----	8	(D)	(D)	(D)	BB
792	Theatrical producers (except motion picture), bands, orchestras, and entertainers -----	—	—	—	—	—
793	Bowling centers -----	6	(D)	(D)	(D)	BB
79 ex. 792, 3, 84	Commercial sports and other amusement and recreation services, including museums -----	33	(D)	(D)	(D)	CC
80	Health services -----	263	126 059	59 536	12 389	1 921
801	Offices and clinics of doctors of medicine -----	113	74 618	43 088	8 663	809
802	Offices and clinics of dentists -----	76	15 578	4 825	1 068	324
803	Offices and clinics of doctors of osteopathy -----	5	1 639	553	167	37
804	Offices and clinics of other health practitioners -----	48	11 000	3 572	702	174
805	Nursing and personal care facilities -----	9	17 039	6 656	1 540	515
806	Hospitals -----	—	—	—	—	—
807, 8, 9	Other health services -----	12	6 185	842	249	62
81	Legal services -----	62	14 510	4 481	878	180
823, 4, 9	Selected educational services -----	7	(D)	(D)	(D)	BB
83	Social services -----	26	8 335	4 702	1 041	386
835	Child day care services -----	10	400	188	47	39
832, 3, 6, 9	Other social services -----	16	7 935	4 514	994	347
87 ex. 8733	Engineering, accounting, research, management, and related services (except noncommercial research organizations) -----	63	38 971	17 987	4 141	617
871	Engineering, architectural, and surveying services -----	30	29 446	14 048	3 210	444
872	Accounting, auditing, and bookkeeping services -----	18	5 438	2 320	540	89
873 ex. 8733	Research, development, and testing services (except noncommercial research organizations) -----	3	(D)	(D)	(D)	BB
874	Management and public relations services -----	12	(D)	(D)	(D)	BB
89	Services, n.e.c. -----	6	(D)	(D)	(D)	BB
BERKS COUNTY (Coextensive with Reading, PA MSA; see table 7a.)						
BLAIR COUNTY (Coextensive with Altoona, PA MSA; see table 7a.)						
BUCKS COUNTY						
	Total -----	4 558	2 529 722	976 339	218 712	44 259
70 ex. 704	Hotels, rooming houses, camps, and other lodging places (except membership lodging) -----	56	48 722	12 743	2 706	1 067
7011	Hotels and motels -----	45	44 954	11 605	2 587	1 029
7011 pt.	Hotels -----	25	32 796	8 578	1 829	664
7011 pt.	Hotels, 25 guestrooms or more -----	16	29 459	7 625	1 593	565
7011 pt.	Hotels, less than 25 guestrooms -----	9	3 337	953	236	99
7011 pt.	Motels, motor hotels, and tourist courts -----	20	12 158	3 027	758	365
7011 pt.	Motels, tourist courts -----	14	7 523	1 863	524	218
7011 pt.	Motor hotels -----	6	4 635	1 164	234	147
702, 3	Other lodging places -----	11	3 768	1 138	119	38
702	Rooming and boarding houses -----	3	(D)	(D)	(D)	AA
703	Camps and recreational vehicle parks -----	8	(D)	(D)	(D)	BB

Table 6. Summary Statistics for Firms Subject to Federal Income Tax for Counties With 350 Establishments or More: 1992 — Con.

[Includes only establishments with payroll. For meaning of abbreviations and symbols, see introductory text. For explanation of terms and comparability of 1987 and 1992 censuses, see appendix A. For information on geographic areas followed by ▲, see appendix F]

SIC code	Geographic area and kind of business or operation	Establishments (number)	Receipts (\$1,000)	Annual payroll (\$1,000)	First-quarter payroll (\$1,000)	Paid employees for pay period including March 12 (number)
BUCKS COUNTY—Con.						
72	Personal services	465	93 008	30 481	6 942	2 360
721	Laundry, cleaning, and garment services	103	25 822	7 366	1 698	578
7211	Power laundries, family and commercial*	—	—	—	—	—
7213	Linen supply*	—	—	—	—	—
7215	Coin-operated laundries and drycleaning	15	(D)	(D)	(D)	BB
7216	Drycleaning plants, except rug cleaning*	57	11 191	3 624	876	326
7217	Carpet and upholstery cleaning	16	1 999	554	94	46
7218	Industrial launderers*	5	(D)	(D)	(D)	CC
7212, 9	Other laundry, cleaning, and garment services*	10	1 583	287	60	28
7212	Garment pressing, and agents for laundries and drycleaners	4	745	126	29	17
7219	Laundry and garment services, n.e.c.*	6	838	161	31	11
722	Photographic studios, portrait	28	10 484	3 920	746	205
723, 4	Beauty and barber shops	256	32 140	12 888	3 056	1 224
723	Beauty shops	238	31 004	12 447	2 954	1 191
724	Barber shops	18	1 136	441	102	33
725	Shoe repair shops and shoeshine parlors	3	(D)	(D)	(D)	AA
726	Funeral service and crematories	23	15 397	3 749	815	116
729	Miscellaneous personal services	52	(D)	(D)	(D)	CC
7291	Tax return preparation services	12	882	196	90	47
7299	Miscellaneous personal services, n.e.c.	40	(D)	(D)	(D)	CC
73	Business services	901	653 207	258 494	60 792	16 226
731	Advertising	52	39 949	11 020	2 583	311
7311	Advertising agencies	39	11 050	3 814	834	99
7312	Outdoor advertising services	2	(D)	(D)	(D)	AA
7313	Radio, television, publishers' advertising representatives	3	(D)	(D)	(D)	CC
7319	Advertising, n.e.c.	8	(D)	(D)	(D)	BB
732	Consumer credit reporting agencies, mercantile reporting agencies, and adjustment and collection agencies	22	34 176	14 229	3 448	578
7322	Adjustment and collection services	18	(D)	(D)	(D)	FF
7323	Credit reporting services	4	(D)	(D)	(D)	BB
733	Mailing, reproduction, commercial art and photography, and stenographic services	70	101 763	31 142	7 256	1 179
7331	Direct mail advertising services	15	78 085	25 802	6 036	965
7334	Photocopying and duplicating services	11	6 046	1 345	373	81
7335, 6	Commercial photography, art, and graphics	33	9 197	1 861	363	60
7335	Commercial photography	8	(D)	(D)	(D)	AA
7336	Commercial art and graphic design	25	(D)	(D)	(D)	BB
7338	Secretarial and court reporting services	11	8 435	2 134	484	73
734	Services to dwellings and other buildings	180	53 488	24 450	6 416	2 244
7342	Disinfecting and pest control services	30	7 518	3 078	632	150
7349	Building cleaning and maintenance services, n.e.c.	150	45 970	21 372	5 784	2 094
735	Miscellaneous equipment rental and leasing	63	61 282	17 565	4 594	592
7352	Medical equipment rental and leasing	8	11 865	3 914	999	105
7353	Heavy construction equipment rental and leasing	20	17 124	6 852	1 995	250
7359	Equipment rental and leasing, n.e.c.	35	32 293	6 799	1 600	237
736	Personnel supply services	89	54 815	35 014	6 705	2 227
7361	Employment agencies	41	7 975	4 190	900	192
7363	Help supply services	48	46 840	30 824	5 805	2 035
7363 pt.	Temporary help supply	37	32 565	22 190	4 429	1 775
7363 pt.	Help supply, except temporary	11	14 275	8 634	1 376	260
737	Computer programming, data processing, and other computer related services	209	150 639	63 927	15 027	1 873
7371, 2, 3	Computer programming, prepackaged software, and integrated systems	124	85 460	41 077	10 028	917
7371	Computer programming services	96	61 249	33 590	8 226	742
7372	Prepackaged software	16	(D)	(D)	(D)	BB
7373	Computer integrated systems	12	(D)	(D)	(D)	BB
7374, 5, 6	Data processing services	25	(D)	(D)	(D)	EE
7374, 5	Computer processing, information retrieval	20	(D)	(D)	(D)	EE
7376	Computer facilities management services	5	(D)	(D)	(D)	CC
7377, 8, 9	Computer rental and leasing, maintenance, and related services, n.e.c.	60	(D)	(D)	(D)	EE
7377	Computer rental and leasing	4	(D)	(D)	(D)	AA
7378	Computer maintenance and repair	25	19 511	7 509	1 778	343
7379	Computer related services, n.e.c.	31	(D)	(D)	(D)	CC
738	Miscellaneous business services	216	157 095	61 147	14 763	7 222
7381, 2	Detective agencies and protective services	29	17 796	11 602	2 886	964
7381	Detective, guard, and armored car services	23	16 621	11 263	2 806	950
7382	Security systems services	6	1 175	339	80	14
7383	News syndicates	2	(D)	(D)	(D)	AA
7384	Photofinishing laboratories*	22	33 324	7 236	2 315	491
7389	Business services, n.e.c.	163	(D)	(D)	(D)	II
7389 pt.	Sign painting shops	9	2 065	687	157	39
7389 pt.	Interior designing	10	3 922	378	64	17
7389 pt.	Telephone answering services	6	2 709	1 297	290	88
7389 pt.	Other business services	138	(D)	(D)	(D)	II

Table 6. Summary Statistics for Firms Subject to Federal Income Tax for Counties With 350 Establishments or More: 1992 — Con.

[Includes only establishments with payroll. For meaning of abbreviations and symbols, see introductory text. For explanation of terms and comparability of 1987 and 1992 censuses, see appendix A. For information on geographic areas followed by ▲, see appendix F]

SIC code	Geographic area and kind of business or operation	Establishments (number)	Receipts (\$1,000)	Annual payroll (\$1,000)	First-quarter payroll (\$1,000)	Paid employees for pay period including March 12 (number)
BUCKS COUNTY—Con.						
75	Automotive repair, services, and parking	462	165 527	42 366	9 940	1 941
751	Automotive rental and leasing, without drivers	30	26 229	5 713	1 364	146
7513	Truck rental and leasing, without drivers	16	21 445	4 605	1 109	107
7514, 5	Passenger car rental and leasing	12	(D)	(D)	(D)	BB
7514	Passenger car rental	10	(D)	(D)	(D)	BB
7515	Passenger car leasing	2	(D)	(D)	(D)	AA
7519	Utility trailer and recreational vehicle rental	2	(D)	(D)	(D)	AA
752	Automobile parking	3	587	73	18	10
753	Automotive repair shops	377	127 739	33 818	7 887	1 492
7532	Top, body, and upholstery repair shops and paint shops	117	43 962	12 181	2 899	510
7532 pt.	Top and body repair shops	109	42 484	11 666	2 793	485
7532 pt.	Paint shops	8	1 478	515	106	25
7538	General automotive repair shops	193	56 137	15 052	3 484	657
7538 pt.	General automotive repair shops, except diesel	174	50 689	13 650	3 143	601
7538 pt.	Diesel repair shops	19	5 448	1 402	341	56
7533, 4, 6, 7, 9	Other automotive repair shops	67	27 640	6 585	1 504	325
7533	Automotive exhaust system repair shops	12	4 221	1 017	239	50
7534	Tire retreading and repair shops	8	(D)	(D)	(D)	BB
7536	Automotive glass replacement shops	9	(D)	(D)	(D)	BB
7537	Automotive transmission repair shops	17	4 028	1 046	251	60
7539	Automotive repair shops, n.e.c.	21	(D)	(D)	(D)	BB
7539 pt.	Radiator repair	3	(D)	(D)	(D)	AA
7539 pt.	Brake, front end, and wheel alignment	8	1 661	495	120	27
7539 pt.	Automotive electrical and fuel system services	8	2 785	921	234	42
7539 pt.	Other automotive repair shops, n.e.c.	2	(D)	(D)	(D)	AA
754	Automotive services, except repair	52	10 972	2 762	671	293
7542	Carwashes	27	4 742	1 270	300	150
7549	Automotive services, except repair and carwashes	25	6 230	1 492	371	143
76	Miscellaneous repair services	185	103 013	36 967	9 035	1 340
762	Electrical repair shops	67	57 359	23 230	5 374	777
7622	Radio and television repair shops	21	27 624	10 346	2 313	342
7623, 9	Other electrical and electronic repair shops	46	29 735	12 884	3 061	435
7623	Refrigeration and air-conditioning service and repair shops	16	12 648	4 452	1 008	140
7629	Electrical and electronic repair shops, n.e.c.	30	17 087	8 432	2 053	295
763	Watch, clock, and jewelry repair	3	(D)	(D)	(D)	AA
764	Reupholstery and furniture repair	12	2 268	700	164	34
769	Miscellaneous repair and related services	103	(D)	(D)	(D)	FF
7692	Welding repair	9	(D)	(D)	(D)	AA
7694	Armature rewinding shops	5	2 726	633	150	27
7699	Repair shops and related services, n.e.c.	89	(D)	(D)	(D)	EE
78, 79, 84	Amusement and recreation services, including motion pictures and museums	266	191 820	46 532	9 514	3 022
781, 2	Motion picture production, distribution, and services	28	19 433	4 324	956	148
783	Motion picture theaters	10	(D)	(D)	(D)	CC
7832	Motion picture theaters, except drive-in	10	(D)	(D)	(D)	CC
7833	Drive-in motion picture theaters	—	—	—	—	—
784	Video tape rental	58	14 517	2 713	602	285
792	Theatrical producers (except motion picture), bands, orchestras, and entertainers	13	(D)	(D)	(D)	BB
7922	Theatrical producers (except motion picture) and miscellaneous theatrical services	4	(D)	(D)	(D)	BB
7929	Bands, orchestras, actors, and other entertainers and entertainment groups	9	(D)	(D)	(D)	AA
793	Bowling centers	16	6 520	1 563	423	178
79 ex. 792, 3; 84	Commercial sports and other amusement and recreation services, including museums	141	139 415	36 117	7 095	2 168
794	Commercial sports	11	(D)	(D)	(D)	FF
7941	Professional sports clubs, managers, promoters	—	—	—	—	—
7948	Racing, including track operation	11	(D)	(D)	(D)	FF
79 ex. 792, 3, 4; 84	Other amusement and recreation services, including museums	130	(D)	(D)	(D)	GG
791	Dance studios, schools, and halls	13	1 438	282	84	39
7991	Physical fitness facilities	22	11 188	2 991	796	388
7992	Public golf courses	5	5 855	1 651	255	104
7993	Coin-operated amusement devices	12	3 011	493	105	32
7996	Amusement parks	2	(D)	(D)	(D)	CC
7997	Membership sports and recreation clubs	21	16 249	5 021	850	341
7999, 84	Amusement and recreation services, including museums, n.e.c.	55	(D)	(D)	(D)	EE
7999 pt.	Concession operators of amusement devices and rides	2	(D)	(D)	(D)	AA
7999 pt.	Carnivals, circuses, and fairs	1	(D)	(D)	(D)	AA
7999 pt., 84	Other recreation and amusements, including museums	52	(D)	(D)	(D)	EE

Table 6. Summary Statistics for Firms Subject to Federal Income Tax for Counties With 350 Establishments or More: 1992 — Con.

[Includes only establishments with payroll. For meaning of abbreviations and symbols, see introductory text. For explanation of terms and comparability of 1987 and 1992 censuses, see appendix A. For information on geographic areas followed by ▲, see appendix F]

SIC code	Geographic area and kind of business or operation	Establishments (number)	Receipts (\$1,000)	Annual payroll (\$1,000)	First-quarter payroll (\$1,000)	Paid employees for pay period including March 12 (number)
BUCKS COUNTY—Con.						
80	Health services	1 160	675 695	286 313	62 328	9 948
801	Offices and clinics of doctors of medicine	420	261 513	130 760	27 263	3 057
8011 pt.	Offices of doctors of medicine	415	258 523	129 142	27 026	3 018
8011 pt.	General medical clinics	5	2 990	1 618	237	39
802	Offices and clinics of dentists	296	101 491	36 684	7 906	1 585
803	Offices and clinics of doctors of osteopathy	93	43 122	21 487	4 726	605
804	Offices and clinics of other health practitioners	223	57 425	21 251	4 540	845
8041	Offices and clinics of chiropractors	91	18 549	4 770	1 153	294
8042	Offices and clinics of optometrists	39	9 141	3 108	628	142
8043	Offices and clinics of podiatrists	31	7 919	2 307	535	113
8049	Offices and clinics of health practitioners, n.e.c.	62	21 816	11 066	2 224	296
805	Nursing and personal care facilities	28	87 078	39 266	9 521	2 303
8051	Skilled nursing care facilities	18	72 216	32 052	7 714	1 870
8052	Intermediate care facilities	5	2 764	925	211	62
8059	Nursing and personal care facilities, n.e.c.	5	12 098	6 289	1 596	371
806	Hospitals	1	(D)	(D)	(D)	BB
8062	General medical and surgical hospitals	—	—	—	—	—
8063, 9	Specialty hospitals	1	(D)	(D)	(D)	BB
807, 8, 9	Other health services	99	(D)	(D)	(D)	GG
807	Medical and dental laboratories	49	77 362	20 045	4 520	878
8071	Medical laboratories	34	73 001	18 396	4 162	804
8072	Dental laboratories	15	4 361	1 649	358	74
808	Home health care services	14	5 774	3 304	757	228
809	Miscellaneous health and allied services, n.e.c.	36	(D)	(D)	(D)	EE
8092	Kidney dialysis centers	2	(D)	(D)	(D)	BB
8093	Specialty outpatient facilities, n.e.c.	25	21 891	8 874	2 219	322
8099	Health and allied services, n.e.c.	9	(D)	(D)	(D)	BB
81	Legal services	274	121 651	49 680	10 781	1 366
823, 4, 9	Selected educational services	38	15 053	6 497	1 394	502
823	Libraries	1	(D)	(D)	(D)	AA
824	Vocational schools	7	(D)	(D)	(D)	BB
829	Schools and educational services, n.e.c.	30	11 329	5 162	1 103	444
83	Social services	117	44 275	17 621	4 148	1 563
835	Child day care services	84	18 400	8 832	2 108	1 018
832, 3, 6, 9	Other social services	33	25 875	8 789	2 040	545
87 ex. 8733	Engineering, accounting, research, management, and related services (except noncommercial research organizations)	578	397 268	180 282	39 538	4 748
871	Engineering, architectural, and surveying services	173	200 499	98 433	21 995	2 253
8711	Engineering services	137	(D)	(D)	(D)	GG
8712	Architectural services	23	(D)	(D)	(D)	BB
8713	Surveying services	13	11 343	4 441	821	148
872	Accounting, auditing, and bookkeeping services	166	47 139	16 661	3 517	637
873 ex. 8733	Research, development, and testing services (except noncommercial research organizations)	46	54 736	21 467	4 586	772
8731	Commercial physical and biological research	9	9 339	4 433	1 003	100
8732	Commercial economic, sociological, and educational research	22	22 650	7 110	1 355	246
8734	Testing laboratories	15	22 747	9 924	2 228	426
874	Management and public relations services	193	94 894	43 721	9 440	1 086
8741	Management services	51	36 211	17 866	3 303	327
8742	Management consulting services	101	49 425	22 044	5 331	647
8743	Public relations services	3	(D)	(D)	(D)	AA
8744	Facilities support management services	—	—	—	—	—
8748	Business consulting services, n.e.c.	38	(D)	(D)	(D)	CC
89	Services, n.e.c.	56	20 483	8 363	1 594	176
BUTLER COUNTY						
	Total	876	349 221	121 043	27 373	6 832
70 ex. 704	Hotels, rooming houses, camps, and other lodging places (except membership lodging)	22	19 910	4 529	1 058	758
7011	Hotels and motels	14	18 764	4 364	1 031	745
7011 pt.	Hotels	5	(D)	(D)	(D)	FF
7011 pt.	Motels, motor hotels, and tourist courts	9	(D)	(D)	(D)	CC
702, 3	Other lodging places	8	1 146	165	27	13

Table 6. Summary Statistics for Firms Subject to Federal Income Tax for Counties With 350 Establishments or More: 1992 — Con.

[Includes only establishments with payroll. For meaning of abbreviations and symbols, see introductory text. For explanation of terms and comparability of 1987 and 1992 censuses, see appendix A. For information on geographic areas followed by ▲, see appendix F]

SIC code	Geographic area and kind of business or operation	Establishments (number)	Receipts (\$1,000)	Annual payroll (\$1,000)	First-quarter payroll (\$1,000)	Paid employees for pay period including March 12 (number)
BUTLER COUNTY — Con.						
72	Personal services -----	113	16 207	4 816	1 093	474
721	Laundry, cleaning, and garment services -----	22	3 742	1 129	269	128
7211	Power laundries, family and commercial* -----	—	—	—	—	—
7213	Linen supply* -----	—	—	—	—	—
7215	Coin-operated laundries and drycleaning -----	2	(D)	(D)	(D)	BB
7216	Drycleaning plants, except rug cleaning* -----	15	(D)	(D)	(D)	BB
7217	Carpet and upholstery cleaning -----	3	(D)	(D)	(D)	AA
7218	Industrial laundriers* -----	—	—	—	—	—
7212, 9	Other laundry, cleaning, and garment services* -----	2	(D)	(D)	(D)	AA
722	Photographic studios, portrait -----	8	1 217	158	33	19
723, 4	Beauty and barber shops -----	65	5 944	2 441	527	260
723	Beauty shops -----	61	5 720	2 339	502	254
724	Barber shops -----	4	224	102	25	6
725	Shoe repair shops and shoeshine parlors -----	—	—	—	—	—
726	Funeral service and crematories -----	13	4 511	955	237	48
729	Miscellaneous personal services -----	5	793	133	27	19
73	Business services -----	114	41 872	16 355	4 170	1 359
731	Advertising -----	4	(D)	(D)	(D)	AA
732	Consumer credit reporting agencies, mercantile reporting agencies, and adjustment and collection agencies -----	1	(D)	(D)	(D)	AA
733	Mailing, reproduction, commercial art and photography, and stenographic services -----	5	2 006	554	113	22
734	Services to dwellings and other buildings -----	29	3 976	1 437	360	389
735	Miscellaneous equipment rental and leasing -----	7	3 716	693	131	33
736	Personnel supply services -----	9	5 582	2 986	536	200
737	Computer programming, data processing, and other computer related services -----	29	10 809	5 132	1 162	165
7371, 2, 3	Computer programming, prepackaged software, and integrated systems -----	17	8 217	4 192	929	117
7374, 5, 6	Data processing services -----	1	(D)	(D)	(D)	AA
7377, 8, 9	Computer rental and leasing, maintenance, and related services, n.e.c. -----	11	(D)	(D)	(D)	BB
738	Miscellaneous business services -----	30	(D)	(D)	(D)	FF
75	Automotive repair, services, and parking -----	119	56 323	9 452	2 334	557
751	Automotive rental and leasing, without drivers -----	11	21 820	1 276	373	71
752	Automobile parking -----	—	—	—	—	—
753	Automotive repair shops -----	98	32 600	7 726	1 867	414
7532	Top, body, and upholstery repair shops and paint shops -----	28	9 702	2 982	743	145
7538	General automotive repair shops -----	47	17 591	3 487	814	191
7533, 4, 6, 7, 9	Other automotive repair shops -----	23	5 307	1 257	310	78
754	Automotive services, except repair -----	10	1 903	450	94	72
76	Miscellaneous repair services -----	35	20 451	5 631	1 172	260
762	Electrical repair shops -----	10	2 742	978	224	44
7622	Radio and television repair shops -----	3	(D)	(D)	(D)	AA
7623, 9	Other electrical and electronic repair shops -----	7	(D)	(D)	(D)	BB
763	Watch, clock, and jewelry repair -----	1	(D)	(D)	(D)	AA
764	Reupholstery and furniture repair -----	4	879	320	15	6
769	Miscellaneous repair and related services -----	20	(D)	(D)	(D)	CC
78, 79, 84	Amusement and recreation services, including motion pictures and museums -----	69	(D)	(D)	(D)	EE
781, 2	Motion picture production, distribution, and services -----	3	(D)	(D)	(D)	AA
783	Motion picture theaters -----	6	(D)	(D)	(D)	BB
784	Video tape rental -----	8	(D)	(D)	(D)	BB
792	Theatrical producers (except motion picture), bands, orchestras, and entertainers -----	—	—	—	—	—
793	Bowling centers -----	6	(D)	(D)	(D)	BB
79 ex. 792, 3, 84	Commercial sports and other amusement and recreation services, including museums -----	46	(D)	(D)	(D)	CC
80	Health services -----	229	114 993	48 892	10 710	1 894
801	Offices and clinics of doctors of medicine -----	81	45 051	25 143	5 163	494
802	Offices and clinics of dentists -----	68	17 161	5 921	1 452	339
803	Offices and clinics of doctors of osteopathy -----	3	(D)	(D)	(D)	AA
804	Offices and clinics of other health practitioners -----	52	13 378	4 056	921	237
805	Nursing and personal care facilities -----	8	15 453	6 566	1 547	545
806	Hospitals -----	—	—	—	—	—
807, 8, 9	Other health services -----	17	(D)	(D)	(D)	EE
81	Legal services -----	45	10 536	2 681	594	129
823, 4, 9	Selected educational services -----	2	(D)	(D)	(D)	AA
83	Social services -----	30	9 839	4 102	942	361
835	Child day care services -----	12	1 619	741	188	92
832, 3, 6, 9	Other social services -----	18	8 220	3 361	754	269

Table 6. Summary Statistics for Firms Subject to Federal Income Tax for Counties With 350 Establishments or More: 1992 — Con.

[Includes only establishments with payroll. For meaning of abbreviations and symbols, see introductory text. For explanation of terms and comparability of 1987 and 1992 censuses, see appendix A. For information on geographic areas followed by ▲, see appendix F]

SIC code	Geographic area and kind of business or operation	Establishments (number)	Receipts (\$1,000)	Annual payroll (\$1,000)	First-quarter payroll (\$1,000)	Paid employees for pay period including March 12 (number)
BUTLER COUNTY — Con.						
87 ex. 8733	Engineering, accounting, research, management, and related services (except noncommercial research organizations) -----	88	34 260	17 324	3 928	616
871	Engineering, architectural, and surveying services -----	32	19 290	10 239	2 203	334
872	Accounting, auditing, and bookkeeping services -----	33	4 595	1 328	344	103
873 ex. 8733	Research, development, and testing services (except noncommercial research organizations) -----	6	(D)	(D)	(D)	CC
874	Management and public relations services -----	17	(D)	(D)	(D)	BB
89	Services, n.e.c. -----	10	(D)	(D)	(D)	BB
CAMBRIA COUNTY						
	Total -----	836	338 885	131 247	30 085	6 143
70 ex. 704	Hotels, rooming houses, camps, and other lodging places (except membership lodging) -----	15	11 697	2 593	590	323
7011	Hotels and motels -----	13	(D)	(D)	(D)	EE
7011 pt.	Hotels -----	8	(D)	(D)	(D)	CC
7011 pt.	Motels, motor hotels, and tourist courts -----	5	(D)	(D)	(D)	BB
702, 3	Other lodging places -----	2	(D)	(D)	(D)	AA
72	Personal services -----	123	18 918	6 211	1 443	633
721	Laundry, cleaning, and garment services -----	15	2 484	1 095	228	114
7211	Power laundries, family and commercial* -----	1	(D)	(D)	(D)	BB
7213	Linen supply* -----	—	—	—	—	—
7215	Coin-operated laundries and drycleaning -----	6	538	131	35	20
7216	Drycleaning plants, except rug cleaning* -----	5	(D)	(D)	(D)	AA
7217	Carpet and upholstery cleaning -----	2	(D)	(D)	(D)	AA
7218	Industrial laundrers* -----	—	—	—	—	—
7212, 9	Other laundry, cleaning, and garment services* -----	1	(D)	(D)	(D)	AA
722	Photographic studios, portrait -----	8	(D)	(D)	(D)	BB
723, 4	Beauty and barber shops -----	64	4 946	2 009	472	229
723	Beauty shops -----	56	4 601	1 880	445	218
724	Barber shops -----	8	345	129	27	11
725	Shoe repair shops and shoeshine parlors -----	2	(D)	(D)	(D)	AA
726	Funeral service and crematories -----	19	7 514	1 728	362	80
729	Miscellaneous personal services -----	15	(D)	(D)	(D)	CC
73	Business services -----	76	45 557	13 747	2 929	1 044
731	Advertising -----	2	(D)	(D)	(D)	BB
732	Consumer credit reporting agencies, mercantile reporting agencies, and adjustment and collection agencies -----	3	(D)	(D)	(D)	AA
733	Mailing, reproduction, commercial art and photography, and stenographic services -----	9	(D)	(D)	(D)	BB
734	Services to dwellings and other buildings -----	16	4 795	2 293	512	265
735	Miscellaneous equipment rental and leasing -----	10	2 343	743	165	33
736	Personnel supply services -----	9	(D)	(D)	(D)	EE
737	Computer programming, data processing, and other computer related services -----	8	(D)	(D)	(D)	CC
7371, 2, 3	Computer programming, prepackaged software, and integrated systems -----	4	(D)	(D)	(D)	BB
7374, 5, 6	Data processing services -----	2	(D)	(D)	(D)	BB
7377, 8, 9	Computer rental and leasing, maintenance, and related services, n.e.c. -----	2	(D)	(D)	(D)	AA
738	Miscellaneous business services -----	19	8 066	1 788	389	154
75	Automotive repair, services, and parking -----	69	12 799	2 719	620	224
751	Automotive rental and leasing, without drivers -----	4	(D)	(D)	(D)	BB
752	Automobile parking -----	1	(D)	(D)	(D)	AA
753	Automotive repair shops -----	57	10 054	2 099	496	161
7532	Top, body, and upholstery repair shops and paint shops -----	15	2 384	449	119	45
7538	General automotive repair shops -----	33	4 226	708	160	63
7533, 4, 6, 7, 9	Other automotive repair shops -----	9	3 444	942	217	53
754	Automotive services, except repair -----	7	(D)	(D)	(D)	BB
76	Miscellaneous repair services -----	42	27 583	10 427	2 536	464
762	Electrical repair shops -----	12	8 164	3 255	814	180
7622	Radio and television repair shops -----	1	(D)	(D)	(D)	AA
7623, 9	Other electrical and electronic repair shops -----	11	(D)	(D)	(D)	CC
763	Watch, clock, and jewelry repair -----	2	(D)	(D)	(D)	AA
764	Reupholstery and furniture repair -----	2	(D)	(D)	(D)	AA
769	Miscellaneous repair and related services -----	26	19 107	7 101	1 708	277
78, 79, 84	Amusement and recreation services, including motion pictures and museums -----	61	9 473	2 301	493	302
781, 2	Motion picture production, distribution, and services -----	—	—	—	—	—
783	Motion picture theaters -----	6	(D)	(D)	(D)	BB
784	Video tape rental -----	17	1 763	247	62	49
792	Theatrical producers (except motion picture), bands, orchestras, and entertainers -----	—	—	—	—	—
793	Bowling centers -----	6	(D)	(D)	(D)	BB
79 ex. 792, 3; 84	Commercial sports and other amusement and recreation services, including museums -----	32	4 937	1 390	274	175

Table 6. Summary Statistics for Firms Subject to Federal Income Tax for Counties With 350 Establishments or More: 1992 — Con.

[Includes only establishments with payroll. For meaning of abbreviations and symbols, see introductory text. For explanation of terms and comparability of 1987 and 1992 censuses, see appendix A. For information on geographic areas followed by ▲, see appendix F]

SIC code	Geographic area and kind of business or operation	Establishments (number)	Receipts (\$1,000)	Annual payroll (\$1,000)	First-quarter payroll (\$1,000)	Paid employees for pay period including March 12 (number)
CAMBRIA COUNTY — Con.						
80	Health services	285	132 364	62 000	12 756	1 780
801	Offices and clinics of doctors of medicine	147	77 082	43 386	8 558	771
802	Offices and clinics of dentists	68	14 881	5 108	1 058	253
803	Offices and clinics of doctors of osteopathy	7	(D)	(D)	(D)	BB
804	Offices and clinics of other health practitioners	41	20 987	4 810	1 067	212
805	Nursing and personal care facilities	5	(D)	(D)	(D)	EE
806	Hospitals	—	—	—	—	—
807, 8, 9	Other health services	17	(D)	(D)	(D)	CC
81	Legal services	69	16 842	3 370	755	200
823, 4, 9	Selected educational services	5	(D)	(D)	(D)	AA
83	Social services	22	(D)	(D)	(D)	CC
835	Child day care services	7	(D)	(D)	(D)	BB
832, 3, 6, 9	Other social services	15	3 364	1 171	287	148
87 ex. 8733	Engineering, accounting, research, management, and related services (except noncommercial research organizations)	67	59 246	26 302	7 581	984
871	Engineering, architectural, and surveying services	21	43 015	19 608	6 016	689
872	Accounting, auditing, and bookkeeping services	32	(D)	(D)	(D)	CC
873 ex. 8733	Research, development, and testing services (except noncommercial research organizations)	5	(D)	(D)	(D)	BB
874	Management and public relations services	9	7 994	3 698	857	123
89	Services, n.e.c.	2	(D)	(D)	(D)	AA
CENTRE COUNTY (Coextensive with State College, PA MSA; see table 7a.)						
CHESTER COUNTY						
Total		3 061	2 526 410	955 196	221 768	32 307
70 ex. 704	Hotels, rooming houses, camps, and other lodging places (except membership lodging)	32	37 587	10 139	2 087	684
7011	Hotels and motels	22	32 763	8 882	1 850	606
7011 pt.	Hotels	15	30 653	8 520	1 780	562
7011 pt.	Hotels, 25 guestrooms or more	14	(D)	(D)	(D)	FF
7011 pt.	Hotels, less than 25 guestrooms	1	(D)	(D)	(D)	AA
7011 pt.	Motels, motor hotels, and tourist courts	7	2 110	362	70	44
7011 pt.	Motels, tourist courts	3	(D)	(D)	(D)	BB
7011 pt.	Motor hotels	4	(D)	(D)	(D)	BB
702, 3	Other lodging places	10	4 824	1 257	237	78
702	Rooming and boarding houses	2	(D)	(D)	(D)	BB
703	Camps and recreational vehicle parks	8	(D)	(D)	(D)	BB
72	Personal services	272	74 853	23 565	5 577	1 600
721	Laundry, cleaning, and garment services	58	36 486	10 928	2 612	580
7211	Power laundries, family and commercial*	1	(D)	(D)	(D)	BB
7213	Linen supply*	2	(D)	(D)	(D)	BB
7215	Coin-operated laundries and drycleaning	13	(D)	(D)	(D)	CC
7216	Drycleaning plants, except rug cleaning*	22	5 699	2 152	472	173
7217	Carpet and upholstery cleaning	9	991	258	70	28
7218	Industrial launderers*	2	(D)	(D)	(D)	BB
7212, 9	Other laundry, cleaning, and garment services*	9	(D)	(D)	(D)	BB
7212	Garment pressing, and agents for laundries and drycleaners	5	939	384	182	16
7219	Laundry and garment services, n.e.c.*	4	(D)	(D)	(D)	AA
722	Photographic studios, portrait	16	2 059	456	106	47
723, 4	Beauty and barber shops	145	20 022	8 890	2 047	695
723	Beauty shops	129	18 726	8 391	1 932	661
724	Barber shops	16	1 296	499	115	34
725	Shoe repair shops and shoeshine parlors	1	(D)	(D)	(D)	AA
726	Funeral service and crematories	19	8 525	1 575	332	63
729	Miscellaneous personal services	33	(D)	(D)	(D)	CC
7291	Tax return preparation services	8	1 275	526	185	88
7299	Miscellaneous personal services, n.e.c.	25	(D)	(D)	(D)	CC

Table 6. Summary Statistics for Firms Subject to Federal Income Tax for Counties With 350 Establishments or More: 1992 — Con.

[Includes only establishments with payroll. For meaning of abbreviations and symbols, see introductory text. For explanation of terms and comparability of 1987 and 1992 censuses, see appendix A. For information on geographic areas followed by ▲, see appendix F]

SIC code	Geographic area and kind of business or operation	Establishments (number)	Receipts (\$1,000)	Annual payroll (\$1,000)	First-quarter payroll (\$1,000)	Paid employees for pay period including March 12 (number)
CHESTER COUNTY — Con.						
73	Business services -----	677	858 278	313 239	74 126	10 648
731	Advertising -----	47	69 105	23 415	5 320	615
7311	Advertising agencies -----	36	35 440	9 992	2 083	244
7312	Outdoor advertising services -----	—	—	—	—	—
7313	Radio, television, publishers' advertising representatives -----	7	(D)	(D)	(D)	EE
7319	Advertising, n.e.c. -----	4	(D)	(D)	(D)	BB
732	Consumer credit reporting agencies, mercantile reporting agencies, and adjustment and collection agencies -----	11	6 101	2 694	625	113
7322	Adjustment and collection services -----	11	6 101	2 694	625	113
7323	Credit reporting services -----	—	—	—	—	—
733	Mailing, reproduction, commercial art and photography, and stenographic services -----	62	91 726	15 432	3 144	378
7331	Direct mail advertising services -----	14	(D)	(D)	(D)	CC
7334	Photocopying and duplicating services -----	8	(D)	(D)	(D)	BB
7335, 6	Commercial photography, art, and graphics -----	29	14 288	4 734	803	106
7335	Commercial photography -----	3	690	139	34	4
7336	Commercial art and graphic design -----	26	13 598	4 595	769	102
7338	Secretarial and court reporting services -----	11	1 123	666	146	39
734	Services to dwellings and other buildings -----	118	32 601	14 690	3 462	1 309
7342	Disinfecting and pest control services -----	10	4 572	2 104	438	76
7349	Building cleaning and maintenance services, n.e.c. -----	108	28 029	12 586	3 024	1 233
735	Miscellaneous equipment rental and leasing -----	34	30 626	7 718	1 838	381
7352	Medical equipment rental and leasing -----	2	(D)	(D)	(D)	AA
7353	Heavy construction equipment rental and leasing -----	3	(D)	(D)	(D)	AA
7359	Equipment rental and leasing, n.e.c. -----	29	26 137	6 546	1 643	349
736	Personnel supply services -----	61	53 362	35 194	8 539	2 277
7361	Employment agencies -----	28	10 487	5 766	1 681	517
7363	Help supply services -----	33	42 875	29 428	6 858	1 760
7363 pt.	Temporary help supply -----	24	(D)	(D)	(D)	GG
7363 pt.	Help supply, except temporary -----	9	(D)	(D)	(D)	EE
737	Computer programming, data processing, and other computer related services -----	222	473 884	183 112	44 081	4 164
7371, 2, 3	Computer programming, prepackaged software, and integrated systems -----	143	213 629	75 044	17 601	1 353
7371	Computer programming services -----	93	55 003	28 794	7 118	554
7372	Prepackaged software -----	25	92 255	25 049	5 345	357
7373	Computer integrated systems -----	25	66 371	21 201	5 138	442
7374, 5, 6	Data processing services -----	27	176 981	72 764	18 067	1 990
7374, 5	Computer processing, information retrieval -----	24	(D)	(D)	(D)	FF
7376	Computer facilities management services -----	3	(D)	(D)	(D)	GG
7377, 8, 9	Computer rental and leasing, maintenance, and related services, n.e.c. -----	52	83 274	35 304	8 413	821
7377	Computer rental and leasing -----	5	7 070	2 385	623	43
7378	Computer maintenance and repair -----	7	(D)	(D)	(D)	FF
7379	Computer related services, n.e.c. -----	40	(D)	(D)	(D)	EE
738	Miscellaneous business services -----	122	100 873	30 984	7 117	1 411
7381, 2	Detective agencies and protective services -----	14	9 797	5 640	1 308	518
7381	Detective, guard, and armored car services -----	9	6 451	4 339	1 010	466
7382	Security systems services -----	5	3 346	1 301	298	52
7383	News syndicates -----	1	(D)	(D)	(D)	AA
7384	Photofinishing laboratories* -----	11	(D)	(D)	(D)	BB
7389	Business services, n.e.c. -----	96	88 820	24 958	5 716	854
7389 pt.	Sign painting shops -----	2	(D)	(D)	(D)	AA
7389 pt.	Interior designing -----	7	2 217	360	91	17
7389 pt.	Telephone answering services -----	5	952	436	112	68
7389 pt.	Other business services -----	82	(D)	(D)	(D)	FF
75	Automotive repair, services, and parking -----	268	114 824	27 217	6 683	1 346
751	Automotive rental and leasing, without drivers -----	15	18 470	1 806	499	86
7513	Truck rental and leasing, without drivers -----	5	(D)	(D)	(D)	BB
7514, 5	Passenger car rental and leasing -----	10	(D)	(D)	(D)	BB
7514	Passenger car rental -----	8	(D)	(D)	(D)	BB
7515	Passenger car leasing -----	2	(D)	(D)	(D)	AA
7519	Utility trailer and recreational vehicle rental -----	—	—	—	—	—
752	Automobile parking -----	1	(D)	(D)	(D)	AA
753	Automotive repair shops -----	224	86 912	22 152	5 547	1 016
7532	Top, body, and upholstery repair shops and paint shops -----	68	33 615	9 191	2 307	414
7532 pt.	Top and body repair shops -----	66	(D)	(D)	(D)	EE
7532 pt.	Paint shops -----	2	(D)	(D)	(D)	AA
7538	General automotive repair shops -----	138	45 938	10 815	2 718	516
7538 pt.	General automotive repair shops, except diesel -----	123	36 467	8 968	2 196	424
7538 pt.	Diesel repair shops -----	15	9 471	1 847	522	92
7533, 4, 6, 7, 9	Other automotive repair shops -----	18	7 359	2 146	522	86
7533	Automotive exhaust system repair shops -----	4	(D)	(D)	(D)	AA
7534	Tire retreading and repair shops -----	—	—	—	—	—
7536	Automotive glass replacement shops -----	3	(D)	(D)	(D)	AA
7537	Automotive transmission repair shops -----	8	2 740	879	221	35
7539	Automotive repair shops, n.e.c. -----	3	(D)	(D)	(D)	AA
7539 pt.	Radiator repair -----	1	(D)	(D)	(D)	AA
7539 pt.	Brake, front end, and wheel alignment -----	—	—	—	—	—
7539 pt.	Automotive electrical and fuel system services -----	—	—	—	—	—
7539 pt.	Other automotive repair shops, n.e.c. -----	2	(D)	(D)	(D)	AA
754	Automotive services, except repair -----	28	(D)	(D)	(D)	CC
7542	Carwashes -----	17	5 379	2 156	388	149
7549	Automotive services, except repair and carwashes -----	11	(D)	(D)	(D)	BB

Table 6. Summary Statistics for Firms Subject to Federal Income Tax for Counties With 350 Establishments or More: 1992 — Con.

[Includes only establishments with payroll. For meaning of abbreviations and symbols, see introductory text. For explanation of terms and comparability of 1987 and 1992 censuses, see appendix A. For information on geographic areas followed by ▲, see appendix F]

SIC code	Geographic area and kind of business or operation	Establishments (number)	Receipts (\$1,000)	Annual payroll (\$1,000)	First-quarter payroll (\$1,000)	Paid employees for pay period including March 12 (number)
CHESTER COUNTY—Con.						
76	Miscellaneous repair services -----	102	82 751	26 436	5 805	827
762	Electrical repair shops -----	26	53 085	19 416	4 108	491
7622	Radio and television repair shops -----	3	704	121	36	9
7623, 9	Other electrical and electronic repair shops -----	23	52 381	19 295	4 072	482
7623	Refrigeration and air-conditioning service and repair shops -----	7	11 079	3 412	717	70
7629	Electrical and electronic repair shops, n.e.c. -----	16	41 302	15 883	3 355	412
763	Watch, clock, and jewelry repair -----	1	(D)	(D)	(D)	AA
764	Reupholstery and furniture repair -----	15	2 331	605	130	41
769	Miscellaneous repair and related services -----	60	(D)	(D)	(D)	EE
7692	Welding repair -----	9	6 310	913	197	52
7694	Armature rewinding shops -----	1	(D)	(D)	(D)	AA
7699	Repair shops and related services, n.e.c. -----	50	(D)	(D)	(D)	CC
78, 79, 84	Amusement and recreation services, including motion pictures and museums -----	133	61 130	12 598	2 308	1 222
781, 2	Motion picture production, distribution, and services -----	12	4 504	1 159	253	34
783	Motion picture theaters -----	5	(D)	(D)	(D)	CC
7832	Motion picture theaters, except drive-in -----	5	(D)	(D)	(D)	CC
7833	Drive-in motion picture theaters -----	—	—	—	—	—
784	Video tape rental -----	30	5 336	951	213	162
792	Theatrical producers (except motion picture), bands, orchestras, and entertainers -----	13	18 950	3 431	485	167
7922	Theatrical producers (except motion picture) and miscellaneous theatrical services -----	6	(D)	(D)	(D)	CC
7929	Bands, orchestras, actors, and other entertainers and entertainment groups -----	7	(D)	(D)	(D)	BB
793	Bowling centers -----	6	(D)	(D)	(D)	BB
79 ex. 792, 3, 84	Commercial sports and other amusement and recreation services, including museums -----	67	24 008	5 879	1 055	681
794	Commercial sports -----	6	1 199	359	82	17
7941	Professional sports clubs, managers, promoters -----	1	(D)	(D)	(D)	AA
7948	Racing, including track operation -----	5	(D)	(D)	(D)	AA
79 ex. 792, 3, 4, 84	Other amusement and recreation services, including museums -----	61	22 809	5 520	973	664
791	Dance studios, schools, and halls -----	6	786	160	39	22
7991	Physical fitness facilities -----	12	4 985	1 244	280	161
7992	Public golf courses -----	5	3 425	822	170	58
7993	Coin-operated amusement devices -----	—	—	—	—	—
7996	Amusement parks -----	2	(D)	(D)	(D)	CC
7997	Membership sports and recreation clubs -----	9	3 158	915	204	90
7999, 84	Amusement and recreation services, including museums, n.e.c. -----	27	(D)	(D)	(D)	CC
7999 pt.	Concession operators of amusement devices and rides -----	3	(D)	(D)	(D)	AA
7999 pt.	Carnivals, circuses, and fairs -----	—	—	—	—	—
7999 pt., 84	Other recreation and amusements, including museums -----	24	(D)	(D)	(D)	CC
80	Health services -----	654	375 907	173 261	36 171	5 358
801	Offices and clinics of doctors of medicine -----	267	171 599	91 306	17 821	1 758
8011 pt.	Offices of doctors of medicine -----	264	169 724	90 668	17 596	1 723
8011 pt.	General medical clinics -----	3	1 875	638	225	35
802	Offices and clinics of dentists -----	181	65 475	25 740	5 683	925
803	Offices and clinics of doctors of osteopathy -----	27	14 173	5 349	1 197	201
804	Offices and clinics of other health practitioners -----	116	36 472	14 088	2 822	686
8041	Offices and clinics of chiropractors -----	35	6 113	1 271	318	88
8042	Offices and clinics of optometrists -----	23	5 547	1 071	251	72
8043	Offices and clinics of podiatrists -----	16	3 976	1 443	319	55
8049	Offices and clinics of health practitioners, n.e.c. -----	42	20 836	10 303	1 934	471
805	Nursing and personal care facilities -----	9	35 558	15 519	3 651	864
8051	Skilled nursing care facilities -----	9	35 558	15 519	3 651	864
8052	Intermediate care facilities -----	—	—	—	—	—
8059	Nursing and personal care facilities, n.e.c. -----	—	—	—	—	—
806	Hospitals -----	1	(D)	(D)	(D)	BB
8062	General medical and surgical hospitals -----	—	—	—	—	—
8063, 9	Specialty hospitals -----	1	(D)	(D)	(D)	BB
807, 8, 9	Other health services -----	53	(D)	(D)	(D)	FF
807	Medical and dental laboratories -----	14	4 792	1 248	286	61
8071	Medical laboratories -----	8	3 619	811	187	42
8072	Dental laboratories -----	6	1 173	437	99	19
808	Home health care services -----	8	19 686	7 996	2 059	464
809	Miscellaneous health and allied services, n.e.c. -----	31	(D)	(D)	(D)	EE
8092	Kidney dialysis centers -----	2	(D)	(D)	(D)	BB
8093	Specialty outpatient facilities, n.e.c. -----	20	19 792	8 322	1 875	275
8099	Health and allied services, n.e.c. -----	9	(D)	(D)	(D)	BB
81	Legal services -----	193	100 724	40 834	9 237	1 038
823, 4, 9	Selected educational services -----	22	5 736	2 283	546	137
823	Libraries -----	—	—	—	—	—
824	Vocational schools -----	7	(D)	(D)	(D)	BB
829	Schools and educational services, n.e.c. -----	15	(D)	(D)	(D)	CC
83	Social services -----	111	55 872	23 291	5 445	1 702
835	Child day care services -----	59	13 042	6 259	1 478	700
832, 3, 6, 9	Other social services -----	52	42 830	17 032	3 967	1 002

Table 6. Summary Statistics for Firms Subject to Federal Income Tax for Counties With 350 Establishments or More: 1992 — Con.

[Includes only establishments with payroll. For meaning of abbreviations and symbols, see introductory text. For explanation of terms and comparability of 1987 and 1992 censuses, see appendix A. For information on geographic areas followed by ▲, see appendix F]

SIC code	Geographic area and kind of business or operation	Establishments (number)	Receipts (\$1,000)	Annual payroll (\$1,000)	First-quarter payroll (\$1,000)	Paid employees for pay period including March 12 (number)
CHESTER COUNTY — Con.						
87 ex. 8733	Engineering, accounting, research, management, and related services (except noncommercial research organizations) -----	543	663 290	272 018	66 344	6 941
871	Engineering, architectural, and surveying services -----	164	242 884	103 662	23 239	2 422
8711	Engineering services -----	114	222 699	92 999	20 729	2 109
8712	Architectural services -----	38	15 329	7 652	1 821	232
8713	Surveying services -----	12	4 856	3 011	689	81
872	Accounting, auditing, and bookkeeping services -----	115	41 318	15 229	3 796	584
873 ex. 8733	Research, development, and testing services (except noncommercial research organizations) -----	38	205 648	82 191	23 016	1 813
8731	Commercial physical and biological research -----	14	(D)	(D)	(D)	GG
8732	Commercial economic, sociological, and educational research -----	15	15 368	5 866	2 705	323
8734	Testing laboratories -----	9	(D)	(D)	(D)	CC
874	Management and public relations services -----	226	173 440	70 936	16 293	2 122
8741	Management services -----	54	100 978	37 185	8 908	989
8742	Management consulting services -----	130	49 933	24 148	5 158	772
8743	Public relations services -----	8	(D)	(D)	(D)	BB
8744	Facilities support management services -----	1	(D)	(D)	(D)	CC
8748	Business consulting services, n.e.c. -----	33	12 376	5 391	1 221	211
89	Services, n.e.c. -----	54	95 458	30 315	7 439	804
CLEARFIELD COUNTY						
	Total -----	418	158 365	54 690	12 031	3 189
70 ex. 704	Hotels, rooming houses, camps, and other lodging places (except membership lodging) -----	12	12 592	3 105	530	294
7011	Hotels and motels -----	12	12 592	3 105	530	294
7011 pt.	Hotels -----	8	(D)	(D)	(D)	CC
7011 pt.	Motels, motor hotels, and tourist courts -----	4	(D)	(D)	(D)	BB
702, 3	Other lodging places -----	—	—	—	—	—
72	Personal services -----	61	12 558	3 802	847	301
721	Laundry, cleaning, and garment services -----	13	(D)	(D)	(D)	CC
7211	Power laundries, family and commercial* -----	—	—	—	—	—
7213	Linen supply* -----	1	(D)	(D)	(D)	BB
7215	Coin-operated laundries and drycleaning -----	1	(D)	(D)	(D)	AA
7216	Drycleaning plants, except rug cleaning* -----	8	741	226	61	32
7217	Carpet and upholstery cleaning -----	—	—	—	—	—
7218	Industrial launderers* -----	1	(D)	(D)	(D)	BB
7212, 9	Other laundry, cleaning, and garment services* -----	2	(D)	(D)	(D)	AA
722	Photographic studios, portrait -----	5	752	95	13	7
723, 4	Beauty and barber shops -----	23	1 452	473	110	71
723	Beauty shops -----	22	(D)	(D)	(D)	BB
724	Barber shops -----	1	(D)	(D)	(D)	AA
725	Shoe repair shops and shoeshine parlors -----	—	—	—	—	—
726	Funeral service and crematories -----	12	3 270	816	184	47
729	Miscellaneous personal services -----	8	(D)	(D)	(D)	BB
73	Business services -----	42	25 922	11 104	2 614	763
731	Advertising -----	—	—	—	—	—
732	Consumer credit reporting agencies, mercantile reporting agencies, and adjustment and collection agencies -----	—	—	—	—	—
733	Mailing, reproduction, commercial art and photography, and stenographic services -----	—	—	—	—	—
734	Services to dwellings and other buildings -----	10	1 023	374	75	50
735	Miscellaneous equipment rental and leasing -----	8	11 111	2 297	531	163
736	Personnel supply services -----	8	10 086	7 185	1 639	411
737	Computer programming, data processing, and other computer related services -----	5	1 546	426	99	24
7371, 2, 3	Computer programming, prepackaged software, and integrated systems -----	1	(D)	(D)	(D)	AA
7374, 5, 6	Data processing services -----	3	(D)	(D)	(D)	AA
7377, 8, 9	Computer rental and leasing, maintenance, and related services, n.e.c. -----	1	(D)	(D)	(D)	AA
738	Miscellaneous business services -----	11	2 156	822	270	115
75	Automotive repair, services, and parking -----	40	10 150	1 687	393	108
751	Automotive rental and leasing, without drivers -----	4	(D)	(D)	(D)	AA
752	Automobile parking -----	—	—	—	—	—
753	Automotive repair shops -----	34	6 600	1 268	285	90
7532	Top, body, and upholstery repair shops and paint shops -----	12	1 803	316	74	27
7538	General automotive repair shops -----	17	3 147	589	140	45
7533, 4, 6, 7, 9	Other automotive repair shops -----	5	1 650	363	71	18
754	Automotive services, except repair -----	2	(D)	(D)	(D)	AA
76	Miscellaneous repair services -----	23	12 149	3 058	684	147
762	Electrical repair shops -----	5	959	428	100	22
7622	Radio and television repair shops -----	—	—	—	—	—
7623, 9	Other electrical and electronic repair shops -----	5	959	428	100	22
763	Watch, clock, and jewelry repair -----	—	—	—	—	—
764	Reupholstery and furniture repair -----	—	—	—	—	—
769	Miscellaneous repair and related services -----	18	11 190	2 630	584	125

Table 6. Summary Statistics for Firms Subject to Federal Income Tax for Counties With 350 Establishments or More: 1992 — Con.

[Includes only establishments with payroll. For meaning of abbreviations and symbols, see introductory text. For explanation of terms and comparability of 1987 and 1992 censuses, see appendix A. For information on geographic areas followed by ▲, see appendix F]

SIC code	Geographic area and kind of business or operation	Establishments (number)	Receipts (\$1,000)	Annual payroll (\$1,000)	First-quarter payroll (\$1,000)	Paid employees for pay period including March 12 (number)
CLEARFIELD COUNTY—Con.						
78, 79, 84	Amusement and recreation services, including motion pictures and museums	18	3 950	677	134	71
781, 2	Motion picture production, distribution, and services	—	—	—	—	—
783	Motion picture theaters	2	(D)	(D)	(D)	AA
784	Video tape rental	4	490	87	27	10
792	Theatrical producers (except motion picture), bands, orchestras, and entertainers	1	(D)	(D)	(D)	AA
793	Bowling centers	2	(D)	(D)	(D)	AA
79 ex. 792, 3; 84	Commercial sports and other amusement and recreation services, including museums	9	1 325	205	34	27
80	Health services	132	55 353	21 722	4 535	949
801	Offices and clinics of doctors of medicine	69	28 153	12 515	2 445	321
802	Offices and clinics of dentists	26	5 859	1 770	388	105
803	Offices and clinics of doctors of osteopathy	5	1 307	167	35	17
804	Offices and clinics of other health practitioners	23	4 992	1 896	416	123
805	Nursing and personal care facilities	4	(D)	(D)	(D)	EE
806	Hospitals	—	—	—	—	—
807, 8, 9	Other health services	5	(D)	(D)	(D)	BB
81	Legal services	34	6 508	1 452	309	89
823, 4, 9	Selected educational services	1	(D)	(D)	(D)	BB
83	Social services	13	(D)	(D)	(D)	CC
835	Child day care services	6	(D)	(D)	(D)	AA
832, 3, 6, 9	Other social services	7	1 108	561	139	91
87 ex. 8733	Engineering, accounting, research, management, and related services (except noncommercial research organizations)	40	16 182	6 715	1 602	334
871	Engineering, architectural, and surveying services	17	9 592	4 198	935	171
872	Accounting, auditing, and bookkeeping services	15	5 126	2 026	537	125
873 ex. 87333	Research, development, and testing services (except noncommercial research organizations)	3	445	174	43	18
874	Management and public relations services	5	1 019	317	87	20
89	Services, n.e.c.	2	(D)	(D)	(D)	AA
CRAWFORD COUNTY						
	Total	455	148 248	49 855	10 524	2 939
70 ex. 704	Hotels, rooming houses, camps, and other lodging places (except membership lodging)	18	9 711	2 931	510	498
7011	Hotels and motels	14	9 473	2 902	505	497
7011 pt.	Hotels	6	5 337	1 584	325	384
7011 pt.	Motels, motor hotels, and tourist courts	8	4 136	1 318	180	113
702, 3	Other lodging places	4	238	29	5	1
72	Personal services	56	11 529	3 611	780	239
721	Laundry, cleaning, and garment services	12	5 331	1 487	378	88
7211	Power laundries, family and commercial*	—	—	—	—	—
7213	Linen supply*	1	(D)	(D)	(D)	AA
7215	Coin-operated laundries and drycleaning	1	(D)	(D)	(D)	AA
7216	Drycleaning plants, except rug cleaning*	3	(D)	(D)	(D)	BB
7217	Carpet and upholstery cleaning	3	(D)	(D)	(D)	AA
7218	Industrial launderers*	2	(D)	(D)	(D)	BB
7212, 9	Other laundry, cleaning, and garment services*	2	(D)	(D)	(D)	AA
722	Photographic studios, portrait	5	(D)	(D)	(D)	AA
723, 4	Beauty and barber shops	27	2 077	819	188	103
723	Beauty shops	27	2 077	819	188	103
724	Barber shops	—	—	—	—	—
725	Shoe repair shops and shoeshine parlors	—	—	—	—	—
726	Funeral service and crematories	9	2 534	667	127	21
729	Miscellaneous personal services	3	(D)	(D)	(D)	AA
73	Business services	33	7 141	2 908	613	262
731	Advertising	3	659	305	53	8
732	Consumer credit reporting agencies, mercantile reporting agencies, and adjustment and collection agencies	1	(D)	(D)	(D)	BB
733	Mailing, reproduction, commercial art and photography, and stenographic services	3	(D)	(D)	(D)	AA
734	Services to dwellings and other buildings	14	2 848	1 177	262	146
735	Miscellaneous equipment rental and leasing	—	—	—	—	—
736	Personnel supply services	2	(D)	(D)	(D)	BB
737	Computer programming, data processing, and other computer related services	3	(D)	(D)	(D)	AA
7371, 2, 3	Computer programming, prepackaged software, and integrated systems	2	(D)	(D)	(D)	AA
7374, 5, 6	Data processing services	—	—	—	—	—
7377, 8, 9	Computer rental and leasing, maintenance, and related services, n.e.c.	1	(D)	(D)	(D)	AA
738	Miscellaneous business services	7	1 318	321	63	36

Table 6. Summary Statistics for Firms Subject to Federal Income Tax for Counties With 350 Establishments or More: 1992 — Con.

[Includes only establishments with payroll. For meaning of abbreviations and symbols, see introductory text. For explanation of terms and comparability of 1987 and 1992 censuses, see appendix A. For information on geographic areas followed by ▲, see appendix F]

SIC code	Geographic area and kind of business or operation	Establishments (number)	Receipts (\$1,000)	Annual payroll (\$1,000)	First-quarter payroll (\$1,000)	Paid employees for pay period including March 12 (number)
CRAWFORD COUNTY — Con.						
75	Automotive repair, services, and parking	53	10 216	1 718	431	126
751	Automotive rental and leasing, without drivers	2	(D)	(D)	(D)	AA
752	Automobile parking	—	—	—	—	—
753	Automotive repair shops	46	8 671	1 527	384	109
7532	Top, body, and upholstery repair shops and paint shops	12	2 227	496	125	35
7538	General automotive repair shops	27	4 501	588	152	49
7533, 4, 6, 7, 9	Other automotive repair shops	7	1 943	443	107	25
754	Automotive services, except repair	5	(D)	(D)	(D)	AA
76	Miscellaneous repair services	15	4 497	1 281	226	76
762	Electrical repair shops	3	(D)	(D)	(D)	BB
7622	Radio and television repair shops	1	(D)	(D)	(D)	AA
7623, 9	Other electrical and electronic repair shops	2	(D)	(D)	(D)	BB
763	Watch, clock, and jewelry repair	—	—	—	—	—
764	Reupholstery and furniture repair	2	(D)	(D)	(D)	AA
769	Miscellaneous repair and related services	10	(D)	(D)	(D)	BB
78, 79, 84	Amusement and recreation services, including motion pictures and museums	37	12 077	3 222	514	190
781, 2	Motion picture production, distribution, and services	1	(D)	(D)	(D)	AA
783	Motion picture theaters	2	(D)	(D)	(D)	AA
784	Video tape rental	8	1 873	341	88	42
792	Theatrical producers (except motion picture), bands, orchestras, and entertainers	—	—	—	—	—
793	Bowling centers	6	(D)	(D)	(D)	BB
79 ex. 792, 3; 84	Commercial sports and other amusement and recreation services, including museums	20	8 424	2 460	289	102
80	Health services	149	65 800	25 366	5 367	1 065
801	Offices and clinics of doctors of medicine	72	28 699	13 018	2 776	358
802	Offices and clinics of dentists	29	7 043	1 896	451	127
803	Offices and clinics of doctors of osteopathy	6	1 934	618	131	33
804	Offices and clinics of other health practitioners	30	7 628	2 348	516	126
805	Nursing and personal care facilities	8	13 498	6 204	1 187	369
806	Hospitals	—	—	—	—	—
807, 8, 9	Other health services	4	6 998	1 282	306	52
81	Legal services	36	8 588	2 290	489	136
823, 4, 9	Selected educational services	6	917	323	74	28
83	Social services	12	784	331	68	39
835	Child day care services	7	275	155	29	26
832, 3, 6, 9	Other social services	5	509	176	39	13
87 ex. 8733	Engineering, accounting, research, management, and related services (except noncommercial research organizations)	33	12 928	4 751	1 208	236
871	Engineering, architectural, and surveying services	8	(D)	(D)	(D)	BB
872	Accounting, auditing, and bookkeeping services	18	5 050	1 791	456	106
873 ex. 8733	Research, development, and testing services (except noncommercial research organizations)	2	(D)	(D)	(D)	BB
874	Management and public relations services	5	1 567	891	194	26
89	Services, n.e.c.	7	4 060	1 123	244	44
CUMBERLAND COUNTY						
	Total	1 387	901 837	381 207	82 715	16 682
70 ex. 704	Hotels, rooming houses, camps, and other lodging places (except membership lodging)	41	35 633	10 426	2 234	1 041
7011	Hotels and motels	35	34 738	10 262	2 200	1 030
7011 pt.	Hotels	17	(D)	(D)	(D)	FF
7011 pt.	Motels, motor hotels, and tourist courts	18	(D)	(D)	(D)	EE
702, 3	Other lodging places	6	895	164	34	11
72	Personal services	199	38 624	14 406	3 214	1 192
721	Laundry, cleaning, and garment services	28	8 915	3 562	764	266
7211	Power laundries, family and commercial*	—	—	—	—	—
7213	Linen supply*	1	(D)	(D)	(D)	AA
7215	Coin-operated laundries and drycleaning	3	(D)	(D)	(D)	AA
7216	Drycleaning plants, except rug cleaning*	11	6 210	2 699	584	182
7217	Carpet and upholstery cleaning	10	1 181	329	67	41
7218	Industrial launderers*	—	—	—	—	—
7212, 9	Other laundry, cleaning, and garment services*	3	(D)	(D)	(D)	BB
722	Photographic studios, portrait	8	1 622	278	56	23
723, 4	Beauty and barber shops	127	16 834	7 417	1 684	594
723	Beauty shops	122	16 018	6 974	1 586	567
724	Barber shops	5	816	443	98	27
725	Shoe repair shops and shoeshine parlors	3	(D)	(D)	(D)	AA
726	Funeral service and crematories	9	6 469	1 527	333	56
729	Miscellaneous personal services	24	(D)	(D)	(D)	CC

Table 6. Summary Statistics for Firms Subject to Federal Income Tax for Counties With 350 Establishments or More: 1992 — Con.

[Includes only establishments with payroll. For meaning of abbreviations and symbols, see introductory text. For explanation of terms and comparability of 1987 and 1992 censuses, see appendix A. For information on geographic areas followed by ▲, see appendix F]

SIC code	Geographic area and kind of business or operation	Establishments (number)	Receipts (\$1,000)	Annual payroll (\$1,000)	First-quarter payroll (\$1,000)	Paid employees for pay period including March 12 (number)
CUMBERLAND COUNTY—Con.						
73	Business services	237	226 718	80 667	18 531	4 774
731	Advertising	7	16 357	3 603	944	135
732	Consumer credit reporting agencies, mercantile reporting agencies, and adjustment and collection agencies	3	(D)	(D)	(D)	AA
733	Mailing, reproduction, commercial art and photography, and stenographic services	18	9 405	4 521	1 121	194
734	Services to dwellings and other buildings	58	14 390	6 746	1 576	718
735	Miscellaneous equipment rental and leasing	24	16 229	3 465	748	168
736	Personnel supply services	31	(D)	(D)	(D)	GG
737	Computer programming, data processing, and other computer related services	53	115 724	32 745	7 580	956
7371, 2, 3	Computer programming, prepackaged software, and integrated systems	28	28 920	9 650	2 227	266
7374, 5, 6	Data processing services	9	(D)	(D)	(D)	EE
7377, 8, 9	Computer rental and leasing, maintenance, and related services, n.e.c.	16	(D)	(D)	(D)	CC
738	Miscellaneous business services	43	(D)	(D)	(D)	EE
75	Automotive repair, services, and parking	138	61 208	13 575	3 121	730
751	Automotive rental and leasing, without drivers	12	(D)	(D)	(D)	CC
752	Automobile parking	—	—	—	—	—
753	Automotive repair shops	102	28 169	6 958	1 646	347
7532	Top, body, and upholstery repair shops and paint shops	25	7 967	2 125	479	101
7538	General automotive repair shops	59	14 522	3 376	825	177
7533, 4, 6, 7, 9	Other automotive repair shops	18	5 680	1 457	342	69
754	Automotive services, except repair	24	(D)	(D)	(D)	CC
76	Miscellaneous repair services	49	27 790	7 938	1 971	342
762	Electrical repair shops	16	13 271	4 091	1 050	167
7622	Radio and television repair shops	7	(D)	(D)	(D)	CC
7623, 9	Other electrical and electronic repair shops	9	(D)	(D)	(D)	BB
763	Watch, clock, and jewelry repair	—	—	—	—	—
764	Reupholstery and furniture repair	9	699	201	52	18
769	Miscellaneous repair and related services	24	13 820	3 646	869	157
78, 79, 84	Amusement and recreation services, including motion pictures and museums	76	27 666	6 066	1 218	922
781, 2	Motion picture production, distribution, and services	2	(D)	(D)	(D)	AA
783	Motion picture theaters	5	(D)	(D)	(D)	CC
784	Video tape rental	16	4 326	738	170	103
792	Theatrical producers (except motion picture), bands, orchestras, and entertainers	4	(D)	(D)	(D)	BB
793	Bowling centers	5	3 458	944	231	96
79 ex. 792, 3; 84	Commercial sports and other amusement and recreation services, including museums	44	12 181	3 048	557	524
80	Health services	359	294 176	151 054	32 251	4 456
801	Offices and clinics of doctors of medicine	140	142 002	83 358	16 531	1 387
802	Offices and clinics of dentists	89	35 046	13 069	3 033	536
803	Offices and clinics of doctors of osteopathy	8	(D)	(D)	(D)	BB
804	Offices and clinics of other health practitioners	76	31 917	11 457	1 924	378
805	Nursing and personal care facilities	12	36 216	17 740	5 421	1 125
806	Hospitals	1	(D)	(D)	(D)	EE
807, 8, 9	Other health services	33	(D)	(D)	(D)	FF
81	Legal services	60	21 628	8 036	1 757	302
823, 4, 9	Selected educational services	14	(D)	(D)	(D)	BB
83	Social services	36	19 898	9 957	2 276	660
835	Child day care services	23	5 187	2 647	619	293
832, 3, 6, 9	Other social services	13	14 711	7 310	1 657	367
87 ex. 8733	Engineering, accounting, research, management, and related services (except noncommercial research organizations)	168	142 082	76 296	15 441	2 155
871	Engineering, architectural, and surveying services	56	85 982	52 120	10 031	1 232
872	Accounting, auditing, and bookkeeping services	58	(D)	(D)	(D)	EE
873 ex. 8733	Research, development, and testing services (except noncommercial research organizations)	9	(D)	(D)	(D)	BB
874	Management and public relations services	45	33 438	14 507	3 088	525
89	Services, n.e.c.	10	(D)	(D)	(D)	BB

Table 6. Summary Statistics for Firms Subject to Federal Income Tax for Counties With 350 Establishments or More: 1992 — Con.

[Includes only establishments with payroll. For meaning of abbreviations and symbols, see introductory text. For explanation of terms and comparability of 1987 and 1992 censuses, see appendix A. For information on geographic areas followed by ▲, see appendix F]

SIC code	Geographic area and kind of business or operation	Establishments (number)	Receipts (\$1,000)	Annual payroll (\$1,000)	First-quarter payroll (\$1,000)	Paid employees for pay period including March 12 (number)
DAUPHIN COUNTY						
	Total	1 746	1 225 902	440 029	96 174	20 587
70 ex. 704	Hotels, rooming houses, camps, and other lodging places (except membership lodging)	51	(D)	(D)	(D)	GG
7011	Hotels and motels	48	104 615	28 863	7 105	2 405
7011 pt.	Hotels	17	82 681	24 195	5 982	1 947
7011 pt.	Motels, motor hotels, and tourist courts	31	21 934	4 668	1 123	458
702, 3	Other lodging places	3	(D)	(D)	(D)	AA
72	Personal services	216	46 661	16 067	3 776	1 324
721	Laundry, cleaning, and garment services	44	12 554	3 984	920	322
7211	Power laundries, family and commercial*	2	(D)	(D)	(D)	BB
7213	Linen supply*	2	(D)	(D)	(D)	BB
7215	Coin-operated laundries and drycleaning	13	1 095	219	52	25
7216	Drycleaning plants, except rug cleaning*	19	(D)	(D)	(D)	CC
7217	Carpet and upholstery cleaning	4	(D)	(D)	(D)	BB
7218	Industrial launderers*	—	—	—	—	—
7212, 9	Other laundry, cleaning, and garment services*	4	(D)	(D)	(D)	AA
722	Photographic studios, portrait	6	1 567	315	68	36
723, 4	Beauty and barber shops	122	12 988	5 302	1 194	437
723	Beauty shops	118	12 566	5 067	1 126	416
724	Barber shops	4	422	235	68	21
725	Shoe repair shops and shoeshine parlors	1	(D)	(D)	(D)	AA
726	Funeral service and crematories	21	8 178	1 953	488	83
729	Miscellaneous personal services	22	(D)	(D)	(D)	EE
73	Business services	254	195 303	79 798	18 070	5 231
731	Advertising	17	14 633	5 066	1 171	198
732	Consumer credit reporting agencies, mercantile reporting agencies, and adjustment and collection agencies	9	(D)	(D)	(D)	EE
733	Mailing, reproduction, commercial art and photography, and stenographic services	21	10 372	3 015	832	114
734	Services to dwellings and other buildings	52	16 168	6 876	1 641	679
735	Miscellaneous equipment rental and leasing	22	13 028	3 403	799	153
736	Personnel supply services	20	32 692	22 544	4 428	1 909
737	Computer programming, data processing, and other computer related services	38	33 575	11 124	2 919	341
7371, 2, 3	Computer programming, prepackaged software, and integrated systems	15	17 431	6 941	1 847	202
7374, 5, 6	Data processing services	7	(D)	(D)	(D)	BB
7377, 8, 9	Computer rental and leasing, maintenance, and related services, n.e.c.	16	(D)	(D)	(D)	BB
738	Miscellaneous business services	75	(D)	(D)	(D)	GG
75	Automotive repair, services, and parking	149	88 139	16 440	3 829	876
751	Automotive rental and leasing, without drivers	17	40 504	5 341	1 367	295
752	Automobile parking	13	3 332	647	149	68
753	Automotive repair shops	105	40 121	9 280	2 044	427
7532	Top, body, and upholstery repair shops and paint shops	28	9 794	2 549	609	123
7538	General automotive repair shops	52	18 718	4 051	908	185
7533, 4, 6, 7, 9	Other automotive repair shops	25	11 609	2 680	527	119
754	Automotive services, except repair	14	4 182	1 172	269	86
76	Miscellaneous repair services	48	40 745	13 642	3 149	552
762	Electrical repair shops	17	24 992	8 540	1 952	339
7622	Radio and television repair shops	2	(D)	(D)	(D)	AA
7623, 9	Other electrical and electronic repair shops	15	(D)	(D)	(D)	EE
763	Watch, clock, and jewelry repair	2	(D)	(D)	(D)	AA
764	Reupholstery and furniture repair	3	(D)	(D)	(D)	AA
769	Miscellaneous repair and related services	26	(D)	(D)	(D)	CC
78, 79, 84	Amusement and recreation services, including motion pictures and museums	116	141 758	31 022	5 662	2 039
781, 2	Motion picture production, distribution, and services	6	(D)	(D)	(D)	BB
783	Motion picture theaters	7	(D)	(D)	(D)	BB
784	Video tape rental	21	5 596	1 035	274	191
792	Theatrical producers (except motion picture), bands, orchestras, and entertainers	4	(D)	(D)	(D)	BB
793	Bowling centers	6	(D)	(D)	(D)	BB
79 ex. 792, 3; 84	Commercial sports and other amusement and recreation services, including museums	72	111 672	27 447	4 790	1 612
80	Health services	434	270 532	116 851	24 383	3 624
801	Offices and clinics of doctors of medicine	146	112 346	57 298	11 150	1 113
802	Offices and clinics of dentists	115	40 060	13 561	3 353	558
803	Offices and clinics of doctors of osteopathy	42	27 352	13 142	2 531	278
804	Offices and clinics of other health practitioners	91	29 637	10 333	2 214	429
805	Nursing and personal care facilities	7	22 156	10 936	2 525	631
806	Hospitals	—	—	—	—	—
807, 8, 9	Other health services	33	38 981	11 581	2 610	615
81	Legal services	176	152 552	61 137	12 371	1 487
823, 4, 9	Selected educational services	12	5 953	1 900	440	110

Table 6. Summary Statistics for Firms Subject to Federal Income Tax for Counties With 350 Establishments or More: 1992 — Con.

[Includes only establishments with payroll. For meaning of abbreviations and symbols, see introductory text. For explanation of terms and comparability of 1987 and 1992 censuses, see appendix A. For information on geographic areas followed by ▲, see appendix F]

SIC code	Geographic area and kind of business or operation	Establishments (number)	Receipts (\$1,000)	Annual payroll (\$1,000)	First-quarter payroll (\$1,000)	Paid employees for pay period including March 12 (number)
DAUPHIN COUNTY — Con.						
83	Social services	78	27 394	12 454	2 768	896
835	Child day care services	46	8 891	4 380	1 021	445
832, 3, 6, 9	Other social services	32	18 503	8 074	1 747	451
87 ex. 8733	Engineering, accounting, research, management, and related services (except noncommercial research organizations)	198	126 262	51 491	12 097	1 729
871	Engineering, architectural, and surveying services	47	46 411	20 949	4 575	612
872	Accounting, auditing, and bookkeeping services	70	42 609	16 044	4 168	638
873 ex. 8733	Research, development, and testing services (except noncommercial research organizations)	21	10 715	3 233	727	139
874	Management and public relations services	60	26 527	11 265	2 627	340
89	Services, n.e.c.	14	(D)	(D)	(D)	EE
DELAWARE COUNTY						
	Total	4 326	3 041 386	1 144 674	257 489	47 188
70 ex. 704	Hotels, rooming houses, camps, and other lodging places (except membership lodging)	32	48 735	12 403	2 883	1 078
7011	Hotels and motels	28	47 978	12 229	2 868	1 071
7011 pt.	Hotels	19	41 086	10 475	2 431	909
7011 pt.	Hotels, 25 guestrooms or more	17	(D)	(D)	(D)	FF
7011 pt.	Hotels, less than 25 guestrooms	2	(D)	(D)	(D)	AA
7011 pt.	Motels, motor hotels, and tourist courts	9	6 892	1 754	437	162
7011 pt.	Motels, tourist courts	6	4 070	797	198	66
7011 pt.	Motor hotels	3	2 822	957	239	96
702, 3	Other lodging places	4	757	174	15	7
702	Rooming and boarding houses	1	(D)	(D)	(D)	AA
703	Camps and recreational vehicle parks	3	(D)	(D)	(D)	AA
72	Personal services	493	100 228	29 844	7 244	2 601
721	Laundry, cleaning, and garment services	114	29 724	7 914	1 930	708
7211	Power laundries, family and commercial*	2	(D)	(D)	(D)	AA
7213	Linen supply*	2	(D)	(D)	(D)	AA
7215	Coin-operated laundries and drycleaning	24	8 176	1 402	260	99
7216	Drycleaning plants, except rug cleaning*	62	12 141	3 742	910	369
7217	Carpet and upholstery cleaning	9	6 460	1 716	523	163
7218	Industrial laundrers*	2	(D)	(D)	(D)	AA
7212, 9	Other laundry, cleaning, and garment services*	13	1 392	468	115	46
7212	Garment pressing, and agents for laundries and drycleaners	6	800	254	63	26
7219	Laundry and garment services, n.e.c.*	7	592	214	52	20
722	Photographic studios, portrait	29	11 371	2 151	517	142
723, 4	Beauty and barber shops	261	27 292	11 327	2 731	1 205
723	Beauty shops	241	26 316	11 041	2 653	1 170
724	Barber shops	20	976	286	78	35
725	Shoe repair shops and shoeshine parlors	8	503	103	35	16
726	Funeral service and crematories	35	21 486	5 575	1 294	170
729	Miscellaneous personal services	46	9 852	2 774	737	360
7291	Tax return preparation services	8	1 825	775	269	193
7299	Miscellaneous personal services, n.e.c.	38	8 027	1 999	468	167
73	Business services	784	735 504	319 340	75 874	15 813
731	Advertising	41	19 572	6 157	1 453	192
7311	Advertising agencies	33	15 485	5 460	1 290	170
7312	Outdoor advertising services	—	—	—	—	—
7313	Radio, television, publishers' advertising representatives	5	(D)	(D)	(D)	AA
7319	Advertising, n.e.c.	3	(D)	(D)	(D)	AA
732	Consumer credit reporting agencies, mercantile reporting agencies, and adjustment and collection agencies	17	7 535	3 190	725	130
7322	Adjustment and collection services	14	(D)	(D)	(D)	CC
7323	Credit reporting services	3	(D)	(D)	(D)	AA
733	Mailing, reproduction, commercial art and photography, and stenographic services	64	41 996	14 537	3 040	714
7331	Direct mail advertising services	18	(D)	(D)	(D)	EE
7334	Photocopying and duplicating services	6	(D)	(D)	(D)	CC
7335, 6	Commercial photography, art, and graphics	32	14 756	4 410	858	163
7335	Commercial photography	7	(D)	(D)	(D)	BB
7336	Commercial art and graphic design	25	(D)	(D)	(D)	CC
7338	Secretarial and court reporting services	8	672	138	45	28
734	Services to dwellings and other buildings	167	81 521	36 544	8 386	2 996
7342	Disinfecting and pest control services	30	15 680	5 455	1 294	238
7349	Building cleaning and maintenance services, n.e.c.	137	65 841	31 089	7 092	2 758
735	Miscellaneous equipment rental and leasing	41	40 476	14 520	3 272	523
7352	Medical equipment rental and leasing	8	16 759	7 162	1 598	237
7353	Heavy construction equipment rental and leasing	8	6 064	1 909	527	95
7359	Equipment rental and leasing, n.e.c.	25	17 653	5 449	1 147	191
736	Personnel supply services	92	170 654	105 660	26 017	5 925
7361	Employment agencies	53	23 867	10 372	2 233	324
7363	Help supply services	39	146 787	95 288	23 784	5 601
7363 pt.	Temporary help supply	36	(D)	(D)	(D)	II
7363 pt.	Help supply, except temporary	3	(D)	(D)	(D)	EE

Table 6. Summary Statistics for Firms Subject to Federal Income Tax for Counties With 350 Establishments or More: 1992 — Con.

[Includes only establishments with payroll. For meaning of abbreviations and symbols, see introductory text. For explanation of terms and comparability of 1987 and 1992 censuses, see appendix A. For information on geographic areas followed by ▲, see appendix F]

SIC code	Geographic area and kind of business or operation	Establishments (number)	Receipts (\$1,000)	Annual payroll (\$1,000)	First-quarter payroll (\$1,000)	Paid employees for pay period including March 12 (number)
DELAWARE COUNTY — Con.						
73	Business services — Con.					
737	Computer programming, data processing, and other computer related services -----	189	263 712	97 338	22 680	2 518
7371, 2, 3	Computer programming, prepackaged software, and integrated systems -----	106	140 793	58 070	13 403	1 245
7371	Computer programming services -----	72	57 348	32 499	7 042	683
7372	Prepackaged software -----	17	23 154	6 391	1 724	148
7373	Computer integrated systems -----	17	60 291	19 180	4 637	414
7374, 5, 6	Data processing services -----	37	55 295	17 137	4 361	725
7374, 5	Computer processing, information retrieval -----	36	(D)	(D)	(D)	FF
7376	Computer facilities management services -----	1	(D)	(D)	(D)	AA
7377, 8, 9	Computer rental and leasing, maintenance, and related services, n.e.c. -----	46	67 624	22 131	4 916	548
7377	Computer rental and leasing -----	3	(D)	(D)	(D)	BB
7378	Computer maintenance and repair -----	11	(D)	(D)	(D)	BB
7379	Computer related services, n.e.c. -----	32	42 198	17 366	3 858	443
738	Miscellaneous business services -----	173	110 038	41 394	10 301	2 815
7381, 2	Detective agencies and protective services -----	33	19 563	11 294	2 758	770
7381	Detective, guard, and armored car services -----	21	12 806	8 772	2 078	668
7382	Security systems services -----	12	6 757	2 522	680	102
7383	News syndicates -----	2	(D)	(D)	(D)	BB
7384	Photofinishing laboratories* -----	16	(D)	(D)	(D)	BB
7389	Business services, n.e.c. -----	122	(D)	(D)	(D)	GG
7389 pt.	Sign painting shops -----	1	(D)	(D)	(D)	AA
7389 pt.	Interior designing -----	12	1 806	265	58	19
7389 pt.	Telephone answering services -----	15	9 820	5 458	1 133	538
7389 pt.	Other business services -----	94	(D)	(D)	(D)	GG
75	Automotive repair, services, and parking -----	436	187 680	44 421	10 337	2 174
751	Automotive rental and leasing, without drivers -----	18	51 162	9 545	1 843	316
7513	Truck rental and leasing, without drivers -----	6	(D)	(D)	(D)	BB
7514, 5	Passenger car rental and leasing -----	11	(D)	(D)	(D)	EE
7514	Passenger car rental -----	11	(D)	(D)	(D)	EE
7515	Passenger car leasing -----	—	—	—	—	—
7519	Utility trailer and recreational vehicle rental -----	1	(D)	(D)	(D)	AA
752	Automobile parking -----	6	(D)	(D)	(D)	BB
753	Automotive repair shops -----	362	109 632	28 560	7 096	1 297
7532	Top, body, and upholstery repair shops and paint shops -----	114	41 773	12 711	3 124	520
7532 pt.	Top and body repair shops -----	108	(D)	(D)	(D)	FF
7532 pt.	Paint shops -----	6	(D)	(D)	(D)	AA
7538	General automotive repair shops -----	194	49 804	10 888	2 750	559
7538 pt.	General automotive repair shops, except diesel -----	184	47 030	9 923	2 488	498
7538 pt.	Diesel repair shops -----	10	2 774	965	262	61
7533, 4, 6, 7, 9	Other automotive repair shops -----	54	18 055	4 961	1 222	218
7533	Automotive exhaust system repair shops -----	9	3 141	748	202	34
7534	Tire retreading and repair shops -----	—	—	—	—	—
7536	Automotive glass replacement shops -----	13	2 836	651	151	35
7537	Automotive transmission repair shops -----	15	4 039	1 388	331	52
7539	Automotive repair shops, n.e.c. -----	17	8 039	2 174	538	97
7539 pt.	Radiator repair -----	3	(D)	(D)	(D)	BB
7539 pt.	Brake, front end, and wheel alignment -----	7	3 245	936	218	39
7539 pt.	Automotive electrical and fuel system services -----	6	1 865	479	135	24
7539 pt.	Other automotive repair shops, n.e.c. -----	1	(D)	(D)	(D)	AA
754	Automotive services, except repair -----	50	(D)	(D)	(D)	EE
7542	Carwashes -----	24	15 170	3 605	758	348
7549	Automotive services, except repair and carwashes -----	26	(D)	(D)	(D)	CC
76	Miscellaneous repair services -----	140	77 936	25 054	6 202	937
762	Electrical repair shops -----	47	26 478	10 839	2 740	441
7622	Radio and television repair shops -----	12	3 729	1 287	367	74
7623, 9	Other electrical and electronic repair shops -----	35	22 749	9 552	2 373	367
7623	Refrigeration and air-conditioning service and repair shops -----	7	2 974	1 146	298	42
7629	Electrical and electronic repair shops, n.e.c. -----	28	19 775	8 406	2 075	325
763	Watch, clock, and jewelry repair -----	4	526	145	34	11
764	Reupholstery and furniture repair -----	17	3 746	938	210	57
769	Miscellaneous repair and related services -----	72	47 186	13 132	3 218	428
7692	Welding repair -----	2	(D)	(D)	(D)	AA
7694	Armature rewinding shops -----	5	3 164	1 003	248	32
7699	Repair shops and related services, n.e.c. -----	65	(D)	(D)	(D)	EE
78, 79, 84	Amusement and recreation services, including motion pictures and museums -----	178	99 651	24 490	4 863	1 671
781, 2	Motion picture production, distribution, and services -----	16	7 715	2 124	440	56
783	Motion picture theaters -----	11	(D)	(D)	(D)	EE
7832	Motion picture theaters, except drive-in -----	11	(D)	(D)	(D)	EE
7833	Drive-in motion picture theaters -----	—	—	—	—	—
784	Video tape rental -----	45	12 310	2 040	486	275
792	Theatrical producers (except motion picture), bands, orchestras, and entertainers -----	11	(D)	(D)	(D)	BB
7922	Theatrical producers (except motion picture) and miscellaneous theatrical services -----	6	(D)	(D)	(D)	BB
7929	Bands, orchestras, actors, and other entertainers and entertainment groups -----	5	(D)	(D)	(D)	BB
793	Bowling centers -----	9	(D)	(D)	(D)	BB

Table 6. Summary Statistics for Firms Subject to Federal Income Tax for Counties With 350 Establishments or More: 1992 — Con.

[Includes only establishments with payroll. For meaning of abbreviations and symbols, see introductory text. For explanation of terms and comparability of 1987 and 1992 censuses, see appendix A. For information on geographic areas followed by ▲, see appendix F]

SIC code	Geographic area and kind of business or operation	Establishments (number)	Receipts (\$1,000)	Annual payroll (\$1,000)	First-quarter payroll (\$1,000)	Paid employees for pay period including March 12 (number)
DELAWARE COUNTY — Con.						
78, 79, 84	Amusement and recreation services, including motion pictures and museums — Con.					
79 ex. 792, 3; 84	Commercial sports and other amusement and recreation services, including museums -----	86	55 314	16 194	3 109	889
794	Commercial sports -----	2	(D)	(D)	(D)	AA
7941	Professional sports clubs, managers, promoters -----	1	(D)	(D)	(D)	AA
7948	Racing, including track operation -----	1	(D)	(D)	(D)	AA
79 ex. 792, 3, 4; 84	Other amusement and recreation services, including museums ----	84	(D)	(D)	(D)	FF
791	Dance studios, schools, and halls -----	7	810	184	63	36
7991	Physical fitness facilities -----	22	9 512	2 516	558	254
7992	Public golf courses -----	4	(D)	(D)	(D)	BB
7993	Coin-operated amusement devices -----	11	4 413	932	241	62
7996	Amusement parks -----	2	(D)	(D)	(D)	AA
7997	Membership sports and recreation clubs -----	12	11 114	4 639	970	289
7999, 84	Amusement and recreation services, including museums, n.e.c. -	26	25 649	6 869	1 120	199
7999 pt.	Concession operators of amusement devices and rides -----	-	-	-	-	-
7999 pt.	Carnivals, circuses, and fairs -----	-	-	-	-	-
7999 pt., 84	Other recreation and amusements, including museums -----	26	25 649	6 869	1 120	199
80	Health services -----	1 207	725 100	323 223	69 238	10 749
801	Offices and clinics of doctors of medicine -----	515	322 046	160 293	33 883	3 387
8011 pt.	Offices of doctors of medicine -----	508	310 824	155 487	32 734	3 286
8011 pt.	General medical clinics -----	7	11 222	4 806	1 149	101
802	Offices and clinics of dentists -----	290	97 425	33 866	7 715	1 506
803	Offices and clinics of doctors of osteopathy -----	96	33 707	13 599	2 783	417
804	Offices and clinics of other health practitioners -----	162	53 500	19 236	3 719	863
8041	Offices and clinics of chiropractors -----	41	11 016	3 511	738	155
8042	Offices and clinics of optometrists -----	38	9 990	2 738	652	126
8043	Offices and clinics of podiatrists -----	38	8 180	2 247	530	139
8049	Offices and clinics of health practitioners, n.e.c. -----	45	24 314	10 740	1 799	443
805	Nursing and personal care facilities -----	19	80 680	38 021	8 836	2 289
8051	Skilled nursing care facilities -----	17	(D)	(D)	(D)	GG
8052	Intermediate care facilities -----	-	-	-	-	-
8059	Nursing and personal care facilities, n.e.c. -----	2	(D)	(D)	(D)	AA
806	Hospitals -----	1	(D)	(D)	(D)	BB
8062	General medical and surgical hospitals -----	-	-	-	-	-
8063, 9	Specialty hospitals -----	1	(D)	(D)	(D)	BB
807, 8, 9	Other health services -----	124	(D)	(D)	(D)	GG
807	Medical and dental laboratories -----	50	44 066	13 380	2 936	565
8071	Medical laboratories -----	28	37 578	10 415	2 337	428
8072	Dental laboratories -----	22	6 488	2 965	599	137
808	Home health care services -----	27	28 037	13 646	2 913	840
809	Miscellaneous health and allied services, n.e.c. -----	47	(D)	(D)	(D)	FF
8092	Kidney dialysis centers -----	6	16 237	6 678	1 360	182
8093	Specialty outpatient facilities, n.e.c. -----	25	37 162	20 689	4 400	590
8099	Health and allied services, n.e.c. -----	16	(D)	(D)	(D)	BB
81	Legal services -----	306	115 208	38 035	7 959	1 188
823, 4, 9	Selected educational services -----	38	33 199	13 116	3 367	1 020
823	Libraries -----	-	-	-	-	-
824	Vocational schools -----	11	11 011	5 003	1 209	266
829	Schools and educational services, n.e.c. -----	27	22 188	8 113	2 158	754
83	Social services -----	100	51 390	23 896	5 539	1 397
835	Child day care services -----	64	10 516	5 195	1 267	579
832, 3, 6, 9	Other social services -----	36	40 874	18 701	4 272	818
87 ex. 8733	Engineering, accounting, research, management, and related services (except noncommercial research organizations) -----	557	817 593	266 811	59 168	8 101
871	Engineering, architectural, and surveying services -----	137	223 488	93 153	19 637	2 416
8711	Engineering services -----	104	(D)	(D)	(D)	GG
8712	Architectural services -----	28	(D)	(D)	(D)	GG
8713	Surveying services -----	5	(D)	(D)	(D)	BB
872	Accounting, auditing, and bookkeeping services -----	159	56 912	25 095	5 761	841
873 ex. 8733	Research, development, and testing services (except noncommercial research organizations) -----	37	54 242	23 907	5 602	1 172
8731	Commercial physical and biological research -----	6	5 113	2 236	488	57
8732	Commercial economic, sociological, and educational research ----	21	43 276	18 558	4 630	1 013
8734	Testing laboratories -----	10	5 853	3 113	484	102
874	Management and public relations services -----	224	482 951	124 656	28 168	3 672
8741	Management services -----	52	411 812	92 912	21 604	3 070
8742	Management consulting services -----	122	58 075	26 352	5 538	477
8743	Public relations services -----	4	(D)	(D)	(D)	AA
8744	Facilities support management services -----	2	(D)	(D)	(D)	AA
8748	Business consulting services, n.e.c. -----	44	(D)	(D)	(D)	CC
89	Services, n.e.c. -----	55	49 162	24 041	4 815	459
ERIE COUNTY (Coextensive with Erie, PA MSA; see table 7a.)						

Table 6. Summary Statistics for Firms Subject to Federal Income Tax for Counties With 350 Establishments or More: 1992 — Con.

[Includes only establishments with payroll. For meaning of abbreviations and symbols, see introductory text. For explanation of terms and comparability of 1987 and 1992 censuses, see appendix A. For information on geographic areas followed by ▲, see appendix F]

SIC code	Geographic area and kind of business or operation	Establishments (number)	Receipts (\$1,000)	Annual payroll (\$1,000)	First-quarter payroll (\$1,000)	Paid employees for pay period including March 12 (number)
FAYETTE COUNTY						
	Total	778	278 810	98 023	21 581	6 315
70 ex. 704	Hotels, rooming houses, camps, and other lodging places (except membership lodging)	19	50 893	18 132	4 344	1 606
7011	Hotels and motels	14	49 492	17 721	4 280	1 582
7011 pt.	Hotels	9	48 395	17 450	4 206	1 538
7011 pt.	Motels, motor hotels, and tourist courts	5	1 097	271	74	44
702, 3	Other lodging places	5	1 401	411	64	24
72	Personal services	132	19 147	5 336	1 198	549
721	Laundry, cleaning, and garment services	20	3 866	1 393	277	117
7211	Power laundries, family and commercial*	1	(D)	(D)	(D)	AA
7213	Linen supply*	—	—	—	—	—
7215	Coin-operated laundries and drycleaning	4	(D)	(D)	(D)	AA
7216	Drycleaning plants, except rug cleaning*	8	(D)	(D)	(D)	BB
7217	Carpet and upholstery cleaning	6	1 861	602	101	29
7218	Industrial laundriers*	—	—	—	—	—
7212, 9	Other laundry, cleaning, and garment services*	1	(D)	(D)	(D)	AA
722	Photographic studios, portrait	8	1 365	296	57	31
723, 4	Beauty and barber shops	73	5 382	2 137	503	251
723	Beauty shops	68	(D)	(D)	(D)	CC
724	Barber shops	5	(D)	(D)	(D)	AA
725	Shoe repair shops and shoeshine parlors	—	—	—	—	—
726	Funeral service and crematories	21	6 939	964	237	80
729	Miscellaneous personal services	10	1 595	546	124	70
73	Business services	72	21 196	6 954	1 576	650
731	Advertising	1	(D)	(D)	(D)	AA
732	Consumer credit reporting agencies, mercantile reporting agencies, and adjustment and collection agencies	4	859	289	67	25
733	Mailing, reproduction, commercial art and photography, and stenographic services	1	(D)	(D)	(D)	AA
734	Services to dwellings and other buildings	21	5 284	2 739	651	370
735	Miscellaneous equipment rental and leasing	13	7 488	1 791	392	80
736	Personnel supply services	1	(D)	(D)	(D)	AA
737	Computer programming, data processing, and other computer related services	5	1 732	434	100	31
7371, 2, 3	Computer programming, prepackaged software, and integrated systems	2	(D)	(D)	(D)	AA
7374, 5, 6	Data processing services	—	—	—	—	—
7377, 8, 9	Computer rental and leasing, maintenance, and related services, n.e.c.	3	(D)	(D)	(D)	AA
738	Miscellaneous business services	26	(D)	(D)	(D)	CC
75	Automotive repair, services, and parking	80	15 850	3 546	836	250
751	Automotive rental and leasing, without drivers	3	(D)	(D)	(D)	AA
752	Automobile parking	1	(D)	(D)	(D)	AA
753	Automotive repair shops	70	14 384	3 260	773	217
7532	Top, body, and upholstery repair shops and paint shops	16	3 900	842	203	53
7538	General automotive repair shops	33	5 775	1 461	345	100
7533, 4, 6, 7, 9	Other automotive repair shops	21	4 709	957	225	64
754	Automotive services, except repair	6	(D)	(D)	(D)	AA
76	Miscellaneous repair services	25	6 423	2 049	546	120
762	Electrical repair shops	9	1 912	619	154	35
7622	Radio and television repair shops	2	(D)	(D)	(D)	AA
7623, 9	Other electrical and electronic repair shops	7	(D)	(D)	(D)	BB
763	Watch, clock, and jewelry repair	—	—	—	—	—
764	Reupholstery and furniture repair	3	(D)	(D)	(D)	AA
769	Miscellaneous repair and related services	13	(D)	(D)	(D)	BB
78, 79, 84	Amusement and recreation services, including motion pictures and museums	72	(D)	(D)	(D)	EE
781, 2	Motion picture production, distribution, and services	1	(D)	(D)	(D)	AA
783	Motion picture theaters	5	(D)	(D)	(D)	BB
784	Video tape rental	10	(D)	(D)	(D)	BB
792	Theatrical producers (except motion picture), bands, orchestras, and entertainers	2	(D)	(D)	(D)	AA
793	Bowling centers	9	(D)	(D)	(D)	BB
79 ex. 792, 3, 84	Commercial sports and other amusement and recreation services, including museums	45	(D)	(D)	(D)	CC
80	Health services	239	116 920	46 862	9 906	2 014
801	Offices and clinics of doctors of medicine	92	40 030	18 487	3 560	397
802	Offices and clinics of dentists	48	11 850	3 619	814	231
803	Offices and clinics of doctors of osteopathy	1	(D)	(D)	(D)	AA
804	Offices and clinics of other health practitioners	49	22 836	8 151	1 499	285
805	Nursing and personal care facilities	15	10 973	5 076	1 226	469
806	Hospitals	—	—	—	—	—
807, 8, 9	Other health services	34	(D)	(D)	(D)	FF
81	Legal services	45	9 664	2 474	582	139
823, 4, 9	Selected educational services	4	(D)	(D)	(D)	BB

Table 6. Summary Statistics for Firms Subject to Federal Income Tax for Counties With 350 Establishments or More: 1992 — Con.

[Includes only establishments with payroll. For meaning of abbreviations and symbols, see introductory text. For explanation of terms and comparability of 1987 and 1992 censuses, see appendix A. For information on geographic areas followed by ▲, see appendix F]

SIC code	Geographic area and kind of business or operation	Establishments (number)	Receipts (\$1,000)	Annual payroll (\$1,000)	First-quarter payroll (\$1,000)	Paid employees for pay period including March 12 (number)
FAYETTE COUNTY — Con.						
83	Social services	31	3 953	1 546	361	218
835	Child day care services	8	369	145	38	31
832, 3, 6, 9	Other social services	23	3 584	1 401	323	187
87 ex. 8733	Engineering, accounting, research, management, and related services (except noncommercial research organizations)	58	17 787	7 257	1 603	375
871	Engineering, architectural, and surveying services	19	5 870	2 924	671	137
872	Accounting, auditing, and bookkeeping services	22	4 891	1 393	366	84
873 ex. 8733	Research, development, and testing services (except noncommercial research organizations)	1	(D)	(D)	(D)	AA
874	Management and public relations services	16	(D)	(D)	(D)	CC
89	Services, n.e.c.	1	(D)	(D)	(D)	AA
FRANKLIN COUNTY						
	Total	637	234 172	79 045	17 696	5 023
70 ex. 704	Hotels, rooming houses, camps, and other lodging places (except membership lodging)	23	19 746	5 037	1 602	978
7011	Hotels and motels	19	19 075	4 913	1 585	970
7011 pt.	Hotels	8	12 668	3 298	1 349	818
7011 pt.	Motels, motor hotels, and tourist courts	11	6 407	1 615	236	152
702, 3	Other lodging places	4	671	124	17	8
72	Personal services	92	12 789	4 259	907	360
721	Laundry, cleaning, and garment services	10	2 207	779	169	83
7211	Power laundries, family and commercial*	1	(D)	(D)	(D)	AA
7213	Linen supply*	—	—	—	—	—
7215	Coin-operated laundries and drycleaning	3	274	26	7	7
7216	Drycleaning plants, except rug cleaning*	4	980	411	102	48
7217	Carpet and upholstery cleaning	2	(D)	(D)	(D)	AA
7218	Industrial laundriers*	—	—	—	—	—
7212, 9	Other laundry, cleaning, and garment services*	—	—	—	—	—
722	Photographic studios, portrait	5	626	131	33	14
723, 4	Beauty and barber shops	63	5 313	2 009	470	197
723	Beauty shops	59	5 181	1 955	455	192
724	Barber shops	4	132	54	15	5
725	Shoe repair shops and shoeshine parlors	1	(D)	(D)	(D)	AA
726	Funeral service and crematories	7	4 088	1 199	185	34
729	Miscellaneous personal services	6	(D)	(D)	(D)	BB
73	Business services	65	33 514	10 175	2 347	792
731	Advertising	3	(D)	(D)	(D)	AA
732	Consumer credit reporting agencies, mercantile reporting agencies, and adjustment and collection agencies	1	(D)	(D)	(D)	AA
733	Mailing, reproduction, commercial art and photography, and stenographic services	2	(D)	(D)	(D)	AA
734	Services to dwellings and other buildings	16	2 944	955	261	153
735	Miscellaneous equipment rental and leasing	12	6 315	1 405	281	75
736	Personnel supply services	4	(D)	(D)	(D)	EE
737	Computer programming, data processing, and other computer related services	6	7 744	4 411	1 122	152
7371, 2, 3	Computer programming, prepackaged software, and integrated systems	4	(D)	(D)	(D)	CC
7374, 5, 6	Data processing services	2	(D)	(D)	(D)	AA
7377, 8, 9	Computer rental and leasing, maintenance, and related services, n.e.c.	—	—	—	—	—
738	Miscellaneous business services	21	11 565	1 367	258	129
75	Automotive repair, services, and parking	103	29 480	6 058	1 461	433
751	Automotive rental and leasing, without drivers	4	866	196	35	10
752	Automobile parking	—	—	—	—	—
753	Automotive repair shops	91	26 731	5 238	1 286	362
7532	Top, body, and upholstery repair shops and paint shops	24	7 323	1 363	350	105
7538	General automotive repair shops	52	13 450	2 628	634	169
7533, 4, 6, 7, 9	Other automotive repair shops	15	5 958	1 247	302	88
754	Automotive services, except repair	8	1 883	624	140	61
76	Miscellaneous repair services	23	6 447	1 552	355	96
762	Electrical repair shops	6	1 991	392	70	29
7622	Radio and television repair shops	1	(D)	(D)	(D)	AA
7623, 9	Other electrical and electronic repair shops	5	(D)	(D)	(D)	BB
763	Watch, clock, and jewelry repair	—	—	—	—	—
764	Reupholstery and furniture repair	3	(D)	(D)	(D)	AA
769	Miscellaneous repair and related services	14	(D)	(D)	(D)	BB

Table 6. Summary Statistics for Firms Subject to Federal Income Tax for Counties With 350 Establishments or More: 1992 — Con.

[Includes only establishments with payroll. For meaning of abbreviations and symbols, see introductory text. For explanation of terms and comparability of 1987 and 1992 censuses, see appendix A. For information on geographic areas followed by ▲, see appendix F]

SIC code	Geographic area and kind of business or operation	Establishments (number)	Receipts (\$1,000)	Annual payroll (\$1,000)	First-quarter payroll (\$1,000)	Paid employees for pay period including March 12 (number)
FRANKLIN COUNTY — Con.						
78, 79, 84	Amusement and recreation services, including motion pictures and museums	47	9 797	2 247	496	331
781, 2	Motion picture production, distribution, and services	—	—	—	—	—
783	Motion picture theaters	3	(D)	(D)	(D)	BB
784	Video tape rental	11	2 248	306	79	45
792	Theatrical producers (except motion picture), bands, orchestras, and entertainers	2	(D)	(D)	(D)	BB
793	Bowling centers	5	(D)	(D)	(D)	BB
79 ex. 792, 3; 84	Commercial sports and other amusement and recreation services, including museums	26	4 581	1 295	200	131
80	Health services	160	80 234	33 364	7 059	1 265
801	Offices and clinics of doctors of medicine	73	44 117	21 209	4 243	531
802	Offices and clinics of dentists	42	13 886	4 800	1 006	228
803	Offices and clinics of doctors of osteopathy	3	602	206	45	7
804	Offices and clinics of other health practitioners	26	5 990	1 352	324	114
805	Nursing and personal care facilities	4	(D)	(D)	(D)	EE
806	Hospitals	—	—	—	—	—
807, 8, 9	Other health services	12	(D)	(D)	(D)	BB
81	Legal services	37	9 697	2 915	590	132
823, 4, 9	Selected educational services	1	(D)	(D)	(D)	AA
83	Social services	16	(D)	(D)	(D)	CC
835	Child day care services	5	(D)	(D)	(D)	BB
832, 3, 6, 9	Other social services	11	2 707	1 121	275	132
87 ex. 8733	Engineering, accounting, research, management, and related services (except noncommercial research organizations)	70	28 653	11 846	2 500	444
871	Engineering, architectural, and surveying services	28	17 165	7 436	1 450	235
872	Accounting, auditing, and bookkeeping services	27	6 368	2 292	586	128
873 ex. 8733	Research, development, and testing services (except noncommercial research organizations)	4	1 119	503	119	37
874	Management and public relations services	11	4 001	1 615	345	44
89	Services, n.e.c.	—	—	—	—	—
INDIANA COUNTY						
	Total	460	154 026	47 756	10 449	2 878
70 ex. 704	Hotels, rooming houses, camps, and other lodging places (except membership lodging)	13	6 175	1 388	331	173
7011	Hotels and motels	8	5 615	1 294	310	158
7011 pt.	Hotels	3	(D)	(D)	(D)	CC
7011 pt.	Motels, motor hotels, and tourist courts	5	(D)	(D)	(D)	BB
702, 3	Other lodging places	5	560	94	21	15
72	Personal services	61	8 067	2 068	492	222
721	Laundry, cleaning, and garment services	7	795	232	56	40
7211	Power laundries, family and commercial*	1	(D)	(D)	(D)	AA
7213	Linen supply*	—	—	—	—	—
7215	Coin-operated laundries and drycleaning	2	(D)	(D)	(D)	AA
7216	Drycleaning plants, except rug cleaning*	4	438	171	42	25
7217	Carpet and upholstery cleaning	—	—	—	—	—
7218	Industrial launderers*	—	—	—	—	—
7212, 9	Other laundry, cleaning, and garment services*	—	—	—	—	—
722	Photographic studios, portrait	3	400	58	12	6
723, 4	Beauty and barber shops	35	2 422	910	213	107
723	Beauty shops	33	(D)	(D)	(D)	CC
724	Barber shops	2	(D)	(D)	(D)	AA
725	Shoe repair shops and shoeshine parlors	—	—	—	—	—
726	Funeral service and crematories	10	3 822	747	166	43
729	Miscellaneous personal services	6	628	121	45	26
73	Business services	35	18 562	4 812	1 066	294
731	Advertising	1	(D)	(D)	(D)	AA
732	Consumer credit reporting agencies, mercantile reporting agencies, and adjustment and collection agencies	2	(D)	(D)	(D)	AA
733	Mailing, reproduction, commercial art and photography, and stenographic services	1	(D)	(D)	(D)	AA
734	Services to dwellings and other buildings	11	1 375	514	109	66
735	Miscellaneous equipment rental and leasing	5	1 797	664	133	29
736	Personnel supply services	1	(D)	(D)	(D)	BB
737	Computer programming, data processing, and other computer related services	6	(D)	(D)	(D)	CC
7371, 2, 3	Computer programming, prepackaged software, and integrated systems	4	(D)	(D)	(D)	BB
7374, 5, 6	Data processing services	2	(D)	(D)	(D)	BB
7377, 8, 9	Computer rental and leasing, maintenance, and related services, n.e.c.	—	—	—	—	—
738	Miscellaneous business services	8	877	248	48	33

Table 6. Summary Statistics for Firms Subject to Federal Income Tax for Counties With 350 Establishments or More: 1992 — Con.

[Includes only establishments with payroll. For meaning of abbreviations and symbols, see introductory text. For explanation of terms and comparability of 1987 and 1992 censuses, see appendix A. For information on geographic areas followed by ▲, see appendix F]

SIC code	Geographic area and kind of business or operation	Establishments (number)	Receipts (\$1,000)	Annual payroll (\$1,000)	First-quarter payroll (\$1,000)	Paid employees for pay period including March 12 (number)
INDIANA COUNTY — Con.						
75	Automotive repair, services, and parking	61	12 858	2 578	625	205
751	Automotive rental and leasing, without drivers	2	(D)	(D)	(D)	AA
752	Automobile parking	—	—	—	—	—
753	Automotive repair shops	57	11 517	2 274	553	180
7532	Top, body, and upholstery repair shops and paint shops	16	2 858	617	152	55
7538	General automotive repair shops	33	6 626	1 163	285	94
7533, 4, 6, 7, 9	Other automotive repair shops	8	2 033	494	116	31
754	Automotive services, except repair	2	(D)	(D)	(D)	AA
76	Miscellaneous repair services	25	26 801	7 309	1 751	299
762	Electrical repair shops	5	5 253	864	189	45
7622	Radio and television repair shops	2	(D)	(D)	(D)	AA
7623, 9	Other electrical and electronic repair shops	3	(D)	(D)	(D)	BB
763	Watch, clock, and jewelry repair	—	—	—	—	—
764	Reupholstery and furniture repair	1	(D)	(D)	(D)	AA
769	Miscellaneous repair and related services	19	(D)	(D)	(D)	EE
78, 79, 84	Amusement and recreation services, including motion pictures and museums	27	(D)	(D)	(D)	CC
781, 2	Motion picture production, distribution, and services	1	(D)	(D)	(D)	AA
783	Motion picture theaters	2	(D)	(D)	(D)	AA
784	Video tape rental	6	413	57	13	11
792	Theatrical producers (except motion picture), bands, orchestras, and entertainers	1	(D)	(D)	(D)	AA
793	Bowling centers	2	(D)	(D)	(D)	BB
79 ex. 792, 3; 84	Commercial sports and other amusement and recreation services, including museums	15	2 441	754	117	118
80	Health services	149	50 076	18 577	3 893	899
801	Offices and clinics of doctors of medicine	60	21 917	9 410	1 794	282
802	Offices and clinics of dentists	35	7 085	2 110	503	125
803	Offices and clinics of doctors of osteopathy	3	1 111	121	21	10
804	Offices and clinics of other health practitioners	28	7 624	1 797	383	113
805	Nursing and personal care facilities	15	8 941	4 023	960	328
806	Hospitals	—	—	—	—	—
807, 8, 9	Other health services	8	3 398	1 116	232	41
81	Legal services	25	7 720	2 482	470	92
823, 4, 9	Selected educational services	1	(D)	(D)	(D)	BB
83	Social services	25	4 979	1 997	471	216
835	Child day care services	9	352	155	30	22
832, 3, 6, 9	Other social services	16	4 627	1 842	441	194
87 ex. 8733	Engineering, accounting, research, management, and related services (except noncommercial research organizations)	35	10 860	4 191	838	240
871	Engineering, architectural, and surveying services	7	2 303	1 160	151	28
872	Accounting, auditing, and bookkeeping services	16	3 798	863	200	68
873 ex. 8733	Research, development, and testing services (except noncommercial research organizations)	8	4 026	1 797	407	131
874	Management and public relations services	4	733	371	80	13
89	Services, n.e.c.	3	(D)	(D)	(D)	AA
LACKAWANNA COUNTY						
	Total	1 388	684 912	250 948	53 855	12 333
70 ex. 704	Hotels, rooming houses, camps, and other lodging places (except membership lodging)	21	(D)	(D)	(D)	FF
7011	Hotels and motels	20	21 006	5 089	1 117	531
7011 pt.	Hotels	10	6 512	1 464	338	175
7011 pt.	Motels, motor hotels, and tourist courts	10	14 494	3 625	779	356
702, 3	Other lodging places	1	(D)	(D)	(D)	AA
72	Personal services	168	49 026	15 843	3 764	1 176
721	Laundry, cleaning, and garment services	31	29 630	9 860	2 339	637
7211	Power laundries, family and commercial*	2	(D)	(D)	(D)	AA
7213	Linen supply*	3	(D)	(D)	(D)	EE
7215	Coin-operated laundries and drycleaning	2	(D)	(D)	(D)	AA
7216	Drycleaning plants, except rug cleaning*	15	5 579	2 201	504	210
7217	Carpet and upholstery cleaning	3	505	141	24	16
7218	Industrial launderers*	3	(D)	(D)	(D)	CC
7212, 9	Other laundry, cleaning, and garment services*	3	(D)	(D)	(D)	AA
722	Photographic studios, portrait	13	2 807	703	177	63
723, 4	Beauty and barber shops	91	8 569	3 156	770	323
723	Beauty shops	89	(D)	(D)	(D)	EE
724	Barber shops	2	(D)	(D)	(D)	AA
725	Shoe repair shops and shoeshine parlors	2	(D)	(D)	(D)	AA
726	Funeral service and crematories	12	2 904	506	116	34
729	Miscellaneous personal services	19	(D)	(D)	(D)	CC

Table 6. Summary Statistics for Firms Subject to Federal Income Tax for Counties With 350 Establishments or More: 1992 — Con.

[Includes only establishments with payroll. For meaning of abbreviations and symbols, see introductory text. For explanation of terms and comparability of 1987 and 1992 censuses, see appendix A. For information on geographic areas followed by ▲, see appendix F]

SIC code	Geographic area and kind of business or operation	Establishments (number)	Receipts (\$1,000)	Annual payroll (\$1,000)	First-quarter payroll (\$1,000)	Paid employees for pay period including March 12 (number)
LACKAWANNA COUNTY — Con.						
73	Business services -----	161	80 382	31 138	7 559	2 864
731	Advertising -----	15	10 738	2 691	685	129
732	Consumer credit reporting agencies, mercantile reporting agencies, and adjustment and collection agencies -----	8	1 778	600	138	45
733	Mailing, reproduction, commercial art and photography, and stenographic services -----	12	(D)	(D)	(D)	CC
734	Services to dwellings and other buildings -----	31	7 506	3 836	875	493
735	Miscellaneous equipment rental and leasing -----	20	11 244	2 421	512	147
736	Personnel supply services -----	27	13 458	8 486	2 139	951
737	Computer programming, data processing, and other computer related services -----	15	5 521	1 990	555	125
7371, 2, 3	Computer programming, prepackaged software, and integrated systems -----	5	(D)	(D)	(D)	BB
7374, 5, 6	Data processing services -----	5	(D)	(D)	(D)	BB
7377, 8, 9	Computer rental and leasing, maintenance, and related services, n.e.c. -----	5	(D)	(D)	(D)	AA
738	Miscellaneous business services -----	33	(D)	(D)	(D)	FF
75	Automotive repair, services, and parking -----	163	38 295	7 742	1 773	519
751	Automotive rental and leasing, without drivers -----	5	(D)	(D)	(D)	AA
752	Automobile parking -----	6	(D)	(D)	(D)	BB
753	Automotive repair shops -----	128	30 113	5 798	1 317	340
7532	Top, body, and upholstery repair shops and paint shops -----	35	5 908	1 305	306	83
7538	General automotive repair shops -----	64	10 886	2 000	458	125
7533, 4, 6, 7, 9	Other automotive repair shops -----	29	13 319	2 493	553	132
754	Automotive services, except repair -----	24	(D)	(D)	(D)	CC
76	Miscellaneous repair services -----	30	(D)	(D)	(D)	CC
762	Electrical repair shops -----	8	(D)	(D)	(D)	BB
7622	Radio and television repair shops -----	2	(D)	(D)	(D)	AA
7623, 9	Other electrical and electronic repair shops -----	6	(D)	(D)	(D)	BB
763	Watch, clock, and jewelry repair -----	—	—	—	—	—
764	Reupholstery and furniture repair -----	3	(D)	(D)	(D)	AA
769	Miscellaneous repair and related services -----	19	(D)	(D)	(D)	CC
78, 79, 84	Amusement and recreation services, including motion pictures and museums -----	95	35 137	6 005	1 190	622
781, 2	Motion picture production, distribution, and services -----	2	(D)	(D)	(D)	AA
783	Motion picture theaters -----	4	4 804	845	185	99
784	Video tape rental -----	26	8 233	1 026	254	175
792	Theatrical producers (except motion picture), bands, orchestras, and entertainers -----	4	(D)	(D)	(D)	AA
793	Bowling centers -----	8	(D)	(D)	(D)	CC
79 ex. 792, 3; 84	Commercial sports and other amusement and recreation services, including museums -----	51	18 044	2 991	486	215
80	Health services -----	445	260 764	115 285	23 722	3 701
801	Offices and clinics of doctors of medicine -----	210	132 955	69 729	13 384	1 215
802	Offices and clinics of dentists -----	95	30 305	8 982	1 985	468
803	Offices and clinics of doctors of osteopathy -----	10	3 177	868	195	36
804	Offices and clinics of other health practitioners -----	68	20 407	6 812	1 593	233
805	Nursing and personal care facilities -----	14	28 260	13 377	3 183	902
806	Hospitals -----	—	—	—	—	—
807, 8, 9	Other health services -----	48	45 660	15 517	3 382	847
81	Legal services -----	128	58 302	23 005	3 892	622
823, 4, 9	Selected educational services -----	7	(D)	(D)	(D)	EE
83	Social services -----	43	15 135	7 615	1 677	618
835	Child day care services -----	23	2 669	1 416	355	164
832, 3, 6, 9	Other social services -----	20	12 466	6 199	1 322	454
87 ex. 8733	Engineering, accounting, research, management, and related services (except noncommercial research organizations) -----	120	57 380	25 703	5 812	935
871	Engineering, architectural, and surveying services -----	40	28 507	14 000	3 173	484
872	Accounting, auditing, and bookkeeping services -----	47	17 689	7 232	1 666	280
873 ex. 8733	Research, development, and testing services (except noncommercial research organizations) -----	6	(D)	(D)	(D)	BB
874	Management and public relations services -----	27	(D)	(D)	(D)	CC
89	Services, n.e.c. -----	7	(D)	(D)	(D)	BB
LANCASTER COUNTY (Coextensive with Lancaster, PA MSA; see table 7a.)						

Table 6. Summary Statistics for Firms Subject to Federal Income Tax for Counties With 350 Establishments or More: 1992 — Con.

[Includes only establishments with payroll. For meaning of abbreviations and symbols, see introductory text. For explanation of terms and comparability of 1987 and 1992 censuses, see appendix A. For information on geographic areas followed by ▲, see appendix F]

SIC code	Geographic area and kind of business or operation	Establishments (number)	Receipts (\$1,000)	Annual payroll (\$1,000)	First-quarter payroll (\$1,000)	Paid employees for pay period including March 12 (number)
LAWRENCE COUNTY						
	Total	512	169 608	62 338	13 941	4 175
70 ex. 704	Hotels, rooming houses, camps, and other lodging places (except membership lodging)	7	2 639	316	79	41
7011	Hotels and motels	5	(D)	(D)	(D)	BB
7011 pt.	Hotels	3	(D)	(D)	(D)	AA
7011 pt.	Motels, motor hotels, and tourist courts	2	(D)	(D)	(D)	BB
702, 3	Other lodging places	2	(D)	(D)	(D)	AA
72	Personal services	82	10 333	2 834	642	284
721	Laundry, cleaning, and garment services	11	1 099	239	49	38
7211	Power laundries, family and commercial*	1	(D)	(D)	(D)	AA
7213	Linen supply*	—	—	—	—	—
7215	Coin-operated laundries and drycleaning	1	(D)	(D)	(D)	AA
7216	Drycleaning plants, except rug cleaning*	7	789	207	48	37
7217	Carpet and upholstery cleaning	2	(D)	(D)	(D)	AA
7218	Industrial laundriers*	—	—	—	—	—
7212, 9	Other laundry, cleaning, and garment services*	—	—	—	—	—
722	Photographic studios, portrait	7	1 010	229	54	24
723, 4	Beauty and barber shops	46	2 306	953	216	130
723	Beauty shops	43	2 242	934	212	127
724	Barber shops	3	64	19	4	3
725	Shoe repair shops and shoeshine parlors	—	—	—	—	—
726	Funeral service and crematories	14	5 567	1 281	278	70
729	Miscellaneous personal services	4	351	132	45	22
73	Business services	61	24 004	10 774	2 458	1 348
731	Advertising	2	(D)	(D)	(D)	AA
732	Consumer credit reporting agencies, mercantile reporting agencies, and adjustment and collection agencies	2	(D)	(D)	(D)	AA
733	Mailing, reproduction, commercial art and photography, and stenographic services	6	779	173	30	15
734	Services to dwellings and other buildings	18	13 933	7 164	1 707	1 081
735	Miscellaneous equipment rental and leasing	5	5 010	1 407	245	48
736	Personnel supply services	1	(D)	(D)	(D)	AA
737	Computer programming, data processing, and other computer related services	9	1 341	612	143	21
7371, 2, 3	Computer programming, prepackaged software, and integrated systems	8	(D)	(D)	(D)	AA
7374, 5, 6	Data processing services	—	—	—	—	—
7377, 8, 9	Computer rental and leasing, maintenance, and related services, n.e.c.	1	(D)	(D)	(D)	AA
738	Miscellaneous business services	18	2 513	1 233	281	153
75	Automotive repair, services, and parking	48	9 543	1 930	460	143
751	Automotive rental and leasing, without drivers	1	(D)	(D)	(D)	AA
752	Automobile parking	—	—	—	—	—
753	Automotive repair shops	40	8 515	1 757	423	113
7532	Top, body, and upholstery repair shops and paint shops	9	1 533	313	79	20
7538	General automotive repair shops	20	4 728	966	236	62
7533, 4, 6, 7, 9	Other automotive repair shops	11	2 254	478	108	31
754	Automotive services, except repair	7	(D)	(D)	(D)	BB
76	Miscellaneous repair services	24	8 074	1 325	412	92
762	Electrical repair shops	7	1 100	227	54	16
7622	Radio and television repair shops	—	—	—	—	—
7623, 9	Other electrical and electronic repair shops	7	1 100	227	54	16
763	Watch, clock, and jewelry repair	—	—	—	—	—
764	Reupholstery and furniture repair	3	193	52	14	6
769	Miscellaneous repair and related services	14	6 781	1 046	344	70
78, 79, 84	Amusement and recreation services, including motion pictures and museums	41	11 768	2 531	427	252
781, 2	Motion picture production, distribution, and services	—	—	—	—	—
783	Motion picture theaters	—	—	—	—	—
784	Video tape rental	9	855	123	31	26
792	Theatrical producers (except motion picture), bands, orchestras, and entertainers	—	—	—	—	—
793	Bowling centers	3	659	193	62	27
79 ex. 792, 3, 84	Commercial sports and other amusement and recreation services, including museums	29	10 254	2 215	334	199
80	Health services	161	74 095	31 027	6 903	1 333
801	Offices and clinics of doctors of medicine	70	35 016	17 201	3 785	305
802	Offices and clinics of dentists	39	7 894	2 086	487	146
803	Offices and clinics of doctors of osteopathy	3	743	163	33	12
804	Offices and clinics of other health practitioners	30	7 022	1 607	302	106
805	Nursing and personal care facilities	8	19 432	8 774	2 020	712
806	Hospitals	—	—	—	—	—
807, 8, 9	Other health services	11	3 988	1 196	276	52
81	Legal services	34	9 561	3 773	656	121
823, 4, 9	Selected educational services	5	4 465	1 955	507	192

Table 6. Summary Statistics for Firms Subject to Federal Income Tax for Counties With 350 Establishments or More: 1992 — Con.

[Includes only establishments with payroll. For meaning of abbreviations and symbols, see introductory text. For explanation of terms and comparability of 1987 and 1992 censuses, see appendix A. For information on geographic areas followed by ▲, see appendix F]

SIC code	Geographic area and kind of business or operation	Establishments (number)	Receipts (\$1,000)	Annual payroll (\$1,000)	First-quarter payroll (\$1,000)	Paid employees for pay period including March 12 (number)
LAWRENCE COUNTY — Con.						
83	Social services	10	(D)	(D)	(D)	BB
835	Child day care services	5	(D)	(D)	(D)	BB
832, 3, 6, 9	Other social services	5	691	289	78	50
87 ex. 8733	Engineering, accounting, research, management, and related services (except noncommercial research organizations)	38	13 925	5 361	1 269	286
871	Engineering, architectural, and surveying services	9	3 840	1 503	347	61
872	Accounting, auditing, and bookkeeping services	13	4 918	1 678	440	89
873 ex. 8733	Research, development, and testing services (except noncommercial research organizations)	6	3 896	1 702	341	66
874	Management and public relations services	10	1 271	478	141	70
89	Services, n.e.c.	1	(D)	(D)	(D)	AA
LEBANON COUNTY						
	Total	572	259 820	111 666	26 789	5 528
70 ex. 704	Hotels, rooming houses, camps, and other lodging places (except membership lodging)	10	(D)	(D)	(D)	CC
7011	Hotels and motels	8	(D)	(D)	(D)	CC
7011 pt.	Hotels	4	(D)	(D)	(D)	CC
7011 pt.	Motels, motor hotels, and tourist courts	4	(D)	(D)	(D)	AA
702, 3	Other lodging places	2	(D)	(D)	(D)	AA
72	Personal services	86	14 564	4 105	985	437
721	Laundry, cleaning, and garment services	9	1 837	521	127	64
7211	Power laundries, family and commercial*	—	—	—	—	—
7213	Linen supply*	—	—	—	—	—
7215	Coin-operated laundries and drycleaning	4	(D)	(D)	(D)	AA
7216	Drycleaning plants, except rug cleaning*	1	(D)	(D)	(D)	AA
7217	Carpet and upholstery cleaning	2	(D)	(D)	(D)	BB
7218	Industrial laundries*	—	—	—	—	—
7212, 9	Other laundry, cleaning, and garment services*	2	(D)	(D)	(D)	AA
722	Photographic studios, portrait	8	1 731	357	80	57
723, 4	Beauty and barber shops	52	5 181	1 906	431	168
723	Beauty shops	50	(D)	(D)	(D)	CC
724	Barber shops	2	(D)	(D)	(D)	AA
725	Shoe repair shops and shoeshine parlors	1	(D)	(D)	(D)	AA
726	Funeral service and crematories	8	(D)	(D)	(D)	BB
729	Miscellaneous personal services	8	(D)	(D)	(D)	CC
73	Business services	59	43 281	20 543	6 569	1 456
731	Advertising	5	1 771	520	137	22
732	Consumer credit reporting agencies, mercantile reporting agencies, and adjustment and collection agencies	1	(D)	(D)	(D)	AA
733	Mailing, reproduction, commercial art and photography, and stenographic services	5	(D)	(D)	(D)	AA
734	Services to dwellings and other buildings	10	(D)	(D)	(D)	CC
735	Miscellaneous equipment rental and leasing	8	5 231	839	241	54
736	Personnel supply services	6	(D)	(D)	(D)	GG
737	Computer programming, data processing, and other computer related services	7	1 808	419	107	24
7371, 2, 3	Computer programming, prepackaged software, and integrated systems	4	1 540	360	94	18
7374, 5, 6	Data processing services	1	(D)	(D)	(D)	AA
7377, 8, 9	Computer rental and leasing, maintenance, and related services, n.e.c.	2	(D)	(D)	(D)	AA
738	Miscellaneous business services	17	(D)	(D)	(D)	CC
75	Automotive repair, services, and parking	80	19 730	4 236	1 040	289
751	Automotive rental and leasing, without drivers	4	(D)	(D)	(D)	BB
752	Automobile parking	—	—	—	—	—
753	Automotive repair shops	66	15 538	2 951	725	198
7532	Top, body, and upholstery repair shops and paint shops	23	(D)	(D)	(D)	BB
7538	General automotive repair shops	36	9 426	1 616	413	104
7533, 4, 6, 7, 9	Other automotive repair shops	7	(D)	(D)	(D)	BB
754	Automotive services, except repair	10	(D)	(D)	(D)	BB
76	Miscellaneous repair services	27	11 109	2 657	629	138
762	Electrical repair shops	4	(D)	(D)	(D)	BB
7622	Radio and television repair shops	1	(D)	(D)	(D)	AA
7623, 9	Other electrical and electronic repair shops	3	(D)	(D)	(D)	BB
763	Watch, clock, and jewelry repair	1	(D)	(D)	(D)	AA
764	Reupholstery and furniture repair	4	486	148	29	14
769	Miscellaneous repair and related services	18	(D)	(D)	(D)	BB

Table 6. Summary Statistics for Firms Subject to Federal Income Tax for Counties With 350 Establishments or More: 1992 — Con.

[Includes only establishments with payroll. For meaning of abbreviations and symbols, see introductory text. For explanation of terms and comparability of 1987 and 1992 censuses, see appendix A. For information on geographic areas followed by ▲, see appendix F]

SIC code	Geographic area and kind of business or operation	Establishments (number)	Receipts (\$1,000)	Annual payroll (\$1,000)	First-quarter payroll (\$1,000)	Paid employees for pay period including March 12 (number)
LEBANON COUNTY—Con.						
78, 79, 84	Amusement and recreation services, including motion pictures and museums	48	12 977	2 881	608	274
781, 2	Motion picture production, distribution, and services	—	—	—	—	—
783	Motion picture theaters	3	(D)	(D)	(D)	BB
784	Video tape rental	14	(D)	(D)	(D)	BB
792	Theatrical producers (except motion picture), bands, orchestras, and entertainers	—	—	—	—	—
793	Bowling centers	2	(D)	(D)	(D)	BB
79 ex. 792, 3; 84	Commercial sports and other amusement and recreation services, including museums	29	(D)	(D)	(D)	CC
80	Health services	166	79 495	37 645	7 314	1 222
801	Offices and clinics of doctors of medicine	61	44 452	25 906	4 645	519
802	Offices and clinics of dentists	50	11 994	3 666	817	197
803	Offices and clinics of doctors of osteopathy	6	2 920	1 341	249	42
804	Offices and clinics of other health practitioners	28	6 256	1 825	444	97
805	Nursing and personal care facilities	4	(D)	(D)	(D)	EE
806	Hospitals	—	—	—	—	—
807, 8, 9	Other health services	17	(D)	(D)	(D)	CC
81	Legal services	28	10 269	2 588	606	118
823, 4, 9	Selected educational services	2	(D)	(D)	(D)	AA
83	Social services	21	4 187	1 693	419	167
835	Child day care services	12	1 768	851	206	102
832, 3, 6, 9	Other social services	9	2 419	842	213	65
87 ex. 8733	Engineering, accounting, research, management, and related services (except noncommercial research organizations)	41	58 749	33 537	8 159	1 190
871	Engineering, architectural, and surveying services	12	48 524	28 850	6 831	1 000
872	Accounting, auditing, and bookkeeping services	19	(D)	(D)	(D)	CC
873 ex. 8733	Research, development, and testing services (except noncommercial research organizations)	—	—	—	—	—
874	Management and public relations services	10	(D)	(D)	(D)	BB
89	Services, n.e.c.	4	(D)	(D)	(D)	BB
LEHIGH COUNTY						
	Total	2 371	1 322 550	539 382	117 852	24 817
70 ex. 704	Hotels, rooming houses, camps, and other lodging places (except membership lodging)	33	46 424	11 960	2 680	1 089
7011	Hotels and motels	30	46 109	11 864	2 659	1 080
7011 pt.	Hotels	20	37 378	9 925	2 224	901
7011 pt.	Hotels, 25 guestrooms or more	15	35 828	9 597	2 148	877
7011 pt.	Hotels, less than 25 guestrooms	5	1 550	328	76	24
7011 pt.	Motels, motor hotels, and tourist courts	10	8 731	1 939	435	179
7011 pt.	Motels, tourist courts	7	(D)	(D)	(D)	BB
7011 pt.	Motor hotels	3	(D)	(D)	(D)	CC
702, 3	Other lodging places	3	315	96	21	9
702	Rooming and boarding houses	1	(D)	(D)	(D)	AA
703	Camps and recreational vehicle parks	2	(D)	(D)	(D)	AA
72	Personal services	296	84 538	29 248	7 120	2 458
721	Laundry, cleaning, and garment services	57	43 248	14 725	3 580	935
7211	Power laundries, family and commercial*	3	(D)	(D)	(D)	AA
7213	Linen supply*	4	(D)	(D)	(D)	FF
7215	Coin-operated laundries and drycleaning	10	(D)	(D)	(D)	BB
7216	Drycleaning plants, except rug cleaning*	21	3 995	1 280	261	116
7217	Carpet and upholstery cleaning	6	1 955	205	85	42
7218	Industrial laundries*	4	(D)	(D)	(D)	CC
7212, 9	Other laundry, cleaning, and garment services*	9	(D)	(D)	(D)	BB
7212	Garment pressing, and agents for laundries and drycleaners	1	(D)	(D)	(D)	AA
7219	Laundry and garment services, n.e.c.*	8	(D)	(D)	(D)	BB
722	Photographic studios, portrait	13	2 714	656	161	69
723, 4	Beauty and barber shops	170	19 795	8 770	1 997	804
723	Beauty shops	162	(D)	(D)	(D)	FF
724	Barber shops	8	(D)	(D)	(D)	AA
725	Shoe repair shops and shoeshine parlors	4	(D)	(D)	(D)	AA
726	Funeral service and crematories	23	(D)	(D)	(D)	BB
729	Miscellaneous personal services	29	(D)	(D)	(D)	FF
7291	Tax return preparation services	9	2 925	1 319	480	383
7299	Miscellaneous personal services, n.e.c.	20	(D)	(D)	(D)	CC

Table 6. Summary Statistics for Firms Subject to Federal Income Tax for Counties With 350 Establishments or More: 1992 — Con.

[Includes only establishments with payroll. For meaning of abbreviations and symbols, see introductory text. For explanation of terms and comparability of 1987 and 1992 censuses, see appendix A. For information on geographic areas followed by ▲, see appendix F]

SIC code	Geographic area and kind of business or operation	Establishments (number)	Receipts (\$1,000)	Annual payroll (\$1,000)	First-quarter payroll (\$1,000)	Paid employees for pay period including March 12 (number)
LEHIGH COUNTY — Con.						
73	Business services -----	350	284 315	127 152	30 027	7 906
731	Advertising -----	24	22 037	6 943	1 514	238
7311	Advertising agencies -----	17	(D)	(D)	(D)	CC
7312	Outdoor advertising services -----	1	(D)	(D)	(D)	AA
7313	Radio, television, publishers' advertising representatives -----	1	(D)	(D)	(D)	AA
7319	Advertising, n.e.c. -----	5	(D)	(D)	(D)	BB
732	Consumer credit reporting agencies, mercantile reporting agencies, and adjustment and collection agencies -----	5	(D)	(D)	(D)	BB
7322	Adjustment and collection services -----	4	(D)	(D)	(D)	AA
7323	Credit reporting services -----	1	(D)	(D)	(D)	BB
733	Mailing, reproduction, commercial art and photography, and stenographic services -----	27	6 090	1 328	293	73
7331	Direct mail advertising services -----	3	(D)	(D)	(D)	AA
7334	Photocopying and duplicating services -----	3	(D)	(D)	(D)	AA
7335, 6	Commercial photography, art, and graphics -----	15	3 017	719	171	35
7335	Commercial photography -----	4	(D)	(D)	(D)	AA
7336	Commercial art and graphic design -----	11	(D)	(D)	(D)	BB
7338	Secretarial and court reporting services -----	6	1 833	343	79	23
734	Services to dwellings and other buildings -----	63	15 512	6 989	1 441	724
7342	Disinfecting and pest control services -----	4	5 983	2 648	566	126
7349	Building cleaning and maintenance services, n.e.c. -----	59	9 529	4 341	875	598
735	Miscellaneous equipment rental and leasing -----	29	25 665	6 022	1 334	192
7352	Medical equipment rental and leasing -----	6	(D)	(D)	(D)	BB
7353	Heavy construction equipment rental and leasing -----	2	(D)	(D)	(D)	BB
7359	Equipment rental and leasing, n.e.c. -----	21	16 709	4 072	857	122
736	Personnel supply services -----	50	68 312	50 661	11 063	3 180
7361	Employment agencies -----	14	3 663	1 685	371	126
7363	Help supply services -----	36	64 649	48 976	10 692	3 054
7363 pt.	Temporary help supply -----	26	57 135	42 338	9 146	2 833
7363 pt.	Help supply, except temporary -----	10	7 514	6 638	1 546	221
737	Computer programming, data processing, and other computer related services -----	54	41 321	16 134	4 129	488
7371, 2, 3	Computer programming, prepackaged software, and integrated systems -----	37	(D)	(D)	(D)	EE
7371	Computer programming services -----	20	14 410	8 788	2 151	207
7372	Prepackaged software -----	10	(D)	(D)	(D)	BB
7373	Computer integrated systems -----	7	3 953	916	260	37
7374, 5, 6	Data processing services -----	7	(D)	(D)	(D)	CC
7374, 5	Computer processing, information retrieval -----	7	(D)	(D)	(D)	CC
7376	Computer facilities management services -----	—	—	—	—	—
7377, 8, 9	Computer rental and leasing, maintenance, and related services, n.e.c. -----	10	(D)	(D)	(D)	BB
7377	Computer rental and leasing -----	—	—	—	—	—
7378	Computer maintenance and repair -----	8	(D)	(D)	(D)	BB
7379	Computer related services, n.e.c. -----	2	(D)	(D)	(D)	AA
738	Miscellaneous business services -----	98	(D)	(D)	(D)	HH
7381, 2	Detective agencies and protective services -----	14	27 499	16 682	4 291	1 454
7381	Detective, guard, and armored car services -----	8	(D)	(D)	(D)	GG
7382	Security systems services -----	6	(D)	(D)	(D)	CC
7383	News syndicates -----	1	(D)	(D)	(D)	AA
7384	Photofinishing laboratories* -----	13	(D)	(D)	(D)	FF
7389	Business services, n.e.c. -----	70	(D)	(D)	(D)	FF
7389 pt.	Sign painting shops -----	3	376	117	20	5
7389 pt.	Interior designing -----	3	(D)	(D)	(D)	AA
7389 pt.	Telephone answering services -----	6	6 862	3 926	756	365
7389 pt.	Other business services -----	58	(D)	(D)	(D)	FF
75	Automotive repair, services, and parking -----	211	86 232	20 831	4 939	1 200
751	Automotive rental and leasing, without drivers -----	17	18 416	2 978	706	208
7513	Truck rental and leasing, without drivers -----	7	(D)	(D)	(D)	BB
7514, 5	Passenger car rental and leasing -----	9	(D)	(D)	(D)	CC
7514	Passenger car rental -----	9	(D)	(D)	(D)	CC
7515	Passenger car leasing -----	—	—	—	—	—
7519	Utility trailer and recreational vehicle rental -----	1	(D)	(D)	(D)	AA
752	Automobile parking -----	9	(D)	(D)	(D)	BB
753	Automotive repair shops -----	156	57 722	14 535	3 477	715
7532	Top, body, and upholstery repair shops and paint shops -----	42	17 701	5 376	1 317	257
7532 pt.	Top and body repair shops -----	37	(D)	(D)	(D)	CC
7532 pt.	Paint shops -----	5	(D)	(D)	(D)	BB
7538	General automotive repair shops -----	89	28 982	6 541	1 544	335
7538 pt.	General automotive repair shops, except diesel -----	79	23 703	5 200	1 231	272
7538 pt.	Diesel repair shops -----	10	5 279	1 341	313	63
7533, 4, 6, 7, 9	Other automotive repair shops -----	25	11 039	2 618	616	123
7533	Automotive exhaust system repair shops -----	7	2 599	705	162	30
7534	Tire retreading and repair shops -----	—	—	—	—	—
7536	Automotive glass replacement shops -----	7	3 475	800	169	22
7537	Automotive transmission repair shops -----	7	1 782	347	76	23
7539	Automotive repair shops, n.e.c. -----	4	3 183	766	209	48
7539 pt.	Radiator repair -----	—	—	—	—	—
7539 pt.	Brake, front end, and wheel alignment -----	4	3 183	766	209	48
7539 pt.	Automotive electrical and fuel system services -----	—	—	—	—	—
7539 pt.	Other automotive repair shops, n.e.c. -----	—	—	—	—	—
754	Automotive services, except repair -----	29	(D)	(D)	(D)	EE
7542	Carwashes -----	19	6 390	2 267	503	195
7549	Automotive services, except repair and carwashes -----	10	(D)	(D)	(D)	BB

Table 6. Summary Statistics for Firms Subject to Federal Income Tax for Counties With 350 Establishments or More: 1992 — Con.

[Includes only establishments with payroll. For meaning of abbreviations and symbols, see introductory text. For explanation of terms and comparability of 1987 and 1992 censuses, see appendix A. For information on geographic areas followed by ▲, see appendix F]

SIC code	Geographic area and kind of business or operation	Establishments (number)	Receipts (\$1,000)	Annual payroll (\$1,000)	First-quarter payroll (\$1,000)	Paid employees for pay period including March 12 (number)
LEHIGH COUNTY — Con.						
76	Miscellaneous repair services	87	46 344	15 049	3 604	635
762	Electrical repair shops	32	16 479	6 237	1 447	255
7622	Radio and television repair shops	6	(D)	(D)	(D)	BB
7623, 9	Other electrical and electronic repair shops	26	(D)	(D)	(D)	CC
7623	Refrigeration and air-conditioning service and repair shops	3	(D)	(D)	(D)	AA
7629	Electrical and electronic repair shops, n.e.c.	23	13 950	5 165	1 217	218
763	Watch, clock, and jewelry repair	3	(D)	(D)	(D)	AA
764	Reupholstery and furniture repair	6	651	176	40	10
769	Miscellaneous repair and related services	46	(D)	(D)	(D)	EE
7692	Welding repair	6	(D)	(D)	(D)	BB
7694	Armature rewinding shops	6	(D)	(D)	(D)	BB
7699	Repair shops and related services, n.e.c.	34	(D)	(D)	(D)	CC
78, 79, 84	Amusement and recreation services, including motion pictures and museums	127	69 586	17 617	4 128	1 552
781, 2	Motion picture production, distribution, and services	8	7 007	1 850	565	57
783	Motion picture theaters	9	9 682	1 383	310	165
7832	Motion picture theaters, except drive-in	8	(D)	(D)	(D)	CC
7833	Drive-in motion picture theaters	1	(D)	(D)	(D)	AA
784	Video tape rental	22	7 265	1 040	272	169
792	Theatrical producers (except motion picture), bands, orchestras, and entertainers	8	4 375	1 371	276	63
7922	Theatrical producers (except motion picture) and miscellaneous theatrical services	3	(D)	(D)	(D)	BB
7929	Bands, orchestras, actors, and other entertainers and entertainment groups	5	(D)	(D)	(D)	AA
793	Bowling centers	10	3 798	1 150	278	120
79 ex. 792, 3, 84	Commercial sports and other amusement and recreation services, including museums	70	37 459	10 823	2 427	978
794	Commercial sports	1	(D)	(D)	(D)	AA
7941	Professional sports clubs, managers, promoters	1	(D)	(D)	(D)	AA
7948	Racing, including track operation	—	—	—	—	—
79 ex. 792, 3, 4; 84	Other amusement and recreation services, including museums	69	(D)	(D)	(D)	FF
791	Dance studios, schools, and halls	8	709	163	44	26
7991	Physical fitness facilities	12	6 685	2 078	490	452
7992	Public golf courses	8	5 369	1 385	190	66
7993	Coin-operated amusement devices	9	4 324	930	217	47
7996	Amusement parks	1	(D)	(D)	(D)	EE
7997	Membership sports and recreation clubs	5	474	122	26	8
7999, 84	Amusement and recreation services, including museums, n.e.c.	26	(D)	(D)	(D)	CC
7999 pt.	Concession operators of amusement devices and rides	1	(D)	(D)	(D)	AA
7999 pt.	Carnivals, circuses, and fairs	1	(D)	(D)	(D)	AA
7999 pt., 84	Other recreation and amusements, including museums	24	(D)	(D)	(D)	CC
80	Health services	715	465 717	218 734	44 425	6 071
801	Offices and clinics of doctors of medicine	336	281 377	149 981	28 790	2 509
8011 pt.	Offices of doctors of medicine	331	(D)	(D)	(D)	GG
8011 pt.	General medical clinics	5	(D)	(D)	(D)	BB
802	Offices and clinics of dentists	164	53 845	18 902	4 205	826
803	Offices and clinics of doctors of osteopathy	50	24 773	10 777	2 242	299
804	Offices and clinics of other health practitioners	115	28 814	8 266	1 854	431
8041	Offices and clinics of chiropractors	35	8 828	1 972	426	111
8042	Offices and clinics of optometrists	29	8 267	2 318	495	109
8043	Offices and clinics of podiatrists	17	3 612	1 227	283	54
8049	Offices and clinics of health practitioners, n.e.c.	34	8 107	2 749	650	157
805	Nursing and personal care facilities	9	39 265	16 446	3 904	1 073
8051	Skilled nursing care facilities	7	(D)	(D)	(D)	GG
8052	Intermediate care facilities	1	(D)	(D)	(D)	BB
8059	Nursing and personal care facilities, n.e.c.	1	(D)	(D)	(D)	AA
806	Hospitals	—	—	—	—	—
8062	General medical and surgical hospitals	—	—	—	—	—
8063, 9	Specialty hospitals	—	—	—	—	—
807, 8, 9	Other health services	41	37 643	14 362	3 430	933
807	Medical and dental laboratories	23	16 919	3 780	940	161
8071	Medical laboratories	15	14 980	3 049	765	129
8072	Dental laboratories	8	1 939	731	175	32
808	Home health care services	10	13 349	8 697	2 081	684
809	Miscellaneous health and allied services, n.e.c.	8	7 375	1 885	409	88
8092	Kidney dialysis centers	2	(D)	(D)	(D)	BB
8093	Specialty outpatient facilities, n.e.c.	2	(D)	(D)	(D)	AA
8099	Health and allied services, n.e.c.	4	(D)	(D)	(D)	BB
81	Legal services	188	72 699	27 882	5 117	796
823, 4, 9	Selected educational services	16	(D)	(D)	(D)	CC
823	Libraries	—	—	—	—	—
824	Vocational schools	5	(D)	(D)	(D)	BB
829	Schools and educational services, n.e.c.	11	(D)	(D)	(D)	BB
83	Social services	94	18 974	8 352	1 944	866
835	Child day care services	64	9 217	4 422	1 057	558
832, 3, 6, 9	Other social services	30	9 757	3 930	887	308

Table 6. Summary Statistics for Firms Subject to Federal Income Tax for Counties With 350 Establishments or More: 1992 — Con.

[Includes only establishments with payroll. For meaning of abbreviations and symbols, see introductory text. For explanation of terms and comparability of 1987 and 1992 censuses, see appendix A. For information on geographic areas followed by ▲, see appendix F]

SIC code	Geographic area and kind of business or operation	Establishments (number)	Receipts (\$1,000)	Annual payroll (\$1,000)	First-quarter payroll (\$1,000)	Paid employees for pay period including March 12 (number)
LEHIGH COUNTY — Con.						
87 ex. 8733	Engineering, accounting, research, management, and related services (except noncommercial research organizations) -----	245	137 531	59 143	13 070	2 063
871	Engineering, architectural, and surveying services -----	83	47 329	22 331	4 875	698
8711	Engineering services -----	55	38 312	18 619	3 970	571
8712	Architectural services -----	21	8 362	3 506	864	113
8713	Surveying services -----	7	655	206	41	14
872	Accounting, auditing, and bookkeeping services -----	82	37 434	16 752	3 811	545
873 ex. 8733	Research, development, and testing services (except noncommercial research organizations) -----	21	9 089	4 738	745	278
8731	Commercial physical and biological research -----	5	(D)	(D)	(D)	AA
8732	Commercial economic, sociological, and educational research -----	8	(D)	(D)	(D)	CC
8734	Testing laboratories -----	8	(D)	(D)	(D)	BB
874	Management and public relations services -----	59	43 679	15 322	3 639	542
8741	Management services -----	17	29 135	7 177	1 694	236
8742	Management consulting services -----	30	(D)	(D)	(D)	EE
8743	Public relations services -----	2	(D)	(D)	(D)	AA
8744	Facilities support management services -----	1	(D)	(D)	(D)	AA
8748	Business consulting services, n.e.c. -----	9	(D)	(D)	(D)	AA
89	Services, n.e.c. -----	9	(D)	(D)	(D)	BB
LUZERNE COUNTY						
	Total -----	1 941	925 272	324 876	74 213	20 290
70 ex. 704	Hotels, rooming houses, camps, and other lodging places (except membership lodging) -----	37	46 760	13 970	3 132	1 285
7011	Hotels and motels -----	31	45 982	13 858	3 113	1 271
7011 pt.	Hotels -----	18	39 427	12 205	2 744	1 102
7011 pt.	Motels, motor hotels, and tourist courts -----	13	6 555	1 653	369	169
702, 3	Other lodging places -----	6	778	112	19	14
72	Personal services -----	229	42 783	12 247	2 966	1 256
721	Laundry, cleaning, and garment services -----	35	17 343	4 996	1 152	365
7211	Power laundries, family and commercial* -----	2	(D)	(D)	(D)	BB
7213	Linen supply* -----	2	(D)	(D)	(D)	CC
7215	Coin-operated laundries and drycleaning -----	2	(D)	(D)	(D)	AA
7216	Drycleaning plants, except rug cleaning* -----	19	3 648	1 496	333	136
7217	Carpet and upholstery cleaning -----	6	1 122	409	96	23
7218	Industrial laundries* -----	2	(D)	(D)	(D)	BB
7212, 9	Other laundry, cleaning, and garment services* -----	2	(D)	(D)	(D)	AA
722	Photographic studios, portrait -----	13	2 627	596	142	62
723, 4	Beauty and barber shops -----	125	10 014	3 886	941	455
723	Beauty shops -----	123	(D)	(D)	(D)	EE
724	Barber shops -----	2	(D)	(D)	(D)	AA
725	Shoe repair shops and shoeshine parlors -----	—	—	—	—	—
726	Funeral service and crematories -----	39	9 808	1 769	364	90
729	Miscellaneous personal services -----	17	2 991	1 000	367	284
73	Business services -----	266	141 248	58 668	13 700	5 419
731	Advertising -----	14	(D)	(D)	(D)	CC
732	Consumer credit reporting agencies, mercantile reporting agencies, and adjustment and collection agencies -----	5	4 066	1 372	337	71
733	Mailing, reproduction, commercial art and photography, and stenographic services -----	12	6 811	2 381	420	177
734	Services to dwellings and other buildings -----	65	15 640	6 788	1 505	665
735	Miscellaneous equipment rental and leasing -----	27	14 487	3 319	822	141
736	Personnel supply services -----	23	19 228	11 206	2 193	2 436
737	Computer programming, data processing, and other computer related services -----	48	44 417	19 688	4 958	863
7371, 2, 3	Computer programming, prepackaged software, and integrated systems -----	21	13 311	6 511	1 573	343
7374, 5, 6	Data processing services -----	15	22 282	11 106	2 702	411
7377, 8, 9	Computer rental and leasing, maintenance, and related services, n.e.c. -----	12	8 824	2 071	683	109
738	Miscellaneous business services -----	72	(D)	(D)	(D)	FF
75	Automotive repair, services, and parking -----	205	61 537	11 445	2 535	821
751	Automotive rental and leasing, without drivers -----	15	7 400	1 170	258	66
752	Automobile parking -----	9	(D)	(D)	(D)	BB
753	Automotive repair shops -----	157	46 187	7 951	1 724	494
7532	Top, body, and upholstery repair shops and paint shops -----	41	13 681	1 718	429	120
7538	General automotive repair shops -----	74	16 511	3 097	699	213
7533, 4, 6, 7, 9	Other automotive repair shops -----	42	15 995	3 136	596	161
754	Automotive services, except repair -----	24	(D)	(D)	(D)	CC
76	Miscellaneous repair services -----	63	(D)	(D)	(D)	EE
762	Electrical repair shops -----	26	6 367	1 933	448	108
7622	Radio and television repair shops -----	4	305	46	10	4
7623, 9	Other electrical and electronic repair shops -----	22	6 062	1 887	438	104
763	Watch, clock, and jewelry repair -----	1	(D)	(D)	(D)	AA
764	Reupholstery and furniture repair -----	8	1 115	266	60	19
769	Miscellaneous repair and related services -----	28	(D)	(D)	(D)	CC

Table 6. Summary Statistics for Firms Subject to Federal Income Tax for Counties With 350 Establishments or More: 1992 — Con.

[Includes only establishments with payroll. For meaning of abbreviations and symbols, see introductory text. For explanation of terms and comparability of 1987 and 1992 censuses, see appendix A. For information on geographic areas followed by ▲, see appendix F]

SIC code	Geographic area and kind of business or operation	Establishments (number)	Receipts (\$1,000)	Annual payroll (\$1,000)	First-quarter payroll (\$1,000)	Paid employees for pay period including March 12 (number)
LUZERNE COUNTY—Con.						
78, 79, 84	Amusement and recreation services, including motion pictures and museums	113	90 342	17 566	4 410	2 090
781, 2	Motion picture production, distribution, and services	6	(D)	(D)	(D)	BB
783	Motion picture theaters	7	(D)	(D)	(D)	CC
784	Video tape rental	29	(D)	(D)	(D)	CC
792	Theatrical producers (except motion picture), bands, orchestras, and entertainers	7	(D)	(D)	(D)	BB
793	Bowling centers	8	(D)	(D)	(D)	BB
79 ex. 792, 3, 84	Commercial sports and other amusement and recreation services, including museums	56	40 381	9 412	2 390	1 621
80	Health services	569	317 030	124 532	27 665	5 657
801	Offices and clinics of doctors of medicine	245	136 409	58 171	12 016	1 524
802	Offices and clinics of dentists	137	39 333	11 489	2 723	627
803	Offices and clinics of doctors of osteopathy	20	6 801	2 379	580	95
804	Offices and clinics of other health practitioners	89	25 502	7 526	1 471	340
805	Nursing and personal care facilities	20	54 474	22 432	5 493	1 690
806	Hospitals	1	(D)	(D)	(D)	CC
807, 8, 9	Other health services	57	(D)	(D)	(D)	GG
81	Legal services	162	56 252	17 084	3 182	654
823, 4, 9	Selected educational services	7	2 280	764	180	74
83	Social services	86	28 791	12 363	3 011	1 011
835	Child day care services	47	5 968	2 667	625	365
832, 3, 6, 9	Other social services	39	22 823	9 696	2 386	646
87 ex. 8733	Engineering, accounting, research, management, and related services (except noncommercial research organizations)	194	116 384	48 718	11 638	1 678
871	Engineering, architectural, and surveying services	53	46 341	18 494	4 313	547
872	Accounting, auditing, and bookkeeping services	87	33 822	14 638	3 414	577
873 ex. 8733	Research, development, and testing services (except noncommercial research organizations)	9	4 295	1 861	425	95
874	Management and public relations services	45	31 926	13 725	3 486	459
89	Services, n.e.c.	10	(D)	(D)	(D)	BB
LYCOMING COUNTY (Coextensive with Williamsport, PA MSA; see table 7a.)						
MERCER COUNTY (Coextensive with Sharon, PA MSA; see table 7a.)						
MONROE COUNTY						
	Total	763	390 682	142 870	32 659	8 089
70 ex. 704	Hotels, rooming houses, camps, and other lodging places (except membership lodging)	73	152 834	52 778	12 052	3 678
7011	Hotels and motels	57	126 304	39 242	9 169	3 122
7011 pt.	Hotels	40	118 811	37 618	8 797	2 880
7011 pt.	Motels, motor hotels, and tourist courts	17	7 493	1 624	372	242
702, 3	Other lodging places	16	26 530	13 536	2 883	556
72	Personal services	88	14 445	4 869	1 092	413
721	Laundry, cleaning, and garment services	10	1 723	495	113	46
7211	Power laundries, family and commercial*	—	—	—	—	—
7213	Linen supply*	—	—	—	—	—
7215	Coin-operated laundries and drycleaning	3	(D)	(D)	(D)	AA
7216	Drycleaning plants, except rug cleaning*	3	768	231	55	15
7217	Carpet and upholstery cleaning	1	(D)	(D)	(D)	BB
7218	Industrial laundrers*	—	—	—	—	—
7212, 9	Other laundry, cleaning, and garment services*	3	300	36	8	5
722	Photographic studios, portrait	7	2 713	873	177	46
723, 4	Beauty and barber shops	59	5 914	2 369	546	235
723	Beauty shops	57	(D)	(D)	(D)	CC
724	Barber shops	2	(D)	(D)	(D)	AA
725	Shoe repair shops and shoeshine parlors	—	—	—	—	—
726	Funeral service and crematories	4	2 072	650	152	23
729	Miscellaneous personal services	8	2 023	482	104	63

Table 6. Summary Statistics for Firms Subject to Federal Income Tax for Counties With 350 Establishments or More: 1992 — Con.

[Includes only establishments with payroll. For meaning of abbreviations and symbols, see introductory text. For explanation of terms and comparability of 1987 and 1992 censuses, see appendix A. For information on geographic areas followed by ▲, see appendix F]

SIC code	Geographic area and kind of business or operation	Establishments (number)	Receipts (\$1,000)	Annual payroll (\$1,000)	First-quarter payroll (\$1,000)	Paid employees for pay period including March 12 (number)
MONROE COUNTY — Con.						
73	Business services	103	32 562	13 011	2 945	635
731	Advertising	9	4 129	932	191	18
732	Consumer credit reporting agencies, mercantile reporting agencies, and adjustment and collection agencies	1	(D)	(D)	(D)	AA
733	Mailing, reproduction, commercial art and photography, and stenographic services	5	415	127	16	11
734	Services to dwellings and other buildings	20	3 827	1 553	345	107
735	Miscellaneous equipment rental and leasing	7	1 577	361	96	18
736	Personnel supply services	7	1 585	1 074	254	89
737	Computer programming, data processing, and other computer related services	25	9 010	3 802	651	70
7371, 2, 3	Computer programming, prepackaged software, and integrated systems	15	6 536	3 038	595	59
7374, 5, 6	Data processing services	4	418	96	26	8
7377, 8, 9	Computer rental and leasing, maintenance, and related services, n.e.c.	6	2 056	668	30	3
738	Miscellaneous business services	29	(D)	(D)	(D)	EE
75	Automotive repair, services, and parking	68	16 557	3 646	863	236
751	Automotive rental and leasing, without drivers	2	(D)	(D)	(D)	AA
752	Automobile parking	1	(D)	(D)	(D)	AA
753	Automotive repair shops	57	14 783	3 132	731	178
7532	Top, body, and upholstery repair shops and paint shops	20	4 641	945	226	53
7538	General automotive repair shops	26	6 108	1 143	275	75
7533, 4, 6, 7, 9	Other automotive repair shops	11	4 034	1 044	230	50
754	Automotive services, except repair	8	1 422	441	115	49
76	Miscellaneous repair services	22	5 817	1 412	324	77
762	Electrical repair shops	6	1 446	287	67	15
7622	Radio and television repair shops	2	(D)	(D)	(D)	AA
7623, 9	Other electrical and electronic repair shops	4	(D)	(D)	(D)	AA
763	Watch, clock, and jewelry repair	—	—	—	—	—
764	Reupholstery and furniture repair	—	—	—	—	—
769	Miscellaneous repair and related services	16	4 371	1 125	257	62
78, 79, 84	Amusement and recreation services, including motion pictures and museums	76	32 198	6 849	2 252	691
781, 2	Motion picture production, distribution, and services	3	(D)	(D)	(D)	AA
783	Motion picture theaters	4	2 841	316	54	32
784	Video tape rental	14	2 248	366	81	44
792	Theatrical producers (except motion picture), bands, orchestras, and entertainers	5	374	117	13	8
793	Bowling centers	1	(D)	(D)	(D)	BB
79 ex. 792, 3; 84	Commercial sports and other amusement and recreation services, including museums	49	24 960	5 360	1 874	579
80	Health services	152	82 066	39 610	8 380	1 288
801	Offices and clinics of doctors of medicine	65	43 714	24 237	4 803	461
802	Offices and clinics of dentists	34	10 647	3 467	778	181
803	Offices and clinics of doctors of osteopathy	—	—	—	—	—
804	Offices and clinics of other health practitioners	35	8 143	2 722	642	115
805	Nursing and personal care facilities	6	10 117	5 223	1 304	332
806	Hospitals	—	—	—	—	—
807, 8, 9	Other health services	12	9 445	3 961	853	199
81	Legal services	60	14 491	4 617	1 058	215
823, 4, 9	Selected educational services	5	853	225	43	18
83	Social services	31	8 188	3 217	932	325
835	Child day care services	23	2 018	954	226	137
832, 3, 6, 9	Other social services	8	6 170	2 263	706	188
87 ex. 8733	Engineering, accounting, research, management, and related services (except noncommercial research organizations)	81	30 125	12 479	2 716	511
871	Engineering, architectural, and surveying services	30	(D)	(D)	(D)	CC
872	Accounting, auditing, and bookkeeping services	25	8 768	4 008	998	197
873 ex. 8733	Research, development, and testing services (except noncommercial research organizations)	3	(D)	(D)	(D)	AA
874	Management and public relations services	23	12 163	4 110	746	147
89	Services, n.e.c.	4	546	157	2	2

Table 6. Summary Statistics for Firms Subject to Federal Income Tax for Counties With 350 Establishments or More: 1992 — Con.

[Includes only establishments with payroll. For meaning of abbreviations and symbols, see introductory text. For explanation of terms and comparability of 1987 and 1992 censuses, see appendix A. For information on geographic areas followed by ▲, see appendix F]

SIC code	Geographic area and kind of business or operation	Establishments (number)	Receipts (\$1,000)	Annual payroll (\$1,000)	First-quarter payroll (\$1,000)	Paid employees for pay period including March 12 (number)
MONTGOMERY COUNTY						
	Total	7 961	5 815 175	2 422 664	554 681	93 365
70 ex. 704	Hotels, rooming houses, camps, and other lodging places (except membership lodging)	64	141 539	37 499	8 906	2 833
7011	Hotels and motels	50	131 483	35 877	8 757	2 632
7011 pt.	Hotels	32	107 145	29 272	7 175	2 182
7011 pt.	Hotels, 25 guestrooms or more	26	106 307	29 126	7 129	2 163
7011 pt.	Hotels, less than 25 guestrooms	6	838	146	46	19
7011 pt.	Motels, motor hotels, and tourist courts	18	24 338	6 605	1 582	450
7011 pt.	Motels, tourist courts	15	(D)	(D)	(D)	CC
7011 pt.	Motor hotels	3	(D)	(D)	(D)	EE
702, 3	Other lodging places	14	10 056	1 622	149	201
702	Rooming and boarding houses	1	(D)	(D)	(D)	AA
703	Camps and recreational vehicle parks	13	(D)	(D)	(D)	CC
72	Personal services	771	158 223	55 495	13 335	5 155
721	Laundry, cleaning, and garment services	153	38 753	13 683	3 288	1 016
7211	Power laundries, family and commercial*	3	659	297	70	18
7213	Linen supply*	1	(D)	(D)	(D)	AA
7215	Coin-operated laundries and drycleaning	29	4 820	938	194	83
7216	Drycleaning plants, except rug cleaning*	90	24 684	9 309	2 242	696
7217	Carpet and upholstery cleaning	15	3 696	1 575	339	108
7218	Industrial laundriers*	3	3 722	1 330	384	89
7212, 9	Other laundry, cleaning, and garment services*	12	(D)	(D)	(D)	BB
7212	Garment pressing, and agents for laundries and drycleaners	5	274	52	11	7
7219	Laundry and garment services, n.e.c.*	7	(D)	(D)	(D)	AA
722	Photographic studios, portrait	41	8 809	2 104	488	166
723, 4	Beauty and barber shops	440	57 807	24 631	5 958	2 306
723	Beauty shops	398	54 701	23 286	5 631	2 187
724	Barber shops	42	3 106	1 345	327	119
725	Shoe repair shops and shoeshine parlors	11	963	265	71	23
726	Funeral service and crematories	41	15 462	2 991	675	127
729	Miscellaneous personal services	85	36 429	11 821	2 855	1 517
7291	Tax return preparation services	10	3 287	1 466	551	400
7299	Miscellaneous personal services, n.e.c.	75	33 142	10 355	2 304	1 117
73	Business services	1 570	1 615 665	730 906	169 680	35 036
731	Advertising	128	103 217	43 268	9 796	939
7311	Advertising agencies	96	77 153	34 707	7 809	836
7312	Outdoor advertising services	5	(D)	(D)	(D)	AA
7313	Radio, television, publishers' advertising representatives	16	9 857	3 819	702	46
7319	Advertising, n.e.c.	11	(D)	(D)	(D)	BB
732	Consumer credit reporting agencies, mercantile reporting agencies, and adjustment and collection agencies	29	32 598	14 051	3 139	536
7322	Adjustment and collection services	25	(D)	(D)	(D)	EE
7323	Credit reporting services	4	(D)	(D)	(D)	BB
733	Mailing, reproduction, commercial art and photography, and stenographic services	146	80 215	23 581	4 965	967
7331	Direct mail advertising services	29	27 614	9 978	1 924	370
7334	Photocopying and duplicating services	21	11 280	3 066	692	201
7335, 6	Commercial photography, art, and graphics	75	34 927	8 548	1 877	284
7335	Commercial photography	13	5 484	1 129	190	66
7336	Commercial art and graphic design	62	29 443	7 419	1 687	218
7338	Secretarial and court reporting services	21	6 394	1 989	472	112
734	Services to dwellings and other buildings	264	242 373	139 287	33 130	12 386
7342	Disinfecting and pest control services	36	16 679	6 744	1 510	307
7349	Building cleaning and maintenance services, n.e.c.	228	225 694	132 543	31 620	12 079
735	Miscellaneous equipment rental and leasing	69	55 303	15 288	3 570	541
7352	Medical equipment rental and leasing	11	(D)	(D)	(D)	BB
7353	Heavy construction equipment rental and leasing	16	(D)	(D)	(D)	BB
7359	Equipment rental and leasing, n.e.c.	42	40 835	11 237	2 676	397
736	Personnel supply services	195	207 477	138 755	30 309	7 362
7361	Employment agencies	87	37 031	17 708	3 898	606
7363	Help supply services	108	170 446	121 047	26 411	6 756
7363 pt.	Temporary help supply	91	158 894	112 112	24 475	6 282
7363 pt.	Help supply, except temporary	17	11 552	8 935	1 936	474
737	Computer programming, data processing, and other computer related services	396	615 446	241 322	58 947	5 929
7371, 2, 3	Computer programming, prepackaged software, and integrated systems	238	285 072	118 262	28 346	2 641
7371	Computer programming services	153	162 202	77 207	18 615	1 633
7372	Prepackaged software	53	49 337	16 488	3 610	345
7373	Computer integrated systems	32	73 533	24 567	6 121	663
7374, 5, 6	Data processing services	57	107 881	38 196	10 432	1 502
7374, 5	Computer processing, information retrieval	54	(D)	(D)	(D)	GG
7376	Computer facilities management services	3	(D)	(D)	(D)	CC
7377, 8, 9	Computer rental and leasing, maintenance, and related services, n.e.c.	101	222 493	84 864	20 169	1 786
7377	Computer rental and leasing	4	(D)	(D)	(D)	AA
7378	Computer maintenance and repair	30	181 742	66 584	15 588	1 301
7379	Computer related services, n.e.c.	67	(D)	(D)	(D)	EE

Table 6. Summary Statistics for Firms Subject to Federal Income Tax for Counties With 350 Establishments or More: 1992 — Con.

[Includes only establishments with payroll. For meaning of abbreviations and symbols, see introductory text. For explanation of terms and comparability of 1987 and 1992 censuses, see appendix A. For information on geographic areas followed by ▲, see appendix F]

SIC code	Geographic area and kind of business or operation	Establishments (number)	Receipts (\$1,000)	Annual payroll (\$1,000)	First-quarter payroll (\$1,000)	Paid employees for pay period including March 12 (number)
MONTGOMERY COUNTY — Con.						
73	Business services—Con.					
738	Miscellaneous business services	343	279 036	115 354	25 824	6 376
7381, 2	Detective agencies and protective services	60	85 754	49 785	11 559	3 460
7381	Detective, guard, and armored car services	43	56 046	39 073	9 029	3 146
7382	Security systems services	17	29 708	10 712	2 530	314
7383	News syndicates	2	(D)	(D)	(D)	AA
7384	Photofinishing laboratories*	29	6 014	1 359	302	113
7389	Business services, n.e.c.	252	(D)	(D)	(D)	HH
7389 pt.	Sign painting shops	13	(D)	(D)	(D)	BB
7389 pt.	Interior designing	40	16 522	3 462	682	136
7389 pt.	Telephone answering services	8	3 311	1 606	418	147
7389 pt.	Other business services	191	165 023	58 462	12 716	2 477
75	Automotive repair, services, and parking	601	344 542	71 541	17 626	3 155
751	Automotive rental and leasing, without drivers	47	157 695	19 350	4 774	713
7513	Truck rental and leasing, without drivers	24	141 058	17 184	4 247	599
7514, 5	Passenger car rental and leasing	23	16 637	2 166	527	114
7514	Passenger car rental	18	(D)	(D)	(D)	BB
7515	Passenger car leasing	5	(D)	(D)	(D)	BB
7519	Utility trailer and recreational vehicle rental	—	—	—	—	—
752	Automobile parking	3	(D)	(D)	(D)	AA
753	Automotive repair shops	487	169 633	48 018	11 845	2 091
7532	Top, body, and upholstery repair shops and paint shops	152	67 996	21 275	5 477	866
7532 pt.	Top and body repair shops	143	63 667	19 852	5 153	819
7532 pt.	Paint shops	9	4 329	1 423	324	47
7538	General automotive repair shops	255	73 190	19 529	4 702	920
7538 pt.	General automotive repair shops, except diesel	232	66 096	17 129	4 128	824
7538 pt.	Diesel repair shops	23	7 094	2 400	574	96
7533, 4, 6, 7, 9	Other automotive repair shops	80	28 447	7 214	1 666	305
7533	Automotive exhaust system repair shops	7	(D)	(D)	(D)	BB
7534	Tire retreading and repair shops	3	(D)	(D)	(D)	BB
7536	Automotive glass replacement shops	15	4 840	1 110	263	47
7537	Automotive transmission repair shops	24	8 503	2 708	553	88
7539	Automotive repair shops, n.e.c.	31	(D)	(D)	(D)	BB
7539 pt.	Radiator repair	8	(D)	(D)	(D)	AA
7539 pt.	Brake, front end, and wheel alignment	13	4 009	931	247	46
7539 pt.	Automotive electrical and fuel system services	9	2 230	494	128	35
7539 pt.	Other automotive repair shops, n.e.c.	1	(D)	(D)	(D)	AA
754	Automotive services, except repair	64	(D)	(D)	(D)	EE
7542	Carwashes	34	8 583	2 031	482	193
7549	Automotive services, except repair and carwashes	30	(D)	(D)	(D)	CC
76	Miscellaneous repair services	210	101 933	36 366	8 898	1 376
762	Electrical repair shops	74	58 223	23 191	5 767	827
7622	Radio and television repair shops	23	4 841	1 605	503	82
7623, 9	Other electrical and electronic repair shops	51	53 382	21 586	5 264	745
7623	Refrigeration and air-conditioning service and repair shops	7	9 498	2 253	521	66
7629	Electrical and electronic repair shops, n.e.c.	44	43 884	19 333	4 743	679
763	Watch, clock, and jewelry repair	4	608	109	17	5
764	Reupholstery and furniture repair	24	3 146	975	233	53
769	Miscellaneous repair and related services	108	39 956	12 091	2 881	491
7692	Welding repair	13	2 838	936	238	39
7694	Armature rewinding shops	6	(D)	(D)	(D)	BB
7699	Repair shops and related services, n.e.c.	89	(D)	(D)	(D)	EE
78, 79, 84	Amusement and recreation services, including motion pictures and museums	400	217 408	55 385	11 470	3 680
781, 2	Motion picture production, distribution, and services	51	39 711	8 355	1 594	231
783	Motion picture theaters	20	(D)	(D)	(D)	EE
7832	Motion picture theaters, except drive-in	20	(D)	(D)	(D)	EE
7833	Drive-in motion picture theaters	—	—	—	—	—
784	Video tape rental	78	33 874	6 764	1 271	594
792	Theatrical producers (except motion picture), bands, orchestras, and entertainers	37	18 530	5 623	1 234	238
7922	Theatrical producers (except motion picture) and miscellaneous theatrical services	14	6 757	1 346	332	133
7929	Bands, orchestras, actors, and other entertainers and entertainment groups	23	11 773	4 277	902	105
793	Bowling centers	9	(D)	(D)	(D)	CC
79 ex. 792, 3, 84	Commercial sports and other amusement and recreation services, including museums	205	94 204	29 773	6 208	2 005
794	Commercial sports	8	1 731	224	40	13
7941	Professional sports clubs, managers, promoters	1	(D)	(D)	(D)	AA
7948	Racing, including track operation	7	(D)	(D)	(D)	AA
79 ex. 792, 3, 4, 84	Other amusement and recreation services, including museums	197	92 473	29 549	6 168	1 992
791	Dance studios, schools, and halls	12	1 336	280	86	41
7991	Physical fitness facilities	40	22 165	7 654	1 797	642
7992	Public golf courses	15	12 429	3 356	646	183
7993	Coin-operated amusement devices	20	9 517	1 776	314	80
7996	Amusement parks	—	—	—	—	—
7997	Membership sports and recreation clubs	35	22 844	8 904	1 774	630
7999, 84	Amusement and recreation services, including museums, n.e.c.	75	24 182	7 579	1 551	416
7999 pt.	Concession operators of amusement devices and rides	3	1 050	207	34	10
7999 pt.	Carnivals, circuses, and fairs	—	—	—	—	—
7999 pt., 84	Other recreation and amusements, including museums	72	23 132	7 372	1 517	406

Table 6. Summary Statistics for Firms Subject to Federal Income Tax for Counties With 350 Establishments or More: 1992 — Con.

[Includes only establishments with payroll. For meaning of abbreviations and symbols, see introductory text. For explanation of terms and comparability of 1987 and 1992 censuses, see appendix A. For information on geographic areas followed by ▲, see appendix F]

SIC code	Geographic area and kind of business or operation	Establishments (number)	Receipts (\$1,000)	Annual payroll (\$1,000)	First-quarter payroll (\$1,000)	Paid employees for pay period including March 12 (number)
MONTGOMERY COUNTY — Con.						
80	Health services	2 198	1 466 689	673 758	148 452	20 248
801	Offices and clinics of doctors of medicine	998	650 107	352 024	72 738	6 456
8011 pt.	Offices of doctors of medicine	988	636 707	345 096	71 113	6 285
8011 pt.	General medical clinics	10	13 400	6 928	1 625	171
802	Offices and clinics of dentists	492	180 704	66 216	15 041	2 792
803	Offices and clinics of doctors of osteopathy	95	42 251	21 007	4 067	526
804	Offices and clinics of other health practitioners	350	114 439	38 581	8 833	1 592
8041	Offices and clinics of chiropractors	100	21 185	5 432	1 312	326
8042	Offices and clinics of optometrists	75	19 899	6 425	1 560	358
8043	Offices and clinics of podiatrists	53	10 278	2 862	690	200
8049	Offices and clinics of health practitioners, n.e.c.	122	63 077	23 862	5 271	708
805	Nursing and personal care facilities	55	127 908	56 843	13 340	3 382
8051	Skilled nursing care facilities	27	110 715	48 307	11 315	2 908
8052	Intermediate care facilities	27	(D)	(D)	(D)	EE
8059	Nursing and personal care facilities, n.e.c.	1	(D)	(D)	(D)	AA
806	Hospitals	5	75 801	34 086	8 412	1 197
8062	General medical and surgical hospitals	—	—	—	—	—
8063, 9	Specialty hospitals	5	75 801	34 086	8 412	1 197
807, 8, 9	Other health services	203	275 479	105 001	26 021	4 303
807	Medical and dental laboratories	75	123 318	39 845	10 310	1 291
8071	Medical laboratories	42	110 971	34 072	8 967	1 047
8072	Dental laboratories	33	12 347	5 773	1 343	244
808	Home health care services	40	64 757	26 934	6 434	1 588
809	Miscellaneous health and allied services, n.e.c.	88	87 404	38 222	9 277	1 424
8092	Kidney dialysis centers	9	14 786	4 091	1 185	207
8093	Specialty outpatient facilities, n.e.c.	58	65 400	31 038	7 390	1 094
8099	Health and allied services, n.e.c.	21	7 218	3 093	702	123
81	Legal services	509	289 621	118 265	24 895	2 781
823, 4, 9	Selected educational services	51	22 080	8 347	2 071	523
823	Libraries	—	—	—	—	—
824	Vocational schools	13	6 278	2 357	654	105
829	Schools and educational services, n.e.c.	38	15 802	5 990	1 417	418
83	Social services	176	71 692	34 642	8 032	2 329
835	Child day care services	118	25 211	12 533	2 941	1 265
832, 3, 6, 9	Other social services	58	46 481	22 109	5 091	1 064
87 ex. 8733	Engineering, accounting, research, management, and related services (except noncommercial research organizations)	1 327	1 338 903	584 068	138 060	15 881
871	Engineering, architectural, and surveying services	312	386 575	173 873	41 609	4 579
8711	Engineering services	237	355 153	159 543	38 274	4 143
8712	Architectural services	70	(D)	(D)	(D)	EE
8713	Surveying services	5	(D)	(D)	(D)	CC
872	Accounting, auditing, and bookkeeping services	415	211 369	94 950	22 214	3 288
873 ex. 8733	Research, development, and testing services (except noncommercial research organizations)	100	287 228	136 336	34 929	3 921
8731	Commercial physical and biological research	35	109 586	45 901	11 789	958
8732	Commercial economic, sociological, and educational research	47	164 329	83 585	21 458	2 756
8734	Testing laboratories	18	13 313	6 850	1 682	207
874	Management and public relations services	500	453 731	178 909	39 308	4 093
8741	Management services	132	252 713	95 340	22 070	2 306
8742	Management consulting services	263	150 345	63 166	13 038	1 256
8743	Public relations services	22	(D)	(D)	(D)	BB
8744	Facilities support management services	6	(D)	(D)	(D)	CC
8748	Business consulting services, n.e.c.	77	35 776	13 221	2 632	316
89	Services, n.e.c.	84	46 880	16 392	3 256	368
NORTHAMPTON COUNTY						
	Total	1 453	622 917	228 641	49 572	10 565
70 ex. 704	Hotels, rooming houses, camps, and other lodging places (except membership lodging)	23	(D)	(D)	(D)	EE
7011	Hotels and motels	14	(D)	(D)	(D)	EE
7011 pt.	Hotels	10	(D)	(D)	(D)	EE
7011 pt.	Motels, motor hotels, and tourist courts	4	(D)	(D)	(D)	BB
702, 3	Other lodging places	9	1 332	253	32	15

Table 6. Summary Statistics for Firms Subject to Federal Income Tax for Counties With 350 Establishments or More: 1992 — Con.

[Includes only establishments with payroll. For meaning of abbreviations and symbols, see introductory text. For explanation of terms and comparability of 1987 and 1992 censuses, see appendix A. For information on geographic areas followed by ▲, see appendix F]

SIC code	Geographic area and kind of business or operation	Establishments (number)	Receipts (\$1,000)	Annual payroll (\$1,000)	First-quarter payroll (\$1,000)	Paid employees for pay period including March 12 (number)
NORTHAMPTON COUNTY — Con.						
72	Personal services	195	46 026	12 297	2 914	978
721	Laundry, cleaning, and garment services	38	(D)	(D)	(D)	EE
7211	Power laundries, family and commercial*	1	(D)	(D)	(D)	AA
7213	Linen supply*	2	(D)	(D)	(D)	BB
7215	Coin-operated laundries and drycleaning	8	(D)	(D)	(D)	BB
7216	Drycleaning plants, except rug cleaning*	15	(D)	(D)	(D)	BB
7217	Carpet and upholstery cleaning	5	557	118	15	15
7218	Industrial laundriers*	3	(D)	(D)	(D)	CC
7212, 9	Other laundry, cleaning, and garment services*	4	(D)	(D)	(D)	AA
722	Photographic studios, portrait	16	4 171	927	245	61
723, 4	Beauty and barber shops	107	9 320	3 624	836	368
723	Beauty shops	105	(D)	(D)	(D)	EE
724	Barber shops	2	(D)	(D)	(D)	AA
725	Shoe repair shops and shoeshine parlors	1	(D)	(D)	(D)	AA
726	Funeral service and crematories	20	8 864	2 123	478	100
729	Miscellaneous personal services	13	(D)	(D)	(D)	CC
73	Business services	183	134 930	59 118	13 879	3 222
731	Advertising	9	17 822	4 522	999	131
732	Consumer credit reporting agencies, mercantile reporting agencies, and adjustment and collection agencies	4	(D)	(D)	(D)	BB
733	Mailing, reproduction, commercial art and photography, and stenographic services	12	(D)	(D)	(D)	BB
734	Services to dwellings and other buildings	41	10 434	4 454	1 042	522
735	Miscellaneous equipment rental and leasing	12	(D)	(D)	(D)	CC
736	Personnel supply services	19	21 313	14 289	3 871	1 093
737	Computer programming, data processing, and other computer related services	28	34 524	15 508	3 660	441
7371, 2, 3	Computer programming, prepackaged software, and integrated systems	18	27 037	10 351	2 469	297
7374, 5, 6	Data processing services	2	(D)	(D)	(D)	AA
7377, 8, 9	Computer rental and leasing, maintenance, and related services, n.e.c.	8	(D)	(D)	(D)	CC
738	Miscellaneous business services	58	(D)	(D)	(D)	FF
75	Automotive repair, services, and parking	154	50 229	11 455	2 673	612
751	Automotive rental and leasing, without drivers	7	9 857	1 536	365	59
752	Automobile parking	2	(D)	(D)	(D)	AA
753	Automotive repair shops	135	(D)	(D)	(D)	EE
7532	Top, body, and upholstery repair shops and paint shops	41	(D)	(D)	(D)	CC
7538	General automotive repair shops	72	(D)	(D)	(D)	CC
7533, 4, 6, 7, 9	Other automotive repair shops	22	(D)	(D)	(D)	BB
754	Automotive services, except repair	10	(D)	(D)	(D)	BB
76	Miscellaneous repair services	48	28 219	8 028	1 777	350
762	Electrical repair shops	12	4 741	1 518	369	66
7622	Radio and television repair shops	2	(D)	(D)	(D)	BB
7623, 9	Other electrical and electronic repair shops	10	(D)	(D)	(D)	BB
763	Watch, clock, and jewelry repair	2	(D)	(D)	(D)	AA
764	Reupholstery and furniture repair	5	826	167	43	15
769	Miscellaneous repair and related services	29	(D)	(D)	(D)	EE
78, 79, 84	Amusement and recreation services, including motion pictures and museums	76	27 884	9 420	1 447	415
781, 2	Motion picture production, distribution, and services	4	2 050	431	106	18
783	Motion picture theaters	9	3 314	595	133	56
784	Video tape rental	9	(D)	(D)	(D)	BB
792	Theatrical producers (except motion picture), bands, orchestras, and entertainers	4	(D)	(D)	(D)	AA
793	Bowling centers	7	(D)	(D)	(D)	BB
79 ex. 792, 3, 84	Commercial sports and other amusement and recreation services, including museums	43	16 990	7 313	963	213
80	Health services	442	194 860	77 607	15 864	2 785
801	Offices and clinics of doctors of medicine	187	90 722	43 481	8 290	943
802	Offices and clinics of dentists	106	32 960	10 761	2 497	561
803	Offices and clinics of doctors of osteopathy	17	(D)	(D)	(D)	BB
804	Offices and clinics of other health practitioners	87	23 187	7 219	1 670	375
805	Nursing and personal care facilities	8	(D)	(D)	(D)	FF
806	Hospitals	—	—	—	—	—
807, 8, 9	Other health services	37	(D)	(D)	(D)	CC
81	Legal services	128	35 077	10 782	2 387	388
823, 4, 9	Selected educational services	6	(D)	(D)	(D)	AA
83	Social services	42	(D)	(D)	(D)	FF
835	Child day care services	26	(D)	(D)	(D)	CC
832, 3, 6, 9	Other social services	16	(D)	(D)	(D)	EE

Table 6. Summary Statistics for Firms Subject to Federal Income Tax for Counties With 350 Establishments or More: 1992 — Con.

[Includes only establishments with payroll. For meaning of abbreviations and symbols, see introductory text. For explanation of terms and comparability of 1987 and 1992 censuses, see appendix A. For information on geographic areas followed by ▲, see appendix F]

SIC code	Geographic area and kind of business or operation	Establishments (number)	Receipts (\$1,000)	Annual payroll (\$1,000)	First-quarter payroll (\$1,000)	Paid employees for pay period including March 12 (number)
NORTHAMPTON COUNTY — Con.						
87 ex. 8733	Engineering, accounting, research, management, and related services (except noncommercial research organizations) -----	153	72 569	28 354	6 194	876
871	Engineering, architectural, and surveying services -----	59	45 243	17 067	3 634	432
872	Accounting, auditing, and bookkeeping services -----	59	(D)	(D)	(D)	EE
873 ex. 8733	Research, development, and testing services (except noncommercial research organizations) -----	9	(D)	(D)	(D)	BB
874	Management and public relations services -----	26	(D)	(D)	(D)	CC
89	Services, n.e.c. -----	3	(D)	(D)	(D)	AA
NORTHUMBERLAND COUNTY						
	Total -----	419	134 041	46 881	9 573	2 821
70 ex. 704	Hotels, rooming houses, camps, and other lodging places (except membership lodging) -----	9	(D)	(D)	(D)	BB
7011	Hotels and motels -----	6	1 598	410	66	43
7011 pt.	Hotels -----	3	(D)	(D)	(D)	BB
7011 pt.	Motels, motor hotels, and tourist courts -----	3	(D)	(D)	(D)	AA
702, 3	Other lodging places -----	3	(D)	(D)	(D)	BB
72	Personal services -----	51	10 738	2 991	700	237
721	Laundry, cleaning, and garment services -----	7	4 804	1 659	380	109
7211	Power laundries, family and commercial* -----	1	(D)	(D)	(D)	AA
7213	Linen supply* -----	1	(D)	(D)	(D)	BB
7215	Coin-operated laundries and drycleaning -----	2	(D)	(D)	(D)	AA
7216	Drycleaning plants, except rug cleaning* -----	2	(D)	(D)	(D)	AA
7217	Carpet and upholstery cleaning -----	—	—	—	—	—
7218	Industrial laundries* -----	—	—	—	—	—
7212, 9	Other laundry, cleaning, and garment services* -----	1	(D)	(D)	(D)	AA
722	Photographic studios, portrait -----	2	(D)	(D)	(D)	AA
723, 4	Beauty and barber shops -----	23	1 463	488	109	60
723	Beauty shops -----	22	(D)	(D)	(D)	BB
724	Barber shops -----	1	(D)	(D)	(D)	AA
725	Shoe repair shops and shoeshine parlors -----	1	(D)	(D)	(D)	AA
726	Funeral service and crematories -----	15	4 003	766	179	50
729	Miscellaneous personal services -----	3	(D)	(D)	(D)	AA
73	Business services -----	33	15 375	6 909	1 478	441
731	Advertising -----	—	—	—	—	—
732	Consumer credit reporting agencies, mercantile reporting agencies, and adjustment and collection agencies -----	2	(D)	(D)	(D)	BB
733	Mailing, reproduction, commercial art and photography, and stenographic services -----	2	(D)	(D)	(D)	AA
734	Services to dwellings and other buildings -----	10	4 273	1 708	336	119
735	Miscellaneous equipment rental and leasing -----	8	2 791	680	166	38
736	Personnel supply services -----	4	3 749	2 599	545	150
737	Computer programming, data processing, and other computer related services -----	2	(D)	(D)	(D)	BB
7371, 2, 3	Computer programming, prepackaged software, and integrated systems -----	1	(D)	(D)	(D)	BB
7374, 5, 6	Data processing services -----	—	—	—	—	—
7377, 8, 9	Computer rental and leasing, maintenance, and related services, n.e.c. -----	1	(D)	(D)	(D)	AA
738	Miscellaneous business services -----	5	1 050	358	81	44
75	Automotive repair, services, and parking -----	59	14 037	2 607	581	178
751	Automotive rental and leasing, without drivers -----	2	(D)	(D)	(D)	AA
752	Automobile parking -----	—	—	—	—	—
753	Automotive repair shops -----	53	12 193	2 359	520	161
7532	Top, body, and upholstery repair shops and paint shops -----	14	4 629	1 054	203	69
7538	General automotive repair shops -----	32	6 547	1 157	281	81
7533, 4, 6, 7, 9	Other automotive repair shops -----	7	1 017	148	36	11
754	Automotive services, except repair -----	4	(D)	(D)	(D)	AA
76	Miscellaneous repair services -----	11	2 769	788	126	44
762	Electrical repair shops -----	3	(D)	(D)	(D)	AA
7622	Radio and television repair shops -----	2	(D)	(D)	(D)	AA
7623, 9	Other electrical and electronic repair shops -----	1	(D)	(D)	(D)	AA
763	Watch, clock, and jewelry repair -----	1	(D)	(D)	(D)	AA
764	Reupholstery and furniture repair -----	2	(D)	(D)	(D)	AA
769	Miscellaneous repair and related services -----	5	1 762	670	97	32
78, 79, 84	Amusement and recreation services, including motion pictures and museums -----	36	18 166	6 586	717	222
781, 2	Motion picture production, distribution, and services -----	—	—	—	—	—
783	Motion picture theaters -----	2	(D)	(D)	(D)	AA
784	Video tape rental -----	10	1 046	224	47	40
792	Theatrical producers (except motion picture), bands, orchestras, and entertainers -----	1	(D)	(D)	(D)	AA
793	Bowling centers -----	4	(D)	(D)	(D)	BB
79 ex. 792, 3, 84	Commercial sports and other amusement and recreation services, including museums -----	19	16 167	6 135	610	144

Table 6. Summary Statistics for Firms Subject to Federal Income Tax for Counties With 350 Establishments or More: 1992 — Con.

[Includes only establishments with payroll. For meaning of abbreviations and symbols, see introductory text. For explanation of terms and comparability of 1987 and 1992 censuses, see appendix A. For information on geographic areas followed by ▲, see appendix F]

SIC code	Geographic area and kind of business or operation	Establishments (number)	Receipts (\$1,000)	Annual payroll (\$1,000)	First-quarter payroll (\$1,000)	Paid employees for pay period including March 12 (number)
NORTHUMBERLAND COUNTY—Con.						
80	Health services -----	131	52 563	21 137	4 672	1 211
801	Offices and clinics of doctors of medicine -----	46	14 923	6 591	1 209	196
802	Offices and clinics of dentists -----	35	7 295	2 275	479	153
803	Offices and clinics of doctors of osteopathy -----	3	2 161	301	73	24
804	Offices and clinics of other health practitioners -----	27	4 814	1 021	208	71
805	Nursing and personal care facilities -----	8	21 456	9 958	2 539	705
806	Hospitals -----	—	—	—	—	—
807, 8, 9	Other health services -----	12	1 914	991	164	62
81	Legal services -----	35	7 008	1 405	339	95
823, 4, 9	Selected educational services -----	1	(D)	(D)	(D)	AA
83	Social services -----	22	4 185	1 709	314	133
835	Child day care services -----	10	644	305	62	39
832, 3, 6, 9	Other social services -----	12	3 541	1 404	252	94
87 ex. 8733	Engineering, accounting, research, management, and related services (except noncommercial research organizations) -----	30	6 617	2 012	497	167
871	Engineering, architectural, and surveying services -----	11	(D)	(D)	(D)	BB
872	Accounting, auditing, and bookkeeping services -----	14	2 576	906	238	94
873 ex. 8733	Research, development, and testing services (except noncommercial research organizations) -----	1	(D)	(D)	(D)	AA
874	Management and public relations services -----	4	2 194	436	107	32
89	Services, n.e.c. -----	1	(D)	(D)	(D)	BB
PHILADELPHIA COUNTY						
Total -----		8 482	8 418 043	3 090 450	711 822	108 890
70 ex. 704	Hotels, rooming houses, camps, and other lodging places (except membership lodging) -----	56	267 832	81 883	19 753	5 448
7011	Hotels and motels -----	42	261 256	79 986	19 313	5 294
7011 pt.	Hotels -----	35	253 957	78 257	18 935	5 171
7011 pt.	Hotels, 25 guestrooms or more -----	32	253 491	78 190	18 917	5 162
7011 pt.	Hotels, less than 25 guestrooms -----	3	466	67	18	9
7011 pt.	Motels, motor hotels, and tourist courts -----	7	7 299	1 729	378	123
7011 pt.	Motels, tourist courts -----	5	(D)	(D)	(D)	BB
7011 pt.	Motor hotels -----	2	(D)	(D)	(D)	BB
702, 3	Other lodging places -----	14	6 576	1 897	440	154
702	Rooming and boarding houses -----	13	(D)	(D)	(D)	CC
703	Camps and recreational vehicle parks -----	1	(D)	(D)	(D)	AA
72	Personal services -----	1 059	261 656	83 881	21 346	6 484
721	Laundry, cleaning, and garment services -----	306	108 643	34 378	9 191	2 305
7211	Power laundries, family and commercial* -----	8	1 510	571	154	45
7213	Linen supply* -----	11	20 592	8 659	2 397	500
7215	Coin-operated laundries and drycleaning -----	75	8 810	1 639	436	210
7216	Drycleaning plants, except rug cleaning* -----	152	22 442	6 510	1 558	626
7217	Carpet and upholstery cleaning -----	18	3 592	1 275	224	85
7218	Industrial launderers* -----	7	45 391	14 006	3 963	678
7212, 9	Other laundry, cleaning, and garment services* -----	35	6 306	1 718	459	161
7212	Garment pressing, and agents for laundries and drycleaners -----	19	2 222	368	88	39
7219	Laundry and garment services, n.e.c.* -----	16	4 084	1 350	371	122
722	Photographic studios, portrait -----	45	14 463	4 574	1 095	269
723, 4	Beauty and barber shops -----	484	57 103	23 835	5 648	2 213
723	Beauty shops -----	428	52 419	22 013	5 183	2 069
724	Barber shops -----	56	4 684	1 822	465	144
725	Shoe repair shops and shoeshine parlors -----	23	1 498	200	61	33
726	Funeral service and crematories -----	101	49 460	11 368	2 662	428
729	Miscellaneous personal services -----	100	30 489	9 526	2 689	1 236
7291	Tax return preparation services -----	10	3 775	2 483	1 021	747
7299	Miscellaneous personal services, n.e.c. -----	90	26 714	7 043	1 668	489
73	Business services -----	1 109	1 258 374	473 973	113 857	24 126
731	Advertising -----	110	159 010	63 639	15 591	1 670
7311	Advertising agencies -----	76	114 086	49 378	12 697	1 198
7312	Outdoor advertising services -----	8	21 915	6 723	1 533	153
7313	Radio, television, publishers' advertising representatives -----	17	16 075	4 228	827	81
7319	Advertising, n.e.c. -----	9	6 934	3 310	534	238
732	Consumer credit reporting agencies, mercantile reporting agencies, and adjustment and collection agencies -----	23	53 561	13 554	2 996	797
7322	Adjustment and collection services -----	14	15 608	6 702	1 305	373
7323	Credit reporting services -----	9	37 953	6 852	1 691	424
733	Mailing, reproduction, commercial art and photography, and stenographic services -----	169	142 530	47 174	11 244	1 739
7331	Direct mail advertising services -----	19	33 580	14 473	3 574	636
7334	Photocopying and duplicating services -----	29	44 724	13 696	3 220	500
7335, 6	Commercial photography, art, and graphics -----	95	40 948	12 425	2 869	376
7335	Commercial photography -----	25	9 907	2 761	689	106
7336	Commercial art and graphic design -----	70	31 041	9 664	2 180	270
7338	Secretarial and court reporting services -----	26	23 278	6 580	1 581	227
734	Services to dwellings and other buildings -----	171	88 538	48 451	11 787	3 905
7342	Disinfecting and pest control services -----	31	8 370	3 513	780	184
7349	Building cleaning and maintenance services, n.e.c. -----	140	80 168	44 938	11 007	3 721

Table 6. Summary Statistics for Firms Subject to Federal Income Tax for Counties With 350 Establishments or More: 1992 — Con.

[Includes only establishments with payroll. For meaning of abbreviations and symbols, see introductory text. For explanation of terms and comparability of 1987 and 1992 censuses, see appendix A. For information on geographic areas followed by ▲, see appendix F]

SIC code	Geographic area and kind of business or operation	Establishments (number)	Receipts (\$1,000)	Annual payroll (\$1,000)	First-quarter payroll (\$1,000)	Paid employees for pay period including March 12 (number)
PHILADELPHIA COUNTY — Con.						
73	Business services—Con.					
735	Miscellaneous equipment rental and leasing -----	69	74 139	20 707	4 764	770
7352	Medical equipment rental and leasing -----	11	17 455	4 933	1 283	208
7353	Heavy construction equipment rental and leasing -----	8	9 397	3 485	797	129
7359	Equipment rental and leasing, n.e.c. -----	50	47 287	12 289	2 684	433
736	Personnel supply services -----	148	142 579	95 453	22 257	6 614
7361	Employment agencies -----	64	29 475	15 391	3 321	818
7363	Help supply services -----	84	113 104	80 062	18 936	5 796
7363 pt.	Temporary help supply -----	69	96 932	67 526	16 125	5 228
7363 pt.	Help supply, except temporary -----	15	16 172	12 536	2 811	568
737	Computer programming, data processing, and other computer related services -----	116	332 010	78 174	20 089	2 153
7371, 2, 3	Computer programming, prepackaged software, and integrated systems -----	52	103 957	30 932	7 866	838
7371	Computer programming services -----	28	24 111	13 500	3 313	369
7372	Prepackaged software -----	13	(D)	(D)	(D)	CC
7373	Computer integrated systems -----	11	(D)	(D)	(D)	EE
7374, 5, 6	Data processing services -----	36	158 518	36 265	10 113	1 074
7374, 5	Computer processing, information retrieval -----	35	(D)	(D)	(D)	GG
7376	Computer facilities management services -----	1	(D)	(D)	(D)	BB
7377, 8, 9	Computer rental and leasing, maintenance, and related services, n.e.c. -----	28	69 535	10 977	2 110	241
7377	Computer rental and leasing -----	2	(D)	(D)	(D)	AA
7378	Computer maintenance and repair -----	3	(D)	(D)	(D)	BB
7379	Computer related services, n.e.c. -----	23	(D)	(D)	(D)	CC
738	Miscellaneous business services -----	303	266 007	106 821	25 129	6 478
7381, 2	Detective agencies and protective services -----	72	77 165	43 453	10 741	3 560
7381	Detective, guard, and armored car services -----	62	52 076	34 225	8 316	3 218
7382	Security systems services -----	10	25 089	9 228	2 425	342
7383	News syndicates -----	5	(D)	(D)	(D)	BB
7384	Photofinishing laboratories* -----	41	19 951	7 694	1 869	369
7389	Business services, n.e.c. -----	185	(D)	(D)	(D)	GG
7389 pt.	Sign painting shops -----	5	(D)	(D)	(D)	AA
7389 pt.	Interior designing -----	35	19 107	6 586	1 627	216
7389 pt.	Telephone answering services -----	10	4 340	1 918	425	182
7389 pt.	Other business services -----	135	134 279	44 818	9 878	2 074
75	Automotive repair, services, and parking -----	843	415 068	86 361	21 863	6 079
751	Automotive rental and leasing, without drivers -----	40	146 624	23 832	6 067	1 617
7513	Truck rental and leasing, without drivers -----	21	(D)	(D)	(D)	CC
7514, 5	Passenger car rental and leasing -----	18	120 891	18 244	4 700	1 413
7514	Passenger car rental -----	15	(D)	(D)	(D)	GG
7515	Passenger car leasing -----	3	(D)	(D)	(D)	AA
7519	Utility trailer and recreational vehicle rental -----	1	(D)	(D)	(D)	AA
752	Automobile parking -----	172	101 683	20 007	5 040	1 962
753	Automotive repair shops -----	569	152 295	38 513	9 765	2 113
7532	Top, body, and upholstery repair shops and paint shops -----	149	58 363	15 523	3 847	813
7532 pt.	Top and body repair shops -----	140	55 217	14 584	3 628	755
7532 pt.	Paint shops -----	9	3 146	939	219	58
7538	General automotive repair shops -----	306	57 375	13 478	3 507	810
7538 pt.	General automotive repair shops, except diesel -----	297	53 936	12 526	3 222	758
7538 pt.	Diesel repair shops -----	9	3 439	952	285	52
7533, 4, 6, 7, 9	Other automotive repair shops -----	114	36 557	9 512	2 411	490
7533	Automotive exhaust system repair shops -----	25	8 409	2 320	562	108
7534	Tire retreading and repair shops -----	5	(D)	(D)	(D)	BB
7536	Automotive glass replacement shops -----	17	6 951	1 935	512	96
7537	Automotive transmission repair shops -----	33	7 673	1 993	486	111
7539	Automotive repair shops, n.e.c. -----	34	(D)	(D)	(D)	CC
7539 pt.	Radiator repair -----	6	1 466	248	102	13
7539 pt.	Brake, front end, and wheel alignment -----	16	5 790	1 516	387	79
7539 pt.	Automotive electrical and fuel system services -----	10	2 490	903	216	53
7539 pt.	Other automotive repair shops, n.e.c. -----	2	(D)	(D)	(D)	AA
754	Automotive services, except repair -----	62	14 466	4 009	991	387
7542	Carwashes -----	33	9 522	2 770	678	274
7549	Automotive services, except repair and carwashes -----	29	4 944	1 239	313	113
76	Miscellaneous repair services -----	242	119 172	38 872	9 282	1 719
762	Electrical repair shops -----	87	37 512	13 809	3 163	672
7622	Radio and television repair shops -----	38	5 937	2 123	495	119
7623, 9	Other electrical and electronic repair shops -----	49	31 575	11 686	2 668	553
7623	Refrigeration and air-conditioning service and repair shops -----	11	1 996	543	124	28
7629	Electrical and electronic repair shops, n.e.c. -----	38	29 579	11 143	2 544	525
763	Watch, clock, and jewelry repair -----	22	3 959	1 290	315	73
764	Reupholstery and furniture repair -----	19	2 164	656	162	55
769	Miscellaneous repair and related services -----	114	75 537	23 117	5 642	919
7692	Welding repair -----	11	3 960	1 120	242	53
7694	Armature rewinding shops -----	17	30 468	8 519	2 172	314
7699	Repair shops and related services, n.e.c. -----	86	41 109	13 478	3 228	552

Table 6. Summary Statistics for Firms Subject to Federal Income Tax for Counties With 350 Establishments or More: 1992 — Con.

[Includes only establishments with payroll. For meaning of abbreviations and symbols, see introductory text. For explanation of terms and comparability of 1987 and 1992 censuses, see appendix A. For information on geographic areas followed by ▲, see appendix F]

SIC code	Geographic area and kind of business or operation	Establishments (number)	Receipts (\$1,000)	Annual payroll (\$1,000)	First-quarter payroll (\$1,000)	Paid employees for pay period including March 12 (number)
PHILADELPHIA COUNTY — Con.						
78, 79, 84	Amusement and recreation services, including motion pictures and museums	346	329 662	150 655	34 691	4 086
781, 2	Motion picture production, distribution, and services	26	60 646	8 244	1 978	239
783	Motion picture theaters	24	33 932	4 647	1 179	537
7832	Motion picture theaters, except drive-in	24	33 932	4 647	1 179	537
7833	Drive-in motion picture theaters	—	—	—	—	—
784	Video tape rental	99	28 930	5 764	1 288	662
792	Theatrical producers (except motion picture), bands, orchestras, and entertainers	29	57 127	6 611	1 753	460
7922	Theatrical producers (except motion picture) and miscellaneous theatrical services	18	54 438	6 054	1 601	422
7929	Bands, orchestras, actors, and other entertainers and entertainment groups	11	2 689	557	152	38
793	Bowling centers	12	7 055	1 950	482	192
79 ex. 792, 3, 4; 84	Commercial sports and other amusement and recreation services, including museums	156	141 972	123 439	28 011	1 996
794	Commercial sports	10	81 756	109 267	24 786	558
7941	Professional sports clubs, managers, promoters	9	(D)	(D)	(D)	FF
7948	Racing, including track operation	1	(D)	(D)	(D)	AA
79 ex. 792, 3, 4; 84	Other amusement and recreation services, including museums	146	60 216	14 172	3 225	1 438
791	Dance studios, schools, and halls	17	3 467	951	216	98
7991	Physical fitness facilities	45	24 099	5 804	1 360	598
7992	Public golf courses	4	(D)	(D)	(D)	BB
7993	Coin-operated amusement devices	15	5 296	1 195	195	99
7996	Amusement parks	—	—	—	—	—
7997	Membership sports and recreation clubs	14	5 987	1 748	368	129
7999, 84	Amusement and recreation services, including museums, n.e.c. ..	51	(D)	(D)	(D)	EE
7999 pt.	Concession operators of amusement devices and rides	2	(D)	(D)	(D)	AA
7999 pt.	Carnivals, circuses, and fairs	1	(D)	(D)	(D)	BB
7999 pt., 84	Other recreation and amusements, including museums	48	(D)	(D)	(D)	EE
80	Health services	2 583	1 543 888	666 946	139 004	20 314
801	Offices and clinics of doctors of medicine	1 235	821 677	388 559	76 884	7 416
8011 pt.	Offices of doctors of medicine	1 216	775 875	370 337	73 446	6 994
8011 pt.	General medical clinics	19	45 802	18 222	3 438	422
802	Offices and clinics of dentists	526	170 671	61 942	13 644	2 688
803	Offices and clinics of doctors of osteopathy	238	107 597	53 001	10 567	1 416
804	Offices and clinics of other health practitioners	332	95 682	32 039	7 061	1 254
8041	Offices and clinics of chiropractors	75	18 977	6 854	1 452	267
8042	Offices and clinics of optometrists	61	20 272	6 251	1 364	252
8043	Offices and clinics of podiatrists	99	15 954	3 976	900	259
8049	Offices and clinics of health practitioners, n.e.c.	97	40 479	14 958	3 345	476
805	Nursing and personal care facilities	36	101 769	41 655	9 972	2 578
8051	Skilled nursing care facilities	24	94 415	38 398	9 298	2 359
8052	Intermediate care facilities	2	(D)	(D)	(D)	AA
8059	Nursing and personal care facilities, n.e.c.	10	(D)	(D)	(D)	CC
806	Hospitals	2	(D)	(D)	(D)	EE
8062	General medical and surgical hospitals	—	—	—	—	—
8063, 9	Specialty hospitals	2	(D)	(D)	(D)	EE
807, 8, 9	Other health services	214	(D)	(D)	(D)	HH
807	Medical and dental laboratories	97	81 851	25 901	6 100	888
8071	Medical laboratories	66	73 845	22 467	5 220	719
8072	Dental laboratories	31	8 006	3 434	880	169
808	Home health care services	35	47 662	24 372	5 807	2 913
809	Miscellaneous health and allied services, n.e.c.	82	(D)	(D)	(D)	FF
8092	Kidney dialysis centers	15	26 955	8 393	2 091	334
8093	Specialty outpatient facilities, n.e.c.	50	45 838	19 450	3 989	425
8099	Health and allied services, n.e.c.	17	(D)	(D)	(D)	BB
81	Legal services	1 203	1 975 394	786 399	170 906	17 154
823, 4, 9	Selected educational services	68	71 108	27 719	6 750	1 340
823	Libraries	—	—	—	—	—
824	Vocational schools	31	44 987	16 773	4 129	876
829	Schools and educational services, n.e.c.	37	26 121	10 946	2 621	464
83	Social services	198	47 067	20 534	4 946	1 831
835	Child day care services	128	17 228	7 917	1 924	998
832, 3, 6, 9	Other social services	70	29 839	12 617	3 022	833

Table 6. Summary Statistics for Firms Subject to Federal Income Tax for Counties With 350 Establishments or More: 1992 — Con.

[Includes only establishments with payroll. For meaning of abbreviations and symbols, see introductory text. For explanation of terms and comparability of 1987 and 1992 censuses, see appendix A. For information on geographic areas followed by ▲, see appendix F]

SIC code	Geographic area and kind of business or operation	Establishments (number)	Receipts (\$1,000)	Annual payroll (\$1,000)	First-quarter payroll (\$1,000)	Paid employees for pay period including March 12 (number)
PHILADELPHIA COUNTY — Con.						
87 ex. 8733	Engineering, accounting, research, management, and related services (except noncommercial research organizations) -----	729	2 110 404	665 226	167 777	20 104
871	Engineering, architectural, and surveying services -----	219	1 267 599	305 444	77 215	8 624
8711	Engineering services -----	90	1 074 780	221 847	58 424	6 625
8712	Architectural services -----	122	190 686	82 737	18 588	1 975
8713	Surveying services -----	7	2 133	860	203	24
872	Accounting, auditing, and bookkeeping services -----	192	408 540	148 686	36 079	4 480
873 ex. 8733	Research, development, and testing services (except noncommercial research organizations) -----	46	28 904	12 392	2 642	729
8731	Commercial physical and biological research -----	10	(D)	(D)	(D)	BB
8732	Commercial economic, sociological, and educational research -----	31	22 204	9 417	1 944	633
8734	Testing laboratories -----	5	(D)	(D)	(D)	BB
874	Management and public relations services -----	272	405 361	198 704	51 841	6 271
8741	Management services -----	84	152 638	82 031	21 120	3 474
8742	Management consulting services -----	117	192 025	91 342	24 776	2 015
8743	Public relations services -----	24	24 975	12 149	2 631	276
8744	Facilities support management services -----	7	7 634	3 448	936	189
8748	Business consulting services, n.e.c. -----	40	28 089	9 734	2 378	317
89	Services, n.e.c. -----	46	18 418	8 001	1 647	205
SCHUYLKILL COUNTY						
	Total -----	674	264 119	92 624	19 533	4 982
70 ex. 704	Hotels, rooming houses, camps, and other lodging places (except membership lodging) -----	16	6 208	1 551	328	186
7011	Hotels and motels -----	11	5 851	1 504	321	184
7011 pt.	Hotels -----	4	3 644	1 062	234	128
7011 pt.	Motels, motor hotels, and tourist courts -----	7	2 207	442	87	56
702, 3	Other lodging places -----	5	357	47	7	2
72	Personal services -----	82	10 848	2 523	575	293
721	Laundry, cleaning, and garment services -----	13	1 119	239	47	25
7211	Power laundries, family and commercial* -----	—	—	—	—	—
7213	Linen supply* -----	—	—	—	—	—
7215	Coin-operated laundries and drycleaning -----	1	(D)	(D)	(D)	AA
7216	Drycleaning plants, except rug cleaning* -----	9	738	178	45	22
7217	Carpet and upholstery cleaning -----	2	(D)	(D)	(D)	AA
7218	Industrial launderers* -----	—	—	—	—	—
7212, 9	Other laundry, cleaning, and garment services* -----	1	(D)	(D)	(D)	AA
722	Photographic studios, portrait -----	3	633	93	17	9
723, 4	Beauty and barber shops -----	42	3 988	1 582	361	167
723	Beauty shops -----	40	(D)	(D)	(D)	CC
724	Barber shops -----	2	(D)	(D)	(D)	AA
725	Shoe repair shops and shoeshine parlors -----	—	—	—	—	—
726	Funeral service and crematories -----	20	4 817	534	143	51
729	Miscellaneous personal services -----	4	291	75	7	41
73	Business services -----	66	37 513	12 973	2 829	972
731	Advertising -----	2	(D)	(D)	(D)	AA
732	Consumer credit reporting agencies, mercantile reporting agencies, and adjustment and collection agencies -----	—	—	—	—	—
733	Mailing, reproduction, commercial art and photography, and stenographic services -----	3	(D)	(D)	(D)	EE
734	Services to dwellings and other buildings -----	13	2 011	944	206	76
735	Miscellaneous equipment rental and leasing -----	11	4 432	1 502	318	82
736	Personnel supply services -----	6	2 792	1 542	321	191
737	Computer programming, data processing, and other computer related services -----	6	264	100	21	4
7371, 2, 3	Computer programming, prepackaged software, and integrated systems -----	5	(D)	(D)	(D)	AA
7374, 5, 6	Data processing services -----	—	—	—	—	—
7377, 8, 9	Computer rental and leasing, maintenance, and related services, n.e.c. -----	1	(D)	(D)	(D)	AA
738	Miscellaneous business services -----	25	(D)	(D)	(D)	CC
75	Automotive repair, services, and parking -----	99	35 003	6 789	1 646	488
751	Automotive rental and leasing, without drivers -----	6	(D)	(D)	(D)	BB
752	Automobile parking -----	—	—	—	—	—
753	Automotive repair shops -----	85	29 976	5 770	1 404	395
7532	Top, body, and upholstery repair shops and paint shops -----	29	8 635	1 356	335	79
7538	General automotive repair shops -----	37	11 280	1 995	482	175
7533, 4, 6, 7, 9	Other automotive repair shops -----	19	10 061	2 419	587	141
754	Automotive services, except repair -----	8	(D)	(D)	(D)	BB
76	Miscellaneous repair services -----	19	7 226	2 149	506	123
762	Electrical repair shops -----	8	2 645	695	169	49
7622	Radio and television repair shops -----	3	894	122	29	7
7623, 9	Other electrical and electronic repair shops -----	5	1 751	573	140	42
763	Watch, clock, and jewelry repair -----	—	—	—	—	—
764	Reupholstery and furniture repair -----	2	(D)	(D)	(D)	AA
769	Miscellaneous repair and related services -----	9	(D)	(D)	(D)	BB

Table 6. Summary Statistics for Firms Subject to Federal Income Tax for Counties With 350 Establishments or More: 1992 — Con.

[Includes only establishments with payroll. For meaning of abbreviations and symbols, see introductory text. For explanation of terms and comparability of 1987 and 1992 censuses, see appendix A. For information on geographic areas followed by ▲, see appendix F]

SIC code	Geographic area and kind of business or operation	Establishments (number)	Receipts (\$1,000)	Annual payroll (\$1,000)	First-quarter payroll (\$1,000)	Paid employees for pay period including March 12 (number)
SCHUYLKILL COUNTY — Con.						
78, 79, 84	Amusement and recreation services, including motion pictures and museums	52	11 386	2 313	452	231
781, 2	Motion picture production, distribution, and services	1	(D)	(D)	(D)	AA
783	Motion picture theaters	4	(D)	(D)	(D)	BB
784	Video tape rental	11	1 238	252	69	56
792	Theatrical producers (except motion picture), bands, orchestras, and entertainers	—	—	—	—	—
793	Bowling centers	3	(D)	(D)	(D)	BB
79 ex. 792, 3; 84	Commercial sports and other amusement and recreation services, including museums	33	7 492	1 621	281	106
80	Health services	209	116 544	49 906	10 043	2 018
801	Offices and clinics of doctors of medicine	101	54 284	26 696	5 019	556
802	Offices and clinics of dentists	41	9 922	3 670	743	184
803	Offices and clinics of doctors of osteopathy	12	2 993	925	219	49
804	Offices and clinics of other health practitioners	32	9 649	2 543	482	134
805	Nursing and personal care facilities	10	32 370	13 628	3 020	915
806	Hospitals	—	—	—	—	—
807, 8, 9	Other health services	13	7 326	2 444	560	180
81	Legal services	49	17 883	5 891	1 235	217
823, 4, 9	Selected educational services	6	(D)	(D)	(D)	BB
83	Social services	13	1 466	651	186	82
835	Child day care services	7	528	269	66	43
832, 3, 6, 9	Other social services	6	938	382	120	39
87 ex. 8733	Engineering, accounting, research, management, and related services (except noncommercial research organizations)	59	16 788	6 900	1 542	324
871	Engineering, architectural, and surveying services	18	8 224	3 744	861	175
872	Accounting, auditing, and bookkeeping services	28	5 711	2 239	549	122
873 ex. 87333	Research, development, and testing services (except noncommercial research organizations)	3	315	120	22	6
874	Management and public relations services	10	2 538	797	110	21
89	Services, n.e.c.	4	(D)	(D)	(D)	AA
SOMERSET COUNTY						
	Total	400	132 427	44 886	10 367	2 556
70 ex. 704	Hotels, rooming houses, camps, and other lodging places (except membership lodging)	18	8 639	2 076	528	241
7011	Hotels and motels	14	(D)	(D)	(D)	CC
7011 pt.	Hotels	5	(D)	(D)	(D)	CC
7011 pt.	Motels, motor hotels, and tourist courts	9	(D)	(D)	(D)	BB
702, 3	Other lodging places	4	(D)	(D)	(D)	AA
72	Personal services	48	6 405	1 436	351	169
721	Laundry, cleaning, and garment services	11	1 716	421	89	53
7211	Power laundries, family and commercial*	1	(D)	(D)	(D)	AA
7213	Linen supply*	—	—	—	—	—
7215	Coin-operated laundries and drycleaning	6	614	107	25	23
7216	Drycleaning plants, except rug cleaning*	2	(D)	(D)	(D)	AA
7217	Carpet and upholstery cleaning	2	(D)	(D)	(D)	AA
7218	Industrial laundriers*	—	—	—	—	—
7212, 9	Other laundry, cleaning, and garment services*	—	—	—	—	—
722	Photographic studios, portrait	2	(D)	(D)	(D)	AA
723, 4	Beauty and barber shops	20	1 167	393	94	48
723	Beauty shops	20	1 167	393	94	48
724	Barber shops	—	—	—	—	—
725	Shoe repair shops and shoeshine parlors	—	—	—	—	—
726	Funeral service and crematories	11	3 016	518	114	49
729	Miscellaneous personal services	4	(D)	(D)	(D)	AA
73	Business services	23	5 563	1 815	334	119
731	Advertising	2	(D)	(D)	(D)	AA
732	Consumer credit reporting agencies, mercantile reporting agencies, and adjustment and collection agencies	1	(D)	(D)	(D)	AA
733	Mailing, reproduction, commercial art and photography, and stenographic services	2	(D)	(D)	(D)	AA
734	Services to dwellings and other buildings	3	273	117	23	13
735	Miscellaneous equipment rental and leasing	3	1 375	601	97	21
736	Personnel supply services	2	(D)	(D)	(D)	BB
737	Computer programming, data processing, and other computer related services	3	(D)	(D)	(D)	AA
7371, 2, 3	Computer programming, prepackaged software, and integrated systems	1	(D)	(D)	(D)	AA
7374, 5, 6	Data processing services	2	(D)	(D)	(D)	AA
7377, 8, 9	Computer rental and leasing, maintenance, and related services, n.e.c.	—	—	—	—	—
738	Miscellaneous business services	7	(D)	(D)	(D)	BB

Table 6. Summary Statistics for Firms Subject to Federal Income Tax for Counties With 350 Establishments or More: 1992 — Con.

[Includes only establishments with payroll. For meaning of abbreviations and symbols, see introductory text. For explanation of terms and comparability of 1987 and 1992 censuses, see appendix A. For information on geographic areas followed by ▲, see appendix F]

SIC code	Geographic area and kind of business or operation	Establishments (number)	Receipts (\$1,000)	Annual payroll (\$1,000)	First-quarter payroll (\$1,000)	Paid employees for pay period including March 12 (number)
SOMERSET COUNTY—Con.						
75	Automotive repair, services, and parking	63	18 657	3 633	888	218
751	Automotive rental and leasing, without drivers	1	(D)	(D)	(D)	AA
752	Automobile parking	—	—	—	—	—
753	Automotive repair shops	59	17 550	3 421	838	204
7532	Top, body, and upholstery repair shops and paint shops	17	1 719	343	76	25
7538	General automotive repair shops	31	9 731	1 967	538	120
7533, 4, 6, 7, 9	Other automotive repair shops	11	6 100	1 111	224	59
754	Automotive services, except repair	3	(D)	(D)	(D)	AA
76	Miscellaneous repair services	16	8 992	2 549	642	92
762	Electrical repair shops	5	2 925	768	150	23
7622	Radio and television repair shops	1	(D)	(D)	(D)	AA
7623, 9	Other electrical and electronic repair shops	4	(D)	(D)	(D)	BB
763	Watch, clock, and jewelry repair	—	—	—	—	—
764	Reupholstery and furniture repair	2	(D)	(D)	(D)	AA
769	Miscellaneous repair and related services	9	(D)	(D)	(D)	BB
78, 79, 84	Amusement and recreation services, including motion pictures and museums	31	11 565	2 608	698	310
781, 2	Motion picture production, distribution, and services	—	—	—	—	—
783	Motion picture theaters	1	(D)	(D)	(D)	AA
784	Video tape rental	4	492	59	23	20
792	Theatrical producers (except motion picture), bands, orchestras, and entertainers	1	(D)	(D)	(D)	AA
793	Bowling centers	3	(D)	(D)	(D)	AA
79 ex. 792, 3; 84	Commercial sports and other amusement and recreation services, including museums	22	9 940	2 169	630	255
80	Health services	111	45 689	19 710	4 416	856
801	Offices and clinics of doctors of medicine	54	17 190	7 779	1 515	253
802	Offices and clinics of dentists	29	5 535	1 790	393	99
803	Offices and clinics of doctors of osteopathy	1	(D)	(D)	(D)	AA
804	Offices and clinics of other health practitioners	15	10 313	4 602	1 121	130
805	Nursing and personal care facilities	5	(D)	(D)	(D)	EE
806	Hospitals	—	—	—	—	—
807, 8, 9	Other health services	7	(D)	(D)	(D)	BB
81	Legal services	28	5 358	1 195	282	73
823, 4, 9	Selected educational services	1	(D)	(D)	(D)	AA
83	Social services	18	(D)	(D)	(D)	BB
835	Child day care services	8	(D)	(D)	(D)	BB
832, 3, 6, 9	Other social services	10	2 725	1 072	261	69
87 ex. 8733	Engineering, accounting, research, management, and related services (except noncommercial research organizations)	41	18 185	8 574	1 915	378
871	Engineering, architectural, and surveying services	20	8 150	3 788	859	162
872	Accounting, auditing, and bookkeeping services	10	(D)	(D)	(D)	BB
873 ex. 8733	Research, development, and testing services (except noncommercial research organizations)	5	(D)	(D)	(D)	CC
874	Management and public relations services	6	1 983	1 347	225	32
89	Services, n.e.c.	2	(D)	(D)	(D)	AA
WASHINGTON COUNTY						
	Total	1 145	703 796	259 729	59 142	11 363
70 ex. 704	Hotels, rooming houses, camps, and other lodging places (except membership lodging)	13	11 122	3 208	773	279
7011	Hotels and motels	13	11 122	3 208	773	279
7011 pt.	Hotels	4	(D)	(D)	(D)	CC
7011 pt.	Motels, motor hotels, and tourist courts	9	(D)	(D)	(D)	CC
702, 3	Other lodging places	—	—	—	—	—
72	Personal services	173	25 487	7 251	1 735	795
721	Laundry, cleaning, and garment services	34	4 763	1 422	327	188
7211	Power laundries, family and commercial*	—	—	—	—	—
7213	Linen supply*	—	—	—	—	—
7215	Coin-operated laundries and drycleaning	8	729	115	28	24
7216	Drycleaning plants, except rug cleaning*	19	3 265	1 048	246	129
7217	Carpet and upholstery cleaning	5	(D)	(D)	(D)	BB
7218	Industrial launderers*	1	(D)	(D)	(D)	AA
7212, 9	Other laundry, cleaning, and garment services*	1	(D)	(D)	(D)	AA
722	Photographic studios, portrait	9	1 358	174	30	14
723, 4	Beauty and barber shops	91	7 947	3 196	768	343
723	Beauty shops	88	(D)	(D)	(D)	EE
724	Barber shops	3	(D)	(D)	(D)	AA
725	Shoe repair shops and shoeshine parlors	—	—	—	—	—
726	Funeral service and crematories	25	8 812	1 912	419	120
729	Miscellaneous personal services	14	2 607	547	191	130

Table 6. Summary Statistics for Firms Subject to Federal Income Tax for Counties With 350 Establishments or More: 1992 — Con.

[Includes only establishments with payroll. For meaning of abbreviations and symbols, see introductory text. For explanation of terms and comparability of 1987 and 1992 censuses, see appendix A. For information on geographic areas followed by ▲, see appendix F]

SIC code	Geographic area and kind of business or operation	Establishments (number)	Receipts (\$1,000)	Annual payroll (\$1,000)	First-quarter payroll (\$1,000)	Paid employees for pay period including March 12 (number)
WASHINGTON COUNTY — Con.						
73	Business services	126	84 833	36 618	7 312	2 340
731	Advertising	5	1 614	371	106	132
732	Consumer credit reporting agencies, mercantile reporting agencies, and adjustment and collection agencies	4	(D)	(D)	(D)	AA
733	Mailing, reproduction, commercial art and photography, and stenographic services	11	2 688	829	223	41
734	Services to dwellings and other buildings	26	6 990	3 369	752	635
735	Miscellaneous equipment rental and leasing	11	4 523	1 241	301	54
736	Personnel supply services	13	14 915	11 188	1 365	617
737	Computer programming, data processing, and other computer related services	24	38 546	12 555	2 781	292
7371, 2, 3	Computer programming, prepackaged software, and integrated systems	15	36 574	11 763	2 585	228
7374, 5, 6	Data processing services	2	(D)	(D)	(D)	BB
7377, 8, 9	Computer rental and leasing, maintenance, and related services, n.e.c.	7	(D)	(D)	(D)	AA
738	Miscellaneous business services	32	(D)	(D)	(D)	FF
75	Automotive repair, services, and parking	104	38 327	7 466	1 584	413
751	Automotive rental and leasing, without drivers	6	(D)	(D)	(D)	CC
752	Automobile parking	1	(D)	(D)	(D)	AA
753	Automotive repair shops	86	21 172	4 297	975	255
7532	Top, body, and upholstery repair shops and paint shops	27	6 952	1 473	338	78
7538	General automotive repair shops	39	8 504	1 816	411	116
7533, 4, 6, 7, 9	Other automotive repair shops	20	5 716	1 008	226	61
754	Automotive services, except repair	11	(D)	(D)	(D)	BB
76	Miscellaneous repair services	40	58 480	18 039	4 517	673
762	Electrical repair shops	10	11 127	4 721	1 177	235
7622	Radio and television repair shops	—	—	—	—	—
7623, 9	Other electrical and electronic repair shops	10	11 127	4 721	1 177	235
763	Watch, clock, and jewelry repair	—	—	—	—	—
764	Reupholstery and furniture repair	2	(D)	(D)	(D)	AA
769	Miscellaneous repair and related services	28	(D)	(D)	(D)	EE
78, 79, 84	Amusement and recreation services, including motion pictures and museums	87	70 214	11 196	2 265	1 152
781, 2	Motion picture production, distribution, and services	—	—	—	—	—
783	Motion picture theaters	3	(D)	(D)	(D)	BB
784	Video tape rental	11	2 549	378	91	59
792	Theatrical producers (except motion picture), bands, orchestras, and entertainers	2	(D)	(D)	(D)	BB
793	Bowling centers	6	(D)	(D)	(D)	BB
79 ex. 792, 3; 84	Commercial sports and other amusement and recreation services, including museums	65	56 003	9 610	1 926	976
80	Health services	360	188 924	85 344	18 176	2 997
801	Offices and clinics of doctors of medicine	154	84 731	46 564	9 043	832
802	Offices and clinics of dentists	87	21 555	6 681	1 664	375
803	Offices and clinics of doctors of osteopathy	4	1 465	768	110	16
804	Offices and clinics of other health practitioners	51	16 117	4 888	1 014	249
805	Nursing and personal care facilities	26	31 747	12 275	3 355	891
806	Hospitals	1	(D)	(D)	(D)	BB
807, 8, 9	Other health services	37	(D)	(D)	(D)	FF
81	Legal services	79	28 480	8 946	1 975	363
823, 4, 9	Selected educational services	2	(D)	(D)	(D)	BB
83	Social services	42	13 913	5 567	1 367	597
835	Child day care services	20	2 328	1 129	269	188
832, 3, 6, 9	Other social services	22	11 585	4 438	1 098	409
87 ex. 8733	Engineering, accounting, research, management, and related services (except noncommercial research organizations)	110	179 809	74 601	19 128	1 691
871	Engineering, architectural, and surveying services	40	153 963	62 608	16 487	1 291
872	Accounting, auditing, and bookkeeping services	40	9 592	2 725	612	151
873 ex. 8733	Research, development, and testing services (except noncommercial research organizations)	4	2 440	944	223	47
874	Management and public relations services	26	13 814	8 324	1 806	202
89	Services, n.e.c.	9	(D)	(D)	(D)	BB

Table 6. Summary Statistics for Firms Subject to Federal Income Tax for Counties With 350 Establishments or More: 1992 — Con.

[Includes only establishments with payroll. For meaning of abbreviations and symbols, see introductory text. For explanation of terms and comparability of 1987 and 1992 censuses, see appendix A. For information on geographic areas followed by ▲, see appendix F]

SIC code	Geographic area and kind of business or operation	Establishments (number)	Receipts (\$1,000)	Annual payroll (\$1,000)	First-quarter payroll (\$1,000)	Paid employees for pay period including March 12 (number)
WESTMORELAND COUNTY						
	Total	2 232	978 451	326 382	74 488	15 904
70 ex. 704	Hotels, rooming houses, camps, and other lodging places (except membership lodging)	32	23 310	7 137	1 722	770
7011	Hotels and motels	27	22 671	6 966	1 703	762
7011 pt.	Hotels	11	13 343	4 422	1 173	484
7011 pt.	Hotels, 25 guestrooms or more	8	(D)	(D)	(D)	EE
7011 pt.	Hotels, less than 25 guestrooms	3	(D)	(D)	(D)	AA
7011 pt.	Motels, motor hotels, and tourist courts	16	9 328	2 544	530	278
7011 pt.	Motels, tourist courts	13	(D)	(D)	(D)	CC
7011 pt.	Motor hotels	3	(D)	(D)	(D)	BB
702, 3	Other lodging places	5	639	171	19	8
702	Rooming and boarding houses	1	(D)	(D)	(D)	AA
703	Camps and recreational vehicle parks	4	(D)	(D)	(D)	AA
72	Personal services	296	61 706	18 413	5 565	1 590
721	Laundry, cleaning, and garment services	56	26 141	8 250	3 302	607
7211	Power laundries, family and commercial*	—	—	—	—	—
7213	Linen supply*	2	(D)	(D)	(D)	BB
7215	Coin-operated laundries and drycleaning	8	(D)	(D)	(D)	BB
7216	Drycleaning plants, except rug cleaning*	22	3 649	1 299	308	142
7217	Carpet and upholstery cleaning	8	1 803	1 082	234	79
7218	Industrial laundriers*	4	(D)	(D)	(D)	CC
7212, 9	Other laundry, cleaning, and garment services*	12	(D)	(D)	(D)	BB
7212	Garment pressing, and agents for laundries and drycleaners	4	(D)	(D)	(D)	AA
7219	Laundry and garment services, n.e.c.*	8	(D)	(D)	(D)	AA
722	Photographic studios, portrait	14	2 945	680	143	54
723, 4	Beauty and barber shops	149	12 089	4 860	1 126	533
723	Beauty shops	140	11 705	4 732	1 094	520
724	Barber shops	9	384	128	32	13
725	Shoe repair shops and shoeshine parlors	3	172	28	7	7
726	Funeral service and crematories	48	15 432	2 771	563	162
729	Miscellaneous personal services	26	4 927	1 824	424	227
7291	Tax return preparation services	8	(D)	(D)	(D)	CC
7299	Miscellaneous personal services, n.e.c.	18	(D)	(D)	(D)	BB
73	Business services	286	106 597	40 223	9 749	3 089
731	Advertising	11	4 097	424	110	28
7311	Advertising agencies	9	(D)	(D)	(D)	BB
7312	Outdoor advertising services	1	(D)	(D)	(D)	AA
7313	Radio, television, publishers' advertising representatives	1	(D)	(D)	(D)	AA
7319	Advertising, n.e.c.	—	—	—	—	—
732	Consumer credit reporting agencies, mercantile reporting agencies, and adjustment and collection agencies	8	2 161	752	180	57
7322	Adjustment and collection services	6	(D)	(D)	(D)	BB
7323	Credit reporting services	2	(D)	(D)	(D)	AA
733	Mailing, reproduction, commercial art and photography, and stenographic services	18	4 653	1 280	282	92
7331	Direct mail advertising services	3	(D)	(D)	(D)	BB
7334	Photocopying and duplicating services	2	(D)	(D)	(D)	AA
7335, 6	Commercial photography, art, and graphics	11	3 347	891	181	46
7335	Commercial photography	1	(D)	(D)	(D)	AA
7336	Commercial art and graphic design	10	(D)	(D)	(D)	BB
7338	Secretarial and court reporting services	2	(D)	(D)	(D)	AA
734	Services to dwellings and other buildings	70	16 545	6 442	1 475	851
7342	Disinfecting and pest control services	6	849	324	70	17
7349	Building cleaning and maintenance services, n.e.c.	64	15 696	6 118	1 405	834
735	Miscellaneous equipment rental and leasing	23	16 114	3 392	835	171
7352	Medical equipment rental and leasing	8	12 227	2 460	645	114
7353	Heavy construction equipment rental and leasing	2	(D)	(D)	(D)	AA
7359	Equipment rental and leasing, n.e.c.	13	(D)	(D)	(D)	BB
736	Personnel supply services	29	12 816	8 533	1 844	528
7361	Employment agencies	11	2 359	1 274	251	84
7363	Help supply services	18	10 457	7 259	1 593	444
7363 pt.	Temporary help supply	13	(D)	(D)	(D)	EE
7363 pt.	Help supply, except temporary	5	(D)	(D)	(D)	BB
737	Computer programming, data processing, and other computer related services	44	23 340	8 467	2 563	312
7371, 2, 3	Computer programming, prepackaged software, and integrated systems	23	9 842	4 361	1 366	148
7371	Computer programming services	13	(D)	(D)	(D)	BB
7372	Prepackaged software	7	(D)	(D)	(D)	BB
7373	Computer integrated systems	3	(D)	(D)	(D)	AA
7374, 5, 6	Data processing services	5	5 842	1 263	416	83
7374, 5	Computer processing, information retrieval	6	(D)	(D)	(D)	BB
7376	Computer facilities management services	1	(D)	(D)	(D)	AA
7377, 8, 9	Computer rental and leasing, maintenance, and related services, n.e.c.	15	7 656	2 843	781	81
7377	Computer rental and leasing	2	(D)	(D)	(D)	AA
7378	Computer maintenance and repair	5	3 769	1 678	547	52
7379	Computer related services, n.e.c.	8	(D)	(D)	(D)	BB

Table 6. Summary Statistics for Firms Subject to Federal Income Tax for Counties With 350 Establishments or More: 1992 — Con.

[Includes only establishments with payroll. For meaning of abbreviations and symbols, see introductory text. For explanation of terms and comparability of 1987 and 1992 censuses, see appendix A. For information on geographic areas followed by ▲, see appendix F.]

SIC code	Geographic area and kind of business or operation	Establishments (number)	Receipts (\$1,000)	Annual payroll (\$1,000)	First-quarter payroll (\$1,000)	Paid employees for pay period including March 12 (number)
WESTMORELAND COUNTY—Con.						
73	Business services—Con.					
738	Miscellaneous business services	83	26 871	10 933	2 460	1 050
7381, 2	Detective agencies and protective services	12	3 812	2 039	407	337
7381	Detective, guard, and armored car services	8	(D)	(D)	(D)	EE
7382	Security systems services	4	(D)	(D)	(D)	AA
7383	News syndicates	—	—	—	—	—
7384	Photofinishing laboratories*	10	1 202	269	96	23
7389	Business services, n.e.c.	61	21 857	8 625	1 957	690
7389 pt.	Sign painting shops	3	(D)	(D)	(D)	AA
7389 pt.	Interior designing	5	1 528	195	46	13
7389 pt.	Telephone answering services	8	790	482	117	67
7389 pt.	Other business services	45	(D)	(D)	(D)	FF
75	Automotive repair, services, and parking	237	54 481	10 806	2 536	764
751	Automotive rental and leasing, without drivers	6	(D)	(D)	(D)	BB
7513	Truck rental and leasing, without drivers	3	(D)	(D)	(D)	BB
7514, 5	Passenger car rental and leasing	3	(D)	(D)	(D)	AA
7514	Passenger car rental	3	(D)	(D)	(D)	AA
7515	Passenger car leasing	—	—	—	—	—
7519	Utility trailer and recreational vehicle rental	—	—	—	—	—
752	Automobile parking	2	(D)	(D)	(D)	AA
753	Automotive repair shops	205	46 319	9 035	2 105	613
7532	Top, body, and upholstery repair shops and paint shops	51	9 880	2 040	496	129
7532 pt.	Top and body repair shops	51	9 880	2 040	496	129
7532 pt.	Paint shops	—	—	—	—	—
7538	General automotive repair shops	114	24 525	4 728	1 096	339
7538 pt.	General automotive repair shops, except diesel	99	17 939	3 422	778	254
7538 pt.	Diesel repair shops	15	6 586	1 306	318	85
7533, 4, 6, 7, 9	Other automotive repair shops	40	11 914	2 267	513	145
7533	Automotive exhaust system repair shops	9	2 636	667	149	37
7534	Tire retreading and repair shops	8	3 916	431	95	35
7536	Automotive glass replacement shops	8	2 566	390	90	26
7537	Automotive transmission repair shops	7	1 107	334	83	18
7539	Automotive repair shops, n.e.c.	8	1 689	445	96	29
7539 pt.	Radiator repair	1	(D)	(D)	(D)	AA
7539 pt.	Brake, front end, and wheel alignment	3	738	217	44	12
7539 pt.	Automotive electrical and fuel system services	3	(D)	(D)	(D)	AA
7539 pt.	Other automotive repair shops, n.e.c.	1	(D)	(D)	(D)	AA
754	Automotive services, except repair	24	4 325	1 015	243	110
7542	Carwashes	14	2 400	512	119	65
7549	Automotive services, except repair and carwashes	10	1 925	503	124	45
76	Miscellaneous repair services	69	31 056	7 853	1 820	391
762	Electrical repair shops	16	12 259	2 996	708	139
7622	Radio and television repair shops	3	(D)	(D)	(D)	AA
7623, 9	Other electrical and electronic repair shops	13	(D)	(D)	(D)	CC
7623	Refrigeration and air-conditioning service and repair shops	6	(D)	(D)	(D)	BB
7629	Electrical and electronic repair shops, n.e.c.	7	(D)	(D)	(D)	BB
763	Watch, clock, and jewelry repair	2	(D)	(D)	(D)	AA
764	Reupholstery and furniture repair	4	288	51	13	5
769	Miscellaneous repair and related services	47	(D)	(D)	(D)	CC
7692	Welding repair	5	1 675	531	135	32
7694	Armature rewinding shops	1	(D)	(D)	(D)	AA
7699	Repair shops and related services, n.e.c.	41	16 059	4 050	903	195
78, 79, 84	Amusement and recreation services, including motion pictures and museums	131	38 628	10 560	1 730	811
781, 2	Motion picture production, distribution, and services	2	(D)	(D)	(D)	AA
783	Motion picture theaters	9	(D)	(D)	(D)	BB
7832	Motion picture theaters, except drive-in	7	(D)	(D)	(D)	BB
7833	Drive-in motion picture theaters	2	(D)	(D)	(D)	AA
784	Video tape rental	25	3 594	653	170	105
792	Theatrical producers (except motion picture), bands, orchestras, and entertainers	2	(D)	(D)	(D)	AA
7922	Theatrical producers (except motion picture) and miscellaneous theatrical services	1	(D)	(D)	(D)	AA
7929	Bands, orchestras, actors, and other entertainers and entertainment groups	1	(D)	(D)	(D)	AA
793	Bowling centers	15	(D)	(D)	(D)	CC
79 ex. 792, 3, 84	Commercial sports and other amusement and recreation services, including museums	78	26 948	8 158	1 119	465
794	Commercial sports	3	(D)	(D)	(D)	AA
7941	Professional sports clubs, managers, promoters	—	—	—	—	—
7948	Racing, including track operation	3	(D)	(D)	(D)	AA
79 ex. 792, 3, 4; 84	Other amusement and recreation services, including museums	75	(D)	(D)	(D)	EE
791	Dance studios, schools, and halls	5	(D)	(D)	(D)	AA
7991	Physical fitness facilities	10	1 726	590	141	124
7992	Public golf courses	16	7 638	2 416	346	116
7993	Coin-operated amusement devices	8	4 071	1 254	208	51
7996	Amusement parks	1	(D)	(D)	(D)	BB
7997	Membership sports and recreation clubs	10	2 893	986	155	63
7999, 84	Amusement and recreation services, including museums, n.e.c.	25	(D)	(D)	(D)	BB
7999 pt.	Concession operators of amusement devices and rides	2	(D)	(D)	(D)	AA
7999 pt.	Carnivals, circuses, and fairs	—	—	—	—	—
7999 pt., 84	Other recreation and amusements, including museums	23	(D)	(D)	(D)	BB

Table 6. Summary Statistics for Firms Subject to Federal Income Tax for Counties With 350 Establishments or More: 1992 — Con.

[Includes only establishments with payroll. For meaning of abbreviations and symbols, see introductory text. For explanation of terms and comparability of 1987 and 1992 censuses, see appendix A. For information on geographic areas followed by ▲, see appendix F]

SIC code	Geographic area and kind of business or operation	Establishments (number)	Receipts (\$1,000)	Annual payroll (\$1,000)	First-quarter payroll (\$1,000)	Paid employees for pay period including March 12 (number)
WESTMORELAND COUNTY — Con.						
80	Health services	701	324 142	137 170	27 476	5 183
801	Offices and clinics of doctors of medicine	292	156 295	76 683	14 570	1 687
8011 pt.	Offices of doctors of medicine	289	(D)	(D)	(D)	GG
8011 pt.	General medical clinics	3	(D)	(D)	(D)	BB
802	Offices and clinics of dentists	172	38 210	13 345	2 800	710
803	Offices and clinics of doctors of osteopathy	11	5 473	2 655	450	58
804	Offices and clinics of other health practitioners	148	43 077	14 070	3 027	586
8041	Offices and clinics of chiropractors	78	22 694	7 921	1 695	304
8042	Offices and clinics of optometrists	33	8 933	1 370	315	107
8043	Offices and clinics of podiatrists	18	3 674	566	140	46
8049	Offices and clinics of health practitioners, n.e.c.	19	7 776	4 213	877	129
805	Nursing and personal care facilities	24	50 359	20 529	4 512	1 497
8051	Skilled nursing care facilities	16	41 217	16 375	3 542	1 266
8052	Intermediate care facilities	1	(D)	(D)	(D)	CC
8059	Nursing and personal care facilities, n.e.c.	7	(D)	(D)	(D)	CC
806	Hospitals	—	—	—	—	—
8062	General medical and surgical hospitals	—	—	—	—	—
8063, 9	Specialty hospitals	—	—	—	—	—
807, 8, 9	Other health services	54	30 728	9 888	2 117	645
807	Medical and dental laboratories	25	13 144	3 435	579	175
8071	Medical laboratories	17	12 034	3 010	469	136
8072	Dental laboratories	8	1 110	425	110	39
808	Home health care services	9	3 177	1 948	475	223
809	Miscellaneous health and allied services, n.e.c.	20	14 407	4 505	1 063	247
8092	Kidney dialysis centers	2	(D)	(D)	(D)	BB
8093	Specialty outpatient facilities, n.e.c.	12	7 456	2 461	613	144
8099	Health and allied services, n.e.c.	6	(D)	(D)	(D)	BB
81	Legal services	171	37 745	10 155	2 074	438
823, 4, 9	Selected educational services	14	(D)	(D)	(D)	BB
823	Libraries	1	(D)	(D)	(D)	AA
824	Vocational schools	5	(D)	(D)	(D)	BB
829	Schools and educational services, n.e.c.	8	(D)	(D)	(D)	BB
83	Social services	65	12 179	4 791	1 133	539
835	Child day care services	34	4 683	1 937	442	268
832, 3, 6, 9	Other social services	31	7 496	2 854	691	271
87 ex. 8733	Engineering, accounting, research, management, and related services (except noncommercial research organizations)	222	272 845	72 833	18 944	2 089
871	Engineering, architectural, and surveying services	77	195 073	40 089	9 321	1 065
8711	Engineering services	47	189 071	38 120	8 879	963
8712	Architectural services	13	3 132	1 033	265	46
8713	Surveying services	17	2 870	936	177	56
872	Accounting, auditing, and bookkeeping services	79	17 329	7 394	1 789	406
873 ex. 8733	Research, development, and testing services (except noncommercial research organizations)	14	32 553	12 316	5 224	325
8731	Commercial physical and biological research	1	(D)	(D)	(D)	CC
8732	Commercial economic, sociological, and educational research	7	(D)	(D)	(D)	BB
8734	Testing laboratories	6	(D)	(D)	(D)	CC
874	Management and public relations services	52	27 890	13 034	2 610	293
8741	Management services	19	11 929	5 178	1 067	99
8742	Management consulting services	25	(D)	(D)	(D)	CC
8743	Public relations services	1	(D)	(D)	(D)	AA
8744	Facilities support management services	1	(D)	(D)	(D)	BB
8748	Business consulting services, n.e.c.	6	(D)	(D)	(D)	AA
89	Services, n.e.c.	8	(D)	(D)	(D)	CC
YORK COUNTY (Coextensive with York, PA MSA; see table 7a.)						

Table 7a. Summary Statistics for Firms Subject to Federal Income Tax for Metropolitan Areas: 1992

[Includes only establishments with payroll. For meaning of abbreviations and symbols, see introductory text. For explanation of terms and comparability of 1987 and 1992 censuses, see appendix A. For definitions of CMSA's, MSA's, and PMSA's, see appendix D]

SIC code	Geographic area and kind of business or operation	Establishments (number)	Receipts (\$1,000)	Annual payroll (\$1,000)	First-quarter payroll (\$1,000)	Paid employees for pay period including March 12 (number)
ALLENTOWN-BETHLEHEM-EASTON, PA MSA						
	Total -----	4 061	2 023 561	794 080	174 244	37 690
70 ex. 704	Hotels, rooming houses, camps, and other lodging places (except membership lodging) -----	63	73 982	21 523	5 258	2 012
7011	Hotels and motels -----	51	72 335	21 174	5 205	1 988
7011 pt.	Hotels -----	34	60 805	18 662	4 638	1 743
7011 pt.	Hotels, 25 guestrooms or more -----	21	57 831	18 106	4 524	1 695
7011 pt.	Hotels, less than 25 guestrooms -----	13	2 974	556	114	48
7011 pt.	Motels, motor hotels, and tourist courts -----	17	11 530	2 512	567	245
7011 pt.	Motels, tourist courts -----	13	4 106	860	210	95
7011 pt.	Motor hotels -----	4	7 424	1 652	357	150
702, 3	Other lodging places -----	12	1 647	349	53	24
702	Rooming and boarding houses -----	6	618	74	24	11
703	Camps and recreational vehicle parks -----	6	1 029	275	29	13
72	Personal services -----	510	134 386	42 547	10 334	3 534
721	Laundry, cleaning, and garment services -----	97	66 017	20 327	4 960	1 324
7211	Power laundries, family and commercial* -----	4	(D)	(D)	(D)	AA
7213	Linen supply* -----	6	28 216	10 319	2 611	607
7215	Coin-operated laundries and drycleaning -----	18	2 395	700	157	70
7216	Drycleaning plants, except rug cleaning* -----	37	6 549	2 179	496	207
7217	Carpet and upholstery cleaning -----	11	2 512	323	100	57
7218	Industrial laundriers* -----	7	21 969	5 215	1 226	253
7212, 9	Other laundry, cleaning, and garment services* -----	14	(D)	(D)	(D)	CC
7212	Garment pressing, and agents for laundries and drycleaners -----	4	839	356	61	21
7219	Laundry and garment services, n.e.c.* -----	10	(D)	(D)	(D)	BB
722	Photographic studios, portrait -----	29	6 885	1 583	406	130
723, 4	Beauty and barber shops -----	285	29 655	12 603	2 885	1 193
723	Beauty shops -----	275	28 890	12 348	2 827	1 171
724	Barber shops -----	10	765	255	58	22
725	Shoe repair shops and shoeshine parlors -----	5	531	143	35	11
726	Funeral service and crematories -----	48	18 936	4 492	1 072	198
729	Miscellaneous personal services -----	46	12 362	3 399	976	678
7291	Tax return preparation services -----	15	3 453	1 455	550	458
7299	Miscellaneous personal services, n.e.c. -----	31	8 909	1 944	426	220
73	Business services -----	552	422 498	187 545	44 227	11 246
731	Advertising -----	33	39 859	11 465	2 513	369
7311	Advertising agencies -----	21	11 664	5 639	1 192	180
7312	Outdoor advertising services -----	5	16 390	3 252	733	89
7313	Radio, television, publishers' advertising representatives -----	2	(D)	(D)	(D)	BB
7319	Advertising, n.e.c. -----	5	(D)	(D)	(D)	BB
732	Consumer credit reporting agencies, mercantile reporting agencies, and adjustment and collection agencies -----	9	7 370	2 887	609	128
7322	Adjustment and collection services -----	7	(D)	(D)	(D)	BB
7323	Credit reporting services -----	2	(D)	(D)	(D)	BB
733	Mailing, reproduction, commercial art and photography, and stenographic services -----	40	9 316	2 562	622	136
7331	Direct mail advertising services -----	5	(D)	(D)	(D)	BB
7334	Photocopying and duplicating services -----	4	(D)	(D)	(D)	AA
7335, 6	Commercial photography, art, and graphics -----	21	4 831	1 511	373	70
7335	Commercial photography -----	6	1 326	332	77	17
7336	Commercial art and graphic design -----	15	3 505	1 179	296	53
7338	Secretarial and court reporting services -----	10	2 136	409	106	29
734	Services to dwellings and other buildings -----	108	26 186	11 492	2 493	1 263
7342	Disinfecting and pest control services -----	12	7 730	3 171	670	158
7349	Building cleaning and maintenance services, n.e.c. -----	96	18 456	8 321	1 823	1 105
735	Miscellaneous equipment rental and leasing -----	45	40 933	10 908	2 336	383
7352	Medical equipment rental and leasing -----	11	11 480	3 787	765	131
7353	Heavy construction equipment rental and leasing -----	4	5 968	1 266	303	45
7359	Equipment rental and leasing, n.e.c. -----	30	23 485	5 855	1 268	207
736	Personnel supply services -----	69	89 625	64 950	14 934	4 273
7361	Employment agencies -----	17	4 039	1 823	392	131
7363	Help supply services -----	52	85 586	63 127	14 542	4 142
7363 pt.	Temporary help supply -----	38	70 040	51 489	11 211	3 553
7363 pt.	Help supply, except temporary -----	14	15 546	11 638	3 331	589
737	Computer programming, data processing, and other computer related services -----	87	77 082	32 119	7 921	954
7371, 2, 3	Computer programming, prepackaged software, and integrated systems -----	58	48 788	21 150	5 116	582
7371	Computer programming services -----	31	17 329	10 501	2 557	260
7372	Prepackaged software -----	14	4 514	1 618	318	56
7373	Computer integrated systems -----	13	26 945	9 031	2 241	266
7374, 5, 6	Data processing services -----	10	9 413	3 143	938	153
7374, 5	Computer processing, information retrieval -----	10	9 413	3 143	938	153
7376	Computer facilities management services -----	-	-	-	-	-
7377, 8, 9	Computer rental and leasing, maintenance, and related services, n.e.c. -----	19	18 881	7 826	1 867	219
7377	Computer rental and leasing -----	-	-	-	-	-
7378	Computer maintenance and repair -----	10	16 117	7 115	1 717	197
7379	Computer related services, n.e.c. -----	9	2 764	711	150	22

Table 7a. Summary Statistics for Firms Subject to Federal Income Tax for Metropolitan Areas: 1992—Con.

[Includes only establishments with payroll. For meaning of abbreviations and symbols, see introductory text. For explanation of terms and comparability of 1987 and 1992 censuses, see appendix A. For definitions of CMSA's, MSA's, and PMSA's, see appendix D]

SIC code	Geographic area and kind of business or operation	Establishments (number)	Receipts (\$1,000)	Annual payroll (\$1,000)	First-quarter payroll (\$1,000)	Paid employees for pay period including March 12 (number)
ALLENTOWN-BETHLEHEM-EASTON, PA MSA—Con.						
73	Business services—Con.					
738	Miscellaneous business services	161	132 127	51 162	12 799	3 740
7381, 2	Detective agencies and protective services	22	31 046	18 966	4 829	1 705
7381	Detective, guard, and armored car services	15	20 042	14 574	3 827	1 535
7382	Security systems services	7	11 004	4 392	1 002	170
7383	News syndicates	2	(D)	(D)	(D)	AA
7384	Photofinishing laboratories*	20	34 154	8 692	3 052	654
7389	Business services, n.e.c.	117	(D)	(D)	(D)	GG
7389 pt.	Sign painting shops	5	(D)	(D)	(D)	AA
7389 pt.	Interior designing	4	932	333	17	2
7389 pt.	Telephone answering services	9	7 621	4 178	828	393
7389 pt.	Other business services	99	56 685	18 349	4 003	970
75	Automotive repair, services, and parking	391	143 787	33 945	7 897	1 892
751	Automotive rental and leasing, without drivers	24	28 273	4 514	1 071	267
7513	Truck rental and leasing, without drivers	11	(D)	(D)	(D)	BB
7514, 5	Passenger car rental and leasing	11	18 514	2 750	610	184
7514	Passenger car rental	9	(D)	(D)	(D)	CC
7515	Passenger car leasing	2	(D)	(D)	(D)	BB
7519	Utility trailer and recreational vehicle rental	2	(D)	(D)	(D)	AA
752	Automobile parking	11	1 806	383	101	39
753	Automotive repair shops	315	103 552	25 526	5 920	1 270
7532	Top, body, and upholstery repair shops and paint shops	88	32 598	9 055	2 166	429
7532 pt.	Top and body repair shops	80	29 190	8 105	1 902	370
7532 pt.	Paint shops	8	3 408	950	264	59
7538	General automotive repair shops	178	52 858	12 066	2 734	624
7538 pt.	General automotive repair shops, except diesel	160	41 927	8 937	2 071	502
7538 pt.	Diesel repair shops	18	10 931	3 129	663	122
7533, 4, 6, 7, 9	Other automotive repair shops	49	18 096	4 405	1 020	217
7533	Automotive exhaust system repair shops	11	4 241	1 078	252	51
7534	Tire retreading and repair shops	1	(D)	(D)	(D)	AA
7536	Automotive glass replacement shops	12	4 991	1 077	233	36
7537	Automotive transmission repair shops	13	3 075	720	158	39
7539	Automotive repair shops, n.e.c.	12	(D)	(D)	(D)	BB
7539 pt.	Radiator repair	1	(D)	(D)	(D)	AA
7539 pt.	Brake, front end, and wheel alignment	8	4 597	1 207	306	75
7539 pt.	Automotive electrical and fuel system services	1	(D)	(D)	(D)	AA
7539 pt.	Other automotive repair shops, n.e.c.	2	(D)	(D)	(D)	AA
754	Automotive services, except repair	41	10 156	3 522	805	316
7542	Carwashes	27	7 230	2 540	571	242
7549	Automotive services, except repair and carwashes	14	2 926	982	234	74
76	Miscellaneous repair services	140	75 140	23 244	5 427	997
762	Electrical repair shops	44	21 220	7 755	1 816	321
7622	Radio and television repair shops	8	2 705	1 074	281	53
7623, 9	Other electrical and electronic repair shops	36	18 515	6 681	1 535	268
7623	Refrigeration and air-conditioning service and repair shops	5	2 959	1 056	215	30
7629	Electrical and electronic repair shops, n.e.c.	31	15 556	5 625	1 320	238
763	Watch, clock, and jewelry repair	5	498	78	22	10
764	Reupholstery and furniture repair	11	1 477	343	83	25
769	Miscellaneous repair and related services	80	51 945	15 068	3 506	641
7692	Welding repair	8	2 801	747	188	44
7694	Armature rewinding shops	7	9 083	3 144	784	98
7699	Repair shops and related services, n.e.c.	65	40 061	11 177	2 534	499
78, 79, 84	Amusement and recreation services, including motion pictures and museums	225	113 384	31 286	6 985	2 770
781, 2	Motion picture production, distribution, and services	12	9 057	2 281	671	75
783	Motion picture theaters	18	12 996	1 978	443	221
7832	Motion picture theaters, except drive-in	14	12 567	1 882	430	219
7833	Drive-in motion picture theaters	4	429	96	13	2
784	Video tape rental	34	10 254	1 447	372	239
792	Theatrical producers (except motion picture), bands, orchestras, and entertainers	13	5 155	1 609	314	75
7922	Theatrical producers (except motion picture) and miscellaneous theatrical services	7	(D)	(D)	(D)	BB
7929	Bands, orchestras, actors, and other entertainers and entertainment groups	6	(D)	(D)	(D)	AA
793	Bowling centers	19	6 100	1 654	402	176
79 ex. 792, 3, 84	Commercial sports and other amusement and recreation services, including museums	129	69 822	22 317	4 783	1 984
794	Commercial sports	4	(D)	(D)	(D)	BB
7941	Professional sports clubs, managers, promoters	1	(D)	(D)	(D)	AA
7948	Racing, including track operation	3	(D)	(D)	(D)	BB
79 ex. 792, 3, 4, 84	Other amusement and recreation services, including museums	125	(D)	(D)	(D)	GG
791	Dance studios, schools, and halls	16	1 338	276	79	73
7991	Physical fitness facilities	19	8 367	2 527	567	373
7992	Public golf courses	14	7 593	1 948	265	96
7993	Coin-operated amusement devices	12	5 542	1 100	259	59
7996	Amusement parks	3	(D)	(D)	(D)	EE
7997	Membership sports and recreation clubs	11	1 622	441	96	44
7999, 84	Amusement and recreation services, including museums, n.e.c.	50	(D)	(D)	(D)	FF
7999 pt.	Concession operators of amusement devices and rides	3	(D)	(D)	(D)	AA
7999 pt.	Carnivals, circuses, and fairs	2	(D)	(D)	(D)	AA
7999 pt., 84	Other recreation and amusements, including museums	45	(D)	(D)	(D)	FF

Table 7a. Summary Statistics for Firms Subject to Federal Income Tax for Metropolitan Areas: 1992—Con.

[Includes only establishments with payroll. For meaning of abbreviations and symbols, see introductory text. For explanation of terms and comparability of 1987 and 1992 censuses, see appendix A. For definitions of CMSA's, MSA's, and PMSA's, see appendix D]

SIC code	Geographic area and kind of business or operation	Establishments (number)	Receipts (\$1,000)	Annual payroll (\$1,000)	First-quarter payroll (\$1,000)	Paid employees for pay period including March 12 (number)
ALLENTOWN—BETHLEHEM—EASTON, PA MSA—Con.						
80	Health services	1 238	687 920	305 854	62 417	9 350
801	Offices and clinics of doctors of medicine	556	384 563	197 415	37 902	3 588
8011 pt.	Offices of doctors of medicine	549	372 136	192 928	36 987	3 492
8011 pt.	General medical clinics	7	12 427	4 487	915	96
802	Offices and clinics of dentists	292	92 266	31 466	7 084	1 497
803	Offices and clinics of doctors of osteopathy	69	29 709	11 996	2 510	376
804	Offices and clinics of other health practitioners	220	55 414	16 300	3 721	865
8041	Offices and clinics of chiropractors	72	15 126	3 373	750	213
8042	Offices and clinics of optometrists	50	13 991	3 708	847	196
8043	Offices and clinics of podiatrists	37	6 611	1 954	454	113
8049	Offices and clinics of health practitioners, n.e.c.	61	19 686	7 265	1 670	343
805	Nursing and personal care facilities	22	71 057	30 673	7 050	1 897
8051	Skilled nursing care facilities	18	67 847	29 204	6 755	1 819
8052	Intermediate care facilities	1	(D)	(D)	(D)	BB
8059	Nursing and personal care facilities, n.e.c.	3	(D)	(D)	(D)	BB
806	Hospitals	—	—	—	—	—
8062	General medical and surgical hospitals	—	—	—	—	—
8063, 9	Specialty hospitals	—	—	—	—	—
807, 8, 9	Other health services	79	54 911	18 004	4 150	1 127
807	Medical and dental laboratories	43	26 130	5 276	1 230	231
8071	Medical laboratories	29	23 700	4 445	1 027	185
8072	Dental laboratories	14	2 430	831	203	46
808	Home health care services	18	16 191	9 617	2 306	756
809	Miscellaneous health and allied services, n.e.c.	18	12 590	3 111	614	140
8092	Kidney dialysis centers	3	(D)	(D)	(D)	BB
8093	Specialty outpatient facilities, n.e.c.	7	(D)	(D)	(D)	BB
8099	Health and allied services, n.e.c.	8	1 419	662	145	31
81	Legal services	343	112 784	40 042	7 782	1 263
823, 4, 9	Selected educational services	22	7 868	2 575	589	160
823	Libraries	—	—	—	—	—
824	Vocational schools	8	5 613	1 730	388	76
829	Schools and educational services, n.e.c.	14	2 255	845	201	84
83	Social services	150	34 039	14 887	3 354	1 424
835	Child day care services	98	13 745	6 795	1 604	827
832, 3, 6, 9	Other social services	52	20 294	8 092	1 750	597
87 ex. 8733	Engineering, accounting, research, management, and related services (except noncommercial research organizations)	415	213 077	88 636	19 530	2 998
871	Engineering, architectural, and surveying services	149	93 519	39 696	8 575	1 147
8711	Engineering services	96	76 025	32 328	6 778	891
8712	Architectural services	35	15 832	6 747	1 656	213
8713	Surveying services	18	1 662	621	141	43
872	Accounting, auditing, and bookkeeping services	144	51 568	22 700	5 304	838
873 ex. 8733	Research, development, and testing services (except noncommercial research organizations)	31	11 844	5 890	998	337
8731	Commercial physical and biological research	10	(D)	(D)	(D)	BB
8732	Commercial economic, sociological, and educational research	9	(D)	(D)	(D)	CC
8734	Testing laboratories	12	6 624	3 895	531	104
874	Management and public relations services	91	56 146	20 350	4 653	676
8741	Management services	28	33 708	9 692	2 233	297
8742	Management consulting services	47	17 487	8 917	2 135	337
8743	Public relations services	3	(D)	(D)	(D)	AA
8744	Facilities support management services	1	(D)	(D)	(D)	AA
8748	Business consulting services, n.e.c.	12	4 174	1 549	232	32
89	Services, n.e.c.	12	4 696	1 996	444	44
ALTOONA, PA MSA						
	Total	823	355 421	129 723	28 928	6 714
70 ex. 704	Hotels, rooming houses, camps, and other lodging places (except membership lodging)	16	8 996	2 171	507	336
7011	Hotels and motels	16	8 996	2 171	507	336
7011 pt.	Hotels	6	6 377	1 649	394	266
7011 pt.	Motels, motor hotels, and tourist courts	10	2 619	522	113	70
702, 3	Other lodging places	—	—	—	—	—

Table 7a. Summary Statistics for Firms Subject to Federal Income Tax for Metropolitan Areas: 1992—Con.

[Includes only establishments with payroll. For meaning of abbreviations and symbols, see introductory text. For explanation of terms and comparability of 1987 and 1992 censuses, see appendix A. For definitions of CMSA's, MSA's, and PMSA's, see appendix D]

SIC code	Geographic area and kind of business or operation	Establishments (number)	Receipts (\$1,000)	Annual payroll (\$1,000)	First-quarter payroll (\$1,000)	Paid employees for pay period including March 12 (number)
ALTOONA, PA MSA—Con.						
72	Personal services -----	137	21 538	6 468	1 548	645
721	Laundry, cleaning, and garment services -----	23	6 678	1 822	400	163
7211	Power laundries, family and commercial* -----	—	—	—	—	—
7213	Linen supply* -----	1	(D)	(D)	(D)	BB
7215	Coin-operated laundries and drycleaning -----	6	650	134	31	25
7216	Drycleaning plants, except rug cleaning* -----	8	1 192	515	100	58
7217	Carpet and upholstery cleaning -----	5	1 048	328	81	21
7218	Industrial launderers* -----	1	(D)	(D)	(D)	AA
7212, 9	Other laundry, cleaning, and garment services* -----	2	(D)	(D)	(D)	AA
722	Photographic studios, portrait -----	9	1 591	271	55	34
723, 4	Beauty and barber shops -----	74	6 405	2 671	640	292
723	Beauty shops -----	69	5 907	2 460	594	272
724	Barber shops -----	5	498	211	46	20
725	Shoe repair shops and shoeshine parlors -----	1	(D)	(D)	(D)	AA
726	Funeral service and crematories -----	20	5 807	1 271	290	58
729	Miscellaneous personal services -----	10	(D)	(D)	(D)	BB
73	Business services -----	98	70 370	25 190	6 032	1 846
731	Advertising -----	8	5 307	1 460	332	63
732	Consumer credit reporting agencies, mercantile reporting agencies, and adjustment and collection agencies -----	3	1 259	265	58	19
733	Mailing, reproduction, commercial art and photography, and stenographic services -----	8	(D)	(D)	(D)	EE
734	Services to dwellings and other buildings -----	15	3 817	1 736	381	217
735	Miscellaneous equipment rental and leasing -----	11	5 031	1 124	220	68
736	Personnel supply services -----	12	4 802	2 753	627	441
737	Computer programming, data processing, and other computer related services -----	12	14 206	5 890	1 396	195
7371, 2, 3	Computer programming, prepackaged software, and integrated systems -----	7	(D)	(D)	(D)	CC
7374, 5, 6	Data processing services -----	2	(D)	(D)	(D)	BB
7377, 8, 9	Computer rental and leasing, maintenance, and related services, n.e.c. -----	3	(D)	(D)	(D)	AA
738	Miscellaneous business services -----	29	(D)	(D)	(D)	EE
75	Automotive repair, services, and parking -----	101	21 028	4 695	1 082	381
751	Automotive rental and leasing, without drivers -----	11	3 284	687	157	42
752	Automobile parking -----	2	(D)	(D)	(D)	AA
753	Automotive repair shops -----	73	15 282	3 399	783	221
7532	Top, body, and upholstery repair shops and paint shops -----	19	4 719	1 250	268	73
7538	General automotive repair shops -----	36	5 449	888	209	74
7533, 4, 6, 7, 9	Other automotive repair shops -----	18	5 114	1 261	306	74
754	Automotive services, except repair -----	15	(D)	(D)	(D)	CC
76	Miscellaneous repair services -----	28	12 155	3 549	857	187
762	Electrical repair shops -----	9	2 642	988	250	52
7622	Radio and television repair shops -----	4	833	197	53	10
7623, 9	Other electrical and electronic repair shops -----	5	1 809	801	197	42
763	Watch, clock, and jewelry repair -----	—	—	—	—	—
764	Reupholstery and furniture repair -----	2	(D)	(D)	(D)	AA
769	Miscellaneous repair and related services -----	17	(D)	(D)	(D)	CC
78, 79, 84	Amusement and recreation services, including motion pictures and museums -----	56	14 623	3 656	623	378
781, 2	Motion picture production, distribution, and services -----	2	(D)	(D)	(D)	AA
783	Motion picture theaters -----	3	(D)	(D)	(D)	BB
784	Video tape rental -----	9	(D)	(D)	(D)	BB
792	Theatrical producers (except motion picture), bands, orchestras, and entertainers -----	—	—	—	—	—
793	Bowling centers -----	6	2 215	670	149	84
79 ex. 792, 3, 84	Commercial sports and other amusement and recreation services, including museums -----	36	7 904	2 363	332	193
80	Health services -----	242	148 971	60 127	13 094	1 916
801	Offices and clinics of doctors of medicine -----	117	80 903	38 785	8 389	794
802	Offices and clinics of dentists -----	53	11 974	3 407	633	234
803	Offices and clinics of doctors of osteopathy -----	5	2 970	1 338	315	25
804	Offices and clinics of other health practitioners -----	43	11 527	3 604	733	177
805	Nursing and personal care facilities -----	6	6 365	2 863	587	188
806	Hospitals -----	2	(D)	(D)	(D)	EE
807, 8, 9	Other health services -----	16	(D)	(D)	(D)	BB
81	Legal services -----	47	14 544	4 145	854	206
823, 4, 9	Selected educational services -----	2	(D)	(D)	(D)	BB
83	Social services -----	36	(D)	(D)	(D)	CC
835	Child day care services -----	20	(D)	(D)	(D)	BB
832, 3, 6, 9	Other social services -----	16	3 119	1 212	260	131

Table 7a. Summary Statistics for Firms Subject to Federal Income Tax for Metropolitan Areas: 1992 — Con.

[Includes only establishments with payroll. For meaning of abbreviations and symbols, see introductory text. For explanation of terms and comparability of 1987 and 1992 censuses, see appendix A. For definitions of CMSA's, MSA's, and PMSA's, see appendix D]

SIC code	Geographic area and kind of business or operation	Establishments (number)	Receipts (\$1,000)	Annual payroll (\$1,000)	First-quarter payroll (\$1,000)	Paid employees for pay period including March 12 (number)
	ALTOONA, PA MSA — Con.					
87 ex. 8733	Engineering, accounting, research, management, and related services (except noncommercial research organizations) -----	59	38 223	17 741	3 898	602
871	Engineering, architectural, and surveying services -----	17	15 890	7 509	1 901	283
872	Accounting, auditing, and bookkeeping services -----	26	(D)	(D)	(D)	CC
873 ex. 8733	Research, development, and testing services (except noncommercial research organizations) -----	3	(D)	(D)	(D)	BB
874	Management and public relations services -----	13	11 133	5 205	1 025	143
89	Services, n.e.c. -----	1	(D)	(D)	(D)	AA
	ERIE, PA MSA					
	Total -----	1 699	814 342	323 257	69 178	16 875
70 ex. 704	Hotels, rooming houses, camps, and other lodging places (except membership lodging) -----	48	37 803	10 859	1 791	989
7011	Hotels and motels -----	44	37 258	10 802	1 787	985
7011 pt.	Hotels -----	14	18 856	6 630	926	476
7011 pt.	Motels, motor hotels, and tourist courts -----	30	18 402	4 172	861	509
702, 3	Other lodging places -----	4	545	57	4	4
72	Personal services -----	247	52 035	15 941	4 041	1 429
721	Laundry, cleaning, and garment services -----	43	23 492	7 384	2 015	569
7211	Power laundries, family and commercial* -----	1	(D)	(D)	(D)	AA
7213	Linen supply* -----	1	(D)	(D)	(D)	CC
7215	Coin-operated laundries and drycleaning -----	9	691	125	29	27
7216	Drycleaning plants, except rug cleaning* -----	15	4 033	1 584	312	131
7217	Carpet and upholstery cleaning -----	8	654	262	30	33
7218	Industrial laundries* -----	2	(D)	(D)	(D)	CC
7212, 9	Other laundry, cleaning, and garment services* -----	7	(D)	(D)	(D)	BB
722	Photographic studios, portrait -----	20	3 372	551	104	54
723, 4	Beauty and barber shops -----	135	11 680	4 769	1 100	509
723	Beauty shops -----	132	11 480	4 710	1 086	506
724	Barber shops -----	3	200	59	14	3
725	Shoe repair shops and shoeshine parlors -----	4	102	30	7	5
726	Funeral service and crematories -----	21	9 798	2 171	524	138
729	Miscellaneous personal services -----	24	3 591	1 036	291	154
73	Business services -----	223	114 338	50 392	11 551	5 212
731	Advertising -----	20	14 105	4 082	1 043	147
732	Consumer credit reporting agencies, mercantile reporting agencies, and adjustment and collection agencies -----	7	3 540	1 141	266	68
733	Mailing, reproduction, commercial art and photography, and stenographic services -----	23	7 500	1 682	443	106
734	Services to dwellings and other buildings -----	50	9 862	4 774	1 067	751
735	Miscellaneous equipment rental and leasing -----	23	11 257	2 429	572	160
736	Personnel supply services -----	28	32 439	21 681	4 700	2 127
737	Computer programming, data processing, and other computer related services -----	26	10 750	4 165	976	297
7371, 2, 3	Computer programming, prepackaged software, and integrated systems -----	13	6 211	2 433	588	203
7374, 5, 6	Data processing services -----	5	2 021	880	188	53
7377, 8, 9	Computer rental and leasing, maintenance, and related services, n.e.c. -----	8	2 518	852	200	41
738	Miscellaneous business services -----	46	24 885	10 438	2 484	1 556
75	Automotive repair, services, and parking -----	185	53 729	11 796	2 709	735
751	Automotive rental and leasing, without drivers -----	11	(D)	(D)	(D)	BB
752	Automobile parking -----	2	(D)	(D)	(D)	AA
753	Automotive repair shops -----	148	45 235	10 186	2 338	548
7532	Top, body, and upholstery repair shops and paint shops -----	41	11 432	2 769	595	133
7538	General automotive repair shops -----	69	17 393	3 789	916	235
7533, 4, 6, 7, 9	Other automotive repair shops -----	38	16 410	3 628	827	180
754	Automotive services, except repair -----	24	3 984	905	214	112
76	Miscellaneous repair services -----	81	32 290	8 875	1 998	442
762	Electrical repair shops -----	18	4 820	1 215	302	76
7622	Radio and television repair shops -----	5	1 335	388	105	23
7623, 9	Other electrical and electronic repair shops -----	13	3 485	827	197	53
763	Watch, clock, and jewelry repair -----	2	(D)	(D)	(D)	AA
764	Reupholstery and furniture repair -----	5	(D)	(D)	(D)	BB
769	Miscellaneous repair and related services -----	56	24 818	7 284	1 622	335
78, 79, 84	Amusement and recreation services, including motion pictures and museums -----	101	30 838	7 194	1 573	898
781, 2	Motion picture production, distribution, and services -----	2	(D)	(D)	(D)	AA
783	Motion picture theaters -----	8	(D)	(D)	(D)	CC
784	Video tape rental -----	15	(D)	(D)	(D)	CC
792	Theatrical producers (except motion picture), bands, orchestras, and entertainers -----	4	(D)	(D)	(D)	BB
793	Bowling centers -----	14	3 500	780	226	133
79 ex. 792, 3, 84	Commercial sports and other amusement and recreation services, including museums -----	58	18 724	4 851	1 002	512

Table 7a. Summary Statistics for Firms Subject to Federal Income Tax for Metropolitan Areas: 1992—Con.

[Includes only establishments with payroll. For meaning of abbreviations and symbols, see introductory text. For explanation of terms and comparability of 1987 and 1992 censuses, see appendix A. For definitions of CMSA's, MSA's, and PMSA's, see appendix D]

SIC code	Geographic area and kind of business or operation	Establishments (number)	Receipts (\$1,000)	Annual payroll (\$1,000)	First-quarter payroll (\$1,000)	Paid employees for pay period including March 12 (number)
ERIE, PA MSA—Con.						
80	Health services -----	488	365 409	172 884	35 695	5 081
801	Offices and clinics of doctors of medicine -----	184	172 599	98 051	18 431	1 348
802	Offices and clinics of dentists -----	135	38 127	14 472	3 116	696
803	Offices and clinics of doctors of osteopathy -----	41	13 934	5 424	1 036	181
804	Offices and clinics of other health practitioners -----	72	18 627	5 836	1 316	280
805	Nursing and personal care facilities -----	14	32 816	14 954	3 434	1 022
806	Hospitals -----	2	(D)	(D)	(D)	FF
807, 8, 9	Other health services -----	40	(D)	(D)	(D)	FF
81	Legal services -----	111	49 235	18 032	3 534	569
823, 4, 9	Selected educational services -----	8	3 321	1 467	371	116
83	Social services -----	50	11 164	4 350	994	475
835	Child day care services -----	21	3 667	1 638	397	254
832, 3, 6, 9	Other social services -----	29	7 497	2 712	597	221
87 ex. 8733	Engineering, accounting, research, management, and related services (except noncommercial research organizations) -----	151	61 932	20 441	4 621	876
871	Engineering, architectural, and surveying services -----	45	13 733	5 072	1 156	200
872	Accounting, auditing, and bookkeeping services -----	59	16 943	5 861	1 443	269
873 ex. 8733	Research, development, and testing services (except noncommercial research organizations) -----	11	6 163	1 754	391	109
874	Management and public relations services -----	36	25 093	7 754	1 631	298
89	Services, n.e.c. -----	6	2 248	1 026	300	53
HARRISBURG-LEBANON-CARLISLE, PA MSA						
	Total -----	3 831	2 412 702	940 627	207 460	43 411
70 ex. 704	Hotels, rooming houses, camps, and other lodging places (except membership lodging) -----	109	147 348	41 228	9 791	3 688
7011	Hotels and motels -----	94	143 336	40 323	9 637	3 641
7011 pt.	Hotels -----	40	102 340	30 166	7 357	2 708
7011 pt.	Hotels, 25 guestrooms or more -----	32	101 020	29 931	7 302	2 670
7011 pt.	Hotels, less than 25 guestrooms -----	8	1 320	235	55	38
7011 pt.	Motels, motor hotels, and tourist courts -----	54	40 996	10 157	2 280	933
7011 pt.	Motels, tourist courts -----	44	29 600	7 389	1 609	676
7011 pt.	Motor hotels -----	10	11 396	2 768	671	257
702, 3	Other lodging places -----	15	4 012	905	154	47
702	Rooming and boarding houses -----	5	1 034	259	62	24
703	Camps and recreational vehicle parks -----	10	2 978	646	92	23
72	Personal services -----	516	101 103	34 830	8 085	3 031
721	Laundry, cleaning, and garment services -----	81	23 306	8 067	1 811	652
7211	Power laundries, family and commercial* -----	2	(D)	(D)	(D)	BB
7213	Linen supply* -----	3	(D)	(D)	(D)	BB
7215	Coin-operated laundries and drycleaning -----	20	1 805	339	79	40
7216	Drycleaning plants, except rug cleaning* -----	31	11 872	4 732	1 082	367
7217	Carpet and upholstery cleaning -----	16	2 395	673	148	86
7218	Industrial launderers* -----	-	-	-	-	-
7212, 9	Other laundry, cleaning, and garment services* -----	9	(D)	(D)	(D)	BB
7212	Garment pressing, and agents for laundries and drycleaners -----	7	1 702	654	144	54
7219	Laundry and garment services, n.e.c.* -----	2	(D)	(D)	(D)	AA
722	Photographic studios, portrait -----	22	4 920	950	204	116
723, 4	Beauty and barber shops -----	311	35 491	14 743	3 339	1 213
723	Beauty shops -----	299	34 029	13 964	3 149	1 157
724	Barber shops -----	12	1 462	779	190	56
725	Shoe repair shops and shoeshine parlors -----	5	429	59	16	5
726	Funeral service and crematories -----	41	19 051	4 400	1 036	184
729	Miscellaneous personal services -----	56	17 906	6 611	1 679	861
7291	Tax return preparation services -----	15	2 548	1 094	504	376
7299	Miscellaneous personal services, n.e.c. -----	41	15 358	5 517	1 175	485
73	Business services -----	559	467 832	181 964	43 369	11 515
731	Advertising -----	29	32 761	9 189	2 252	355
7311	Advertising agencies -----	24	16 284	4 352	1 077	175
7312	Outdoor advertising services -----	2	(D)	(D)	(D)	BB
7313	Radio, television, publishers' advertising representatives -----	1	(D)	(D)	(D)	BB
7319	Advertising, n.e.c. -----	2	(D)	(D)	(D)	BB
732	Consumer credit reporting agencies, mercantile reporting agencies, and adjustment and collection agencies -----	14	18 320	5 019	1 133	287
7322	Adjustment and collection services -----	11	(D)	(D)	(D)	CC
7323	Credit reporting services -----	3	(D)	(D)	(D)	BB
733	Mailing, reproduction, commercial art and photography, and stenographic services -----	46	20 997	7 804	2 015	328
7331	Direct mail advertising services -----	12	3 777	1 165	316	58
7334	Photocopying and duplicating services -----	9	9 168	3 261	903	128
7335, 6	Commercial photography, art, and graphics -----	14	3 810	1 111	268	61
7335	Commercial photography -----	6	1 411	544	136	27
7336	Commercial art and graphic design -----	8	2 399	567	132	34
7338	Secretarial and court reporting services -----	11	4 242	2 267	528	81
734	Services to dwellings and other buildings -----	125	35 205	15 428	3 574	1 581
7342	Disinfecting and pest control services -----	17	10 591	3 793	749	149
7349	Building cleaning and maintenance services, n.e.c. -----	108	24 614	11 635	2 825	1 432

Table 7a. Summary Statistics for Firms Subject to Federal Income Tax for Metropolitan Areas: 1992—Con.

[Includes only establishments with payroll. For meaning of abbreviations and symbols, see introductory text. For explanation of terms and comparability of 1987 and 1992 censuses, see appendix A. For definitions of CMSA's, MSA's, and PMSA's, see appendix D]

SIC code	Geographic area and kind of business or operation	Establishments (number)	Receipts (\$1,000)	Annual payroll (\$1,000)	First-quarter payroll (\$1,000)	Paid employees for pay period including March 12 (number)
HARRISBURG—LEBANON—CARLISLE, PA MSA—Con.						
73	Business services—Con.					
735	Miscellaneous equipment rental and leasing -----	54	34 488	7 707	1 788	375
7352	Medical equipment rental and leasing -----	11	7 802	1 565	402	83
7353	Heavy construction equipment rental and leasing -----	7	5 968	1 338	300	51
7359	Equipment rental and leasing, n.e.c. -----	36	20 718	4 804	1 086	241
736	Personnel supply services -----	57	91 000	60 351	14 712	5 147
7361	Employment agencies -----	21	7 023	3 654	549	298
7363	Help supply services -----	36	83 977	56 697	14 163	4 849
7363 pt.	Temporary help supply -----	30	69 682	46 536	11 963	4 081
7363 pt.	Help supply, except temporary -----	6	14 295	10 161	2 200	768
737	Computer programming, data processing, and other computer related services -----	98	151 107	44 288	10 606	1 321
7371, 2, 3	Computer programming, prepackaged software, and integrated systems -----	47	47 891	16 951	4 168	486
7371	Computer programming services -----	27	19 938	9 263	2 371	257
7372	Prepackaged software -----	14	21 346	5 518	1 235	167
7373	Computer integrated systems -----	6	6 607	2 170	562	62
7374, 5, 6	Data processing services -----	17	62 933	14 985	3 621	522
7374, 5	Computer processing, information retrieval -----	16	(D)	(D)	(D)	FF
7376	Computer facilities management services -----	1	(D)	(D)	(D)	AA
7377, 8, 9	Computer rental and leasing, maintenance, and related services, n.e.c. -----	34	40 283	12 352	2 817	313
7377	Computer rental and leasing -----	4	3 107	792	165	18
7378	Computer maintenance and repair -----	13	11 594	2 384	628	68
7379	Computer related services, n.e.c. -----	17	25 582	9 176	2 024	227
738	Miscellaneous business services -----	136	83 954	32 178	7 289	2 121
7381, 2	Detective agencies and protective services -----	26	26 060	13 644	3 114	1 098
7381	Detective, guard, and armored car services -----	19	18 372	11 950	2 726	1 037
7382	Security systems services -----	7	7 688	1 694	388	61
7383	News syndicates -----	3	(D)	(D)	(D)	AA
7384	Photofinishing laboratories* -----	10	(D)	(D)	(D)	BB
7389	Business services, n.e.c. -----	97	53 995	17 596	3 942	963
7389 pt.	Sign painting shops -----	6	1 761	567	136	35
7389 pt.	Interior designing -----	6	2 745	295	59	14
7389 pt.	Telephone answering services -----	9	1 532	817	201	77
7389 pt.	Other business services -----	76	47 957	15 917	3 546	837
75	Automotive repair, services, and parking -----	384	172 497	34 970	8 176	1 959
751	Automotive rental and leasing, without drivers -----	33	68 834	10 412	2 527	517
7513	Truck rental and leasing, without drivers -----	16	45 724	6 658	1 660	301
7514, 5	Passenger car rental and leasing -----	17	23 110	3 754	867	216
7514	Passenger car rental -----	16	(D)	(D)	(D)	CC
7515	Passenger car leasing -----	1	(D)	(D)	(D)	AA
7519	Utility trailer and recreational vehicle rental -----	-	-	-	-	-
752	Automobile parking -----	13	3 332	647	149	68
753	Automotive repair shops -----	287	86 944	19 877	4 592	1 031
7532	Top, body, and upholstery repair shops and paint shops -----	80	23 280	5 884	1 374	310
7532 pt.	Top and body repair shops -----	74	21 356	5 589	1 317	291
7532 pt.	Paint shops -----	6	1 924	295	57	19
7538	General automotive repair shops -----	155	44 644	9 471	2 253	508
7538 pt.	General automotive repair shops, except diesel -----	142	37 046	7 172	1 717	422
7538 pt.	Diesel repair shops -----	13	7 598	2 299	536	86
7533, 4, 6, 7, 9	Other automotive repair shops -----	52	19 020	4 522	965	213
7533	Automotive exhaust system repair shops -----	16	4 319	1 152	258	54
7534	Tire retreading and repair shops -----	5	6 252	1 191	197	47
7536	Automotive glass replacement shops -----	9	3 691	943	199	45
7537	Automotive transmission repair shops -----	13	3 063	857	209	41
7539	Automotive repair shops, n.e.c. -----	9	1 695	379	102	26
7539 pt.	Radiator repair -----	3	(D)	(D)	(D)	AA
7539 pt.	Brake, front end, and wheel alignment -----	4	1 060	226	57	17
7539 pt.	Automotive electrical and fuel system services -----	1	(D)	(D)	(D)	AA
7539 pt.	Other automotive repair shops, n.e.c. -----	1	(D)	(D)	(D)	AA
754	Automotive services, except repair -----	51	13 387	4 034	908	343
7542	Carwashes -----	35	7 997	2 538	595	261
7549	Automotive services, except repair and carwashes -----	16	5 390	1 496	313	82
76	Miscellaneous repair services -----	132	81 101	24 593	5 866	1 063
762	Electrical repair shops -----	39	41 269	13 333	3 178	541
7622	Radio and television repair shops -----	10	10 986	3 469	908	161
7623, 9	Other electrical and electronic repair shops -----	29	30 283	9 864	2 270	380
7623	Refrigeration and air-conditioning service and repair shops -----	4	3 066	829	182	21
7629	Electrical and electronic repair shops, n.e.c. -----	25	27 217	9 035	2 088	359
763	Watch, clock, and jewelry repair -----	3	489	145	30	10
764	Reupholstery and furniture repair -----	18	1 712	529	134	46
769	Miscellaneous repair and related services -----	72	37 631	10 586	2 524	466
7692	Welding repair -----	8	3 952	1 680	426	72
7694	Armature rewinding shops -----	6	5 898	1 484	319	50
7699	Repair shops and related services, n.e.c. -----	58	27 781	7 422	1 779	344

Table 7a. Summary Statistics for Firms Subject to Federal Income Tax for Metropolitan Areas: 1992—Con.

[Includes only establishments with payroll. For meaning of abbreviations and symbols, see introductory text. For explanation of terms and comparability of 1987 and 1992 censuses, see appendix A. For definitions of CMSA's, MSA's, and PMSA's, see appendix D]

SIC code	Geographic area and kind of business or operation	Establishments (number)	Receipts (\$1,000)	Annual payroll (\$1,000)	First-quarter payroll (\$1,000)	Paid employees for pay period including March 12 (number)
HARRISBURG-LEBANON-CARLISLE, PA MSA—Con.						
78, 79, 84	Amusement and recreation services, including motion pictures and museums	250	183 323	40 141	7 518	3 265
781, 2	Motion picture production, distribution, and services	8	(D)	(D)	(D)	BB
783	Motion picture theaters	15	10 424	1 244	293	240
7832	Motion picture theaters, except drive-in	12	10 232	1 199	289	224
7833	Drive-in motion picture theaters	3	192	45	4	16
784	Video tape rental	53	12 320	2 198	546	372
792	Theatrical producers (except motion picture), bands, orchestras, and entertainers	8	(D)	(D)	(D)	BB
7922	Theatrical producers (except motion picture) and miscellaneous theatrical services	3	(D)	(D)	(D)	BB
7929	Bands, orchestras, actors, and other entertainers and entertainment groups	5	114	71	11	53
793	Bowling centers	13	(D)	(D)	(D)	CC
79 ex. 792, 3, 84	Commercial sports and other amusement and recreation services, including museums	153	133 080	32 654	5 775	2 302
794	Commercial sports	8	39 415	6 907	1 400	585
7941	Professional sports clubs, managers, promoters	3	(D)	(D)	(D)	BB
7948	Racing, including track operation	5	(D)	(D)	(D)	FF
79 ex. 792, 3, 4, 84	Other amusement and recreation services, including museums	145	93 665	25 747	4 375	1 717
791	Dance studios, schools, and halls	17	2 268	574	134	96
7991	Physical fitness facilities	31	6 761	2 105	475	367
7992	Public golf courses	13	9 686	2 591	433	168
7993	Coin-operated amusement devices	21	7 096	1 497	378	73
7996	Amusement parks	3	(D)	(D)	(D)	FF
7997	Membership sports and recreation clubs	8	9 704	3 182	556	185
7999, 84	Amusement and recreation services, including museums, n.e.c.	52	(D)	(D)	(D)	CC
7999 pt.	Concession operators of amusement devices and rides	4	298	55	—	—
7999 pt., 84	Carnivals, circuses, and fairs	2	(D)	(D)	(D)	AA
	Other recreation and amusements, including museums	46	(D)	(D)	(D)	CC
80	Health services	987	652 512	308 595	64 669	9 522
801	Offices and clinics of doctors of medicine	352	300 111	166 939	32 413	3 050
8011 pt.	Offices of doctors of medicine	341	281 171	157 891	30 776	2 853
8011 pt.	General medical clinics	11	18 940	9 048	1 637	197
802	Offices and clinics of dentists	262	88 797	30 642	7 272	1 314
803	Offices and clinics of doctors of osteopathy	60	33 363	15 176	2 926	364
804	Offices and clinics of other health practitioners	202	69 131	23 894	4 650	925
8041	Offices and clinics of chiropractors	71	17 079	4 952	1 004	253
8042	Offices and clinics of optometrists	55	19 361	5 308	1 096	267
8043	Offices and clinics of podiatrists	21	3 830	1 094	233	44
8049	Offices and clinics of health practitioners, n.e.c.	55	28 861	12 540	2 317	361
805	Nursing and personal care facilities	26	70 025	33 856	9 193	2 139
8051	Skilled nursing care facilities	13	56 388	27 760	7 344	1 671
8052	Intermediate care facilities	6	5 643	2 165	924	236
8059	Nursing and personal care facilities, n.e.c.	7	7 994	3 931	925	232
806	Hospitals	1	(D)	(D)	(D)	EE
8062	General medical and surgical hospitals	—	—	—	—	—
8063, 9	Specialty hospitals	1	(D)	(D)	(D)	EE
807, 8, 9	Other health services	84	(D)	(D)	(D)	GG
807	Medical and dental laboratories	40	33 709	9 157	1 984	465
8071	Medical laboratories	21	24 732	4 547	931	199
8072	Dental laboratories	19	8 977	4 610	1 053	266
808	Home health care services	21	14 972	5 969	1 354	426
809	Miscellaneous health and allied services, n.e.c.	23	(D)	(D)	(D)	EE
8092	Kidney dialysis centers	1	(D)	(D)	(D)	AA
8093	Specialty outpatient facilities, n.e.c.	11	14 004	7 842	1 883	278
8099	Health and allied services, n.e.c.	11	(D)	(D)	(D)	BB
81	Legal services	277	186 726	72 217	14 828	1 938
823, 4, 9	Selected educational services	29	8 759	2 860	661	154
823	Libraries	—	—	—	—	—
824	Vocational schools	13	6 249	2 079	480	96
829	Schools and educational services, n.e.c.	16	2 510	781	181	58
83	Social services	144	52 841	24 700	5 583	1 770
835	Child day care services	86	16 522	8 251	1 936	878
832, 3, 6, 9	Other social services	58	36 319	16 449	3 647	892

Table 7a. Summary Statistics for Firms Subject to Federal Income Tax for Metropolitan Areas: 1992—Con.

[Includes only establishments with payroll. For meaning of abbreviations and symbols, see introductory text. For explanation of terms and comparability of 1987 and 1992 censuses, see appendix A. For definitions of CMSA's, MSA's, and PMSA's, see appendix D]

SIC code	Geographic area and kind of business or operation	Establishments (number)	Receipts (\$1,000)	Annual payroll (\$1,000)	First-quarter payroll (\$1,000)	Paid employees for pay period including March 12 (number)
HARRISBURG-LEBANON-CARLISLE, PA MSA—Con.						
87 ex. 8733	Engineering, accounting, research, management, and related services (except noncommercial research organizations) -----	416	328 666	162 016	35 837	5 105
871	Engineering, architectural, and surveying services -----	118	181 333	102 063	21 473	2 855
8711	Engineering services -----	80	162 783	93 433	19 681	2 600
8712	Architectural services -----	24	15 641	7 414	1 513	190
8713	Surveying services -----	14	2 909	1 216	279	65
872	Accounting, auditing, and bookkeeping services -----	149	70 082	28 323	7 328	1 158
873 ex. 8733	Research, development, and testing services (except noncommercial research organizations) -----	31	13 695	4 490	997	179
8731	Commercial physical and biological research -----	6	(D)	(D)	(D)	BB
8732	Commercial economic, sociological, and educational research -----	8	(D)	(D)	(D)	BB
8734	Testing laboratories -----	17	10 087	3 217	714	122
874	Management and public relations services -----	118	63 556	27 140	6 039	913
8741	Management services -----	30	32 579	15 708	3 474	560
8742	Management consulting services -----	52	17 543	5 270	1 184	183
8743	Public relations services -----	12	3 792	896	214	40
8744	Facilities support management services -----	—	—	—	—	—
8748	Business consulting services, n.e.c. -----	24	9 642	5 266	1 167	130
89	Services, n.e.c. -----	28	29 994	12 513	3 077	401
JOHNSTOWN, PA MSA						
	Total -----	1 236	471 312	176 133	40 452	8 699
70 ex. 704	Hotels, rooming houses, camps, and other lodging places (except membership lodging) -----	33	20 336	4 669	1 118	564
7011	Hotels and motels -----	27	19 013	4 391	1 089	544
7011 pt.	Hotels -----	13	14 215	3 431	835	406
7011 pt.	Motels, motor hotels, and tourist courts -----	14	4 798	960	254	138
702, 3	Other lodging places -----	6	1 323	278	29	20
72	Personal services -----	171	25 323	7 647	1 794	802
721	Laundry, cleaning, and garment services -----	26	4 200	1 516	317	167
7211	Power laundries, family and commercial* -----	2	(D)	(D)	(D)	BB
7213	Linen supply* -----	—	—	—	—	—
7215	Coin-operated laundries and drycleaning -----	12	1 152	238	60	43
7216	Drycleaning plants, except rug cleaning* -----	7	1 118	336	70	34
7217	Carpet and upholstery cleaning -----	4	(D)	(D)	(D)	BB
7218	Industrial laundriers* -----	—	—	—	—	—
7212, 9	Other laundry, cleaning, and garment services* -----	1	(D)	(D)	(D)	AA
722	Photographic studios, portrait -----	10	1 909	467	99	48
723, 4	Beauty and barber shops -----	84	6 113	2 402	566	277
723	Beauty shops -----	76	5 768	2 273	539	266
724	Barber shops -----	8	345	129	27	11
725	Shoe repair shops and shoeshine parlors -----	2	(D)	(D)	(D)	AA
726	Funeral service and crematories -----	30	10 530	2 246	476	129
729	Miscellaneous personal services -----	19	(D)	(D)	(D)	CC
73	Business services -----	99	51 120	15 562	3 263	1 163
731	Advertising -----	4	(D)	(D)	(D)	BB
732	Consumer credit reporting agencies, mercantile reporting agencies, and adjustment and collection agencies -----	4	507	128	28	10
733	Mailing, reproduction, commercial art and photography, and stenographic services -----	11	4 376	1 252	248	81
734	Services to dwellings and other buildings -----	19	5 068	2 410	535	278
735	Miscellaneous equipment rental and leasing -----	13	3 718	1 344	262	54
736	Personnel supply services -----	11	4 128	2 445	556	376
737	Computer programming, data processing, and other computer related services -----	11	21 058	4 912	990	135
7371, 2, 3	Computer programming, prepackaged software, and integrated systems -----	5	(D)	(D)	(D)	BB
7374, 5, 6	Data processing services -----	4	(D)	(D)	(D)	BB
7377, 8, 9	Computer rental and leasing, maintenance, and related services, n.e.c. -----	2	(D)	(D)	(D)	AA
738	Miscellaneous business services -----	26	(D)	(D)	(D)	CC
75	Automotive repair, services, and parking -----	132	31 456	6 352	1 508	442
751	Automotive rental and leasing, without drivers -----	5	1 989	354	83	28
752	Automobile parking -----	1	(D)	(D)	(D)	AA
753	Automotive repair shops -----	116	27 604	5 520	1 334	365
7532	Top, body, and upholstery repair shops and paint shops -----	32	4 103	792	195	70
7538	General automotive repair shops -----	64	13 957	2 675	698	183
7533, 4, 6, 7, 9	Other automotive repair shops -----	20	9 544	2 053	441	112
754	Automotive services, except repair -----	10	(D)	(D)	(D)	BB
76	Miscellaneous repair services -----	58	36 575	12 976	3 178	556
762	Electrical repair shops -----	17	11 089	4 023	964	203
7622	Radio and television repair shops -----	2	(D)	(D)	(D)	AA
7623, 9	Other electrical and electronic repair shops -----	15	(D)	(D)	(D)	CC
763	Watch, clock, and jewelry repair -----	2	(D)	(D)	(D)	AA
764	Reupholstery and furniture repair -----	4	650	148	37	13
769	Miscellaneous repair and related services -----	35	(D)	(D)	(D)	EE

Table 7a. Summary Statistics for Firms Subject to Federal Income Tax for Metropolitan Areas: 1992 — Con.

[Includes only establishments with payroll. For meaning of abbreviations and symbols, see introductory text. For explanation of terms and comparability of 1987 and 1992 censuses, see appendix A. For definitions of CMSA's, MSA's, and PMSA's, see appendix D]

SIC code	Geographic area and kind of business or operation	Establishments (number)	Receipts (\$1,000)	Annual payroll (\$1,000)	First-quarter payroll (\$1,000)	Paid employees for pay period including March 12 (number)
JOHNSTOWN, PA MSA — Con.						
78, 79, 84	Amusement and recreation services, including motion pictures and museums	92	21 038	4 909	1 191	612
781, 2	Motion picture production, distribution, and services	—	—	—	—	—
783	Motion picture theaters	7	2 043	298	48	51
784	Video tape rental	21	2 255	306	85	69
792	Theatrical producers (except motion picture), bands, orchestras, and entertainers	1	(D)	(D)	(D)	AA
793	Bowling centers	9	(D)	(D)	(D)	BB
79 ex. 792, 3; 84	Commercial sports and other amusement and recreation services, including museums	54	14 877	3 559	904	430
80	Health services	396	178 053	81 710	17 172	2 636
801	Offices and clinics of doctors of medicine	201	94 272	51 165	10 073	1 024
802	Offices and clinics of dentists	97	20 416	6 898	1 451	352
803	Offices and clinics of doctors of osteopathy	8	2 141	608	167	29
804	Offices and clinics of other health practitioners	56	31 300	9 412	2 188	342
805	Nursing and personal care facilities	10	21 974	10 307	2 537	730
806	Hospitals	—	—	—	—	—
807, 8, 9	Other health services	24	7 950	3 320	756	159
81	Legal services	97	22 200	4 565	1 037	273
823, 4, 9	Selected educational services	6	(D)	(D)	(D)	AA
83	Social services	40	6 750	2 555	618	264
835	Child day care services	15	661	312	70	47
832, 3, 6, 9	Other social services	25	6 089	2 243	548	217
87 ex. 8733	Engineering, accounting, research, management, and related services (except noncommercial research organizations)	108	77 431	34 876	9 496	1 362
871	Engineering, architectural, and surveying services	41	51 165	23 396	6 875	851
872	Accounting, auditing, and bookkeeping services	42	9 678	3 520	861	206
873 ex. 8733	Research, development, and testing services (except noncommercial research organizations)	10	6 611	2 915	678	150
874	Management and public relations services	15	9 977	5 045	1 082	155
89	Services, n.e.c.	4	(D)	(D)	(D)	AA
LANCASTER, PA MSA						
	Total	2 477	1 227 649	494 982	108 250	24 092
70 ex. 704	Hotels, rooming houses, camps, and other lodging places (except membership lodging)	109	85 918	20 937	3 982	2 077
7011	Hotels and motels	81	73 942	19 128	3 704	1 976
7011 pt.	Hotels	34	39 636	10 552	1 993	983
7011 pt.	Hotels, 25 guestrooms or more	26	38 626	10 304	1 949	935
7011 pt.	Hotels, less than 25 guestrooms	8	1 010	248	44	48
7011 pt.	Motels, motor hotels, and tourist courts	47	34 306	8 576	1 711	993
7011 pt.	Motels, tourist courts	40	28 147	6 876	1 323	832
7011 pt.	Motor hotels	7	6 159	1 700	388	161
702, 3	Other lodging places	28	11 976	1 809	278	101
702	Rooming and boarding houses	2	(D)	(D)	(D)	AA
703	Camps and recreational vehicle parks	26	(D)	(D)	(D)	BB
72	Personal services	335	67 977	22 230	5 541	1 907
721	Laundry, cleaning, and garment services	63	24 282	7 799	1 936	599
7211	Power laundries, family and commercial*	2	(D)	(D)	(D)	BB
7213	Linen supply	—	—	—	—	—
7215	Coin-operated laundries and drycleaning	12	1 679	351	81	50
7216	Drycleaning plants, except rug cleaning*	36	9 164	3 417	794	275
7217	Carpet and upholstery cleaning	7	818	265	50	26
7218	Industrial laundries*	2	(D)	(D)	(D)	BB
7212, 9	Other laundry, cleaning, and garment services*	4	(D)	(D)	(D)	CC
7212	Garment pressing, and agents for laundries and drycleaners	—	—	—	—	—
7219	Laundry and garment services, n.e.c.*	4	(D)	(D)	(D)	CC
722	Photographic studios, portrait	19	4 765	1 164	271	96
723, 4	Beauty and barber shops	191	20 057	7 816	1 839	726
723	Beauty shops	183	18 920	7 255	1 711	695
724	Barber shops	8	1 137	561	128	31
725	Shoe repair shops and shoeshine parlors	2	(D)	(D)	(D)	AA
726	Funeral service and crematories	29	13 465	3 816	877	140
729	Miscellaneous personal services	31	(D)	(D)	(D)	EE
7291	Tax return preparation services	16	2 405	998	452	276
7299	Miscellaneous personal services, n.e.c.	15	(D)	(D)	(D)	BB

Table 7a. Summary Statistics for Firms Subject to Federal Income Tax for Metropolitan Areas: 1992 — Con.

[Includes only establishments with payroll. For meaning of abbreviations and symbols, see introductory text. For explanation of terms and comparability of 1987 and 1992 censuses, see appendix A. For definitions of CMSA's, MSA's, and PMSA's, see appendix D]

SIC code	Geographic area and kind of business or operation	Establishments (number)	Receipts (\$1,000)	Annual payroll (\$1,000)	First-quarter payroll (\$1,000)	Paid employees for pay period including March 12 (number)
LANCASTER, PA MSA — Con.						
73	Business services -----	335	219 975	95 218	22 729	6 312
731	Advertising -----	29	21 032	7 533	1 771	211
7311	Advertising agencies -----	24	20 456	7 411	1 748	203
7312	Outdoor advertising services -----	—	—	—	—	—
7313	Radio, television, publishers' advertising representatives -----	1	(D)	(D)	(D)	AA
7319	Advertising, n.e.c. -----	4	(D)	(D)	(D)	AA
732	Consumer credit reporting agencies, mercantile reporting agencies, and adjustment and collection agencies -----	6	5 014	1 861	437	71
7322	Adjustment and collection services -----	4	(D)	(D)	(D)	BB
7323	Credit reporting services -----	2	(D)	(D)	(D)	BB
733	Mailing, reproduction, commercial art and photography, and stenographic services -----	36	17 915	4 988	1 050	208
7331	Direct mail advertising services -----	6	6 589	1 401	287	66
7334	Photocopying and duplicating services -----	1	(D)	(D)	(D)	AA
7335, 6	Commercial photography, art, and graphics -----	25	10 989	3 472	729	137
7335	Commercial photography -----	7	3 768	1 061	204	36
7336	Commercial art and graphic design -----	18	7 221	2 411	525	101
7338	Secretarial and court reporting services -----	4	(D)	(D)	(D)	AA
734	Services to dwellings and other buildings -----	72	19 710	9 097	2 106	875
7342	Disinfecting and pest control services -----	4	5 786	2 379	486	81
7349	Building cleaning and maintenance services, n.e.c. -----	68	13 924	6 718	1 620	794
735	Miscellaneous equipment rental and leasing -----	23	26 078	8 040	1 729	267
7352	Medical equipment rental and leasing -----	6	(D)	(D)	(D)	CC
7353	Heavy construction equipment rental and leasing -----	4	(D)	(D)	(D)	AA
7359	Equipment rental and leasing, n.e.c. -----	13	15 397	4 535	932	134
736	Personnel supply services -----	37	36 242	23 767	4 713	2 067
7361	Employment agencies -----	13	3 895	1 676	365	129
7363	Help supply services -----	24	32 347	22 091	4 348	1 938
7363 pt.	Temporary help supply -----	22	(D)	(D)	(D)	GG
7363 pt.	Help supply, except temporary -----	2	(D)	(D)	(D)	BB
737	Computer programming, data processing, and other computer related services -----	53	51 074	23 704	7 170	1 371
7371, 2, 3	Computer programming, prepackaged software, and integrated systems -----	33	31 026	15 411	5 159	1 032
7371	Computer programming services -----	22	27 495	14 056	4 822	980
7372	Prepackaged software -----	7	(D)	(D)	(D)	BB
7373	Computer integrated systems -----	4	(D)	(D)	(D)	BB
7374, 5, 6	Data processing services -----	10	14 235	4 998	1 165	225
7374, 5	Computer processing, information retrieval -----	9	(D)	(D)	(D)	CC
7376	Computer facilities management services -----	1	(D)	(D)	(D)	AA
7377, 8, 9	Computer rental and leasing, maintenance, and related services, n.e.c. -----	10	5 813	3 295	846	114
7377	Computer rental and leasing -----	1	(D)	(D)	(D)	AA
7378	Computer maintenance and repair -----	4	(D)	(D)	(D)	AA
7379	Computer related services, n.e.c. -----	5	(D)	(D)	(D)	CC
738	Miscellaneous business services -----	79	42 910	16 228	3 753	1 242
7381, 2	Detective agencies and protective services -----	5	5 031	3 796	1 002	263
7381	Detective, guard, and armored car services -----	3	(D)	(D)	(D)	CC
7382	Security systems services -----	2	(D)	(D)	(D)	BB
7383	News syndicates -----	—	—	—	—	—
7384	Photofinishing laboratories* -----	9	4 227	1 246	286	85
7389	Business services, n.e.c. -----	65	33 652	11 186	2 465	894
7389 pt.	Sign painting shops -----	8	2 231	653	142	30
7389 pt.	Interior designing -----	5	2 023	436	150	21
7389 pt.	Telephone answering services -----	6	6 082	3 589	686	377
7389 pt.	Other business services -----	46	23 316	6 508	1 487	466
75	Automotive repair, services, and parking -----	344	112 105	27 207	6 345	1 493
751	Automotive rental and leasing, without drivers -----	20	14 002	2 184	502	91
7513	Truck rental and leasing, without drivers -----	11	11 299	1 683	390	61
7514, 5	Passenger car rental and leasing -----	9	2 703	501	112	30
7514	Passenger car rental -----	7	(D)	(D)	(D)	BB
7515	Passenger car leasing -----	2	(D)	(D)	(D)	AA
7519	Utility trailer and recreational vehicle rental -----	—	—	—	—	—
752	Automobile parking -----	3	329	139	17	10
753	Automotive repair shops -----	278	86 468	22 105	5 251	1 149
7532	Top, body, and upholstery repair shops and paint shops -----	74	20 694	6 105	1 549	329
7532 pt.	Top and body repair shops -----	72	(D)	(D)	(D)	EE
7532 pt.	Paint shops -----	2	(D)	(D)	(D)	AA
7538	General automotive repair shops -----	164	48 846	11 581	2 734	635
7538 pt.	General automotive repair shops, except diesel -----	143	41 159	9 184	2 156	539
7538 pt.	Diesel repair shops -----	21	7 687	2 397	578	96
7533, 4, 6, 7, 9	Other automotive repair shops -----	40	16 928	4 419	968	185
7533	Automotive exhaust system repair shops -----	4	1 268	206	32	10
7534	Tire retreading and repair shops -----	6	4 721	1 229	261	46
7536	Automotive glass replacement shops -----	7	3 065	797	158	34
7537	Automotive transmission repair shops -----	8	2 699	867	194	33
7539	Automotive repair shops, n.e.c. -----	15	5 175	1 320	323	62
7539 pt.	Radiator repair -----	4	913	249	61	18
7539 pt.	Brake, front end, and wheel alignment -----	7	2 927	808	200	31
7539 pt.	Automotive electrical and fuel system services -----	3	(D)	(D)	(D)	AA
7539 pt.	Other automotive repair shops, n.e.c. -----	1	(D)	(D)	(D)	AA
754	Automotive services, except repair -----	43	11 306	2 779	575	243
7542	Carwashes -----	30	8 258	2 063	412	199
7549	Automotive services, except repair and carwashes -----	13	3 048	716	163	44

Table 7a. Summary Statistics for Firms Subject to Federal Income Tax for Metropolitan Areas: 1992 — Con.

[Includes only establishments with payroll. For meaning of abbreviations and symbols, see introductory text. For explanation of terms and comparability of 1987 and 1992 censuses, see appendix A. For definitions of CMSA's, MSA's, and PMSA's, see appendix D]

SIC code	Geographic area and kind of business or operation	Establishments (number)	Receipts (\$1,000)	Annual payroll (\$1,000)	First-quarter payroll (\$1,000)	Paid employees for pay period including March 12 (number)
LANCASTER, PA MSA — Con.						
76	Miscellaneous repair services	129	45 262	11 473	2 663	550
762	Electrical repair shops	33	12 331	3 327	852	152
7622	Radio and television repair shops	8	2 699	788	177	30
7623, 9	Other electrical and electronic repair shops	25	9 632	2 539	675	122
7623	Refrigeration and air-conditioning service and repair shops	3	(D)	(D)	(D)	AA
7629	Electrical and electronic repair shops, n.e.c.	22	(D)	(D)	(D)	CC
763	Watch, clock, and jewelry repair	5	3 263	1 164	276	52
764	Reupholstery and furniture repair	13	2 085	593	118	31
769	Miscellaneous repair and related services	78	27 583	6 389	1 417	315
7692	Welding repair	13	4 789	1 213	229	48
7694	Armature rewinding shops	3	2 633	628	159	25
7699	Repair shops and related services, n.e.c.	62	20 161	4 548	1 029	242
78, 79, 84	Amusement and recreation services, including motion pictures and museums	137	50 939	13 826	2 916	1 165
781, 2	Motion picture production, distribution, and services	5	231	68	3	1
783	Motion picture theaters	8	10 082	2 755	679	218
7832	Motion picture theaters, except drive-in	7	(D)	(D)	(D)	CC
7833	Drive-in motion picture theaters	1	(D)	(D)	(D)	AA
784	Video tape rental	25	8 133	1 337	317	195
792	Theatrical producers (except motion picture), bands, orchestras, and entertainers	5	1 171	321	73	22
7922	Theatrical producers (except motion picture) and miscellaneous theatrical services	2	(D)	(D)	(D)	AA
7929	Bands, orchestras, actors, and other entertainers and entertainment groups	3	(D)	(D)	(D)	AA
793	Bowling centers	8	4 753	1 847	338	162
79 ex. 792, 3; 84	Commercial sports and other amusement and recreation services, including museums	86	26 569	7 498	1 506	567
794	Commercial sports	2	(D)	(D)	(D)	AA
7941	Professional sports clubs, managers, promoters	1	(D)	(D)	(D)	AA
7948	Racing, including track operation	1	(D)	(D)	(D)	AA
79 ex. 792, 3, 4; 84	Other amusement and recreation services, including museums	84	(D)	(D)	(D)	FF
791	Dance studios, schools, and halls	7	733	160	31	38
7991	Physical fitness facilities	12	2 415	650	149	101
7992	Public golf courses	7	3 753	1 319	283	44
7993	Coin-operated amusement devices	8	2 580	627	140	30
7996	Amusement parks	1	(D)	(D)	(D)	BB
7997	Membership sports and recreation clubs	6	1 463	379	80	56
7999, 84	Amusement and recreation services, including museums, n.e.c.	43	(D)	(D)	(D)	EE
7999 pt.	Concession operators of amusement devices and rides	1	(D)	(D)	(D)	AA
7999 pt.	Carnivals, circuses, and fairs	—	—	—	—	—
7999 pt., 84	Other recreation and amusements, including museums	42	(D)	(D)	(D)	EE
80	Health services	604	380 384	191 104	38 816	6 327
801	Offices and clinics of doctors of medicine	209	194 149	115 525	22 150	2 221
8011 pt.	Offices of doctors of medicine	205	190 559	112 733	21 594	2 135
8011 pt.	General medical clinics	4	3 590	2 792	556	86
802	Offices and clinics of dentists	167	55 890	20 586	4 567	958
803	Offices and clinics of doctors of osteopathy	46	26 361	14 078	2 444	341
804	Offices and clinics of other health practitioners	124	28 933	8 276	1 840	470
8041	Offices and clinics of chiropractors	54	9 186	1 733	407	139
8042	Offices and clinics of optometrists	26	7 422	1 478	353	105
8043	Offices and clinics of podiatrists	13	2 763	806	203	48
8049	Offices and clinics of health practitioners, n.e.c.	31	9 562	4 259	877	178
805	Nursing and personal care facilities	22	53 496	24 595	5 929	1 736
8051	Skilled nursing care facilities	14	44 426	20 314	4 885	1 375
8052	Intermediate care facilities	3	(D)	(D)	(D)	CC
8059	Nursing and personal care facilities, n.e.c.	5	(D)	(D)	(D)	CC
806	Hospitals	—	—	—	—	—
8062	General medical and surgical hospitals	—	—	—	—	—
8063, 9	Specialty hospitals	—	—	—	—	—
807, 8, 9	Other health services	36	21 555	8 044	1 886	601
807	Medical and dental laboratories	20	10 922	2 793	709	154
8071	Medical laboratories	11	9 069	1 963	492	103
8072	Dental laboratories	9	1 853	830	217	51
808	Home health care services	7	7 666	3 972	896	397
809	Miscellaneous health and allied services, n.e.c.	9	2 967	1 279	281	50
8092	Kidney dialysis centers	—	—	—	—	—
8093	Specialty outpatient facilities, n.e.c.	4	453	153	16	3
8099	Health and allied services, n.e.c.	5	2 514	1 126	265	47
81	Legal services	116	68 579	27 575	5 869	807
823, 4, 9	Selected educational services	13	4 218	1 866	423	89
823	Libraries	—	—	—	—	—
824	Vocational schools	7	3 351	1 734	385	75
829	Schools and educational services, n.e.c.	6	867	132	38	14
83	Social services	90	26 622	12 179	2 801	923
835	Child day care services	40	6 252	2 989	663	348
832, 3, 6, 9	Other social services	50	20 370	9 190	2 138	575

Table 7a. Summary Statistics for Firms Subject to Federal Income Tax for Metropolitan Areas: 1992—Con.

[Includes only establishments with payroll. For meaning of abbreviations and symbols, see introductory text. For explanation of terms and comparability of 1987 and 1992 censuses, see appendix A. For definitions of CMSA's, MSA's, and PMSA's, see appendix D]

SIC code	Geographic area and kind of business or operation	Establishments (number)	Receipts (\$1,000)	Annual payroll (\$1,000)	First-quarter payroll (\$1,000)	Paid employees for pay period including March 12 (number)
LANCASTER, PA MSA—Con.						
87 ex. 8733	Engineering, accounting, research, management, and related services (except noncommercial research organizations) -----	243	157 788	68 289	15 493	2 323
871	Engineering, architectural, and surveying services -----	79	50 234	23 300	4 837	661
8711	Engineering services -----	38	27 210	13 521	2 729	346
8712	Architectural services -----	28	18 487	7 227	1 541	218
8713	Surveying services -----	13	4 537	2 552	567	97
872	Accounting, auditing, and bookkeeping services -----	92	45 737	17 939	4 452	681
873 ex. 8733	Research, development, and testing services (except noncommercial research organizations) -----	11	28 766	13 667	3 069	530
8731	Commercial physical and biological research -----	2	(D)	(D)	(D)	AA
8732	Commercial economic, sociological, and educational research -----	2	(D)	(D)	(D)	BB
8734	Testing laboratories -----	7	(D)	(D)	(D)	EE
874	Management and public relations services -----	61	33 051	13 383	3 135	451
8741	Management services -----	18	17 272	6 912	1 541	216
8742	Management consulting services -----	33	14 365	5 856	1 419	209
8743	Public relations services -----	2	(D)	(D)	(D)	AA
8744	Facilities support management services -----	—	—	—	—	—
8748	Business consulting services, n.e.c. -----	8	(D)	(D)	(D)	BB
89	Services, n.e.c. -----	22	7 882	3 078	672	119
NEW YORK—NORTHERN NEW JERSEY—LONG ISLAND, NY—NJ—CT—PA CMSA						
	Total -----	166 296	134 365 983	49 918 113	11 332 560	1 660 996
70 ex. 704	Hotels, rooming houses, camps, and other lodging places (except membership lodging) -----	1 660	(D)	(D)	(D)	LL
7011	Hotels and motels -----	1 376	3 948 321	1 254 462	292 600	71 375
7011 pt.	Hotels -----	708	3 532 511	1 137 388	266 102	62 343
7011 pt.	Hotels, 25 guestrooms or more -----	612	3 512 080	1 132 280	265 037	61 920
7011 pt.	Hotels, less than 25 guestrooms -----	96	20 431	5 108	1 065	423
7011 pt.	Motels, motor hotels, and tourist courts -----	668	415 810	117 074	26 498	9 032
7011 pt.	Motels, tourist courts -----	539	(D)	(D)	(D)	II
7011 pt.	Motor hotels -----	129	(D)	(D)	(D)	HH
702, 3	Other lodging places -----	284	(D)	(D)	(D)	GG
702	Rooming and boarding houses -----	169	(D)	(D)	(D)	FF
703	Camps and recreational vehicle parks -----	115	(D)	(D)	(D)	FF
7032	Sporting and recreational camps -----	69	35 449	7 825	769	391
7033	Recreational vehicle parks and campsites -----	46	(D)	(D)	(D)	CC
72	Personal services -----	18 800	3 946 510	1 274 317	303 191	93 578
721	Laundry, cleaning, and garment services -----	5 929	1 525 141	473 132	111 227	30 594
7211	Power laundries, family and commercial* -----	185	(D)	(D)	(D)	HH
7213	Linen supply* -----	161	247 371	85 980	21 507	4 157
7215	Coin-operated laundries and drycleaning -----	1 627	295 062	52 735	12 063	4 028
7215 pt.	Coin-operated laundries and drycleaning stores -----	1 536	153 486	31 149	7 198	3 301
7215 pt.	Coin-operated laundry routes -----	91	141 576	21 586	4 865	727
7216	Drycleaning plants, except rug cleaning* -----	2 719	470 722	148 734	35 586	11 373
7217	Carpet and upholstery cleaning -----	397	112 094	35 874	7 899	2 373
7218	Industrial launderers* -----	79	164 557	58 545	14 364	2 616
7212, 9	Other laundry, cleaning, and garment services* -----	761	(D)	(D)	(D)	HH
7212	Garment pressing, and agents for laundries and drycleaners -----	357	42 600	10 744	2 499	949
7219	Laundry and garment services, n.e.c.* -----	404	(D)	(D)	(D)	GG
722	Photographic studios, portrait -----	640	191 173	50 377	11 982	2 934
723, 4	Beauty and barber shops -----	9 248	984 153	397 213	94 104	34 695
723	Beauty shops -----	8 425	(D)	(D)	(D)	KK
724	Barber shops -----	823	(D)	(D)	(D)	GG
725	Shoe repair shops and shoeshine parlors -----	274	(D)	(D)	(D)	FF
726	Funeral service and crematories -----	1 151	655 119	159 384	35 559	5 311
729	Miscellaneous personal services -----	1 558	(D)	(D)	(D)	JJ
7291	Tax return preparation services -----	351	(D)	(D)	(D)	II
7299	Miscellaneous personal services, n.e.c. -----	1 207	(D)	(D)	(D)	JJ
7299 pt.	Massage parlors, tanning salons, and saunas -----	238	(D)	(D)	(D)	FF
7299 pt.	Other personal services -----	969	441 336	137 389	31 447	10 252
7299 pt.	Diet and weight reducing services -----	258	(D)	(D)	(D)	HH
7299 pt.	Formal wear rental -----	165	(D)	(D)	(D)	FF
7299 pt.	Other personal services, n.e.c. -----	546	(D)	(D)	(D)	II
73	Business services -----	32 413	37 310 295	14 938 898	3 511 885	557 877
731	Advertising -----	2 670	(D)	(D)	(D)	KK
7311	Advertising agencies -----	1 968	4 016 098	1 826 642	435 958	31 839
7312	Outdoor advertising services -----	84	(D)	(D)	(D)	FF
7313	Radio, television, publishers' advertising representatives -----	276	484 187	220 115	50 798	4 642
7313 pt.	Radio, television advertising representatives -----	96	242 129	137 009	31 541	2 627
7313 pt.	Publishers' advertising representatives -----	180	242 058	83 106	19 257	2 015
7319	Advertising, n.e.c. -----	342	(D)	(D)	(D)	II
732	Consumer credit reporting agencies, mercantile reporting agencies, and adjustment and collection agencies -----	627	(D)	(D)	(D)	II
7322	Adjustment and collection services -----	513	(D)	(D)	(D)	II
7323	Credit reporting services -----	114	(D)	(D)	(D)	GG

Table 7a. Summary Statistics for Firms Subject to Federal Income Tax for Metropolitan Areas: 1992 — Con.

[Includes only establishments with payroll. For meaning of abbreviations and symbols, see introductory text. For explanation of terms and comparability of 1987 and 1992 censuses, see appendix A. For definitions of CMSA's, MSA's, and PMSA's, see appendix D]

SIC code	Geographic area and kind of business or operation	Establishments (number)	Receipts (\$1,000)	Annual payroll (\$1,000)	First-quarter payroll (\$1,000)	Paid employees for pay period including March 12 (number)
NEW YORK-NORTHERN NEW JERSEY-LONG ISLAND, NY-NJ-CT-PA CMSA—Con.						
73	Business services—Con.					
733	Mailing, reproduction, commercial art and photography, and stenographic services -----	4 390	3 661 122	1 104 147	251 962	35 210
7331	Direct mail advertising services -----	597	(D)	(D)	(D)	JJ
7331 pt.	Mailing list compilers, brokers, and managers -----	201	(D)	(D)	(D)	HH
7331 pt.	Direct mail advertising services, except mailing list services -----	396	(D)	(D)	(D)	JJ
7334	Photocopying and duplicating services -----	464	465 133	178 859	42 034	7 126
7334 pt.	Blueprinting and photocopying services -----	417	436 420	170 732	40 228	6 852
7334 pt.	Duplicating services, except printing and photocopying -----	47	28 713	8 127	1 806	274
7335, 6	Commercial photography, art, and graphics -----	2 833	(D)	(D)	(D)	JJ
7335	Commercial photography -----	733	(D)	(D)	(D)	HH
7336	Commercial art and graphic design -----	2 100	(D)	(D)	(D)	II
7336 pt.	Commercial art -----	408	(D)	(D)	(D)	GG
7336 pt.	Graphic arts and related design -----	1 692	(D)	(D)	(D)	II
7338	Secretarial and court reporting services -----	496	(D)	(D)	(D)	HH
734	Services to dwellings and other buildings -----	4 156	2 665 883	1 486 216	350 045	88 419
7342	Disinfecting and pest control services -----	770	(D)	(D)	(D)	HH
7349	Building cleaning and maintenance services, n.e.c. -----	3 386	(D)	(D)	(D)	LL
735	Miscellaneous equipment rental and leasing -----	1 431	1 535 158	373 678	87 756	11 887
7352	Medical equipment rental and leasing -----	160	173 490	47 431	10 812	1 563
7353	Heavy construction equipment rental and leasing -----	234	313 815	100 640	21 647	2 348
7353 pt.	Rental and leasing of heavy construction equipment without operators -----	139	166 699	43 281	9 895	1 023
7353 pt.	Rental and leasing of heavy construction equipment with operators -----	95	147 116	57 359	11 752	1 325
7359	Equipment rental and leasing, n.e.c. -----	1 037	1 047 853	225 607	55 297	7 976
7359 pt.	Equipment rental -----	822	(D)	(D)	(D)	II
7359 pt.	Rent-to-own -----	88	(D)	(D)	(D)	EE
7359 pt.	Equipment rental, except rent-to-own -----	734	567 231	156 284	38 560	5 872
7359 pt.	Equipment leasing, except finance leasing -----	215	(D)	(D)	(D)	GG
736	Personnel supply services -----	3 557	3 927 466	2 572 176	584 229	150 415
7361	Employment agencies -----	2 083	(D)	(D)	(D)	JJ
7363	Help supply services -----	1 474	(D)	(D)	(D)	MM
7363 pt.	Temporary help supply -----	1 250	(D)	(D)	(D)	MM
7363 pt.	Help supply, except temporary -----	224	(D)	(D)	(D)	KK
7363 pt.	Employee leasing -----	117	579 622	431 451	105 969	20 934
7363 pt.	Other help supply services -----	107	(D)	(D)	(D)	II
737	Computer programming, data processing, and other computer related services -----	7 268	11 730 554	4 126 472	1 002 441	88 089
7371, 2, 3	Computer programming, prepackaged software, and integrated systems -----	4 294	(D)	(D)	(D)	KK
7371	Computer programming services -----	3 236	(D)	(D)	(D)	KK
7372	Prepackaged software -----	615	(D)	(D)	(D)	JJ
7373	Computer integrated systems -----	443	(D)	(D)	(D)	II
7374, 5, 6	Data processing services -----	935	3 696 090	1 108 307	284 212	28 881
7374, 5	Computer processing, information retrieval -----	879	3 190 996	970 514	254 911	26 759
7374	Computer processing and data preparation and processing services -----	779	(D)	(D)	(D)	JJ
7375	Information retrieval services -----	100	(D)	(D)	(D)	HH
7376	Computer facilities management services -----	56	505 094	137 793	29 301	2 122
7377, 8, 9	Computer rental and leasing, maintenance, and related services, n.e.c. -----	2 039	(D)	(D)	(D)	JJ
7377	Computer rental and leasing -----	108	371 877	51 143	13 120	965
7378	Computer maintenance and repair -----	438	894 708	233 491	56 320	5 515
7379	Computer related services, n.e.c. -----	1 493	(D)	(D)	(D)	II
7379 pt.	Computer consultants -----	1 296	(D)	(D)	(D)	II
7379 pt.	Miscellaneous computer services, n.e.c. -----	197	(D)	(D)	(D)	FF
738	Miscellaneous business services -----	8 314	(D)	(D)	(D)	MM
7381, 2	Detective agencies and protective services -----	1 538	(D)	(D)	(D)	LL
7381	Detective, guard, and armored car services -----	1 192	(D)	(D)	(D)	LL
7381 pt.	Detective agencies and guard services -----	1 148	1 162 912	773 633	185 391	57 730
7381 pt.	Armored car services -----	44	(D)	(D)	(D)	HH
7382	Security systems services -----	346	(D)	(D)	(D)	II
7383	News syndicates -----	106	(D)	(D)	(D)	HH
7384	Photofinishing laboratories* -----	878	418 123	137 229	31 912	6 201
7384 pt.	Photofinishing laboratories, except "one-hour" (mini) labs -----	458	(D)	(D)	(D)	HH
7384 pt.	One-hour (mini) photofinishing -----	420	(D)	(D)	(D)	GG
7389	Business services, n.e.c. -----	5 792	(D)	(D)	(D)	LL
7389 pt.	Sign painting shops -----	189	(D)	(D)	(D)	FF
7389 pt.	Interior designing -----	827	(D)	(D)	(D)	HH
7389 pt.	Telephone answering services -----	327	138 185	60 521	14 442	3 773
7389 pt.	Other business services -----	4 449	(D)	(D)	(D)	LL
7389 pt.	Water softening and conditioning services -----	82	(D)	(D)	(D)	FF
7389 pt.	Packaging and labeling services -----	318	547 347	185 947	39 434	11 024
7389 pt.	Trading stamp services -----	7	(D)	(D)	(D)	BB
7389 pt.	Miscellaneous business services -----	4 042	3 888 854	1 135 201	252 459	39 318
7389 pt.	Convention and trade show services -----	270	333 003	106 938	24 600	4 974
7389 pt.	Private mail centers -----	116	(D)	(D)	(D)	FF
7389 pt.	Miscellaneous business services, n.e.c. -----	3 656	(D)	(D)	(D)	KK
75	Automotive repair, services, and parking -----	13 363	5 751 106	1 301 507	314 057	61 784
751	Automotive rental and leasing, without drivers -----	865	(D)	(D)	(D)	II
7513	Truck rental and leasing, without drivers -----	308	(D)	(D)	(D)	HH
7513 pt.	Truck rental, without drivers -----	160	(D)	(D)	(D)	GG
7513 pt.	Truck leasing, except finance leasing -----	148	(D)	(D)	(D)	GG
7514, 5	Passenger car rental and leasing -----	539	(D)	(D)	(D)	II
7514	Passenger car rental -----	392	(D)	(D)	(D)	II
7515	Passenger car leasing -----	147	(D)	(D)	(D)	GG
7519	Utility trailer and recreational vehicle rental -----	18	(D)	(D)	(D)	CC

Table 7a. Summary Statistics for Firms Subject to Federal Income Tax for Metropolitan Areas: 1992—Con.

[Includes only establishments with payroll. For meaning of abbreviations and symbols, see introductory text. For explanation of terms and comparability of 1987 and 1992 censuses, see appendix A. For definitions of CMSA's, MSA's, and PMSA's, see appendix D]

SIC code	Geographic area and kind of business or operation	Establishments (number)	Receipts (\$1,000)	Annual payroll (\$1,000)	First-quarter payroll (\$1,000)	Paid employees for pay period including March 12 (number)
NEW YORK—NORTHERN NEW JERSEY—LONG ISLAND, NY—NJ—CT—PA CMSA—Con.						
75	Automotive repair, services, and parking —Con.					
752	Automobile parking	1 321	701 361	162 866	40 984	9 285
7521 pt.	Parking lots	531	206 121	45 941	11 252	3 383
7521 pt.	Parking structures	790	495 240	116 925	29 732	5 902
753	Automotive repair shops	9 741	2 993 603	788 290	191 418	35 725
7532	Top, body, and upholstery repair shops and paint shops	2 970	1 044 403	302 261	74 414	13 073
7532 pt.	Top and body repair shops	2 842	1 004 105	289 706	71 400	12 513
7532 pt.	Paint shops	128	40 298	12 555	3 014	560
7538	General automotive repair shops	4 905	1 297 227	311 668	74 875	14 874
7538 pt.	General automotive repair shops, except diesel	4 513	(D)	(D)	(D)	JJ
7538 pt.	Diesel repair shops	392	(D)	(D)	(D)	GG
7533, 4, 6, 7, 9	Other automotive repair shops	1 866	651 973	174 361	42 129	7 778
7533	Automotive exhaust system repair shops	341	(D)	(D)	(D)	GG
7534	Tire retreading and repair shops	114	(D)	(D)	(D)	FF
7536	Automotive glass replacement shops	305	121 066	33 116	8 240	1 382
7537	Automotive transmission repair shops	510	(D)	(D)	(D)	GG
7539	Automotive repair shops, n.e.c.	596	159 485	43 870	10 732	2 153
7539 pt.	Radiator repair	151	(D)	(D)	(D)	EE
7539 pt.	Brake, front end, and wheel alignment	235	(D)	(D)	(D)	FF
7539 pt.	Automotive electrical and fuel system services	149	33 828	10 714	2 634	547
7539 pt.	Carburetor repair shops	56	10 556	3 505	858	191
7539 pt.	Automotive electrical repair shops	93	23 272	7 209	1 776	356
7539 pt.	Other automotive repair shops, n.e.c.	61	(D)	(D)	(D)	CC
754	Automotive services, except repair	1 436	(D)	(D)	(D)	II
7542	Carwashes	792	(D)	(D)	(D)	HH
7549	Automotive services, except repair and carwashes	644	182 892	48 553	11 325	2 993
7549 pt.	Lubrication shops	193	(D)	(D)	(D)	GG
7549 pt.	Other automotive services	451	(D)	(D)	(D)	GG
7549 pt.	Towing services	347	82 883	23 786	5 430	1 225
7549 pt.	Other automotive services, n.e.c.	104	(D)	(D)	(D)	EE
76	Miscellaneous repair services	5 288	2 365 746	778 309	185 526	28 963
762	Electrical repair shops	1 734	(D)	(D)	(D)	JJ
7622	Radio and television repair shops	516	165 984	56 552	14 206	2 422
7623, 9	Other electrical and electronic repair shops	1 218	(D)	(D)	(D)	II
7623	Refrigeration and air-conditioning service and repair shops	381	197 425	59 041	14 538	1 900
7629	Electrical and electronic repair shops, n.e.c.	837	(D)	(D)	(D)	II
763	Watch, clock, and jewelry repair	139	(D)	(D)	(D)	FF
764	Reupholstery and furniture repair	488	93 880	35 024	8 278	1 794
769	Miscellaneous repair and related services	2 927	(D)	(D)	(D)	JJ
7692	Welding repair	244	(D)	(D)	(D)	GG
7694	Armature rewinding shops	121	93 260	30 275	6 782	952
7699	Repair shops and related services, n.e.c.	2 562	(D)	(D)	(D)	JJ
7699 pt.	Farm machinery and equipment repair	43	(D)	(D)	(D)	BB
7699 pt.	Lawnmower and other small gasoline engine repair	122	(D)	(D)	(D)	EE
7699 pt.	Sewer and septic tank cleaning services	264	137 670	43 944	10 198	1 595
7699 pt.	Other repair and related services, n.e.c.	2 133	(D)	(D)	(D)	JJ
78, 79, 84	Amusement and recreation services, including motion pictures and museums	10 822	11 142 429	2 887 833	608 991	112 383
781, 2	Motion picture production, distribution, and services	2 173	4 617 578	981 176	216 795	32 230
7812 pt.	Motion picture production, except for television	645	(D)	(D)	(D)	II
7812 pt.	Motion picture and tape production for television	591	(D)	(D)	(D)	HH
7819	Services allied to motion picture production	631	(D)	(D)	(D)	JJ
7822 pt.	Motion picture film and tape distributors	176	1 103 872	86 057	19 340	1 815
7822 pt.	Motion picture film exchanges	126	(D)	(D)	(D)	GG
7822 pt.	Video tape wholesalers	50	(D)	(D)	(D)	FF
7822 pt.	Film and tape distribution for television	86	(D)	(D)	(D)	GG
7829	Services allied to motion picture distribution	44	29 847	7 428	2 070	199
783	Motion picture theaters	458	570 238	87 359	20 616	8 509
7832	Motion picture theaters, except drive-in	449	(D)	(D)	(D)	II
7833	Drive-in motion picture theaters	9	(D)	(D)	(D)	CC
784	Video tape rental	1 420	358 126	65 802	16 220	6 730
792	Theatrical producers (except motion picture), bands, orchestras, and entertainers	2 104	(D)	(D)	(D)	JJ
7922	Theatrical producers (except motion picture) and miscellaneous theatrical services	1 042	(D)	(D)	(D)	JJ
7922 pt.	Producers of live theatrical productions	332	774 676	197 450	47 932	5 139
7922 pt.	Producers of radio and television shows, except tape producers	75	65 901	28 134	4 079	227
7922 pt.	Artists' and entertainers' managers or agents, concert bureaus, booking agents	359	319 532	135 601	27 567	2 517
7922 pt.	Other theatrical services	276	(D)	(D)	(D)	HH
7929	Bands, orchestras, actors, and other entertainers and entertainment groups	1 062	(D)	(D)	(D)	HH
7929 pt.	Dance groups and artists	28	26 840	16 266	1 455	136
7929 pt.	Symphony orchestras, opera companies, and chamber music organizations	23	(D)	(D)	(D)	CC
7929 pt.	Other music and entertainment presentations	1 011	(D)	(D)	(D)	HH
7929 pt.	Other music groups and artists	478	(D)	(D)	(D)	GG
7929 pt.	Other entertainers and entertainment groups	533	374 981	139 021	19 372	2 252
793	Bowling centers	288	(D)	(D)	(D)	II

Table 7a. Summary Statistics for Firms Subject to Federal Income Tax for Metropolitan Areas: 1992—Con.

[Includes only establishments with payroll. For meaning of abbreviations and symbols, see introductory text. For explanation of terms and comparability of 1987 and 1992 censuses, see appendix A. For definitions of CMSA's, MSA's, and PMSA's, see appendix D]

SIC code	Geographic area and kind of business or operation	Establishments (number)	Receipts (\$1,000)	Annual payroll (\$1,000)	First-quarter payroll (\$1,000)	Paid employees for pay period including March 12 (number)
NEW YORK-NORTHERN NEW JERSEY-LONG ISLAND, NY-NJ-CT-PA CMSA—Con.						
78, 79, 84	Amusement and recreation services, including motion pictures and museums—Con.					
79 ex. 792, 3, 4; 84	Commercial sports and other amusement and recreation services, including museums -----	4 379	3 013 206	956 823	191 977	42 981
794	Commercial sports -----	338	987 087	415 677	83 511	6 606
7941	Professional sports clubs, managers, promoters -----	123	(D)	(D)	(D)	HH
7941 pt.	Baseball clubs -----	5	(D)	(D)	(D)	GG
7941 pt.	Football clubs -----	3	(D)	(D)	(D)	CC
7941 pt.	Other professional sports clubs -----	7	119 565	77 957	26 174	405
7941 pt.	Managers and promoters -----	108	320 748	83 716	17 332	1 396
7948	Racing, including track operation -----	215	(D)	(D)	(D)	HH
7948 pt.	Auto racetrack operation -----	13	8 145	1 403	208	168
7948 pt.	Horse racetrack operation -----	5	(D)	(D)	(D)	GG
7948 pt.	Dog racetrack operation -----	—	—	—	—	—
7948 pt.	Racing stables and racing, n.e.c. -----	197	(D)	(D)	(D)	GG
79 ex. 792, 3, 4; 84	Other amusement and recreation services, including museums -----	4 041	2 026 119	541 146	108 466	36 375
791	Dance studios, schools, and halls -----	537	(D)	(D)	(D)	GG
7991	Physical fitness facilities -----	844	(D)	(D)	(D)	JJ
7991 pt.	Physical fitness centers, except gymnasiums and athletic clubs -----	702	(D)	(D)	(D)	II
7991 pt.	Gymnasiums and athletic clubs -----	142	89 118	28 771	6 926	2 862
7992	Public golf courses -----	104	(D)	(D)	(D)	FF
7993	Coin-operated amusement devices -----	331	169 050	41 350	9 028	1 813
7996	Amusement parks -----	39	119 451	22 653	1 851	688
7997	Membership sports and recreation clubs -----	592	(D)	(D)	(D)	II
7999, 84	Amusement and recreation services, including museums, n.e.c. -----	1 594	(D)	(D)	(D)	JJ
7999 pt.	Concession operators of amusement devices and rides -----	80	(D)	(D)	(D)	CC
7999 pt.	Carnivals, circuses, and fairs -----	28	(D)	(D)	(D)	EE
7999 pt.	Carnivals and circuses -----	19	16 751	5 429	1 104	194
7999 pt., 84	Fairs -----	9	(D)	(D)	(D)	BB
7999 pt., 84	Other recreation and amusements, including museums -----	1 486	(D)	(D)	(D)	II
84	Museums, art galleries, and botanical and zoological gardens -----	27	7 794	1 917	328	102
841	Museums and art galleries -----	20	5 730	1 690	285	81
842	Arboreta and botanical or zoological gardens -----	7	2 064	227	43	21
7999 pt.	Roller skating rinks -----	52	19 646	5 778	1 271	625
7999 pt.	Ice skating rinks -----	17	18 585	4 086	1 068	428
7999 pt.	Other amusement and recreation services, n.e.c. -----	1 390	(D)	(D)	(D)	II
80	Health services -----	40 598	26 115 229	10 923 851	2 348 439	333 550
801	Offices and clinics of doctors of medicine -----	19 988	12 776 635	5 666 532	1 132 182	103 711
8011 pt.	Offices of doctors of medicine -----	19 764	(D)	(D)	(D)	LL
8011 pt.	General medical clinics -----	224	(D)	(D)	(D)	HH
802	Offices and clinics of dentists -----	10 503	3 560 746	1 175 686	265 536	46 789
8021 pt.	Offices of dentists -----	10 468	3 541 941	1 169 101	263 953	46 503
8021 pt.	Dental clinics -----	35	18 805	6 585	1 583	286
803	Offices and clinics of doctors of osteopathy -----	295	127 977	53 010	11 219	1 457
8031 pt.	Offices of osteopathic physicians -----	289	124 710	51 664	10 865	1 410
8031 pt.	Osteopathic clinics -----	6	3 267	1 346	354	47
804	Offices and clinics of other health practitioners -----	6 399	1 721 343	504 618	109 573	21 975
8041	Offices and clinics of chiropractors -----	2 555	649 378	161 866	35 617	7 807
8042	Offices and clinics of optometrists -----	1 047	(D)	(D)	(D)	HH
8043	Offices and clinics of podiatrists -----	1 159	275 619	70 445	15 067	3 228
8049	Offices and clinics of health practitioners, n.e.c. -----	1 638	(D)	(D)	(D)	II
805	Nursing and personal care facilities -----	566	3 071 642	1 460 537	345 524	67 484
8051	Skilled nursing care facilities -----	457	2 868 210	1 366 156	324 007	62 457
8052	Intermediate care facilities -----	59	94 389	45 207	11 161	2 675
8059	Nursing and personal care facilities, n.e.c. -----	50	109 043	49 174	10 356	2 352
806	Hospitals -----	28	912 509	420 510	105 323	13 493
8062	General medical and surgical hospitals -----	13	615 304	298 345	74 963	9 126
8063, 9	Specialty hospitals -----	15	297 205	122 165	30 360	4 367
8063	Psychiatric hospitals -----	10	217 821	98 542	25 097	3 449
8069	Specialty hospitals, except psychiatric -----	5	79 384	23 623	5 263	918
807, 8, 9	Other health services -----	2 819	3 944 377	1 642 958	379 082	78 641
807	Medical and dental laboratories -----	1 491	(D)	(D)	(D)	JJ
8071	Medical laboratories -----	829	1 611 800	522 565	123 139	15 625
8072	Dental laboratories -----	662	(D)	(D)	(D)	HH
808	Home health care services -----	596	1 301 206	727 120	169 998	49 515
809	Miscellaneous health and allied services, n.e.c. -----	732	(D)	(D)	(D)	II
8092	Kidney dialysis centers -----	39	126 309	42 213	9 769	1 331
8093	Specialty outpatient facilities, n.e.c. -----	420	(D)	(D)	(D)	HH
8099	Health and allied services, n.e.c. -----	273	(D)	(D)	(D)	HH
81	Legal services -----	14 978	16 566 436	5 916 329	1 339 808	120 798
823, 4, 9	Selected educational services -----	1 606	1 034 377	340 455	79 898	18 794
823	Libraries -----	10	(D)	(D)	(D)	CC
824	Vocational schools -----	482	462 621	164 321	39 572	6 685
8243	Data processing schools -----	173	134 137	46 319	10 636	1 589
8244	Business and secretarial schools -----	101	129 711	47 832	11 867	2 526
8249	Vocational schools, n.e.c. -----	208	198 773	70 170	17 069	2 570
829	Schools and educational services, n.e.c. -----	1 114	(D)	(D)	(D)	JJ

Table 7a. Summary Statistics for Firms Subject to Federal Income Tax for Metropolitan Areas: 1992—Con.

[Includes only establishments with payroll. For meaning of abbreviations and symbols, see introductory text. For explanation of terms and comparability of 1987 and 1992 censuses, see appendix A. For definitions of CMSA's, MSA's, and PMSA's, see appendix D]

SIC code	Geographic area and kind of business or operation	Establishments (number)	Receipts (\$1,000)	Annual payroll (\$1,000)	First-quarter payroll (\$1,000)	Paid employees for pay period including March 12 (number)
NEW YORK—NORTHERN NEW JERSEY—LONG ISLAND, NY—NJ—CT—PA CMSA—Con.						
83	Social services	2 705	973 343	387 988	89 574	26 911
835	Child day care services	1 590	(D)	(D)	(D)	JJ
832, 3, 6, 9	Other social services	1 115	(D)	(D)	(D)	JJ
832	Individual and family social services	480	(D)	(D)	(D)	HH
833	Job training and vocational rehabilitation services	87	49 492	20 390	4 645	1 236
836	Residential care	367	348 108	119 711	27 187	7 112
839	Social services, n.e.c.	181	(D)	(D)	(D)	GG
87 ex. 8733	Engineering, accounting, research, management, and related services (except noncommercial research organizations)	22 342	24 165 181	9 533 364	2 173 996	226 093
871	Engineering, architectural, and surveying services	5 233	6 946 212	2 822 059	656 378	61 047
8711	Engineering services	3 011	(D)	(D)	(D)	KK
8712	Architectural services	1 746	(D)	(D)	(D)	JJ
8713	Surveying services	476	(D)	(D)	(D)	GG
872	Accounting, auditing, and bookkeeping services	6 689	5 249 546	2 039 544	480 887	64 765
873 ex. 8733	Research, development, and testing services (except noncommercial research organizations)	1 509	2 909 348	1 130 206	266 631	28 490
8731	Commercial physical and biological research	323	(D)	(D)	(D)	II
8731 pt.	Commercial physical research	186	746 369	344 077	83 622	5 513
8731 pt.	Commercial medical and biological research	137	(D)	(D)	(D)	GG
8732	Commercial economic, sociological, and educational research	882	1 539 253	506 028	118 895	15 543
8734	Testing laboratories	304	(D)	(D)	(D)	HH
874	Management and public relations services	8 911	9 060 075	3 541 555	770 100	71 791
8741	Management services	2 097	(D)	(D)	(D)	JJ
8742	Management consulting services	4 453	4 517 206	1 867 032	388 248	32 991
8743	Public relations services	902	899 731	332 274	76 292	6 494
8744	Facilities support management services	46	(D)	(D)	(D)	GG
8748	Business consulting services, n.e.c.	1 413	(D)	(D)	(D)	II
89	Services, n.e.c.	1 721	(D)	(D)	(D)	II
8999 pt.	Scientific and related consulting services, except environmental	294	258 646	122 067	31 172	2 360
8999 pt.	Other services	1 427	(D)	(D)	(D)	II
8999 pt.	Environmental consulting	286	283 698	94 155	21 952	2 380
8999 pt.	Authors, composers, and other arts-related services	501	(D)	(D)	(D)	GG
8999 pt.	Other services, n.e.c.	640	(D)	(D)	(D)	GG
Bergen—Passaic, NJ PMSA						
Total		13 299	9 140 713	3 439 831	774 241	118 815
(See appropriate State for SIC detail.)						
Bridgeport, CT PMSA						
Total		3 359	2 343 874	1 069 141	242 882	43 170
(See appropriate State for SIC detail.)						
Danbury, CT PMSA						
Total		1 793	963 750	395 874	86 705	13 282
(See appropriate State for SIC detail.)						
Dutchess County, NY PMSA						
Total		1 824	812 283	288 801	67 175	13 258
(See appropriate State for SIC detail.)						
Jersey City, NJ PMSA						
Total		3 083	2 257 943	803 491	185 130	32 292
(See appropriate State for SIC detail.)						
Middlesex—Somerset—Hunterdon, NJ PMSA						
Total		8 805	7 529 278	2 918 953	671 123	100 534
(See appropriate State for SIC detail.)						
Monmouth—Ocean, NJ PMSA						
Total		8 281	4 375 781	1 577 503	345 577	60 285
(See appropriate State for SIC detail.)						

Table 7a. Summary Statistics for Firms Subject to Federal Income Tax for Metropolitan Areas: 1992—Con.

[Includes only establishments with payroll. For meaning of abbreviations and symbols, see introductory text. For explanation of terms and comparability of 1987 and 1992 censuses, see appendix A. For definitions of CMSA's, MSA's, and PMSA's, see appendix D]

SIC code	Geographic area and kind of business or operation	Establishments (number)	Receipts (\$1,000)	Annual payroll (\$1,000)	First-quarter payroll (\$1,000)	Paid employees for pay period including March 12 (number)
NEW YORK—NORTHERN NEW JERSEY—LONG ISLAND, NY—NJ—CT—PA CMSA—Con.						
Nassau—Suffolk, NY PMSA						
	Total	27 083	16 171 553	5 862 633	1 324 996	227 193
	(See appropriate State for SIC detail.)					
New Haven—Meriden, CT PMSA						
	Total	4 386	2 374 458	973 155	215 014	37 631
	(See appropriate State for SIC detail.)					
New York, NY PMSA						
	Total	65 644	66 270 312	24 404 268	5 585 157	736 600
	(See appropriate State for SIC detail.)					
Newark, NJ PMSA						
	Total	17 342	13 398 368	4 996 614	1 121 605	172 227
	(See appropriate State for SIC detail.)					
Newburgh, NY—PA PMSA						
	Total	2 174	895 214	323 522	71 768	15 111
70 ex. 704	Hotels, rooming houses, camps, and other lodging places (except membership lodging)	67	54 821	13 400	2 958	1 216
7011	Hotels and motels	51	50 752	12 493	2 866	1 177
7011 pt.	Hotels	20	35 467	8 617	1 942	845
7011 pt.	Hotels, 25 guestrooms or more	15	34 670	8 476	1 916	822
7011 pt.	Hotels, less than 25 guestrooms	5	797	141	26	23
7011 pt.	Motels, motor hotels, and tourist courts	31	15 285	3 876	924	332
7011 pt.	Motels, tourist courts	24	8 683	2 175	534	197
7011 pt.	Motor hotels	7	6 602	1 701	390	135
702, 3	Other lodging places	16	4 069	907	92	39
702	Rooming and boarding houses	2	(D)	(D)	(D)	AA
703	Camps and recreational vehicle parks	14	(D)	(D)	(D)	BB
72	Personal services	276	59 827	19 223	4 632	1 423
721	Laundry, cleaning, and garment services	72	35 575	11 913	2 899	709
7211	Power laundries, family and commercial*	3	(D)	(D)	(D)	BB
7213	Linen supply*	3	(D)	(D)	(D)	CC
7215	Coin-operated laundries and drycleaning	16	1 608	314	72	46
7216	Drycleaning plants, except rug cleaning	24	5 461	2 253	477	155
7217	Carpet and upholstery cleaning	10	1 664	530	131	44
7218	Industrial launderers*	5	11 897	3 658	913	173
7212, 9	Other laundry, cleaning, and garment services*	11	868	197	45	20
7212	Garment pressing, and agents for laundries and drycleaners	3	163	34	4	2
7219	Laundry and garment services, n.e.c.*	8	705	163	41	18
722	Photographic studios, portrait	14	2 111	512	110	45
723, 4	Beauty and barber shops	142	11 200	4 138	1 025	447
723	Beauty shops	139	10 830	3 930	979	434
724	Barber shops	3	370	208	46	13
725	Shoe repair shops and shoeshine parlors	2	(D)	(D)	(D)	AA
726	Funeral service and crematories	24	7 260	1 616	340	68
729	Miscellaneous personal services	22	(D)	(D)	(D)	CC
7291	Tax return preparation services	7	633	311	80	30
7299	Miscellaneous personal services, n.e.c.	15	(D)	(D)	(D)	CC
73	Business services	280	138 864	50 394	11 359	3 164
731	Advertising	16	11 044	2 547	615	95
7311	Advertising agencies	10	(D)	(D)	(D)	BB
7312	Outdoor advertising services	2	(D)	(D)	(D)	AA
7313	Radio, television, publishers' advertising representatives	4	(D)	(D)	(D)	BB
7319	Advertising, n.e.c.	—	—	—	—	—
732	Consumer credit reporting agencies, mercantile reporting agencies, and adjustment and collection agencies	3	(D)	(D)	(D)	BB
7322	Adjustment and collection services	2	(D)	(D)	(D)	BB
7323	Credit reporting services	1	(D)	(D)	(D)	AA
733	Mailing, reproduction, commercial art and photography, and stenographic services	18	4 412	1 432	265	68
7331	Direct mail advertising services	5	(D)	(D)	(D)	BB
7334	Photocopying and duplicating services	—	—	—	—	—
7335, 6	Commercial photography, art, and graphics	12	2 066	572	100	22
7335	Commercial photography	4	1 067	296	57	12
7336	Commercial art and graphic design	8	999	276	43	10
7338	Secretarial and court reporting services	1	(D)	(D)	(D)	AA
734	Services to dwellings and other buildings	56	11 202	5 110	1 321	411
7342	Disinfecting and pest control services	11	2 493	1 178	233	42
7349	Building cleaning and maintenance services, n.e.c.	45	8 709	3 932	1 088	369

Table 7a. Summary Statistics for Firms Subject to Federal Income Tax for Metropolitan Areas: 1992—Con.

[Includes only establishments with payroll. For meaning of abbreviations and symbols, see introductory text. For explanation of terms and comparability of 1987 and 1992 censuses, see appendix A. For definitions of CMSA's, MSA's, and PMSA's, see appendix D]

SIC code	Geographic area and kind of business or operation	Establishments (number)	Receipts (\$1,000)	Annual payroll (\$1,000)	First-quarter payroll (\$1,000)	Paid employees for pay period including March 12 (number)
NEW YORK—NORTHERN NEW JERSEY—LONG ISLAND, NY—NJ—CT—PA CMSA—Con.						
Newburgh, NY—PA PMSA—Con.						
73	Business services—Con.					
735	Miscellaneous equipment rental and leasing	26	11 355	2 559	632	141
7352	Medical equipment rental and leasing	4	(D)	(D)	(D)	AA
7353	Heavy construction equipment rental and leasing	6	(D)	(D)	(D)	BB
7359	Equipment rental and leasing, n.e.c.	16	6 298	1 555	405	103
736	Personnel supply services	25	16 856	11 964	2 282	730
7361	Employment agencies	7	1 358	935	423	107
7363	Help supply services	18	15 498	11 029	1 859	623
7363 pt.	Temporary help supply	16	(D)	(D)	(D)	FF
7363 pt.	Help supply, except temporary	2	(D)	(D)	(D)	BB
737	Computer programming, data processing, and other computer related services	46	28 979	8 123	1 767	328
7371, 2, 3	Computer programming, prepackaged software, and integrated systems	27	18 180	3 869	831	107
7371	Computer programming services	19	(D)	(D)	(D)	BB
7372	Prepackaged software	3	874	423	126	14
7373	Computer integrated systems	5	(D)	(D)	(D)	BB
7374, 5, 6	Data processing services	3	(D)	(D)	(D)	CC
7374, 5	Computer processing, information retrieval	3	(D)	(D)	(D)	CC
7376	Computer facilities management services	—	—	—	—	—
7377, 8, 9	Computer rental and leasing, maintenance, and related services, n.e.c.	16	(D)	(D)	(D)	BB
7377	Computer rental and leasing	—	—	—	—	—
7378	Computer maintenance and repair	4	(D)	(D)	(D)	AA
7379	Computer related services, n.e.c.	12	1 710	512	120	14
738	Miscellaneous business services	90	(D)	(D)	(D)	GG
7381, 2	Detective agencies and protective services	14	7 789	5 036	1 220	573
7381	Detective, guard, and armored car services	12	(D)	(D)	(D)	FF
7382	Security systems services	2	(D)	(D)	(D)	BB
7383	News syndicates	—	—	—	—	—
7384	Photofinishing laboratories*	7	1 010	194	48	20
7389	Business services, n.e.c.	69	(D)	(D)	(D)	FF
7389 pt.	Sign painting shops	5	678	141	36	8
7389 pt.	Interior designing	5	(D)	(D)	(D)	AA
7389 pt.	Telephone answering services	8	1 227	704	183	57
7389 pt.	Other business services	51	(D)	(D)	(D)	FF
75	Automotive repair, services, and parking	221	77 798	18 153	4 456	915
751	Automotive rental and leasing, without drivers	17	(D)	(D)	(D)	BB
7513	Truck rental and leasing, without drivers	9	(D)	(D)	(D)	AA
7514, 5	Passenger car rental and leasing	7	4 514	821	189	48
7514	Passenger car rental	6	(D)	(D)	(D)	BB
7515	Passenger car leasing	1	(D)	(D)	(D)	BB
7519	Utility trailer and recreational vehicle rental	1	(D)	(D)	(D)	AA
752	Automobile parking	1	(D)	(D)	(D)	AA
753	Automotive repair shops	184	61 458	15 711	3 896	738
7532	Top, body, and upholstery repair shops and paint shops	52	17 562	4 975	1 298	244
7532 pt.	Top and body repair shops	48	16 808	4 827	1 261	235
7532 pt.	Paint shops	4	754	148	37	9
7538	General automotive repair shops	101	32 740	7 267	1 735	347
7538 pt.	General automotive repair shops, except diesel	92	27 918	6 006	1 422	299
7538 pt.	Diesel repair shops	9	4 822	1 261	313	48
7533, 4, 6, 7, 9	Other automotive repair shops	31	11 156	3 469	863	147
7533	Automotive exhaust system repair shops	6	2 261	661	174	37
7534	Tire retreading and repair shops	—	—	—	—	—
7536	Automotive glass replacement shops	6	(D)	(D)	(D)	BB
7537	Automotive transmission repair shops	10	2 586	754	173	30
7539	Automotive repair shops, n.e.c.	9	(D)	(D)	(D)	BB
7539 pt.	Radiator repair	4	1 762	392	90	20
7539 pt.	Brake, front end, and wheel alignment	3	2 438	976	279	29
7539 pt.	Automotive electrical and fuel system services	1	(D)	(D)	(D)	AA
7539 pt.	Other automotive repair shops, n.e.c.	1	(D)	(D)	(D)	AA
754	Automotive services, except repair	19	8 426	1 521	350	123
7542	Carwashes	10	6 274	960	228	88
7549	Automotive services, except repair and carwashes	9	2 152	561	122	35
76	Miscellaneous repair services	72	22 764	9 627	2 270	333
762	Electrical repair shops	24	13 765	7 340	1 736	226
7622	Radio and television repair shops	6	3 451	1 087	267	37
7623, 9	Other electrical and electronic repair shops	18	10 314	6 253	1 469	189
7623	Refrigeration and air-conditioning service and repair shops	8	3 382	1 243	288	50
7629	Electrical and electronic repair shops, n.e.c.	10	6 932	5 010	1 181	139
763	Watch, clock, and jewelry repair	—	—	—	—	—
764	Reupholstery and furniture repair	5	234	42	13	5
769	Miscellaneous repair and related services	43	8 765	2 245	521	102
7692	Welding repair	5	772	273	69	14
7694	Armature rewinding shops	1	(D)	(D)	(D)	AA
7699	Repair shops and related services, n.e.c.	37	(D)	(D)	(D)	BB

Table 7a. Summary Statistics for Firms Subject to Federal Income Tax for Metropolitan Areas: 1992—Con.

[Includes only establishments with payroll. For meaning of abbreviations and symbols, see introductory text. For explanation of terms and comparability of 1987 and 1992 censuses, see appendix A. For definitions of CMSA's, MSA's, and PMSA's, see appendix D.]

SIC code	Geographic area and kind of business or operation	Establishments (number)	Receipts (\$1,000)	Annual payroll (\$1,000)	First-quarter payroll (\$1,000)	Paid employees for pay period including March 12 (number)
	NEW YORK—NORTHERN NEW JERSEY—LONG ISLAND, NY—NJ—CT—PA CMSA—Con.					
	Newburgh, NY—PA PMSA—Con.					
78, 79, 84	Amusement and recreation services, including motion pictures and museums	153	54 134	12 185	2 217	910
781, 2	Motion picture production, distribution, and services	7	1 142	374	66	11
783	Motion picture theaters	9	7 506	1 026	218	166
7832	Motion picture theaters, except drive-in	7	(D)	(D)	(D)	CC
7833	Drive-in motion picture theaters	2	(D)	(D)	(D)	AA
784	Video tape rental	33	5 438	809	191	111
792	Theatrical producers (except motion picture), bands, orchestras, and entertainers	14	13 661	3 499	425	53
7922	Theatrical producers (except motion picture) and miscellaneous theatrical services	6	(D)	(D)	(D)	BB
7929	Bands, orchestras, actors, and other entertainers and entertainment groups	8	(D)	(D)	(D)	BB
793	Bowling centers	9	4 770	1 132	285	114
79 ex. 792, 3; 84	Commercial sports and other amusement and recreation services, including museums	81	21 617	5 345	1 032	455
794	Commercial sports	4	564	192	42	12
7941	Professional sports clubs, managers, promoters	—	—	—	—	—
7948	Racing, including track operation	4	564	192	42	12
79 ex. 792, 3, 4; 84	Other amusement and recreation services, including museums	77	21 053	5 153	990	443
791	Dance studios, schools, and halls	7	(D)	(D)	(D)	AA
7991	Physical fitness facilities	14	1 920	711	187	147
7992	Public golf courses	3	395	48	7	2
7993	Coin-operated amusement devices	5	1 193	342	91	22
7996	Amusement parks	2	(D)	(D)	(D)	AA
7997	Membership sports and recreation clubs	11	8 637	2 211	449	166
7999, 84	Amusement and recreation services, including museums, n.e.c. ..	35	(D)	(D)	(D)	BB
7999 pt.	Concession operators of amusement devices and rides	2	(D)	(D)	(D)	AA
7999 pt.	Carnivals, circuses, and fairs	—	—	—	—	—
7999 pt., 84	Other recreation and amusements, including museums	33	5 725	1 594	213	83
80	Health services	562	274 858	114 505	25 313	4 215
801	Offices and clinics of doctors of medicine	268	141 044	64 572	13 907	1 460
8011 pt.	Offices of doctors of medicine	263	136 430	62 275	13 300	1 403
8011 pt.	General medical clinics	5	4 614	2 297	607	57
802	Offices and clinics of dentists	141	42 468	13 319	3 032	684
803	Offices and clinics of doctors of osteopathy	6	2 818	1 101	207	30
804	Offices and clinics of other health practitioners	107	25 327	6 427	1 313	317
8041	Offices and clinics of chiropractors	47	10 464	2 491	453	130
8042	Offices and clinics of optometrists	18	5 867	1 775	398	78
8043	Offices and clinics of podiatrists	17	3 393	581	139	40
8049	Offices and clinics of health practitioners, n.e.c.	25	5 603	1 580	323	69
805	Nursing and personal care facilities	11	40 937	18 098	4 274	1 002
8051	Skilled nursing care facilities	9	(D)	(D)	(D)	FF
8052	Intermediate care facilities	—	—	—	—	—
8059	Nursing and personal care facilities, n.e.c.	2	(D)	(D)	(D)	AA
806	Hospitals	—	—	—	—	—
8062	General medical and surgical hospitals	—	—	—	—	—
8063, 9	Specialty hospitals	—	—	—	—	—
807, 8, 9	Other health services	29	22 264	10 988	2 580	722
807	Medical and dental laboratories	14	6 372	1 465	319	69
8071	Medical laboratories	7	4 498	727	165	30
8072	Dental laboratories	7	1 874	738	154	39
808	Home health care services	9	12 124	8 117	1 933	600
809	Miscellaneous health and allied services, n.e.c.	6	3 768	1 406	328	53
8092	Kidney dialysis centers	1	(D)	(D)	(D)	BB
8093	Specialty outpatient facilities, n.e.c.	4	(D)	(D)	(D)	AA
8099	Health and allied services, n.e.c.	1	(D)	(D)	(D)	AA
81	Legal services	190	83 685	34 965	6 926	874
823, 4, 9	Selected educational services	14	1 436	463	94	23
823	Libraries	—	—	—	—	—
824	Vocational schools	5	330	105	16	10
829	Schools and educational services, n.e.c.	9	1 106	358	78	13
83	Social services	70	20 258	9 467	2 246	704
835	Child day care services	47	8 080	4 661	1 107	392
832, 3, 6, 9	Other social services	23	12 178	4 806	1 139	312

Table 7a. Summary Statistics for Firms Subject to Federal Income Tax for Metropolitan Areas: 1992 — Con.

[Includes only establishments with payroll. For meaning of abbreviations and symbols, see introductory text. For explanation of terms and comparability of 1987 and 1992 censuses, see appendix A. For definitions of CMSA's, MSA's, and PMSA's, see appendix D]

SIC code	Geographic area and kind of business or operation	Establishments (number)	Receipts (\$1,000)	Annual payroll (\$1,000)	First-quarter payroll (\$1,000)	Paid employees for pay period including March 12 (number)
	NEW YORK—NORTHERN NEW JERSEY—LONG ISLAND, NY—NJ—CT—PA CMSA—Con.					
	Newburgh, NY—PA PMSA—Con.					
87 ex. 8733	Engineering, accounting, research, management, and related services (except noncommercial research organizations) -----	253	103 610	39 882	9 094	1 259
871	Engineering, architectural, and surveying services -----	83	53 899	21 594	5 138	622
8711	Engineering services -----	46	46 026	18 166	4 291	485
8712	Architectural services -----	19	5 008	2 171	569	82
8713	Surveying services -----	18	2 865	1 257	278	55
872	Accounting, auditing, and bookkeeping services -----	84	21 907	8 684	2 033	365
873 ex. 8733	Research, development, and testing services (except noncommercial research organizations) -----	18	6 222	2 805	531	84
8731	Commercial physical and biological research -----	4	(D)	(D)	(D)	AA
8732	Commercial economic, sociological, and educational research -----	8	(D)	(D)	(D)	AA
8734	Testing laboratories -----	6	4 743	2 096	388	66
874	Management and public relations services -----	68	21 582	6 799	1 392	188
8741	Management services -----	18	8 594	2 900	500	83
8742	Management consulting services -----	33	10 819	3 253	790	83
8743	Public relations services -----	3	(D)	(D)	(D)	AA
8744	Facilities support management services -----	1	(D)	(D)	(D)	AA
8748	Business consulting services, n.e.c. -----	13	(D)	(D)	(D)	AA
89	Services, n.e.c. -----	16	3 159	1 258	203	75
	Stamford—Norwalk, CT PMSA					
	Total -----	4 845	4 823 786	1 629 680	364 134	43 545
	(See appropriate State for SIC detail.)					
	Trenton, NJ PMSA					
	Total -----	2 846	2 238 213	916 494	208 508	33 408
	(See appropriate State for SIC detail.)					
	Waterbury, CT PMSA					
	Total -----	1 532	770 457	318 153	68 545	13 645
	(See appropriate State for SIC detail.)					
	PHILADELPHIA—WILMINGTON—ATLANTIC CITY, PA—NJ—DE—MD CMSA					
	Total -----	44 709	36 031 805	13 425 751	3 069 560	523 540
70 ex. 704	Hotels, rooming houses, camps, and other lodging places (except membership lodging) -----	973	(D)	(D)	(D)	LL
7011	Hotels and motels -----	833	4 693 937	1 304 919	312 885	62 437
7011 pt.	Hotels -----	356	4 487 827	1 254 876	303 243	58 518
7011 pt.	Hotels, 25 guestrooms or more -----	286	(D)	(D)	(D)	LL
7011 pt.	Hotels, less than 25 guestrooms -----	70	(D)	(D)	(D)	EE
7011 pt.	Motels, motor hotels, and tourist courts -----	477	206 110	50 043	9 642	3 919
7011 pt.	Motels, tourist courts -----	401	(D)	(D)	(D)	GG
7011 pt.	Motor hotels -----	76	(D)	(D)	(D)	GG
702, 3	Other lodging places -----	140	(D)	(D)	(D)	FF
702	Rooming and boarding houses -----	45	(D)	(D)	(D)	EE
703	Camps and recreational vehicle parks -----	95	(D)	(D)	(D)	FF
7032	Sporting and recreational camps -----	24	13 231	3 204	292	239
7033	Recreational vehicle parks and campsites -----	71	(D)	(D)	(D)	EE
72	Personal services -----	4 956	1 085 658	359 992	86 416	29 427
721	Laundry, cleaning, and garment services -----	1 199	387 072	123 728	30 173	8 597
7211	Power laundries, family and commercial* -----	25	25 647	10 505	2 432	720
7213	Linen supply* -----	39	44 781	17 193	4 225	919
7215	Coin-operated laundries and drycleaning -----	259	57 246	11 403	2 742	1 028
7215 pt.	Coin-operated laundries and drycleaning stores -----	248	31 500	6 629	1 675	849
7215 pt.	Coin-operated laundry routes -----	11	25 746	4 774	1 067	179
7216	Drycleaning plants, except rug cleaning* -----	573	114 059	38 267	9 151	3 239
7217	Carpet and upholstery cleaning -----	143	31 723	9 964	2 238	760
7218	Industrial launderers* -----	31	(D)	(D)	(D)	GG
7212, 9	Other laundry, cleaning, and garment services* -----	129	(D)	(D)	(D)	EE
7212	Garment pressing, and agents for laundries and drycleaners -----	62	7 379	1 628	480	156
7219	Laundry and garment services, n.e.c.* -----	67	(D)	(D)	(D)	EE
722	Photographic studios, portrait -----	260	80 299	21 971	4 630	1 364
723, 4	Beauty and barber shops -----	2 615	311 401	132 365	31 233	12 457
723	Beauty shops -----	2 405	296 335	126 450	29 791	11 954
724	Barber shops -----	210	15 066	5 915	1 442	503
725	Shoe repair shops and shoeshine parlors -----	61	4 589	956	267	105
726	Funeral service and crematories -----	350	164 509	38 859	8 877	1 414

Table 7a. Summary Statistics for Firms Subject to Federal Income Tax for Metropolitan Areas: 1992 — Con.

[Includes only establishments with payroll. For meaning of abbreviations and symbols, see introductory text. For explanation of terms and comparability of 1987 and 1992 censuses, see appendix A. For definitions of CMSA's, MSA's, and PMSA's, see appendix D]

SIC code	Geographic area and kind of business or operation	Establishments (number)	Receipts (\$1,000)	Annual payroll (\$1,000)	First-quarter payroll (\$1,000)	Paid employees for pay period including March 12 (number)
PHILADELPHIA—WILMINGTON—ATLANTIC CITY, PA—NJ—DE—MD CMSA—Con.						
72	Personal services—Con.					
729	Miscellaneous personal services	471	137 788	42 113	11 236	5 490
7291	Tax return preparation services	92	19 957	9 915	3 948	2 697
7299	Miscellaneous personal services, n.e.c.	379	117 831	32 198	7 288	2 793
7299 pt.	Massage parlors, tanning salons, and saunas	76	(D)	(D)	(D)	EE
7299 pt.	Other personal services	303	(D)	(D)	(D)	HH
7299 pt.	Diet and weight reducing services	82	(D)	(D)	(D)	GG
7299 pt.	Formal wear rental	62	(D)	(D)	(D)	EE
7299 pt.	Other personal services, n.e.c.	159	(D)	(D)	(D)	FF
73	Business services	7 869	7 748 078	3 119 336	743 761	150 612
731	Advertising	537	506 984	184 447	43 306	5 374
7311	Advertising agencies	401	(D)	(D)	(D)	HH
7312	Outdoor advertising services	28	(D)	(D)	(D)	EE
7313	Radio, television, publishers' advertising representatives	58	(D)	(D)	(D)	FF
7313 pt.	Radio, television advertising representatives	22	38 655	13 443	3 152	361
7313 pt.	Publishers' advertising representatives	36	(D)	(D)	(D)	FF
7319	Advertising, n.e.c.	50	(D)	(D)	(D)	GG
732	Consumer credit reporting agencies, mercantile reporting agencies, and adjustment and collection agencies	189	245 177	82 483	19 358	3 725
7322	Adjustment and collection services	148	(D)	(D)	(D)	HH
7323	Credit reporting services	41	(D)	(D)	(D)	GG
733	Mailing, reproduction, commercial art and photography, and stenographic services	762	615 356	174 805	39 173	6 991
7331	Direct mail advertising services	136	(D)	(D)	(D)	HH
7331 pt.	Mailing list compilers, brokers, and managers	30	(D)	(D)	(D)	EE
7331 pt.	Direct mail advertising services, except mailing list services	106	279 889	74 459	17 196	3 133
7334	Photocopying and duplicating services	110	(D)	(D)	(D)	GG
7334 pt.	Blueprinting and photocopying services	103	94 520	28 807	6 653	1 321
7334 pt.	Duplicating services, except printing and photocopying	7	(D)	(D)	(D)	BB
7335, 6	Commercial photography, art, and graphics	386	146 627	41 718	9 024	1 372
7335	Commercial photography	91	27 413	7 543	1 667	330
7336	Commercial art and graphic design	295	119 214	34 175	7 357	1 042
7336 pt.	Commercial art	56	(D)	(D)	(D)	CC
7336 pt.	Graphic arts and related design	239	(D)	(D)	(D)	FF
7338	Secretarial and court reporting services	130	(D)	(D)	(D)	FF
734	Services to dwellings and other buildings	1 539	681 839	354 474	84 893	31 396
7342	Disinfecting and pest control services	246	87 715	34 427	7 641	1 635
7349	Building cleaning and maintenance services, n.e.c.	1 293	594 124	320 047	77 252	29 761
735	Miscellaneous equipment rental and leasing	516	563 643	164 727	38 429	5 604
7352	Medical equipment rental and leasing	69	198 969	69 882	16 315	2 002
7353	Heavy construction equipment rental and leasing	86	(D)	(D)	(D)	FF
7353 pt.	Rental and leasing of heavy construction equipment without operators	52	(D)	(D)	(D)	FF
7353 pt.	Rental and leasing of heavy construction equipment with operators	34	(D)	(D)	(D)	EE
7359	Equipment rental and leasing, n.e.c.	361	(D)	(D)	(D)	HH
7359 pt.	Equipment rental	297	195 231	53 709	12 213	2 106
7359 pt.	Rent-to-own	62	36 573	6 434	1 432	328
7359 pt.	Equipment rental, except rent-to-own	235	158 658	47 275	10 781	1 778
7359 pt.	Equipment leasing, except finance leasing	64	(D)	(D)	(D)	FF
736	Personnel supply services	829	915 714	606 220	146 975	35 070
7361	Employment agencies	359	130 571	64 277	14 181	2 992
7363	Help supply services	470	785 143	541 943	132 794	32 078
7363 pt.	Temporary help supply	399	(D)	(D)	(D)	KK
7363 pt.	Help supply, except temporary	71	(D)	(D)	(D)	HH
7363 pt.	Employee leasing	36	(D)	(D)	(D)	GG
7363 pt.	Other help supply services	35	84 319	62 131	23 870	1 225
737	Computer programming, data processing, and other computer related services	1 709	2 796 178	996 823	240 745	25 696
7371, 2, 3	Computer programming, prepackaged software, and integrated systems	990	1 227 162	479 288	114 181	10 629
7371	Computer programming services	669	(D)	(D)	(D)	II
7372	Prepackaged software	177	(D)	(D)	(D)	GG
7373	Computer integrated systems	144	(D)	(D)	(D)	GG
7374, 5, 6	Data processing services	273	(D)	(D)	(D)	II
7374, 5	Computer processing, information retrieval	253	(D)	(D)	(D)	II
7374	Computer processing and data preparation and processing services	218	(D)	(D)	(D)	II
7375	Information retrieval services	35	(D)	(D)	(D)	FF
7376	Computer facilities management services	20	(D)	(D)	(D)	GG
7377, 8, 9	Computer rental and leasing, maintenance, and related services, n.e.c.	446	(D)	(D)	(D)	II
7377	Computer rental and leasing	28	(D)	(D)	(D)	CC
7378	Computer maintenance and repair	128	(D)	(D)	(D)	HH
7379	Computer related services, n.e.c.	290	(D)	(D)	(D)	GG
7379 pt.	Computer consultants	234	(D)	(D)	(D)	GG
7379 pt.	Miscellaneous computer services, n.e.c.	56	(D)	(D)	(D)	GG
738	Miscellaneous business services	1 788	1 423 187	555 357	130 882	36 756
7381, 2	Detective agencies and protective services	336	(D)	(D)	(D)	JJ
7381	Detective, guard, and armored car services	249	238 424	156 820	38 240	12 585
7381 pt.	Detective agencies and guard services	243	(D)	(D)	(D)	JJ
7381 pt.	Armored car services	6	(D)	(D)	(D)	FF
7382	Security systems services	87	(D)	(D)	(D)	GG
7383	News syndicates	14	(D)	(D)	(D)	CC
7384	Photofinishing laboratories*	191	(D)	(D)	(D)	GG
7384 pt.	Photofinishing laboratories, except "one-hour" (mini) labs*	112	(D)	(D)	(D)	GG
7384 pt.	One-hour (mini) photofinishing*	79	(D)	(D)	(D)	EE

Table 7a. Summary Statistics for Firms Subject to Federal Income Tax for Metropolitan Areas: 1992—Con.

[Includes only establishments with payroll. For meaning of abbreviations and symbols, see introductory text. For explanation of terms and comparability of 1987 and 1992 censuses, see appendix A. For definitions of CMSA's, MSA's, and PMSA's, see appendix D]

SIC code	Geographic area and kind of business or operation	Establishments (number)	Receipts (\$1,000)	Annual payroll (\$1,000)	First-quarter payroll (\$1,000)	Paid employees for pay period including March 12 (number)
PHILADELPHIA-WILMINGTON-ATLANTIC CITY, PA-NJ-DE-MD CMSA—Con.						
73	Business services—Con.					
738	Miscellaneous business services—Con.					
7389	Business services, n.e.c. -----	1 247	(D)	(D)	(D)	JJ
7389 pt.	Sign painting shops -----	52	8 497	2 671	642	154
7389 pt.	Interior designing -----	151	57 548	15 471	3 569	576
7389 pt.	Telephone answering services -----	68	32 268	15 575	3 488	1 426
7389 pt.	Other business services -----	976	(D)	(D)	(D)	JJ
7389 pt.	Water softening and conditioning services -----	31	14 621	3 955	951	190
7389 pt.	Packaging and labeling services -----	57	(D)	(D)	(D)	GG
7389 pt.	Trading stamp services -----	3	(D)	(D)	(D)	AA
7389 pt.	Miscellaneous business services -----	885	(D)	(D)	(D)	JJ
7389 pt.	Convention and trade show services -----	62	(D)	(D)	(D)	GG
7389 pt.	Private mail centers -----	34	(D)	(D)	(D)	CC
7389 pt.	Miscellaneous business services, n.e.c. -----	789	(D)	(D)	(D)	JJ
75	Automotive repair, services, and parking -----	4 002	2 024 957	420 687	104 364	21 820
751	Automotive rental and leasing, without drivers -----	235	(D)	(D)	(D)	HH
7513	Truck rental and leasing, without drivers -----	106	280 899	43 640	10 448	1 569
7513 pt.	Truck rental, without drivers -----	64	(D)	(D)	(D)	GG
7513 pt.	Truck leasing, except finance leasing -----	42	(D)	(D)	(D)	EE
7514, 5	Passenger car rental and leasing -----	122	500 433	51 206	14 129	2 591
7514	Passenger car rental -----	98	(D)	(D)	(D)	GG
7515	Passenger car leasing -----	24	(D)	(D)	(D)	FF
7519	Utility trailer and recreational vehicle rental -----	7	(D)	(D)	(D)	BB
752	Automobile parking -----	235	(D)	(D)	(D)	GG
7521 pt.	Parking lots -----	184	(D)	(D)	(D)	GG
7521 pt.	Parking structures -----	51	(D)	(D)	(D)	GG
753	Automotive repair shops -----	3 088	987 847	265 472	65 439	12 413
7532	Top, body, and upholstery repair shops and paint shops -----	896	357 377	104 934	26 300	4 643
7532 pt.	Top and body repair shops -----	844	(D)	(D)	(D)	HH
7532 pt.	Paint shops -----	52	(D)	(D)	(D)	CC
7538	General automotive repair shops -----	1 641	441 713	110 013	26 951	5 438
7538 pt.	General automotive repair shops, except diesel -----	1 500	388 434	95 967	23 417	4 756
7538 pt.	Diesel repair shops -----	141	53 279	14 046	3 534	682
7533, 4, 6, 7, 9	Other automotive repair shops -----	551	188 757	50 525	12 188	2 332
7533	Automotive exhaust system repair shops -----	104	38 637	10 529	2 531	454
7534	Tire retreading and repair shops -----	35	(D)	(D)	(D)	EE
7536	Automotive glass replacement shops -----	91	(D)	(D)	(D)	EE
7537	Automotive transmission repair shops -----	150	38 403	11 492	2 681	527
7539	Automotive repair shops, n.e.c. -----	171	(D)	(D)	(D)	FF
7539 pt.	Radiator repair -----	37	(D)	(D)	(D)	CC
7539 pt.	Brake, front end, and wheel alignment -----	69	22 189	5 985	1 495	310
7539 pt.	Automotive electrical and fuel system services -----	50	14 720	4 163	1 054	221
7539 pt.	Carburetor repair shops -----	18	(D)	(D)	(D)	BB
7539 pt.	Automotive electrical repair shops -----	32	(D)	(D)	(D)	CC
7539 pt.	Other automotive repair shops, n.e.c. -----	15	(D)	(D)	(D)	BB
754	Automotive services, except repair -----	444	(D)	(D)	(D)	HH
7542	Carwashes -----	238	(D)	(D)	(D)	GG
7549	Automotive services, except repair and carwashes -----	206	(D)	(D)	(D)	GG
7549 pt.	Lubrication shops -----	83	(D)	(D)	(D)	FF
7549 pt.	Other automotive services -----	123	29 564	8 167	1 956	476
7549 pt.	Towing services -----	88	17 780	5 025	1 217	307
7549 pt.	Other automotive services, n.e.c. -----	35	11 784	3 142	739	169
76	Miscellaneous repair services -----	1 478	767 256	254 644	60 925	9 726
762	Electrical repair shops -----	483	317 238	123 010	29 034	4 529
7622	Radio and television repair shops -----	149	58 728	21 336	5 202	926
7623, 9	Other electrical and electronic repair shops -----	334	258 510	101 674	23 832	3 603
7623	Refrigeration and air-conditioning service and repair shops -----	93	(D)	(D)	(D)	FF
7629	Electrical and electronic repair shops, n.e.c. -----	241	(D)	(D)	(D)	HH
763	Watch, clock, and jewelry repair -----	40	6 969	2 177	528	120
764	Reupholstery and furniture repair -----	135	20 014	5 316	1 196	327
769	Miscellaneous repair and related services -----	820	423 035	124 141	30 167	4 750
7692	Welding repair -----	80	22 977	5 831	1 316	270
7694	Armature rewinding shops -----	50	(D)	(D)	(D)	FF
7699	Repair shops and related services, n.e.c. -----	690	(D)	(D)	(D)	HH
7699 pt.	Farm machinery and equipment repair -----	11	(D)	(D)	(D)	BB
7699 pt.	Lawnmower and other small gasoline engine repair -----	36	(D)	(D)	(D)	CC
7699 pt.	Sewer and septic tank cleaning services -----	65	51 304	15 813	4 009	568
7699 pt.	Other repair and related services, n.e.c. -----	578	289 720	86 037	20 925	3 243
78, 79, 84	Amusement and recreation services, including motion pictures and museums -----	2 350	1 360 208	413 404	87 768	23 341
781, 2	Motion picture production, distribution, and services -----	180	(D)	(D)	(D)	GG
7812 pt.	Motion picture production, except for television -----	84	(D)	(D)	(D)	EE
7812 pt.	Motion picture and tape production for television -----	33	35 469	13 494	2 810	272
7819	Services allied to motion picture production -----	39	(D)	(D)	(D)	EE
7822 pt.	Motion picture film and tape distributors -----	21	(D)	(D)	(D)	CC
7822 pt.	Motion picture film exchanges -----	13	(D)	(D)	(D)	BB
7822 pt.	Video tape wholesalers -----	8	(D)	(D)	(D)	BB
7822 pt.	Film and tape distribution for television -----	—	(D)	(D)	(D)	—
7829	Services allied to motion picture distribution -----	3	(D)	(D)	(D)	AA
783	Motion picture theaters -----	112	(D)	(D)	(D)	GG
7832	Motion picture theaters, except drive-in -----	112	(D)	(D)	(D)	GG
7833	Drive-in motion picture theaters -----	—	(D)	(D)	(D)	—
784	Video tape rental -----	522	(D)	(D)	(D)	HH

Table 7a. Summary Statistics for Firms Subject to Federal Income Tax for Metropolitan Areas: 1992—Con.

[Includes only establishments with payroll. For meaning of abbreviations and symbols, see introductory text. For explanation of terms and comparability of 1987 and 1992 censuses, see appendix A. For definitions of CMSA's, MSA's, and PMSA's, see appendix D]

SIC code	Geographic area and kind of business or operation	Establishments (number)	Receipts (\$1,000)	Annual payroll (\$1,000)	First-quarter payroll (\$1,000)	Paid employees for pay period including March 12 (number)
PHILADELPHIA—WILMINGTON—ATLANTIC CITY, PA—NJ—DE—MD CMSA—Con.						
78, 79, 84	Amusement and recreation services, including motion pictures and museums—Con.					
792	Theatrical producers (except motion picture), bands, orchestras, and entertainers	170	(D)	(D)	(D)	GG
7922	Theatrical producers (except motion picture) and miscellaneous theatrical services	83	(D)	(D)	(D)	GG
7922 pt.	Producers of live theatrical productions	27	(D)	(D)	(D)	EE
7922 pt.	Producers of radio and television shows, except tape producers	2	(D)	(D)	(D)	BB
7922 pt.	Artists' and entertainers' managers or agents, concert bureaus, booking agents	26	32 565	2 482	570	185
7922 pt.	Other theatrical services	28	(D)	(D)	(D)	EE
7929	Bands, orchestras, actors, and other entertainers and entertainment groups	87	(D)	(D)	(D)	EE
7929 pt.	Dance groups and artists	3	(D)	(D)	(D)	AA
7929 pt.	Symphony orchestras, opera companies, and chamber music organizations	2	(D)	(D)	(D)	AA
7929 pt.	Other music and entertainment presentations	82	(D)	(D)	(D)	EE
7929 pt.	Other music groups and artists	38	19 348	7 155	1 563	355
7929 pt.	Other entertainers and entertainment groups	44	(D)	(D)	(D)	BB
793	Bowling centers	91	(D)	(D)	(D)	GG
79 ex. 792, 3; 84	Commercial sports and other amusement and recreation services, including museums	1 275	741 970	292 107	60 138	13 551
794	Commercial sports	83	(D)	(D)	(D)	HH
7941	Professional sports clubs, managers, promoters	16	(D)	(D)	(D)	FF
7941 pt.	Baseball clubs	1	(D)	(D)	(D)	CC
7941 pt.	Football clubs	1	(D)	(D)	(D)	BB
7941 pt.	Other professional sports clubs	4	(D)	(D)	(D)	EE
7941 pt.	Managers and promoters	10	(D)	(D)	(D)	AA
7948	Racing, including track operation	67	(D)	(D)	(D)	HH
7948 pt.	Auto racetrack operation	5	(D)	(D)	(D)	AA
7948 pt.	Horse racetrack operation	4	(D)	(D)	(D)	GG
7948 pt.	Dog racetrack operation	—	—	—	—	—
7948 pt.	Racing stables and racing, n.e.c.	58	(D)	(D)	(D)	EE
79 ex. 792, 3, 4; 84	Other amusement and recreation services, including museums	1 192	(D)	(D)	(D)	JJ
791	Dance studios, schools, and halls	105	(D)	(D)	(D)	EE
7991	Physical fitness facilities	240	103 859	28 772	6 948	3 055
7991 pt.	Physical fitness centers, except gymnasiums and athletic clubs	193	(D)	(D)	(D)	GG
7991 pt.	Gymnasiums and athletic clubs	47	(D)	(D)	(D)	FF
7992	Public golf courses	55	(D)	(D)	(D)	FF
7993	Coin-operated amusement devices	121	(D)	(D)	(D)	FF
7996	Amusement parks	23	39 629	10 634	947	563
7997	Membership sports and recreation clubs	173	(D)	(D)	(D)	HH
7999, 84	Amusement and recreation services, including museums, n.e.c.	475	(D)	(D)	(D)	HH
7999 pt.	Concession operators of amusement devices and rides	35	(D)	(D)	(D)	BB
7999 pt.	Carnivals, circuses, and fairs	5	(D)	(D)	(D)	BB
7999 pt.	Carnivals and circuses	5	(D)	(D)	(D)	BB
7999 pt.	Fairs	—	—	—	—	—
7999 pt., 84	Other recreation and amusements, including museums	435	(D)	(D)	(D)	GG
84	Museums, art galleries, and botanical and zoological gardens	2	(D)	(D)	(D)	AA
841	Museums and art galleries	2	(D)	(D)	(D)	AA
842	Arboreta and botanical or zoological gardens	—	—	—	—	—
7999 pt.	Roller skating rinks	28	(D)	(D)	(D)	EE
7999 pt.	Ice skating rinks	10	(D)	(D)	(D)	CC
7999 pt.	Other amusement and recreation services, n.e.c.	395	(D)	(D)	(D)	GG
80	Health services	11 596	7 306 532	3 255 620	690 688	99 845
801	Offices and clinics of doctors of medicine	5 057	3 451 088	1 734 324	347 746	33 323
8011 pt.	Offices of doctors of medicine	4 977	3 268 012	1 656 863	331 079	31 358
8011 pt.	General medical clinics	80	183 076	77 461	16 667	1 965
802	Offices and clinics of dentists	2 567	931 610	356 665	78 390	14 359
8021 pt.	Offices of dentists	2 555	(D)	(D)	(D)	JJ
8021 pt.	Dental clinics	12	(D)	(D)	(D)	BB
803	Offices and clinics of doctors of osteopathy	833	(D)	(D)	(D)	II
8031 pt.	Offices of osteopathic physicians	819	(D)	(D)	(D)	II
8031 pt.	Osteopathic clinics	14	8 113	4 220	775	103
804	Offices and clinics of other health practitioners	1 885	542 997	187 250	40 398	7 993
8041	Offices and clinics of chiropractors	584	137 535	41 398	9 295	2 021
8042	Offices and clinics of optometrists	387	102 529	28 585	6 329	1 444
8043	Offices and clinics of podiatrists	351	72 263	21 055	5 003	1 169
8049	Offices and clinics of health practitioners, n.e.c.	563	230 670	96 212	19 771	3 359
805	Nursing and personal care facilities	213	741 977	318 859	75 898	18 597
8051	Skilled nursing care facilities	153	(D)	(D)	(D)	JJ
8052	Intermediate care facilities	39	(D)	(D)	(D)	FF
8059	Nursing and personal care facilities, n.e.c.	21	(D)	(D)	(D)	FF
806	Hospitals	15	(D)	(D)	(D)	GG
8062	General medical and surgical hospitals	—	—	—	—	—
8063, 9	Specialty hospitals	15	(D)	(D)	(D)	GG
8063	Psychiatric hospitals	9	(D)	(D)	(D)	GG
8069	Specialty hospitals, except psychiatric	6	(D)	(D)	(D)	EE

Table 7a. Summary Statistics for Firms Subject to Federal Income Tax for Metropolitan Areas: 1992—Con.

[Includes only establishments with payroll. For meaning of abbreviations and symbols, see introductory text. For explanation of terms and comparability of 1987 and 1992 censuses, see appendix A. For definitions of CMSA's, MSA's, and PMSA's, see appendix D]

SIC code	Geographic area and kind of business or operation	Establishments (number)	Receipts (\$1,000)	Annual payroll (\$1,000)	First-quarter payroll (\$1,000)	Paid employees for pay period including March 12 (number)
PHILADELPHIA—WILMINGTON—ATLANTIC CITY, PA—NJ—DE—MD CMSA—Con.						
80	Health services—Con.					
807, 8, 9	Other health services	1 026	(D)	(D)	(D)	JJ
807	Medical and dental laboratories	455	(D)	(D)	(D)	II
8071	Medical laboratories	296	(D)	(D)	(D)	HH
8072	Dental laboratories	159	(D)	(D)	(D)	FF
808	Home health care services	181	(D)	(D)	(D)	II
809	Miscellaneous health and allied services, n.e.c.	390	(D)	(D)	(D)	HH
8092	Kidney dialysis centers	37	(D)	(D)	(D)	FF
8093	Specialty outpatient facilities, n.e.c.	243	(D)	(D)	(D)	HH
8099	Health and allied services, n.e.c.	110	(D)	(D)	(D)	FF
81	Legal services	3 836	3 431 902	1 409 768	302 179	32 975
823, 4, 9	Selected educational services	331	(D)	(D)	(D)	HH
823	Libraries	2	(D)	(D)	(D)	AA
824	Vocational schools	108	(D)	(D)	(D)	GG
8243	Data processing schools	35	(D)	(D)	(D)	EE
8244	Business and secretarial schools	15	(D)	(D)	(D)	EE
8249	Vocational schools, n.e.c.	58	(D)	(D)	(D)	GG
829	Schools and educational services, n.e.c.	221	(D)	(D)	(D)	HH
83	Social services	1 165	403 739	178 097	41 934	13 973
835	Child day care services	792	(D)	(D)	(D)	II
832, 3, 6, 9	Other social services	373	(D)	(D)	(D)	II
832	Individual and family social services	116	(D)	(D)	(D)	GG
833	Job training and vocational rehabilitation services ..	62	(D)	(D)	(D)	GG
836	Residential care	162	(D)	(D)	(D)	HH
839	Social services, n.e.c.	33	(D)	(D)	(D)	CC
87 ex. 8733	Engineering, accounting, research, management, and related services (except noncommercial research organizations) ..	5 710	6 643 383	2 511 515	595 031	71 077
871	Engineering, architectural, and surveying services ..	1 649	2 965 790	1 033 789	245 571	26 857
8711	Engineering services	1 141	2 549 236	845 971	204 671	21 737
8712	Architectural services	391	371 022	165 525	35 816	4 316
8713	Surveying services	117	45 542	22 293	5 084	804
872	Accounting, auditing, and bookkeeping services ..	1 614	(D)	(D)	(D)	JJ
873 ex. 8733	Research, development, and testing services (except noncommercial research organizations) ..	366	(D)	(D)	(D)	II
8731	Commercial physical and biological research	89	(D)	(D)	(D)	HH
8731 pt.	Commercial physical research	48	(D)	(D)	(D)	FF
8731 pt.	Commercial medical and biological research	41	263 720	105 433	27 667	1 964
8732	Commercial economic, sociological, and educational research ..	168	304 405	135 184	34 257	5 492
8734	Testing laboratories	109	(D)	(D)	(D)	GG
874	Management and public relations services	2 081	1 993 073	780 075	179 644	21 533
8741	Management services	598	1 156 856	411 004	95 915	12 482
8742	Management consulting services	1 028	631 675	286 580	66 352	6 665
8743	Public relations services	91	(D)	(D)	(D)	EE
8744	Facilities support management services	23	(D)	(D)	(D)	FF
8748	Business consulting services, n.e.c.	341	(D)	(D)	(D)	GG
89	Services, n.e.c.	443	(D)	(D)	(D)	HH
8999 pt.	Scientific and related consulting services, except environmental ..	114	(D)	(D)	(D)	FF
8999 pt.	Other services	329	(D)	(D)	(D)	GG
8999 pt.	Environmental consulting	158	(D)	(D)	(D)	GG
8999 pt.	Authors, composers, and other arts-related services ..	51	(D)	(D)	(D)	CC
8999 pt.	Other services, n.e.c.	120	(D)	(D)	(D)	EE
Atlantic—Cape May, NJ PMSA						
Total		2 906	5 033 865	1 500 826	348 731	62 415
(See appropriate State for SIC detail.)						
Philadelphia, PA—NJ PMSA						
Total		36 931	28 280 920	10 795 490	2 470 306	410 955
70 ex. 704	Hotels, rooming houses, camps, and other lodging places (except membership lodging)	381	647 567	184 381	43 226	13 803
7011	Hotels and motels	302	616 547	177 414	42 118	13 250
7011 pt.	Hotels	159	533 272	155 914	37 254	11 469
7011 pt.	Hotels, 25 guestrooms or more	135	527 034	154 384	36 910	11 321
7011 pt.	Hotels, less than 25 guestrooms	24	6 238	1 530	344	148
7011 pt.	Motels, motor hotels, and tourist courts	143	83 275	21 500	4 864	1 781
7011 pt.	Motels, tourist courts	111	46 624	11 357	2 487	926
7011 pt.	Motor hotels	32	36 651	10 143	2 377	855
702, 3	Other lodging places	79	31 020	6 967	1 108	553
702	Rooming and boarding houses	29	9 492	2 822	695	253
703	Camps and recreational vehicle parks	50	21 528	4 145	413	300
7032	Sporting and recreational camps	24	13 231	3 204	292	239
7033	Recreational vehicle parks and campsites	26	8 297	941	121	61

Table 7a. Summary Statistics for Firms Subject to Federal Income Tax for Metropolitan Areas: 1992—Con.

[Includes only establishments with payroll. For meaning of abbreviations and symbols, see introductory text. For explanation of terms and comparability of 1987 and 1992 censuses, see appendix A. For definitions of CMSA's, MSA's, and PMSA's, see appendix D]

SIC code	Geographic area and kind of business or operation	Establishments (number)	Receipts (\$1,000)	Annual payroll (\$1,000)	First-quarter payroll (\$1,000)	Paid employees for pay period including March 12 (number)
PHILADELPHIA—WILMINGTON—ATLANTIC CITY, PA—NJ—DE—MD CMSA—Con.						
Philadelphia, PA—NJ PMSA—Con.						
72	Personal services -----	4 046	895 560	291 226	70 483	23 924
721	Laundry, cleaning, and garment services -----	987	309 085	96 032	24 023	6 774
7211	Power laundries, family and commercial* -----	19	12 362	4 973	1 201	323
7213	Linen supply* -----	26	27 272	10 748	2 867	604
7215	Coin-operated laundries and drycleaning -----	205	50 133	9 713	2 373	842
7215 pt.	Coin-operated laundries and drycleaning stores -----	194	24 387	4 939	1 306	663
7215 pt.	Coin-operated laundry routes -----	11	25 746	4 774	1 067	179
7216	Drycleaning plants, except rug cleaning* -----	492	96 040	31 350	7 589	2 719
7217	Carpet and upholstery cleaning -----	105	22 547	7 241	1 656	596
7218	Industrial launderers* -----	27	84 089	27 600	7 150	1 321
7212, 9	Other laundry, cleaning, and garment services* -----	113	16 642	4 407	1 187	369
7212	Garment pressing, and agents for laundries and drycleaners -----	53	6 388	1 430	432	133
7219	Laundry and garment services, n.e.c.* -----	60	10 254	2 977	755	236
722	Photographic studios, portrait -----	214	72 482	19 738	4 175	1 195
723, 4	Beauty and barber shops -----	2 128	255 232	107 049	25 382	10 204
723	Beauty shops -----	1 942	241 327	101 546	24 042	9 746
724	Barber shops -----	186	13 905	5 503	1 340	458
725	Shoe repair shops and shoeshine parlors -----	53	3 824	704	202	86
726	Funeral service and crematories -----	278	135 092	31 165	7 120	1 111
729	Miscellaneous personal services -----	386	119 845	36 538	9 581	4 554
7291	Tax return preparation services -----	63	15 100	7 539	2 996	2 072
7299	Miscellaneous personal services, n.e.c. -----	323	104 745	28 999	6 585	2 482
7299 pt.	Massage parlors, tanning salons, and saunas -----	67	6 208	1 891	460	226
7299 pt.	Other personal services -----	256	98 537	27 108	6 125	2 256
7299 pt.	Diet and weight reducing services -----	66	49 311	12 598	2 908	1 231
7299 pt.	Formal wear rental -----	49	13 417	2 956	651	230
7299 pt.	Other personal services, n.e.c. -----	141	35 809	11 554	2 566	795
73	Business services -----	6 622	6 894 440	2 766 327	659 689	130 654
731	Advertising -----	452	449 962	166 942	39 209	4 827
7311	Advertising agencies -----	334	274 842	112 515	26 830	2 789
7312	Outdoor advertising services -----	20	31 671	9 928	2 043	194
7313	Radio, television, publishers' advertising representatives -----	56	89 296	28 477	6 435	766
7313 pt.	Radio, television advertising representatives -----	22	38 655	13 443	3 152	361
7313 pt.	Publishers' advertising representatives -----	34	50 641	15 034	3 283	405
7319	Advertising, n.e.c. -----	42	54 153	16 022	3 901	1 078
732	Consumer credit reporting agencies, mercantile reporting agencies, and adjustment and collection agencies -----	149	196 477	69 059	16 043	3 200
7322	Adjustment and collection services -----	115	116 573	48 944	11 244	2 186
7323	Credit reporting services -----	34	79 904	20 115	4 799	1 014
733	Mailing, reproduction, commercial art and photography, and stenographic services -----	643	535 052	153 587	34 320	6 111
7331	Direct mail advertising services -----	116	264 620	75 689	16 919	2 993
7331 pt.	Mailing list compilers, brokers, and managers -----	27	32 007	10 970	1 952	298
7331 pt.	Direct mail advertising services, except mailing list services -----	89	232 613	64 719	14 967	2 695
7334	Photocopying and duplicating services -----	91	87 477	26 725	6 259	1 216
7334 pt.	Blueprinting and photocopying services -----	85	86 112	26 161	6 139	1 171
7334 pt.	Duplicating services, except printing and photocopying -----	6	1 365	564	120	45
7335, 6	Commercial photography, art, and graphics -----	324	127 971	35 737	7 563	1 162
7335	Commercial photography -----	76	24 497	6 737	1 484	297
7336	Commercial art and graphic design -----	248	103 474	29 000	6 079	865
7336 pt.	Commercial art -----	48	19 349	6 099	1 383	159
7336 pt.	Graphic arts and related design -----	200	84 125	22 901	4 696	706
7338	Secretarial and court reporting services -----	112	54 984	15 436	3 579	740
734	Services to dwellings and other buildings -----	1 267	604 554	314 685	74 803	26 995
7342	Disinfecting and pest control services -----	197	68 570	27 036	6 000	1 240
7349	Building cleaning and maintenance services, n.e.c. -----	1 070	535 984	287 649	68 803	25 755
735	Miscellaneous equipment rental and leasing -----	397	483 618	146 756	34 266	4 870
7352	Medical equipment rental and leasing -----	62	191 084	68 299	15 979	1 944
7353	Heavy construction equipment rental and leasing -----	72	65 887	20 494	4 940	703
7353 pt.	Rental and leasing of heavy construction equipment without operators -----	45	48 682	14 369	3 489	500
7353 pt.	Rental and leasing of heavy construction equipment with operators -----	27	17 205	6 125	1 451	203
7359	Equipment rental and leasing, n.e.c. -----	263	226 647	57 963	13 347	2 223
7359 pt.	Equipment rental -----	217	160 776	45 567	10 386	1 720
7359 pt.	Rent-to-own -----	41	23 590	4 178	913	203
7359 pt.	Equipment rental, except rent-to-own -----	176	137 186	41 389	9 473	1 517
7359 pt.	Equipment leasing, except finance leasing -----	46	65 871	12 396	2 961	503
736	Personnel supply services -----	727	796 628	526 563	129 022	30 549
7361	Employment agencies -----	326	123 826	60 873	13 455	2 825
7363	Help supply services -----	401	672 802	465 690	115 567	27 724
7363 pt.	Temporary help supply -----	335	542 753	369 887	84 143	25 110
7363 pt.	Help supply, except temporary -----	66	130 049	95 803	31 424	2 614
7363 pt.	Employee leasing -----	34	46 023	33 810	7 581	1 394
7363 pt.	Other help supply services -----	32	84 026	61 993	23 843	1 220

Table 7a. Summary Statistics for Firms Subject to Federal Income Tax for Metropolitan Areas: 1992—Con.

[Includes only establishments with payroll. For meaning of abbreviations and symbols, see introductory text. For explanation of terms and comparability of 1987 and 1992 censuses, see appendix A. For definitions of CMSA's, MSA's, and PMSA's, see appendix D]

SIC code	Geographic area and kind of business or operation	Establishments (number)	Receipts (\$1,000)	Annual payroll (\$1,000)	First-quarter payroll (\$1,000)	Paid employees for pay period including March 12 (number)
	PHILADELPHIA—WILMINGTON—ATLANTIC CITY, PA—NJ—DE—MD CMSA—Con.					
	Philadelphia, PA—NJ PMSA—Con.					
73	Business services—Con.					
737	Computer programming, data processing, and other computer related services	1 485	2 613 616	931 491	225 118	23 920
7371, 2, 3	Computer programming, prepackaged software, and integrated systems	861	1 098 335	430 630	102 574	9 500
7371	Computer programming services	574	514 747	263 213	61 955	5 782
7372	Prepackaged software	158	260 733	70 781	16 418	1 325
7373	Computer integrated systems	129	322 855	96 636	24 201	2 393
7374, 5, 6	Data processing services	239	917 700	290 816	74 186	9 416
7374, 5	Computer processing, information retrieval	223	(D)	(D)	(D)	II
7374	Computer processing and data preparation and processing services	194	657 184	180 588	48 024	6 564
7375	Information retrieval services	29	(D)	(D)	(D)	FF
7376	Computer facilities management services	16	(D)	(D)	(D)	GG
7377, 8, 9	Computer rental and leasing, maintenance, and related services, n.e.c.	385	597 581	210 045	48 358	5 004
7377	Computer rental and leasing	26	32 883	6 562	1 497	151
7378	Computer maintenance and repair	112	301 692	112 165	26 415	2 567
7379	Computer related services, n.e.c.	247	263 006	91 318	20 446	2 286
7379 pt.	Computer consultants	197	122 874	55 963	12 188	1 267
7379 pt.	Miscellaneous computer services, n.e.c.	50	140 132	35 355	8 258	1 019
738	Miscellaneous business services	1 502	1 214 533	457 244	106 908	30 182
7381, 2	Detective agencies and protective services	273	305 473	160 257	38 556	11 441
7381	Detective, guard, and armored car services	199	183 276	125 442	29 980	10 225
7381 pt.	Detective agencies and guard services	196	(D)	(D)	(D)	JJ
7381 pt.	Armored car services	3	(D)	(D)	(D)	CC
7382	Security systems services	74	122 197	34 815	8 576	1 216
7383	News syndicates	13	15 573	3 268	787	107
7384	Photofinishing laboratories*	154	73 780	20 054	5 302	1 228
7384 pt.	Photofinishing laboratories, except "one-hour" (mini) labs*	93	64 696	17 911	4 807	1 024
7384 pt.	One-hour (mini) photofinishing*	61	9 084	2 143	495	204
7389	Business services, n.e.c.	1 062	819 707	273 665	62 263	17 406
7389 pt.	Sign painting shops	41	6 791	2 081	492	128
7389 pt.	Interior designing	130	51 611	12 945	2 933	472
7389 pt.	Telephone answering services	58	29 354	14 112	3 179	1 319
7389 pt.	Other business services	833	731 951	244 527	55 659	15 487
7389 pt.	Water softening and conditioning services	26	(D)	(D)	(D)	CC
7389 pt.	Packaging and labeling services	49	124 083	43 792	9 763	2 206
7389 pt.	Trading stamp services	2	(D)	(D)	(D)	AA
7389 pt.	Miscellaneous business services	756	594 117	197 072	45 016	13 110
7389 pt.	Convention and trade show services	46	48 636	19 221	5 016	882
7389 pt.	Private mail centers	27	10 168	2 650	585	197
7389 pt.	Miscellaneous business services, n.e.c.	683	535 313	175 201	39 415	12 031
75	Automotive repair, services, and parking	3 382	1 819 073	365 844	90 914	18 915
751	Automotive rental and leasing, without drivers	199	767 599	92 201	23 747	3 982
7513	Truck rental and leasing, without drivers	95	275 405	42 811	10 247	1 508
7513 pt.	Truck rental, without drivers	57	216 607	29 797	7 249	1 061
7513 pt.	Truck leasing, except finance leasing	38	58 798	13 014	2 998	447
7514, 5	Passenger car rental and leasing	99	487 358	48 651	13 322	2 452
7514	Passenger car rental	79	(D)	(D)	(D)	GG
7515	Passenger car leasing	20	(D)	(D)	(D)	FF
7519	Utility trailer and recreational vehicle rental	5	4 836	739	178	22
752	Automobile parking	198	111 572	21 817	5 429	2 130
7521 pt.	Parking lots	148	50 427	9 502	2 236	1 005
7521 pt.	Parking structures	50	61 145	12 315	3 193	1 125
753	Automotive repair shops	2 613	837 332	223 344	55 165	10 419
7532	Top, body, and upholstery repair shops and paint shops	768	309 926	89 789	22 533	3 980
7532 pt.	Top and body repair shops	725	297 964	86 097	21 627	3 810
7532 pt.	Paint shops	43	11 962	3 692	906	170
7538	General automotive repair shops	1 397	371 724	91 852	22 597	4 524
7538 pt.	General automotive repair shops, except diesel	1 286	327 649	79 990	19 564	3 948
7538 pt.	Diesel repair shops	111	44 075	11 862	3 033	576
7533, 4, 6, 7, 9	Other automotive repair shops	448	155 682	41 703	10 035	1 915
7533	Automotive exhaust system repair shops	83	29 566	8 025	1 945	360
7534	Tire retreading and repair shops	29	26 480	6 465	1 458	249
7536	Automotive glass replacement shops	73	23 819	6 327	1 571	303
7537	Automotive transmission repair shops	126	32 957	9 797	2 255	443
7539	Automotive repair shops, n.e.c.	137	42 860	11 089	2 806	560
7539 pt.	Radiator repair	30	9 886	2 080	510	97
7539 pt.	Brake, front end, and wheel alignment	55	17 624	4 731	1 200	238
7539 pt.	Automotive electrical and fuel system services	40	11 411	3 395	865	185
7539 pt.	Carburetor repair shops	12	3 115	947	268	51
7539 pt.	Automotive electrical repair shops	28	8 296	2 448	597	134
7539 pt.	Other automotive repair shops, n.e.c.	12	3 939	883	231	40
754	Automotive services, except repair	372	102 570	28 482	6 573	2 384
7542	Carwashes	196	53 876	15 276	3 435	1 428
7549	Automotive services, except repair and carwashes	176	48 694	13 206	3 138	956
7549 pt.	Lubrication shops	67	22 158	5 901	1 389	533
7549 pt.	Other automotive services	109	26 536	7 305	1 749	423
7549 pt.	Towing services	80	15 390	4 262	1 035	266
7549 pt.	Other automotive services, n.e.c.	29	11 146	3 043	714	157

Table 7a. Summary Statistics for Firms Subject to Federal Income Tax for Metropolitan Areas: 1992—Con.

[Includes only establishments with payroll. For meaning of abbreviations and symbols, see introductory text. For explanation of terms and comparability of 1987 and 1992 censuses, see appendix A. For definitions of CMSA's, MSA's, and PMSA's, see appendix D]

SIC code	Geographic area and kind of business or operation	Establishments (number)	Receipts (\$1,000)	Annual payroll (\$1,000)	First-quarter payroll (\$1,000)	Paid employees for pay period including March 12 (number)
	PHILADELPHIA—WILMINGTON—ATLANTIC CITY, PA—NJ—DE—MD CMSA—Con.					
	Philadelphia, PA—NJ PMSA—Con.					
76	Miscellaneous repair services -----	1 218	649 688	215 173	51 580	8 157
762	Electrical repair shops -----	388	277 023	106 947	25 242	3 853
7622	Radio and television repair shops -----	125	53 691	19 679	4 774	828
7623, 9	Other electrical and electronic repair shops -----	263	223 332	87 268	20 468	3 025
7623	Refrigeration and air-conditioning service and repair shops -----	71	48 448	14 690	3 436	448
7629	Electrical and electronic repair shops, n.e.c. -----	192	174 884	72 578	17 032	2 577
763	Watch, clock, and jewelry repair -----	37	6 347	2 005	485	112
764	Reupholstery and furniture repair -----	113	17 328	4 691	1 064	288
769	Miscellaneous repair and related services -----	680	348 990	101 530	24 789	3 904
7692	Welding repair -----	67	21 107	5 249	1 176	233
7694	Armature rewinding shops -----	40	43 588	12 449	3 069	472
7699	Repair shops and related services, n.e.c. -----	573	284 295	83 832	20 544	3 199
7699 pt.	Farm machinery and equipment repair -----	10	1 530	299	62	18
7699 pt.	Lawnmower and other small gasoline engine repair -----	30	7 396	1 500	320	90
7699 pt.	Sewer and septic tank cleaning services -----	56	45 590	13 797	3 515	480
7699 pt.	Other repair and related services, n.e.c. -----	477	229 779	68 236	16 647	2 611
78, 79, 84	Amusement and recreation services, including motion pictures and museums -----	1 791	1 136 632	355 943	77 699	18 596
781, 2	Motion picture production, distribution, and services -----	161	157 306	36 419	7 939	1 156
7812 pt.	Motion picture production, except for television -----	72	32 458	10 979	2 534	376
7812 pt.	Motion picture and tape production for television -----	33	35 489	13 494	2 810	272
7819	Services allied to motion picture production -----	34	(D)	(D)	(D)	EE
7822 pt.	Motion picture film and tape distributors -----	19	65 734	4 111	866	154
7822 pt.	Motion picture film exchanges -----	11	(D)	(D)	(D)	BB
7822 pt.	Video tape wholesalers -----	8	(D)	(D)	(D)	BB
7822 pt.	Film and tape distribution for television -----	—	(D)	(D)	(D)	—
7829	Services allied to motion picture distribution -----	3	(D)	(D)	(D)	AA
783	Motion picture theaters -----	88	120 321	15 123	3 697	2 004
7832	Motion picture theaters, except drive-in -----	88	120 321	15 123	3 697	2 004
7833	Drive-in motion picture theaters -----	—	—	—	—	—
784	Video tape rental -----	414	120 581	22 977	4 910	2 540
792	Theatrical producers (except motion picture), bands, orchestras, and entertainers -----	128	105 109	18 191	3 894	1 023
7922	Theatrical producers (except motion picture) and miscellaneous theatrical services -----	61	82 257	10 155	2 372	798
7922 pt.	Producers of live theatrical productions -----	19	5 800	1 266	299	186
7922 pt.	Producers of radio and television shows, except tape producers -----	2	(D)	(D)	(D)	BB
7922 pt.	Artists' and entertainers' managers or agents, concert bureaus, booking agents -----	19	(D)	(D)	(D)	CC
7922 pt.	Other theatrical services -----	21	(D)	(D)	(D)	EE
7929	Bands, orchestras, actors, and other entertainers and entertainment groups -----	67	22 852	8 036	1 522	225
7929 pt.	Dance groups and artists -----	2	(D)	(D)	(D)	AA
7929 pt.	Symphony orchestras, opera companies, and chamber music organizations -----	1	(D)	(D)	(D)	AA
7929 pt.	Other music and entertainment presentations -----	64	22 653	7 991	1 512	218
7929 pt.	Other music groups and artists -----	25	14 752	4 960	1 051	145
7929 pt.	Other entertainers and entertainment groups -----	39	7 901	3 031	461	73
793	Bowling centers -----	71	37 350	10 744	2 878	1 076
79 ex. 792, 3, 84	Commercial sports and other amusement and recreation services, including museums -----	929	595 965	252 489	54 381	10 797
794	Commercial sports -----	62	199 603	141 727	32 613	2 218
7941	Professional sports clubs, managers, promoters -----	13	(D)	(D)	(D)	FF
7941 pt.	Baseball clubs -----	1	(D)	(D)	(D)	CC
7941 pt.	Football clubs -----	1	(D)	(D)	(D)	BB
7941 pt.	Other professional sports clubs -----	2	(D)	(D)	(D)	CC
7941 pt.	Managers and promoters -----	9	2 931	367	59	13
7948	Racing, including track operation -----	49	(D)	(D)	(D)	GG
7948 pt.	Auto racetrack operation -----	4	1 582	199	29	18
7948 pt.	Horse racetrack operation -----	2	(D)	(D)	(D)	GG
7948 pt.	Dog racetrack operation -----	—	—	—	—	—
7948 pt.	Racing stables and racing, n.e.c. -----	43	(D)	(D)	(D)	CC
79 ex. 792, 3, 4, 84	Other amusement and recreation services, including museums -----	867	396 362	110 762	21 768	8 579
791	Dance studios, schools, and halls -----	81	11 894	2 922	763	381
7991	Physical fitness facilities -----	189	90 890	25 381	6 173	2 665
7991 pt.	Physical fitness centers, except gymnasiums and athletic clubs -----	152	77 070	20 738	4 980	2 144
7991 pt.	Gymnasiums and athletic clubs -----	37	13 820	4 643	1 193	521
7992	Public golf courses -----	46	39 547	10 156	1 757	604
7993	Coin-operated amusement devices -----	78	32 628	6 742	1 281	380
7996	Amusement parks -----	12	23 022	5 532	506	368
7997	Membership sports and recreation clubs -----	134	82 400	28 705	5 552	2 008
7999, 84	Amusement and recreation services, including museums, n.e.c. -----	327	115 981	31 324	5 736	2 173
7999 pt.	Concession operators of amusement devices and rides -----	18	5 428	1 484	183	76
7999 pt.	Carnivals, circuses, and fairs -----	4	(D)	(D)	(D)	BB
7999 pt.	Carnivals and circuses -----	4	(D)	(D)	(D)	BB
7999 pt.	Fairs -----	—	—	—	—	—

Table 7a. Summary Statistics for Firms Subject to Federal Income Tax for Metropolitan Areas: 1992—Con.

[Includes only establishments with payroll. For meaning of abbreviations and symbols, see introductory text. For explanation of terms and comparability of 1987 and 1992 censuses, see appendix A. For definitions of CMSA's, MSA's, and PMSA's, see appendix D]

SIC code	Geographic area and kind of business or operation	Establishments (number)	Receipts (\$1,000)	Annual payroll (\$1,000)	First-quarter payroll (\$1,000)	Paid employees for pay period including March 12 (number)
	PHILADELPHIA—WILMINGTON—ATLANTIC CITY, PA—NJ—DE—MD CMSA—Con.					
	Philadelphia, PA—NJ PMSA—Con.					
78, 79, 84	Amusement and recreation services, including motion pictures and museums—Con.					
79 ex. 792, 3; 84	Commercial sports and other amusement and recreation services, including museums—Con.					
79 ex. 792, 3, 4; 84	Other amusement and recreation services, including museums—Con.					
7999, 84	Amusement and recreation services, including museums, n.e.c.—Con.					
7999 pt., 84	Other recreation and amusements, including museums -----	305	(D)	(D)	(D)	GG
84	Museums, art galleries, and botanical and zoological gardens -----	1	(D)	(D)	(D)	AA
841	Museums and art galleries -----	1	(D)	(D)	(D)	AA
842	Arboreta and botanical or zoological gardens -----	—	—	—	—	—
7999 pt.	Roller skating rinks -----	24	6 840	1 924	521	364
7999 pt.	Ice skating rinks -----	9	4 724	1 140	296	101
7999 pt.	Other amusement and recreation services, n.e.c. -----	271	(D)	(D)	(D)	GG
80	Health services -----	9 843	6 207 546	2 753 476	586 513	84 834
801	Offices and clinics of doctors of medicine -----	4 240	2 902 160	1 456 903	293 893	28 225
8011 pt.	Offices of doctors of medicine -----	4 174	2 749 431	1 393 967	280 747	26 647
8011 pt.	General medical clinics -----	66	152 729	62 936	13 146	1 578
802	Offices and clinics of dentists -----	2 216	778 424	288 878	64 142	12 078
8021 pt.	Offices of dentists -----	2 208	776 191	287 685	63 867	12 035
8021 pt.	Dental clinics -----	8	2 233	1 193	275	43
803	Offices and clinics of doctors of osteopathy -----	748	358 239	178 576	35 808	4 700
8031 pt.	Offices of osteopathic physicians -----	737	353 813	176 430	35 476	4 635
8031 pt.	Osteopathic clinics -----	11	4 426	2 146	332	65
804	Offices and clinics of other health practitioners -----	1 579	455 391	155 453	33 438	6 691
8041	Offices and clinics of chiropractors -----	487	111 612	32 011	7 173	1 665
8042	Offices and clinics of optometrists -----	326	86 426	24 125	5 363	1 224
8043	Offices and clinics of podiatrists -----	306	60 681	16 744	3 922	992
8049	Offices and clinics of health practitioners, n.e.c. -----	460	196 672	82 573	16 980	2 810
805	Nursing and personal care facilities -----	179	615 382	263 809	62 551	14 978
8051	Skilled nursing care facilities -----	125	574 984	244 358	58 009	13 842
8052	Intermediate care facilities -----	35	20 104	9 473	2 201	544
8059	Nursing and personal care facilities, n.e.c. -----	19	20 294	9 978	2 341	592
806	Hospitals -----	11	139 449	54 806	13 793	2 021
8062	General medical and surgical hospitals -----	—	—	—	—	—
8063, 9	Specialty hospitals -----	11	139 449	54 806	13 793	2 021
8063	Psychiatric hospitals -----	7	114 552	44 028	11 280	1 688
8069	Specialty hospitals, except psychiatric -----	4	24 897	10 778	2 513	333
807, 8, 9	Other health services -----	870	958 501	355 051	82 888	16 141
807	Medical and dental laboratories -----	377	402 628	121 730	28 898	4 591
8071	Medical laboratories -----	239	362 083	103 758	24 720	3 795
8072	Dental laboratories -----	138	40 545	17 972	4 178	796
808	Home health care services -----	157	214 619	95 517	22 766	7 098
809	Miscellaneous health and allied services, n.e.c. -----	336	341 254	137 804	31 224	4 452
8092	Kidney dialysis centers -----	34	65 149	21 920	5 146	793
8093	Specialty outpatient facilities, n.e.c. -----	210	221 227	101 648	23 123	3 136
8099	Health and allied services, n.e.c. -----	92	54 878	14 236	2 955	523
81	Legal services -----	3 270	3 002 557	1 215 146	261 477	28 410
823, 4, 9	Selected educational services -----	278	175 265	68 775	16 608	4 247
823	Libraries -----	1	(D)	(D)	(D)	AA
824	Vocational schools -----	90	86 538	34 005	8 188	1 863
8243	Data processing schools -----	32	19 243	7 000	1 858	372
8244	Business and secretarial schools -----	12	12 192	5 202	1 259	242
8249	Vocational schools, n.e.c. -----	46	55 103	21 803	5 071	1 249
829	Schools and educational services, n.e.c. -----	187	(D)	(D)	(D)	GG
83	Social services -----	928	345 371	151 364	35 555	11 637
835	Child day care services -----	616	117 412	55 548	13 225	6 304
832, 3, 6, 9	Other social services -----	312	227 959	95 816	22 330	5 333
832	Individual and family social services -----	96	48 585	20 825	4 496	974
833	Job training and vocational rehabilitation services -----	51	50 201	25 083	5 937	1 077
836	Residential care -----	135	120 879	47 140	11 246	3 143
839	Social services, n.e.c. -----	30	8 294	2 768	651	139

Table 7a. Summary Statistics for Firms Subject to Federal Income Tax for Metropolitan Areas: 1992—Con.

[Includes only establishments with payroll. For meaning of abbreviations and symbols, see introductory text. For explanation of terms and comparability of 1987 and 1992 censuses, see appendix A. For definitions of CMSA's, MSA's, and PMSA's, see appendix D]

SIC code	Geographic area and kind of business or operation	Establishments (number)	Receipts (\$1,000)	Annual payroll (\$1,000)	First-quarter payroll (\$1,000)	Paid employees for pay period including March 12 (number)
	PHILADELPHIA—WILMINGTON—ATLANTIC CITY, PA—NJ—DE—MD CMSA—Con.					
	Philadelphia, PA—NJ PMSA—Con.					
87 ex. 8733	Engineering, accounting, research, management, and related services (except noncommercial research organizations) -----	4 799	6 224 438	2 327 488	555 051	65 344
871	Engineering, architectural, and surveying services -----	1 356	2 793 812	962 428	230 020	24 893
8711	Engineering services -----	938	2 417 474	789 235	192 434	20 272
8712	Architectural services -----	343	341 554	155 903	33 699	4 034
8713	Surveying services -----	75	34 784	17 290	3 887	587
872	Accounting, auditing, and bookkeeping services -----	1 349	857 432	339 239	80 226	11 205
873 ex. 8733	Research, development, and testing services (except noncommercial research organizations) -----	326	714 002	304 983	77 121	9 424
8731	Commercial physical and biological research -----	82	323 239	132 072	34 362	2 619
8731 pt.	Commercial physical research -----	44	61 691	27 401	6 872	685
8731 pt.	Commercial medical and biological research -----	38	261 548	104 671	27 490	1 934
8732	Commercial economic, sociological, and educational research -----	155	301 320	134 288	34 092	5 400
8734	Testing laboratories -----	89	89 443	38 623	8 667	1 405
874	Management and public relations services -----	1 768	1 859 192	720 838	167 684	19 822
8741	Management services -----	488	1 082 111	376 445	88 321	11 431
8742	Management consulting services -----	893	592 895	269 824	62 911	6 147
8743	Public relations services -----	80	41 194	17 569	3 832	438
8744	Facilities support management services -----	21	31 254	14 172	3 253	543
8748	Business consulting services, n.e.c. -----	286	111 738	42 828	9 367	1 263
89	Services, n.e.c. -----	373	282 783	100 347	21 511	2 434
8999 pt.	Scientific and related consulting services, except environmental -----	85	44 527	23 312	4 528	451
8999 pt.	Other services -----	288	238 256	77 035	16 983	1 983
8999 pt.	Environmental consulting -----	130	201 823	64 448	14 550	1 563
8999 pt.	Authors, composers, and other arts-related services -----	44	14 576	4 887	1 168	99
8999 pt.	Other services, n.e.c. -----	114	21 857	7 700	1 265	321
	Vineland—Millville—Bridgeton, NJ PMSA					
	Total -----	774	317 717	125 211	27 670	5 782
	(See appropriate State for SIC detail.)					
	Wilmington—Newark, DE—MD PMSA					
	Total -----	4 098	2 399 303	1 004 224	222 853	44 388
	(See appropriate State for SIC detail.)					
	PITTSBURGH, PA MSA					
	Total -----	16 605	12 145 865	4 525 943	1 026 986	182 815
70 ex. 704	Hotels, rooming houses, camps, and other lodging places (except membership lodging) -----	208	409 942	119 409	27 471	10 118
7011	Hotels and motels -----	180	403 036	118 156	27 246	10 016
7011 pt.	Hotels -----	89	343 380	104 613	24 317	8 610
7011 pt.	Hotels, 25 guestrooms or more -----	72	341 406	104 298	24 245	8 549
7011 pt.	Hotels, less than 25 guestrooms -----	17	1 974	315	72	61
7011 pt.	Motels, motor hotels, and tourist courts -----	91	59 656	13 543	2 929	1 406
7011 pt.	Motels, tourist courts -----	68	33 669	6 883	1 427	628
7011 pt.	Motor hotels -----	23	25 987	6 660	1 502	778
702, 3	Other lodging places -----	28	6 906	1 253	225	102
702	Rooming and boarding houses -----	12	3 424	506	105	51
703	Camps and recreational vehicle parks -----	16	3 482	747	120	51
7032	Sporting and recreational camps -----	2	(D)	(D)	(D)	AA
7033	Recreational vehicle parks and campsites -----	14	(D)	(D)	(D)	BB
72	Personal services -----	2 181	462 145	145 127	35 136	13 065
721	Laundry, cleaning, and garment services -----	448	146 126	46 494	11 758	3 756
7211	Power laundries, family and commercial* -----	8	1 933	842	201	71
7213	Linen supply* -----	11	28 630	8 830	2 148	530
7215	Coin-operated laundries and drycleaning -----	83	15 024	3 189	704	344
7215 pt.	Coin-operated laundries and drycleaning stores -----	79	9 236	2 099	513	293
7215 pt.	Coin-operated laundry routes -----	4	5 788	1 090	191	51
7216	Drycleaning plants, except rug cleaning* -----	222	46 735	16 007	3 540	1 697
7217	Carpet and upholstery cleaning -----	56	11 127	4 067	750	320
7218	Industrial launderers* -----	12	33 934	10 571	3 825	551
7212, 9	Other laundry, cleaning, and garment services* -----	56	8 743	2 988	590	243
7212	Garment pressing, and agents for laundries and drycleaners -----	27	2 884	773	138	87
7219	Laundry and garment services, n.e.c.* -----	29	5 859	2 215	452	156
722	Photographic studios, portrait -----	112	38 641	10 959	2 469	1 049
723, 4	Beauty and barber shops -----	1 167	122 150	51 194	11 874	5 137
723	Beauty shops -----	1 090	117 008	49 139	11 392	4 927
724	Barber shops -----	77	5 142	2 055	482	210
725	Shoe repair shops and shoeshine parlors -----	22	2 123	516	127	48
726	Funeral service and crematories -----	258	95 266	20 857	4 607	1 141

Table 7a. Summary Statistics for Firms Subject to Federal Income Tax for Metropolitan Areas: 1992 — Con.

[Includes only establishments with payroll. For meaning of abbreviations and symbols, see introductory text. For explanation of terms and comparability of 1987 and 1992 censuses, see appendix A. For definitions of CMSA's, MSA's, and PMSA's, see appendix D]

SIC code	Geographic area and kind of business or operation	Establishments (number)	Receipts (\$1,000)	Annual payroll (\$1,000)	First-quarter payroll (\$1,000)	Paid employees for pay period including March 12 (number)
PITTSBURGH, PA MSA — Con.						
72	Personal services — Con.					
729	Miscellaneous personal services	174	57 839	15 107	4 301	1 934
7291	Tax return preparation services	43	8 617	4 625	1 771	1 120
7299	Miscellaneous personal services, n.e.c.	131	49 222	10 482	2 530	814
7299 pt.	Massage parlors, tanning salons, and saunas	27	2 404	684	142	74
7299 pt.	Other personal services	104	46 818	9 798	2 388	740
7299 pt.	Diet and weight reducing services	37	26 073	4 202	1 155	262
7299 pt.	Formal wear rental	19	3 804	937	179	84
7299 pt.	Other personal services, n.e.c.	48	16 941	4 659	1 054	394
73	Business services	2 577	2 233 269	890 581	209 444	50 558
731	Advertising	155	141 546	51 072	12 330	2 269
7311	Advertising agencies	126	102 716	41 234	9 632	1 252
7312	Outdoor advertising services	8	10 195	1 936	517	80
7313	Radio, television, publishers' advertising representatives	11	24 047	6 300	1 829	288
7313 pt.	Radio, television advertising representatives	7	(D)	(D)	(D)	CC
7313 pt.	Publishers' advertising representatives	4	(D)	(D)	(D)	CC
7319	Advertising, n.e.c.	10	4 588	1 602	352	649
732	Consumer credit reporting agencies, mercantile reporting agencies, and adjustment and collection agencies	58	47 812	13 380	3 201	715
7322	Adjustment and collection services	49	26 293	9 641	2 281	523
7323	Credit reporting services	9	21 519	3 739	920	192
733	Mailing, reproduction, commercial art and photography, and stenographic services	237	188 905	54 247	12 515	2 595
7331	Direct mail advertising services	31	103 512	24 049	5 431	1 315
7331 pt.	Mailing list compilers, brokers, and managers	6	2 390	478	119	30
7331 pt.	Direct mail advertising services, except mailing list services	25	101 122	23 571	5 312	1 285
7334	Photocopying and duplicating services	36	23 962	7 970	1 864	402
7334 pt.	Blueprinting and photocopying services	36	23 962	7 970	1 864	402
7334 pt.	Duplicating services, except printing and photocopying	—	—	—	—	—
7335, 6	Commercial photography, art, and graphics	129	46 246	14 610	3 528	551
7335	Commercial photography	27	5 017	1 662	421	66
7336	Commercial art and graphic design	102	41 229	12 948	3 107	485
7336 pt.	Commercial art	18	6 412	2 473	561	85
7336 pt.	Graphic arts and related design	84	34 817	10 475	2 546	400
7338	Secretarial and court reporting services	41	15 185	7 618	1 692	327
734	Services to dwellings and other buildings	466	190 351	88 582	19 523	9 337
7342	Disinfecting and pest control services	48	25 354	8 625	1 763	417
7349	Building cleaning and maintenance services, n.e.c.	418	164 997	79 957	17 760	8 920
735	Miscellaneous equipment rental and leasing	204	213 053	53 580	12 999	1 957
7352	Medical equipment rental and leasing	47	72 498	16 644	4 171	776
7353	Heavy construction equipment rental and leasing	35	40 742	12 669	3 032	378
7353 pt.	Rental and leasing of heavy construction equipment without operators	17	32 103	9 985	2 491	272
7353 pt.	Rental and leasing of heavy construction equipment with operators	18	8 639	2 684	541	106
7359	Equipment rental and leasing, n.e.c.	122	99 813	24 267	5 796	803
7359 pt.	Equipment rental	103	91 063	22 311	5 296	719
7359 pt.	Rent-to-own	25	17 719	3 390	793	143
7359 pt.	Equipment rental, except rent-to-own	78	73 344	18 921	4 503	576
7359 pt.	Equipment leasing, except finance leasing	19	8 750	1 956	500	84
736	Personnel supply services	281	272 969	189 627	43 011	13 411
7361	Employment agencies	103	29 627	16 762	3 602	1 059
7363	Help supply services	178	243 342	172 865	39 409	12 352
7363 pt.	Temporary help supply	149	217 237	152 123	34 149	11 198
7363 pt.	Help supply, except temporary	29	26 105	20 742	5 260	1 154
7363 pt.	Employee leasing	20	21 160	17 745	4 546	1 012
7363 pt.	Other help supply services	9	4 945	2 997	714	142
737	Computer programming, data processing, and other computer related services	527	756 542	264 470	63 408	7 072
7371, 2, 3	Computer programming, prepackaged software, and integrated systems	319	462 232	167 272	38 537	3 869
7371	Computer programming services	182	180 591	86 054	19 156	1 965
7372	Prepackaged software	78	147 413	44 551	10 597	982
7373	Computer integrated systems	59	134 228	36 667	8 784	922
7374, 5, 6	Data processing services	79	180 924	55 761	14 437	2 052
7374, 5	Computer processing, information retrieval	73	(D)	(D)	(D)	GG
7374	Computer processing and data preparation and processing services	65	153 904	45 208	11 710	1 683
7375	Information retrieval services	8	(D)	(D)	(D)	CC
7376	Computer facilities management services	6	(D)	(D)	(D)	CC
7377, 8, 9	Computer rental and leasing, maintenance, and related services, n.e.c.	129	113 386	41 437	10 434	1 151
7377	Computer rental and leasing	11	13 871	2 990	750	81
7378	Computer maintenance and repair	46	58 267	15 288	4 057	397
7379	Computer related services, n.e.c.	72	41 248	23 159	5 627	673
7379 pt.	Computer consultants	56	37 428	21 581	5 271	637
7379 pt.	Miscellaneous computer services, n.e.c.	16	3 820	1 578	356	36
738	Miscellaneous business services	649	422 091	175 623	42 457	13 202
7381, 2	Detective agencies and protective services	122	135 478	79 637	18 654	7 255
7381	Detective, guard, and armored car services	93	100 450	67 519	15 667	6 786
7381 pt.	Detective agencies and guard services	88	95 075	64 724	14 870	6 613
7381 pt.	Armored car services	5	5 375	2 795	797	173
7382	Security systems services	29	35 028	12 118	2 987	469
7383	News syndicates	5	3 572	752	187	27
7384	Photofinishing laboratories*	76	41 567	11 289	3 115	917
7384 pt.	Photofinishing laboratories, except "one-hour" (mini) labs*	31	33 505	9 513	2 787	747
7384 pt.	One-hour (mini) photofinishing*	45	8 062	1 776	328	170

Table 7a. Summary Statistics for Firms Subject to Federal Income Tax for Metropolitan Areas: 1992 — Con.

[Includes only establishments with payroll. For meaning of abbreviations and symbols, see introductory text. For explanation of terms and comparability of 1987 and 1992 censuses, see appendix A. For definitions of CMSA's, MSA's, and PMSA's, see appendix D]

SIC code	Geographic area and kind of business or operation	Establishments (number)	Receipts (\$1,000)	Annual payroll (\$1,000)	First-quarter payroll (\$1,000)	Paid employees for pay period including March 12 (number)
PITTSBURGH, PA MSA — Con.						
73	Business services — Con.					
738	Miscellaneous business services — Con.					
7389	Business services, n.e.c. -----	446	241 474	83 945	20 501	5 003
7389 pt.	Sign painting shops -----	14	2 173	518	139	39
7389 pt.	Interior designing -----	37	17 558	3 486	826	188
7389 pt.	Telephone answering services -----	39	8 390	4 268	1 052	423
7389 pt.	Other business services -----	356	213 353	75 673	18 484	4 353
7389 pt.	Water softening and conditioning services -----	14	6 390	2 181	501	109
7389 pt.	Packaging and labeling services -----	7	6 619	2 131	557	122
7389 pt.	Trading stamp services -----	—	—	—	—	—
7389 pt.	Miscellaneous business services -----	335	200 344	71 361	17 426	4 122
7389 pt.	Convention and trade show services -----	15	27 618	11 939	3 055	348
7389 pt.	Private mail centers -----	13	3 964	258	51	40
7389 pt.	Miscellaneous business services, n.e.c. -----	307	168 762	59 164	14 320	3 734
75	Automotive repair, services, and parking -----	1 625	643 378	126 798	31 184	7 993
751	Automotive rental and leasing, without drivers -----	94	200 000	30 568	8 853	1 665
7513	Truck rental and leasing, without drivers -----	47	106 910	16 052	5 263	648
7513 pt.	Truck rental, without drivers -----	26	65 010	7 442	1 749	312
7513 pt.	Truck leasing, except finance leasing -----	21	41 900	8 610	3 514	336
7514, 5	Passenger car rental and leasing -----	45	(D)	(D)	(D)	GG
7514	Passenger car rental -----	37	80 315	13 723	3 406	973
7515	Passenger car leasing -----	8	(D)	(D)	(D)	BB
7519	Utility trailer and recreational vehicle rental -----	2	(D)	(D)	(D)	AA
752	Automobile parking -----	103	69 657	11 507	2 627	855
7521 pt.	Parking lots -----	72	39 072	6 188	1 389	516
7521 pt.	Parking structures -----	31	30 585	5 319	1 238	339
753	Automotive repair shops -----	1 252	336 925	74 582	17 263	4 291
7532	Top, body, and upholstery repair shops and paint shops -----	346	92 810	22 912	5 369	1 253
7532 pt.	Top and body repair shops -----	332	89 069	22 018	5 204	1 213
7532 pt.	Paint shops -----	14	3 741	894	165	40
7538	General automotive repair shops -----	632	166 476	33 855	7 697	2 047
7538 pt.	General automotive repair shops, except diesel -----	566	136 645	26 756	6 187	1 686
7538 pt.	Diesel repair shops -----	66	29 831	7 099	1 510	361
7533, 4, 6, 7, 9	Other automotive repair shops -----	274	77 639	17 815	4 197	991
7533	Automotive exhaust system repair shops -----	69	20 851	4 997	1 114	286
7534	Tire retreading and repair shops -----	22	11 331	1 565	371	103
7536	Automotive glass replacement shops -----	49	17 910	4 515	1 067	188
7537	Automotive transmission repair shops -----	53	10 760	2 768	706	162
7539	Automotive repair shops, n.e.c. -----	81	16 787	3 970	939	252
7539 pt.	Radiator repair -----	21	3 014	626	167	44
7539 pt.	Brake, front end, and wheel alignment -----	26	8 022	1 939	422	101
7539 pt.	Automotive electrical and fuel system services -----	28	4 824	1 188	298	90
7539 pt.	Carburetor repair shops -----	6	1 032	209	60	21
7539 pt.	Automotive electrical repair shops -----	22	3 792	979	238	69
7539 pt.	Other automotive repair shops, n.e.c. -----	6	927	217	52	17
754	Automotive services, except repair -----	176	36 796	10 141	2 441	1 182
7542	Carwashes -----	92	16 412	4 597	1 184	723
7549	Automotive services, except repair and carwashes -----	84	20 384	5 544	1 257	459
7549 pt.	Lubrication shops -----	40	10 283	3 149	675	286
7549 pt.	Other automotive services -----	44	10 101	2 395	582	173
7549 pt.	Towing services -----	25	7 228	1 718	411	111
7549 pt.	Other automotive services, n.e.c. -----	19	2 873	677	171	62
76	Miscellaneous repair services -----	531	345 640	105 082	25 186	4 497
762	Electrical repair shops -----	153	90 538	30 433	7 538	1 407
7622	Radio and television repair shops -----	37	14 888	5 016	1 237	240
7623, 9	Other electrical and electronic repair shops -----	116	75 650	25 417	6 301	1 167
7623	Refrigeration and air-conditioning service and repair shops -----	24	17 910	3 182	882	144
7629	Electrical and electronic repair shops, n.e.c. -----	92	57 740	22 235	5 419	1 023
763	Watch, clock, and jewelry repair -----	21	3 445	999	236	81
764	Reupholstery and furniture repair -----	54	8 492	2 349	466	162
769	Miscellaneous repair and related services -----	303	243 165	71 301	16 946	2 847
7692	Welding repair -----	34	8 742	2 863	714	165
7694	Armature rewinding shops -----	20	54 291	18 023	4 388	595
7699	Repair shops and related services, n.e.c. -----	249	180 132	50 415	11 844	2 087
7699 pt.	Farm machinery and equipment repair -----	5	1 005	351	78	34
7699 pt.	Lawnmower and other small gasoline engine repair -----	16	3 098	1 093	254	44
7699 pt.	Sewer and septic tank cleaning services -----	14	13 007	3 998	952	168
7699 pt.	Other repair and related services, n.e.c. -----	214	163 022	44 973	10 560	1 841
78, 79, 84	Amusement and recreation services, including motion pictures and museums -----	912	654 101	198 240	36 120	9 453
781, 2	Motion picture production, distribution, and services -----	73	237 192	34 140	7 129	1 181
7812 pt.	Motion picture production, except for television -----	25	(D)	(D)	(D)	BB
7812 pt.	Motion picture and tape production for television -----	14	(D)	(D)	(D)	BB
7819	Services allied to motion picture production -----	24	48 621	12 207	3 026	511
7822 pt.	Motion picture film and tape distributors -----	6	(D)	(D)	(D)	EE
7822 pt.	Motion picture film exchanges -----	2	(D)	(D)	(D)	BB
7822 pt.	Video tape wholesalers -----	4	(D)	(D)	(D)	EE
7822 pt.	Film and tape distribution for television -----	4	(D)	(D)	(D)	BB
7829	Services allied to motion picture distribution -----	—	—	—	—	—
783	Motion picture theaters -----	57	42 676	5 653	1 371	827
7832	Motion picture theaters, except drive-in -----	46	41 417	5 489	1 357	813
7833	Drive-in motion picture theaters -----	11	1 259	164	14	14
784	Video tape rental -----	129	28 527	5 628	1 294	743

Table 7a. Summary Statistics for Firms Subject to Federal Income Tax for Metropolitan Areas: 1992 — Con.

[Includes only establishments with payroll. For meaning of abbreviations and symbols, see introductory text. For explanation of terms and comparability of 1987 and 1992 censuses, see appendix A. For definitions of CMSA's, MSA's, and PMSA's, see appendix D]

SIC code	Geographic area and kind of business or operation	Establishments (number)	Receipts (\$1,000)	Annual payroll (\$1,000)	First-quarter payroll (\$1,000)	Paid employees for pay period including March 12 (number)
PITTSBURGH, PA MSA — Con.						
78, 79, 84	Amusement and recreation services, including motion pictures and museums — Con.					
792	Theatrical producers (except motion picture), bands, orchestras, and entertainers -----	44	21 974	5 495	1 525	478
7922	Theatrical producers (except motion picture) and miscellaneous theatrical services -----	24	14 713	2 201	442	257
7922 pt.	Producers of live theatrical productions -----	9	(D)	(D)	(D)	BB
7922 pt.	Producers of radio and television shows, except tape producers -----	1	(D)	(D)	(D)	AA
7922 pt.	Artists' and entertainers' managers or agents, concert bureaus, booking agents -----	9	(D)	(D)	(D)	CC
7922 pt.	Other theatrical services -----	5	(D)	(D)	(D)	BB
7929	Bands, orchestras, actors, and other entertainers and entertainment groups -----	20	7 261	3 294	1 083	221
7929 pt.	Dance groups and artists -----	3	(D)	(D)	(D)	CC
7929 pt.	Symphony orchestras, opera companies, and chamber music organizations -----	—	—	—	—	—
7929 pt.	Other music and entertainment presentations -----	17	(D)	(D)	(D)	BB
7929 pt.	Other music groups and artists -----	9	(D)	(D)	(D)	BB
7929 pt.	Other entertainers and entertainment groups -----	8	1 362	605	265	34
793	Bowling centers -----	86	24 846	6 848	2 040	908
79 ex. 792, 3; 84	Commercial sports and other amusement and recreation services, including museums -----	523	298 886	140 476	22 761	5 316
794	Commercial sports -----	38	113 160	89 517	13 971	1 598
7941	Professional sports clubs, managers, promoters -----	15	(D)	(D)	(D)	FF
7941 pt.	Baseball clubs -----	1	(D)	(D)	(D)	EE
7941 pt.	Football clubs -----	1	(D)	(D)	(D)	CC
7941 pt.	Other professional sports clubs -----	2	(D)	(D)	(D)	BB
7941 pt.	Managers and promoters -----	11	12 167	3 774	507	503
7948	Racing, including track operation -----	23	(D)	(D)	(D)	FF
7948 pt.	Auto racetrack operation -----	4	(D)	(D)	(D)	BB
7948 pt.	Horse racetrack operation -----	3	(D)	(D)	(D)	FF
7948 pt.	Dog racetrack operation -----	—	—	—	—	—
7948 pt.	Racing stables and racing, n.e.c. -----	16	(D)	(D)	(D)	BB
79 ex. 792, 3, 4; 84	Other amusement and recreation services, including museums -----	485	185 726	50 959	8 790	3 718
791	Dance studios, schools, and halls -----	52	5 674	1 596	427	266
7991	Physical fitness facilities -----	66	25 516	5 886	1 636	799
7991 pt.	Physical fitness centers, except gymnasiums and athletic clubs -----	56	16 212	3 847	1 008	582
7991 pt.	Gymnasiums and athletic clubs -----	10	9 304	2 039	628	217
7992	Public golf courses -----	63	32 855	10 107	1 325	516
7993	Coin-operated amusement devices -----	71	31 279	6 114	1 310	342
7996	Amusement parks -----	3	(D)	(D)	(D)	BB
7997	Membership sports and recreation clubs -----	58	33 981	10 810	2 277	953
7999, 84	Amusement and recreation services, including museums, n.e.c. -----	172	(D)	(D)	(D)	FF
7999 pt.	Concession operators of amusement devices and rides -----	10	1 418	313	42	50
7999 pt.	Carnivals, circuses, and fairs -----	5	1 351	342	99	35
7999 pt.	Carnivals and circuses -----	3	(D)	(D)	(D)	BB
7999 pt.	Fairs -----	2	(D)	(D)	(D)	AA
7999 pt., 84	Other recreation and amusements, including museums -----	157	(D)	(D)	(D)	FF
84	Museums, art galleries, and botanical and zoological gardens -----	1	(D)	(D)	(D)	AA
841	Museums and art galleries -----	1	(D)	(D)	(D)	AA
842	Arboreta and botanical or zoological gardens -----	—	—	—	—	—
7999 pt.	Roller skating rinks -----	15	1 917	400	100	84
7999 pt.	Ice skating rinks -----	5	1 940	370	66	31
7999 pt.	Other amusement and recreation services, n.e.c. -----	136	(D)	(D)	(D)	FF
80	Health services -----	4 764	2 717 831	1 249 593	262 251	38 143
801	Offices and clinics of doctors of medicine -----	2 111	1 490 176	815 982	162 669	13 752
8011 pt.	Offices of doctors of medicine -----	2 087	1 458 934	804 285	160 196	13 486
8011 pt.	General medical clinics -----	24	31 242	11 697	2 473	266
802	Offices and clinics of dentists -----	1 263	300 441	100 909	22 790	5 296
8021 pt.	Offices of dentists -----	1 258	(D)	(D)	(D)	II
8021 pt.	Dental clinics -----	5	(D)	(D)	(D)	BB
803	Offices and clinics of doctors of osteopathy -----	55	20 589	8 332	1 774	258
8031 pt.	Offices of osteopathic physicians -----	53	(D)	(D)	(D)	CC
8031 pt.	Osteopathic clinics -----	2	(D)	(D)	(D)	BB
804	Offices and clinics of other health practitioners -----	803	224 731	71 473	15 498	3 386
8041	Offices and clinics of chiropractors -----	333	88 040	25 099	5 420	1 187
8042	Offices and clinics of optometrists -----	185	47 895	10 515	2 472	720
8043	Offices and clinics of podiatrists -----	114	25 284	7 500	1 754	377
8049	Offices and clinics of health practitioners, n.e.c. -----	171	63 512	28 359	5 852	1 102
805	Nursing and personal care facilities -----	143	242 536	102 426	24 736	7 413
8051	Skilled nursing care facilities -----	78	198 893	84 302	20 408	5 942
8052	Intermediate care facilities -----	8	12 540	5 313	1 234	287
8059	Nursing and personal care facilities, n.e.c. -----	57	31 103	12 811	3 094	1 184
806	Hospitals -----	3	(D)	(D)	(D)	FF
8062	General medical and surgical hospitals -----	—	—	—	—	—
8063, 9	Specialty hospitals -----	3	(D)	(D)	(D)	FF
8063	Psychiatric hospitals -----	2	(D)	(D)	(D)	CC
8069	Specialty hospitals, except psychiatric -----	1	(D)	(D)	(D)	EE

Table 7a. Summary Statistics for Firms Subject to Federal Income Tax for Metropolitan Areas: 1992 — Con.

[Includes only establishments with payroll. For meaning of abbreviations and symbols, see introductory text. For explanation of terms and comparability of 1987 and 1992 censuses, see appendix A. For definitions of CMSA's, MSA's, and PMSA's, see appendix D]

SIC code	Geographic area and kind of business or operation	Establishments (number)	Receipts (\$1,000)	Annual payroll (\$1,000)	First-quarter payroll (\$1,000)	Paid employees for pay period including March 12 (number)
PITTSBURGH, PA MSA — Con.						
80	Health services — Con.					
807, 8, 9	Other health services	386	(D)	(D)	(D)	II
807	Medical and dental laboratories	163	177 442	54 390	12 754	2 497
8071	Medical laboratories	124	169 984	51 716	12 129	2 318
8072	Dental laboratories	39	7 458	2 674	625	179
808	Home health care services	86	115 889	45 799	11 034	3 419
809	Miscellaneous health and allied services, n.e.c.	137	(D)	(D)	(D)	GG
8092	Kidney dialysis centers	11	(D)	(D)	(D)	EE
8093	Specialty outpatient facilities, n.e.c.	92	71 502	28 279	5 719	998
8099	Health and allied services, n.e.c.	34	(D)	(D)	(D)	EE
81	Legal services	1 130	907 314	370 636	76 350	8 924
823, 4, 9	Selected educational services	92	48 783	18 126	4 247	1 089
823	Libraries	1	(D)	(D)	(D)	AA
824	Vocational schools	41	30 390	10 783	2 618	579
8243	Data processing schools	13	5 999	2 421	567	116
8244	Business and secretarial schools	11	18 282	6 244	1 486	333
8249	Vocational schools, n.e.c.	17	6 109	2 118	565	130
829	Schools and educational services, n.e.c.	50	(D)	(D)	(D)	EE
83	Social services	471	140 827	62 694	14 985	5 522
835	Child day care services	233	31 692	15 077	3 502	1 955
832, 3, 6, 9	Other social services	238	109 135	47 617	11 483	3 567
832	Individual and family social services	32	8 007	2 770	677	191
833	Job training and vocational rehabilitation services	20	24 809	12 064	2 938	566
836	Residential care	170	66 635	26 604	6 196	2 623
839	Social services, n.e.c.	16	9 684	6 179	1 672	187
87 ex. 8733	Engineering, accounting, research, management, and related services (except noncommercial research organizations)	1 987	3 501 226	1 205 705	296 391	32 428
871	Engineering, architectural, and surveying services	704	2 168 638	660 510	163 252	15 910
8711	Engineering services	506	2 054 301	610 541	152 063	14 359
8712	Architectural services	130	97 635	41 361	9 443	1 190
8713	Surveying services	68	16 702	8 608	1 746	361
872	Accounting, auditing, and bookkeeping services	577	338 598	134 305	31 692	4 693
873 ex. 8733	Research, development, and testing services (except noncommercial research organizations)	124	487 941	194 866	50 816	5 145
8731	Commercial physical and biological research	25	(D)	(D)	(D)	HH
8731 pt.	Commercial physical research	24	(D)	(D)	(D)	HH
8731 pt.	Commercial medical and biological research	1	(D)	(D)	(D)	AA
8732	Commercial economic, sociological, and educational research	52	(D)	(D)	(D)	FF
8734	Testing laboratories	47	87 684	34 151	9 856	1 247
874	Management and public relations services	582	506 049	216 024	50 631	6 680
8741	Management services	173	267 884	111 729	29 410	3 615
8742	Management consulting services	282	175 961	75 035	14 937	1 855
8743	Public relations services	36	(D)	(D)	(D)	CC
8744	Facilities support management services	5	(D)	(D)	(D)	CC
8748	Business consulting services, n.e.c.	86	34 610	17 792	3 800	884
89	Services, n.e.c.	127	81 409	33 952	8 221	1 025
8999 pt.	Scientific and related consulting services, except environmental	36	29 089	13 726	3 296	339
8999 pt.	Other services	91	52 320	20 226	4 925	686
8999 pt.	Environmental consulting	39	41 423	15 881	4 085	519
8999 pt.	Authors, composers, and other arts-related services	11	1 402	715	65	12
8999 pt.	Other services, n.e.c.	41	9 495	3 630	775	155
READING, PA MSA						
	Total	1 975	961 103	386 274	84 303	17 388
70 ex. 704	Hotels, rooming houses, camps, and other lodging places (except membership lodging)	44	36 370	9 612	2 203	839
7011	Hotels and motels	36	33 142	8 890	2 074	795
7011 pt.	Hotels	19	26 074	7 011	1 661	641
7011 pt.	Motels, motor hotels, and tourist courts	17	7 068	1 879	413	154
702, 3	Other lodging places	8	3 228	722	129	44
72	Personal services	260	65 703	21 906	5 258	1 735
721	Laundry, cleaning, and garment services	47	28 752	9 778	2 375	620
7211	Power laundries, family and commercial*	2	(D)	(D)	(D)	BB
7213	Linen supply*	—	—	—	—	—
7215	Coin-operated laundries and drycleaning	16	3 475	497	139	55
7216	Drycleaning plants, except rug cleaning*	14	8 134	3 227	756	247
7217	Carpet and upholstery cleaning	4	221	34	2	3
7218	Industrial launderers*	3	(D)	(D)	(D)	CC
7212, 9	Other laundry, cleaning, and garment services*	8	(D)	(D)	(D)	BB
722	Photographic studios, portrait	13	2 055	351	82	37
723, 4	Beauty and barber shops	154	16 844	6 971	1 670	687
723	Beauty shops	150	16 427	6 707	1 609	671
724	Barber shops	4	417	264	61	16
725	Shoe repair shops and shoeshine parlors	2	(D)	(D)	(D)	AA
726	Funeral service and crematories	28	14 378	3 484	717	134
729	Miscellaneous personal services	16	(D)	(D)	(D)	EE

Table 7a. Summary Statistics for Firms Subject to Federal Income Tax for Metropolitan Areas: 1992 — Con.

[Includes only establishments with payroll. For meaning of abbreviations and symbols, see introductory text. For explanation of terms and comparability of 1987 and 1992 censuses, see appendix A. For definitions of CMSA's, MSA's, and PMSA's, see appendix D]

SIC code	Geographic area and kind of business or operation	Establishments (number)	Receipts (\$1,000)	Annual payroll (\$1,000)	First-quarter payroll (\$1,000)	Paid employees for pay period including March 12 (number)
READING, PA MSA — Con.						
73	Business services	263	142 976	61 292	14 478	4 077
731	Advertising	19	11 191	3 274	818	150
732	Consumer credit reporting agencies, mercantile reporting agencies, and adjustment and collection agencies	3	(D)	(D)	(D)	BB
733	Mailing, reproduction, commercial art and photography, and stenographic services	25	18 750	7 173	1 655	457
734	Services to dwellings and other buildings	59	10 735	4 894	1 102	712
735	Miscellaneous equipment rental and leasing	20	19 718	5 037	1 240	169
736	Personnel supply services	25	26 508	18 407	3 979	1 488
737	Computer programming, data processing, and other computer related services	53	28 185	13 250	3 370	425
7371, 2, 3	Computer programming, prepackaged software, and integrated systems	36	21 900	10 374	2 609	288
7374, 5, 6	Data processing services	7	2 906	1 583	452	94
7377, 8, 9	Computer rental and leasing, maintenance, and related services, n.e.c.	10	3 379	1 293	309	43
738	Miscellaneous business services	59	(D)	(D)	(D)	FF
75	Automotive repair, services, and parking	228	76 079	17 646	4 175	1 004
751	Automotive rental and leasing, without drivers	21	19 653	4 599	1 127	239
752	Automobile parking	2	(D)	(D)	(D)	AA
753	Automotive repair shops	189	52 268	11 757	2 747	632
7532	Top, body, and upholstery repair shops and paint shops	50	10 880	2 685	652	166
7538	General automotive repair shops	111	28 077	5 551	1 344	309
7533, 4, 6, 7, 9	Other automotive repair shops	28	13 311	3 521	751	157
754	Automotive services, except repair	16	(D)	(D)	(D)	CC
76	Miscellaneous repair services	81	36 765	11 003	2 672	506
762	Electrical repair shops	23	9 139	2 769	634	132
7622	Radio and television repair shops	4	(D)	(D)	(D)	BB
7623, 9	Other electrical and electronic repair shops	19	(D)	(D)	(D)	CC
763	Watch, clock, and jewelry repair	2	(D)	(D)	(D)	AA
764	Reupholstery and furniture repair	8	764	128	32	15
769	Miscellaneous repair and related services	48	(D)	(D)	(D)	EE
78, 79, 84	Amusement and recreation services, including motion pictures and museums	151	63 290	15 763	3 159	1 213
781, 2	Motion picture production, distribution, and services	5	(D)	(D)	(D)	BB
783	Motion picture theaters	5	(D)	(D)	(D)	BB
784	Video tape rental	23	6 015	1 036	234	150
792	Theatrical producers (except motion picture), bands, orchestras, and entertainers	6	743	142	34	8
793	Bowling centers	6	4 598	1 388	373	180
79 ex. 792, 3, 84	Commercial sports and other amusement and recreation services, including museums	106	45 824	12 328	2 297	788
80	Health services	541	334 668	159 833	32 864	4 969
801	Offices and clinics of doctors of medicine	224	168 031	97 949	18 920	1 689
802	Offices and clinics of dentists	129	43 729	16 018	3 538	721
803	Offices and clinics of doctors of osteopathy	23	7 549	2 624	569	160
804	Offices and clinics of other health practitioners	94	25 076	7 346	1 683	415
805	Nursing and personal care facilities	14	55 194	23 061	5 632	1 431
806	Hospitals	—	—	—	—	—
807, 8, 9	Other health services	57	35 089	12 835	2 522	553
81	Legal services	103	62 221	29 721	5 057	674
823, 4, 9	Selected educational services	13	6 463	1 659	365	81
83	Social services	46	12 793	4 700	1 078	430
835	Child day care services	30	3 270	1 567	369	209
832, 3, 6, 9	Other social services	16	9 523	3 133	709	221
87 ex. 8733	Engineering, accounting, research, management, and related services (except noncommercial research organizations)	224	119 407	51 840	12 682	1 818
871	Engineering, architectural, and surveying services	84	43 824	21 955	5 305	697
872	Accounting, auditing, and bookkeeping services	72	31 867	15 006	3 683	567
873 ex. 8733	Research, development, and testing services (except noncommercial research organizations)	19	18 018	6 195	1 616	291
874	Management and public relations services	49	25 698	8 684	2 078	263
89	Services, n.e.c.	21	4 368	1 299	312	42

Table 7a. Summary Statistics for Firms Subject to Federal Income Tax for Metropolitan Areas: 1992—Con.

[Includes only establishments with payroll. For meaning of abbreviations and symbols, see introductory text. For explanation of terms and comparability of 1987 and 1992 censuses, see appendix A. For definitions of CMSA's, MSA's, and PMSA's, see appendix D]

SIC code	Geographic area and kind of business or operation	Establishments (number)	Receipts (\$1,000)	Annual payroll (\$1,000)	First-quarter payroll (\$1,000)	Paid employees for pay period including March 12 (number)
SCRANTON-WILKES-BARRE-HAZLETON, PA MSA						
	Total	3 806	1 748 651	625 623	139 699	35 965
70 ex. 704	Hotels, rooming houses, camps, and other lodging places (except membership lodging)	73	72 783	20 281	4 516	1 949
7011	Hotels and motels	63	71 778	20 135	4 494	1 934
7011 pt.	Hotels	33	48 220	14 212	3 212	1 345
7011 pt.	Hotels, 25 guestrooms or more	30	(D)	(D)	(D)	GG
7011 pt.	Hotels, less than 25 guestrooms	3	(D)	(D)	(D)	AA
7011 pt.	Motels, motor hotels, and tourist courts	30	23 558	5 923	1 282	589
7011 pt.	Motels, tourist courts	27	(D)	(D)	(D)	EE
7011 pt.	Motor hotels	3	(D)	(D)	(D)	CC
702, 3	Other lodging places	10	1 005	146	22	15
702	Rooming and boarding houses	2	(D)	(D)	(D)	AA
703	Camps and recreational vehicle parks	8	(D)	(D)	(D)	AA
72	Personal services	455	101 185	30 771	7 436	2 707
721	Laundry, cleaning, and garment services	75	51 473	16 366	3 877	1 106
7211	Power laundries, family and commercial*	4	1 418	556	115	36
7213	Linen supply*	5	22 893	7 353	1 677	392
7215	Coin-operated laundries and drycleaning	7	667	87	23	13
7216	Drycleaning plants, except rug cleaning*	38	9 988	3 949	904	373
7217	Carpet and upholstery cleaning	9	1 627	550	120	39
7218	Industrial laundriers*	6	13 178	3 264	875	202
7212, 9	Other laundry, cleaning, and garment services*	6	1 702	607	163	51
7212	Garment pressing, and agents for laundries and drycleaners	1	(D)	(D)	(D)	AA
7219	Laundry and garment services, n.e.c.*	5	(D)	(D)	(D)	BB
722	Photographic studios, portrait	31	6 030	1 356	332	136
723, 4	Beauty and barber shops	245	20 806	7 892	1 927	884
723	Beauty shops	241	20 598	7 830	1 912	875
724	Barber shops	4	208	62	15	9
725	Shoe repair shops and shoeshine parlors	2	(D)	(D)	(D)	AA
726	Funeral service and crematories	57	14 197	2 378	508	135
729	Miscellaneous personal services	45	(D)	(D)	(D)	EE
7291	Tax return preparation services	14	1 772	774	343	276
7299	Miscellaneous personal services, n.e.c.	31	(D)	(D)	(D)	CC
73	Business services	495	244 852	99 239	23 525	9 030
731	Advertising	31	19 116	5 458	1 419	240
7311	Advertising agencies	23	7 113	2 217	559	100
7312	Outdoor advertising services	3	(D)	(D)	(D)	BB
7313	Radio, television, publishers' advertising representatives	2	(D)	(D)	(D)	BB
7319	Advertising, n.e.c.	3	(D)	(D)	(D)	BB
732	Consumer credit reporting agencies, mercantile reporting agencies, and adjustment and collection agencies	13	5 844	1 972	475	116
7322	Adjustment and collection services	11	(D)	(D)	(D)	BB
7323	Credit reporting services	2	(D)	(D)	(D)	BB
733	Mailing, reproduction, commercial art and photography, and stenographic services	27	19 305	7 486	1 769	571
7331	Direct mail advertising services	5	(D)	(D)	(D)	EE
7334	Photocopying and duplicating services	3	(D)	(D)	(D)	AA
7335, 6	Commercial photography, art, and graphics	13	(D)	(D)	(D)	BB
7335	Commercial photography	3	(D)	(D)	(D)	AA
7336	Commercial art and graphic design	10	1 924	293	90	34
7338	Secretarial and court reporting services	6	5 240	1 505	325	91
734	Services to dwellings and other buildings	117	26 506	11 555	2 612	1 307
7342	Disinfecting and pest control services	17	5 381	2 045	417	93
7349	Building cleaning and maintenance services, n.e.c.	100	21 125	9 510	2 195	1 214
735	Miscellaneous equipment rental and leasing	54	29 072	6 519	1 508	337
7352	Medical equipment rental and leasing	16	9 465	2 730	652	114
7353	Heavy construction equipment rental and leasing	5	1 641	493	82	46
7359	Equipment rental and leasing, n.e.c.	33	17 966	3 296	774	177
736	Personnel supply services	56	35 560	21 268	4 581	3 454
7361	Employment agencies	22	8 538	3 924	901	704
7363	Help supply services	34	27 022	17 344	3 680	2 750
7363 pt.	Temporary help supply	29	22 988	14 855	3 165	2 620
7363 pt.	Help supply, except temporary	5	4 034	2 489	515	130
737	Computer programming, data processing, and other computer related services	68	51 540	22 408	5 691	1 015
7371, 2, 3	Computer programming, prepackaged software, and integrated systems	29	17 494	7 909	1 936	397
7371	Computer programming services	22	14 307	6 523	1 579	360
7372	Prepackaged software	6	(D)	(D)	(D)	BB
7373	Computer integrated systems	1	(D)	(D)	(D)	AA
7374, 5, 6	Data processing services	21	24 429	12 210	3 024	499
7374, 5	Computer processing, information retrieval	14	(D)	(D)	(D)	EE
7376	Computer facilities management services	7	(D)	(D)	(D)	CC
7377, 8, 9	Computer rental and leasing, maintenance, and related services, n.e.c.	18	9 617	2 289	731	119
7377	Computer rental and leasing	1	(D)	(D)	(D)	AA
7378	Computer maintenance and repair	7	4 920	763	180	36
7379	Computer related services, n.e.c.	10	(D)	(D)	(D)	BB

Table 7a. Summary Statistics for Firms Subject to Federal Income Tax for Metropolitan Areas: 1992 — Con.

[Includes only establishments with payroll. For meaning of abbreviations and symbols, see introductory text. For explanation of terms and comparability of 1987 and 1992 censuses, see appendix A. For definitions of CMSA's, MSA's, and PMSA's, see appendix D]

SIC code	Geographic area and kind of business or operation	Establishments (number)	Receipts (\$1,000)	Annual payroll (\$1,000)	First-quarter payroll (\$1,000)	Paid employees for pay period including March 12 (number)
SCRANTON-WILKES-BARRE-HAZLETON, PA MSA—Con.						
73	Business services—Con.					
738	Miscellaneous business services	129	57 909	22 573	5 470	1 990
7381, 2	Detective agencies and protective services	29	15 008	7 904	1 973	1 056
7381	Detective, guard, and armored car services	24	10 252	6 500	1 629	968
7382	Security systems services	5	4 756	1 404	344	88
7383	News syndicates	1	(D)	(D)	(D)	AA
7384	Photofinishing laboratories*	7	2 118	655	166	46
7389	Business services, n.e.c.	92	(D)	(D)	(D)	FF
7389 pt.	Sign painting shops	3	(D)	(D)	(D)	AA
7389 pt.	Interior designing	2	(D)	(D)	(D)	AA
7389 pt.	Telephone answering services	6	949	467	103	50
7389 pt.	Other business services	81	38 467	13 322	3 176	827
75	Automotive repair, services, and parking	426	115 955	22 395	5 055	1 553
751	Automotive rental and leasing, without drivers	25	12 586	2 029	437	110
7513	Truck rental and leasing, without drivers	12	8 581	1 384	290	64
7514, 5	Passenger car rental and leasing	12	(D)	(D)	(D)	BB
7514	Passenger car rental	10	(D)	(D)	(D)	BB
7515	Passenger car leasing	2	(D)	(D)	(D)	AA
7519	Utility trailer and recreational vehicle rental	1	(D)	(D)	(D)	AA
752	Automobile parking	15	2 769	676	156	105
753	Automotive repair shops	337	89 667	16 448	3 676	1 015
7532	Top, body, and upholstery repair shops and paint shops	94	24 846	4 355	1 032	279
7532 pt.	Top and body repair shops	88	23 251	4 135	994	262
7532 pt.	Paint shops	6	1 595	220	38	17
7538	General automotive repair shops	166	34 602	6 260	1 448	432
7538 pt.	General automotive repair shops, except diesel	150	27 270	4 441	1 056	336
7538 pt.	Diesel repair shops	16	7 332	1 819	392	96
7533, 4, 6, 7, 9	Other automotive repair shops	77	30 219	5 833	1 196	304
7533	Automotive exhaust system repair shops	21	7 013	1 525	317	78
7534	Tire retreading and repair shops	6	13 257	2 063	344	86
7536	Automotive glass replacement shops	11	3 374	645	148	36
7537	Automotive transmission repair shops	14	2 083	477	109	31
7539	Automotive repair shops, n.e.c.	25	4 492	1 123	278	73
7539 pt.	Radiator repair	5	(D)	(D)	(D)	AA
7539 pt.	Brake, front end, and wheel alignment	12	2 803	659	154	43
7539 pt.	Automotive electrical and fuel system services	6	743	265	64	17
7539 pt.	Other automotive repair shops, n.e.c.	2	(D)	(D)	(D)	AA
754	Automotive services, except repair	49	10 933	3 242	786	323
7542	Carwashes	36	6 331	1 857	473	243
7549	Automotive services, except repair and carwashes	13	4 602	1 385	313	80
76	Miscellaneous repair services	112	37 956	11 832	2 827	548
762	Electrical repair shops	36	9 865	3 570	837	208
7622	Radio and television repair shops	7	1 471	357	86	24
7623, 9	Other electrical and electronic repair shops	29	8 394	3 213	751	184
7623	Refrigeration and air-conditioning service and repair shops	10	1 358	222	55	16
7629	Electrical and electronic repair shops, n.e.c.	19	7 036	2 991	696	168
763	Watch, clock, and jewelry repair	1	(D)	(D)	(D)	AA
764	Reupholstery and furniture repair	12	1 751	488	112	26
769	Miscellaneous repair and related services	63	(D)	(D)	(D)	EE
7692	Welding repair	6	642	187	36	10
7694	Armature rewinding shops	5	3 173	999	241	36
7699	Repair shops and related services, n.e.c.	52	(D)	(D)	(D)	EE
78, 79, 84	Amusement and recreation services, including motion pictures and museums	240	132 613	25 135	5 842	2 904
781, 2	Motion picture production, distribution, and services	8	(D)	(D)	(D)	BB
783	Motion picture theaters	13	10 451	1 859	417	229
7832	Motion picture theaters, except drive-in	10	9 999	1 751	414	227
7833	Drive-in motion picture theaters	3	452	108	3	2
784	Video tape rental	61	15 363	2 402	610	415
792	Theatrical producers (except motion picture), bands, orchestras, and entertainers	13	(D)	(D)	(D)	BB
7922	Theatrical producers (except motion picture) and miscellaneous theatrical services	5	(D)	(D)	(D)	BB
7929	Bands, orchestras, actors, and other entertainers and entertainment groups	8	(D)	(D)	(D)	BB
793	Bowling centers	16	6 076	1 575	391	173
79 ex. 792, 3, 84	Commercial sports and other amusement and recreation services, including museums	129	63 390	13 495	3 011	1 949
794	Commercial sports	5	(D)	(D)	(D)	EE
7941	Professional sports clubs, managers, promoters	1	(D)	(D)	(D)	AA
7948	Racing, including track operation	4	(D)	(D)	(D)	EE
79 ex. 792, 3, 4, 84	Other amusement and recreation services, including museums	124	(D)	(D)	(D)	GG
791	Dance studios, schools, and halls	6	(D)	(D)	(D)	AA
7991	Physical fitness facilities	20	4 168	1 161	277	147
7992	Public golf courses	14	5 325	1 141	125	122
7993	Coin-operated amusement devices	24	9 333	1 485	357	111
7996	Amusement parks	1	(D)	(D)	(D)	AA
7997	Membership sports and recreation clubs	12	6 187	2 120	365	171
7999, 84	Amusement and recreation services, including museums, n.e.c.	47	(D)	(D)	(D)	GG
7999 pt.	Concession operators of amusement devices and rides	4	310	98	28	12
7999 pt.	Carnivals, circuses, and fairs	3	(D)	(D)	(D)	AA
7999 pt., 84	Other recreation and amusements, including museums	40	18 232	3 757	1 240	1 066

Table 7a. Summary Statistics for Firms Subject to Federal Income Tax for Metropolitan Areas: 1992—Con.

[Includes only establishments with payroll. For meaning of abbreviations and symbols, see introductory text. For explanation of terms and comparability of 1987 and 1992 censuses, see appendix A. For definitions of CMSA's, MSA's, and PMSA's, see appendix D]

SIC code	Geographic area and kind of business or operation	Establishments (number)	Receipts (\$1,000)	Annual payroll (\$1,000)	First-quarter payroll (\$1,000)	Paid employees for pay period including March 12 (number)
SCRANTON-WILKES-BARRE-HAZLETON, PA MSA—Con.						
80	Health services	1 144	631 294	262 013	56 573	10 621
801	Offices and clinics of doctors of medicine	498	283 764	134 313	26 762	2 935
8011 pt.	Offices of doctors of medicine	491	280 061	132 933	26 528	2 862
8011 pt.	General medical clinics	7	3 703	1 380	234	73
802	Offices and clinics of dentists	264	77 595	22 684	5 227	1 241
803	Offices and clinics of doctors of osteopathy	33	11 106	3 666	891	148
804	Offices and clinics of other health practitioners	192	53 717	16 571	3 509	724
8041	Offices and clinics of chiropractors	72	14 609	3 590	719	223
8042	Offices and clinics of optometrists	50	19 429	5 563	1 317	220
8043	Offices and clinics of podiatrists	36	5 954	1 517	335	116
8049	Offices and clinics of health practitioners, n.e.c.	34	13 725	5 901	1 138	165
805	Nursing and personal care facilities	44	103 514	45 739	11 194	3 311
8051	Skilled nursing care facilities	29	85 700	36 742	8 938	2 593
8052	Intermediate care facilities	8	15 866	8 221	1 969	605
8059	Nursing and personal care facilities, n.e.c.	7	1 948	776	287	113
806	Hospitals	1	(D)	(D)	(D)	CC
8062	General medical and surgical hospitals	—	—	—	—	—
8063, 9	Specialty hospitals	1	(D)	(D)	(D)	CC
807, 8, 9	Other health services	112	(D)	(D)	(D)	GG
807	Medical and dental laboratories	46	39 241	10 493	2 503	477
8071	Medical laboratories	33	36 482	9 445	2 268	420
8072	Dental laboratories	13	2 759	1 048	235	57
808	Home health care services	43	35 481	19 164	4 431	1 376
809	Miscellaneous health and allied services, n.e.c.	23	(D)	(D)	(D)	CC
8092	Kidney dialysis centers	2	(D)	(D)	(D)	BB
8093	Specialty outpatient facilities, n.e.c.	15	5 959	2 771	539	106
8099	Health and allied services, n.e.c.	6	(D)	(D)	(D)	BB
81	Legal services	324	122 023	42 345	7 641	1 417
823, 4, 9	Selected educational services	18	(D)	(D)	(D)	FF
823	Libraries	—	—	—	—	—
824	Vocational schools	8	(D)	(D)	(D)	FF
829	Schools and educational services, n.e.c.	10	(D)	(D)	(D)	BB
83	Social services	156	46 816	21 285	4 981	1 780
835	Child day care services	86	9 387	4 403	1 048	577
832, 3, 6, 9	Other social services	70	37 429	16 882	3 933	1 203
87 ex. 8733	Engineering, accounting, research, management, and related services (except noncommercial research organizations)	344	181 849	78 788	18 460	2 751
871	Engineering, architectural, and surveying services	106	77 624	33 837	7 793	1 078
8711	Engineering services	58	57 297	24 364	5 670	719
8712	Architectural services	27	18 245	8 582	1 926	307
8713	Surveying services	21	2 082	891	197	52
872	Accounting, auditing, and bookkeeping services	143	52 755	22 453	5 234	882
873 ex. 8733	Research, development, and testing services (except noncommercial research organizations)	16	7 311	2 968	668	129
8731	Commercial physical and biological research	4	(D)	(D)	(D)	BB
8732	Commercial economic, sociological, and educational research	4	(D)	(D)	(D)	AA
8734	Testing laboratories	8	(D)	(D)	(D)	BB
874	Management and public relations services	79	44 159	19 530	4 765	662
8741	Management services	27	27 794	12 720	3 281	430
8742	Management consulting services	38	13 964	5 907	1 243	182
8743	Public relations services	5	(D)	(D)	(D)	AA
8744	Facilities support management services	1	(D)	(D)	(D)	AA
8748	Business consulting services, n.e.c.	8	845	220	56	25
89	Services, n.e.c.	19	(D)	(D)	(D)	CC
SHARON, PA MSA						
	Total	717	232 799	92 957	20 116	4 773
70 ex. 704	Hotels, rooming houses, camps, and other lodging places (except membership lodging)	20	7 809	2 988	646	299
7011	Hotels and motels	11	5 679	2 560	575	265
7011 pt.	Hotels	6	3 932	2 155	492	227
7011 pt.	Motels, motor hotels, and tourist courts	5	1 747	405	83	38
702, 3	Other lodging places	9	2 130	428	71	34

Table 7a. Summary Statistics for Firms Subject to Federal Income Tax for Metropolitan Areas: 1992—Con.

[Includes only establishments with payroll. For meaning of abbreviations and symbols, see introductory text. For explanation of terms and comparability of 1987 and 1992 censuses, see appendix A. For definitions of CMSA's, MSA's, and PMSA's, see appendix D]

SIC code	Geographic area and kind of business or operation	Establishments (number)	Receipts (\$1,000)	Annual payroll (\$1,000)	First-quarter payroll (\$1,000)	Paid employees for pay period including March 12 (number)
SHARON, PA MSA—Con.						
72	Personal services -----	116	16 348	6 031	1 404	588
721	Laundry, cleaning, and garment services -----	21	5 087	2 130	460	172
7211	Power laundries, family and commercial* -----	1	(D)	(D)	(D)	BB
7213	Linen supply* -----	—	—	—	—	—
7215	Coin-operated laundries and drycleaning -----	7	668	162	38	21
7216	Drycleaning plants, except rug cleaning* -----	8	1 058	416	105	56
7217	Carpet and upholstery cleaning -----	2	(D)	(D)	(D)	AA
7218	Industrial laundriers* -----	1	(D)	(D)	(D)	BB
7212, 9	Other laundry, cleaning, and garment services* -----	2	(D)	(D)	(D)	AA
722	Photographic studios, portrait -----	8	895	179	39	21
723, 4	Beauty and barber shops -----	66	5 269	2 168	502	255
723	Beauty shops -----	64	(D)	(D)	(D)	EE
724	Barber shops -----	2	(D)	(D)	(D)	AA
725	Shoe repair shops and shoeshine parlors -----	—	—	—	—	—
726	Funeral service and crematories -----	12	4 071	1 097	253	59
729	Miscellaneous personal services -----	9	1 026	457	150	81
73	Business services -----	72	30 283	10 764	2 807	855
731	Advertising -----	5	1 762	529	97	15
732	Consumer credit reporting agencies, mercantile reporting agencies, and adjustment and collection agencies -----	6	1 145	429	91	21
733	Mailing, reproduction, commercial art and photography, and stenographic services -----	4	625	132	42	13
734	Services to dwellings and other buildings -----	18	2 813	1 199	259	124
735	Miscellaneous equipment rental and leasing -----	11	2 745	551	119	27
736	Personnel supply services -----	4	803	496	122	42
737	Computer programming, data processing, and other computer related services -----	7	4 929	1 552	353	42
7371, 2, 3	Computer programming, prepackaged software, and integrated systems -----	7	4 929	1 552	353	42
7374, 5, 6	Data processing services -----	—	—	—	—	—
7377, 8, 9	Computer rental and leasing, maintenance, and related services, n.e.c. -----	—	—	—	—	—
738	Miscellaneous business services -----	17	15 461	5 876	1 724	571
75	Automotive repair, services, and parking -----	74	15 592	3 500	758	252
751	Automotive rental and leasing, without drivers -----	2	(D)	(D)	(D)	AA
752	Automobile parking -----	1	(D)	(D)	(D)	AA
753	Automotive repair shops -----	64	13 707	3 130	660	200
7532	Top, body, and upholstery repair shops and paint shops -----	19	3 929	1 127	255	61
7538	General automotive repair shops -----	33	7 508	1 575	308	114
7533, 4, 6, 7, 9	Other automotive repair shops -----	12	2 270	428	97	25
754	Automotive services, except repair -----	7	1 127	291	77	46
76	Miscellaneous repair services -----	26	6 952	2 036	483	128
762	Electrical repair shops -----	6	1 885	720	156	36
7622	Radio and television repair shops -----	2	(D)	(D)	(D)	AA
7623, 9	Other electrical and electronic repair shops -----	4	(D)	(D)	(D)	BB
763	Watch, clock, and jewelry repair -----	—	—	—	—	—
764	Reupholstery and furniture repair -----	1	(D)	(D)	(D)	AA
769	Miscellaneous repair and related services -----	19	(D)	(D)	(D)	BB
78, 79, 84	Amusement and recreation services, including motion pictures and museums -----	59	15 243	3 406	641	348
781, 2	Motion picture production, distribution, and services -----	2	(D)	(D)	(D)	AA
783	Motion picture theaters -----	2	(D)	(D)	(D)	BB
784	Video tape rental -----	14	1 742	456	96	52
792	Theatrical producers (except motion picture), bands, orchestras, and entertainers -----	—	—	—	—	—
793	Bowling centers -----	7	(D)	(D)	(D)	BB
79 ex. 792, 3, 84	Commercial sports and other amusement and recreation services, including museums -----	34	10 294	2 429	407	209
80	Health services -----	240	103 669	49 807	9 898	1 664
801	Offices and clinics of doctors of medicine -----	94	53 626	29 806	5 331	590
802	Offices and clinics of dentists -----	58	12 082	3 605	830	209
803	Offices and clinics of doctors of osteopathy -----	33	(D)	(D)	(D)	CC
804	Offices and clinics of other health practitioners -----	43	10 465	2 930	636	159
805	Nursing and personal care facilities -----	9	13 802	6 971	1 787	495
806	Hospitals -----	—	—	—	—	—
807, 8, 9	Other health services -----	3	(D)	(D)	(D)	BB
81	Legal services -----	35	10 305	2 940	595	138
823, 4, 9	Selected educational services -----	2	(D)	(D)	(D)	AA
83	Social services -----	21	(D)	(D)	(D)	CC
835	Child day care services -----	10	(D)	(D)	(D)	BB
832, 3, 6, 9	Other social services -----	11	2 080	720	165	83

Table 7a. Summary Statistics for Firms Subject to Federal Income Tax for Metropolitan Areas: 1992—Con.

[Includes only establishments with payroll. For meaning of abbreviations and symbols, see introductory text. For explanation of terms and comparability of 1987 and 1992 censuses, see appendix A. For definitions of CMSA's, MSA's, and PMSA's, see appendix D]

SIC code	Geographic area and kind of business or operation	Establishments (number)	Receipts (\$1,000)	Annual payroll (\$1,000)	First-quarter payroll (\$1,000)	Paid employees for pay period including March 12 (number)
SHARON, PA MSA—Con.						
87 ex. 8733	Engineering, accounting, research, management, and related services (except noncommercial research organizations) -----	52	23 126	10 258	2 581	343
871	Engineering, architectural, and surveying services -----	15	(D)	(D)	(D)	BB
872	Accounting, auditing, and bookkeeping services -----	21	7 508	2 591	680	161
873 ex. 8733	Research, development, and testing services (except noncommercial research organizations) -----	4	(D)	(D)	(D)	AA
874	Management and public relations services -----	12	7 720	4 542	1 168	75
89	Services, n.e.c. -----	-	-	-	-	-
STATE COLLEGE, PA MSA						
	Total -----	714	461 167	178 822	41 676	7 831
70 ex. 704	Hotels, rooming houses, camps, and other lodging places (except membership lodging) -----	19	20 484	5 714	1 149	582
7011	Hotels and motels -----	15	18 106	5 492	1 122	571
7011 pt.	Hotels -----	9	13 010	4 319	853	408
7011 pt.	Motels, motor hotels, and tourist courts -----	6	5 096	1 173	269	163
702, 3	Other lodging places -----	4	2 378	222	27	11
72	Personal services -----	96	19 797	6 704	1 546	571
721	Laundry, cleaning, and garment services -----	15	9 285	3 092	662	210
7211	Power laundries, family and commercial* -----	2	(D)	(D)	(D)	AA
7213	Linen supply* -----	-	-	-	-	-
7215	Coin-operated laundries and drycleaning -----	2	(D)	(D)	(D)	AA
7216	Drycleaning plants, except rug cleaning* -----	3	(D)	(D)	(D)	BB
7217	Carpet and upholstery cleaning -----	5	(D)	(D)	(D)	BB
7218	Industrial laundries* -----	1	(D)	(D)	(D)	BB
7212, 9	Other laundry, cleaning, and garment services* -----	2	(D)	(D)	(D)	AA
722	Photographic studios, portrait -----	6	976	134	29	14
723, 4	Beauty and barber shops -----	54	6 226	2 688	633	248
723	Beauty shops -----	49	5 699	2 424	569	230
724	Barber shops -----	5	527	264	64	18
725	Shoe repair shops and shoeshine parlors -----	1	(D)	(D)	(D)	AA
726	Funeral service and crematories -----	7	2 208	551	124	31
729	Miscellaneous personal services -----	13	(D)	(D)	(D)	BB
73	Business services -----	109	144 066	67 101	16 939	2 141
731	Advertising -----	6	3 666	1 355	423	64
732	Consumer credit reporting agencies, mercantile reporting agencies, and adjustment and collection agencies -----	1	(D)	(D)	(D)	AA
733	Mailing, reproduction, commercial art and photography, and stenographic services -----	10	4 546	1 256	260	81
734	Services to dwellings and other buildings -----	20	(D)	(D)	(D)	CC
735	Miscellaneous equipment rental and leasing -----	10	8 155	4 131	786	82
736	Personnel supply services -----	12	6 629	3 332	768	316
737	Computer programming, data processing, and other computer related services -----	26	(D)	(D)	(D)	GG
7371, 2, 3	Computer programming, prepackaged software, and integrated systems -----	15	(D)	(D)	(D)	GG
7374, 5, 6	Data processing services -----	-	-	-	-	-
7377, 8, 9	Computer rental and leasing, maintenance, and related services, n.e.c. -----	11	(D)	(D)	(D)	BB
738	Miscellaneous business services -----	24	(D)	(D)	(D)	CC
75	Automotive repair, services, and parking -----	68	14 580	3 019	716	239
751	Automotive rental and leasing, without drivers -----	4	(D)	(D)	(D)	AA
752	Automobile parking -----	1	(D)	(D)	(D)	AA
753	Automotive repair shops -----	53	11 649	2 407	576	160
7532	Top, body, and upholstery repair shops and paint shops -----	9	1 902	394	95	29
7538	General automotive repair shops -----	35	7 127	1 477	362	104
7533, 4, 6, 7, 9	Other automotive repair shops -----	9	2 620	536	119	27
754	Automotive services, except repair -----	10	1 611	460	111	55
76	Miscellaneous repair services -----	26	8 989	2 093	467	118
762	Electrical repair shops -----	8	2 744	1 032	228	49
7622	Radio and television repair shops -----	2	(D)	(D)	(D)	AA
7623, 9	Other electrical and electronic repair shops -----	6	(D)	(D)	(D)	BB
763	Watch, clock, and jewelry repair -----	-	-	-	-	-
764	Reupholstery and furniture repair -----	2	(D)	(D)	(D)	AA
769	Miscellaneous repair and related services -----	16	(D)	(D)	(D)	BB
78, 79, 84	Amusement and recreation services, including motion pictures and museums -----	62	15 721	3 856	941	563
781, 2	Motion picture production, distribution, and services -----	3	(D)	(D)	(D)	AA
783	Motion picture theaters -----	5	(D)	(D)	(D)	BB
784	Video tape rental -----	11	1 908	540	141	79
792	Theatrical producers (except motion picture), bands, orchestras, and entertainers -----	1	(D)	(D)	(D)	AA
793	Bowling centers -----	3	(D)	(D)	(D)	CC
79 ex. 792, 3, 84	Commercial sports and other amusement and recreation services, including museums -----	39	8 162	2 183	515	253

Table 7a. Summary Statistics for Firms Subject to Federal Income Tax for Metropolitan Areas: 1992—Con.

[Includes only establishments with payroll. For meaning of abbreviations and symbols, see introductory text. For explanation of terms and comparability of 1987 and 1992 censuses, see appendix A. For definitions of CMSA's, MSA's, and PMSA's, see appendix D]

SIC code	Geographic area and kind of business or operation	Establishments (number)	Receipts (\$1,000)	Annual payroll (\$1,000)	First-quarter payroll (\$1,000)	Paid employees for pay period including March 12 (number)
STATE COLLEGE, PA MSA—Con.						
80	Health services -----	164	126 192	49 798	10 598	1 856
801	Offices and clinics of doctors of medicine -----	52	46 339	19 471	3 402	362
802	Offices and clinics of dentists -----	43	18 218	6 970	1 546	289
803	Offices and clinics of doctors of osteopathy -----	2	(D)	(D)	(D)	AA
804	Offices and clinics of other health practitioners -----	38	7 798	1 410	332	132
805	Nursing and personal care facilities -----	3	(D)	(D)	(D)	CC
806	Hospitals -----	2	(D)	(D)	(D)	FF
807, 8, 9	Other health services -----	24	(D)	(D)	(D)	EE
81	Legal services -----	36	15 710	6 601	1 091	196
823, 4, 9	Selected educational services -----	4	(D)	(D)	(D)	BB
83	Social services -----	26	(D)	(D)	(D)	EE
835	Child day care services -----	15	(D)	(D)	(D)	CC
832, 3, 6, 9	Other social services -----	11	(D)	(D)	(D)	CC
87 ex. 8733	Engineering, accounting, research, management, and related services (except noncommercial research organizations) -----	97	76 755	24 830	5 937	908
871	Engineering, architectural, and surveying services -----	49	24 905	11 545	2 689	386
872	Accounting, auditing, and bookkeeping services -----	18	(D)	(D)	(D)	CC
873 ex. 8733	Research, development, and testing services (except noncommercial research organizations) -----	6	(D)	(D)	(D)	BB
874	Management and public relations services -----	24	41 728	9 923	2 294	357
89	Services, n.e.c. -----	7	(D)	(D)	(D)	EE
WILLIAMSPORT, PA MSA						
	Total -----	667	274 435	101 253	22 561	5 246
70 ex. 704	Hotels, rooming houses, camps, and other lodging places (except membership lodging) -----	28	14 859	3 649	777	447
7011	Hotels and motels -----	24	13 827	3 443	737	422
7011 pt.	Hotels -----	12	9 482	2 388	513	307
7011 pt.	Motels, motor hotels, and tourist courts -----	12	4 345	1 055	224	115
702, 3	Other lodging places -----	4	1 032	206	40	25
72	Personal services -----	89	15 243	4 721	1 101	503
721	Laundry, cleaning, and garment services -----	12	4 105	1 368	309	116
7211	Power laundries, family and commercial* -----	—	—	—	—	—
7213	Linen supply* -----	1	(D)	(D)	(D)	BB
7215	Coin-operated laundries and drycleaning -----	1	(D)	(D)	(D)	AA
7216	Drycleaning plants, except rug cleaning* -----	5	1 353	428	91	47
7217	Carpet and upholstery cleaning -----	4	742	172	33	12
7218	Industrial launderers* -----	1	(D)	(D)	(D)	AA
7212, 9	Other laundry, cleaning, and garment services* -----	—	—	—	—	—
722	Photographic studios, portrait -----	7	1 077	208	58	22
723, 4	Beauty and barber shops -----	54	5 033	1 875	431	211
723	Beauty shops -----	51	4 450	1 686	386	187
724	Barber shops -----	3	583	189	45	24
725	Shoe repair shops and shoeshine parlors -----	—	—	—	—	—
726	Funeral service and crematories -----	9	4 149	885	174	61
729	Miscellaneous personal services -----	7	879	385	129	93
73	Business services -----	95	32 277	11 608	2 503	1 012
731	Advertising -----	9	4 623	1 040	276	55
732	Consumer credit reporting agencies, mercantile reporting agencies, and adjustment and collection agencies -----	—	—	—	—	—
733	Mailing, reproduction, commercial art and photography, and stenographic services -----	12	1 857	416	120	28
734	Services to dwellings and other buildings -----	20	3 349	1 259	306	178
735	Miscellaneous equipment rental and leasing -----	14	7 854	1 226	306	75
736	Personnel supply services -----	10	8 458	5 836	1 032	576
737	Computer programming, data processing, and other computer related services -----	12	2 524	928	247	38
7371, 2, 3	Computer programming, prepackaged software, and integrated systems -----	5	1 017	198	76	14
7374, 5, 6	Data processing services -----	3	(D)	(D)	(D)	AA
7377, 8, 9	Computer rental and leasing, maintenance, and related services, n.e.c. -----	4	(D)	(D)	(D)	AA
738	Miscellaneous business services -----	18	3 612	903	216	62
75	Automotive repair, services, and parking -----	76	25 276	4 750	1 113	315
751	Automotive rental and leasing, without drivers -----	5	1 402	224	53	22
752	Automobile parking -----	—	—	—	—	—
753	Automotive repair shops -----	64	22 555	4 257	998	254
7532	Top, body, and upholstery repair shops and paint shops -----	14	3 586	766	184	56
7538	General automotive repair shops -----	36	11 996	1 875	435	117
7533, 4, 6, 7, 9	Other automotive repair shops -----	14	6 973	1 616	379	81
754	Automotive services, except repair -----	7	1 319	269	62	39

Table 7a. Summary Statistics for Firms Subject to Federal Income Tax for Metropolitan Areas: 1992 — Con.

[Includes only establishments with payroll. For meaning of abbreviations and symbols, see introductory text. For explanation of terms and comparability of 1987 and 1992 censuses, see appendix A. For definitions of CMSA's, MSA's, and PMSA's, see appendix D]

SIC code	Geographic area and kind of business or operation	Establishments (number)	Receipts (\$1,000)	Annual payroll (\$1,000)	First-quarter payroll (\$1,000)	Paid employees for pay period including March 12 (number)
WILLIAMSPORT, PA MSA — Con.						
76	Miscellaneous repair services -----	27	19 498	5 213	1 259	297
762	Electrical repair shops -----	8	2 650	911	221	58
7622	Radio and television repair shops -----	—	—	—	—	—
7623, 9	Other electrical and electronic repair shops -----	8	2 650	911	221	58
763	Watch, clock, and jewelry repair -----	—	—	—	—	—
764	Reupholstery and furniture repair -----	3	221	43	12	3
769	Miscellaneous repair and related services -----	16	16 627	4 259	1 026	236
78, 79, 84	Amusement and recreation services, including motion pictures and museums -----	37	10 324	2 033	472	248
781, 2	Motion picture production, distribution, and services -----	1	(D)	(D)	(D)	AA
783	Motion picture theaters -----	3	(D)	(D)	(D)	BB
784	Video tape rental -----	10	2 038	510	116	57
792	Theatrical producers (except motion picture), bands, orchestras, and entertainers -----	—	—	—	—	—
793	Bowling centers -----	5	(D)	(D)	(D)	BB
79 ex. 792, 3, 84	Commercial sports and other amusement and recreation services, including museums -----	18	4 451	748	172	90
80	Health services -----	181	111 347	49 969	10 910	1 433
801	Offices and clinics of doctors of medicine -----	83	55 143	31 894	6 911	481
802	Offices and clinics of dentists -----	51	11 883	4 123	859	184
803	Offices and clinics of doctors of osteopathy -----	2	(D)	(D)	(D)	AA
804	Offices and clinics of other health practitioners -----	29	4 612	1 037	247	66
805	Nursing and personal care facilities -----	6	(D)	(D)	(D)	FF
806	Hospitals -----	—	—	—	—	—
807, 8, 9	Other health services -----	10	(D)	(D)	(D)	CC
81	Legal services -----	48	18 856	6 449	1 399	255
823, 4, 9	Selected educational services -----	2	(D)	(D)	(D)	AA
83	Social services -----	28	5 344	2 620	616	359
835	Child day care services -----	15	1 175	507	101	76
832, 3, 6, 9	Other social services -----	13	4 169	2 113	515	283
87 ex. 8733	Engineering, accounting, research, management, and related services (except noncommercial research organizations) -----	52	19 648	9 423	2 171	348
871	Engineering, architectural, and surveying services -----	14	8 316	4 099	855	140
872	Accounting, auditing, and bookkeeping services -----	27	8 416	4 154	1 015	148
873 ex. 8733	Research, development, and testing services (except noncommercial research organizations) -----	4	1 298	463	143	41
874	Management and public relations services -----	7	1 618	707	158	19
89	Services, n.e.c. -----	4	(D)	(D)	(D)	AA
YORK, PA MSA						
	Total -----	1 938	888 182	340 985	76 507	17 071
70 ex. 704	Hotels, rooming houses, camps, and other lodging places (except membership lodging) -----	30	27 322	8 402	1 886	855
7011	Hotels and motels -----	25	26 223	8 201	1 871	850
7011 pt.	Hotels -----	12	16 546	5 201	1 199	530
7011 pt.	Motels, motor hotels, and tourist courts -----	13	9 677	3 000	672	320
702, 3	Other lodging places -----	5	1 099	201	15	5
72	Personal services -----	284	64 562	19 527	4 717	1 636
721	Laundry, cleaning, and garment services -----	44	27 799	7 885	1 855	560
7211	Power laundries, family and commercial* -----	1	(D)	(D)	(D)	AA
7213	Linen supply* -----	1	(D)	(D)	(D)	AA
7215	Coin-operated laundries and drycleaning -----	12	(D)	(D)	(D)	BB
7216	Drycleaning plants, except rug cleaning* -----	11	5 132	2 552	596	220
7217	Carpet and upholstery cleaning -----	11	3 555	1 191	238	97
7218	Industrial laundriers* -----	3	(D)	(D)	(D)	CC
7212, 9	Other laundry, cleaning, and garment services* -----	5	(D)	(D)	(D)	BB
722	Photographic studios, portrait -----	14	3 740	688	183	78
723, 4	Beauty and barber shops -----	164	15 184	6 165	1 470	577
723	Beauty shops -----	154	14 348	5 790	1 375	550
724	Barber shops -----	10	836	375	95	27
725	Shoe repair shops and shoeshine parlors -----	3	274	45	11	7
726	Funeral service and crematories -----	25	10 784	2 596	541	100
729	Miscellaneous personal services -----	34	6 781	2 148	657	314

Table 7a. Summary Statistics for Firms Subject to Federal Income Tax for Metropolitan Areas: 1992 — Con.

[Includes only establishments with payroll. For meaning of abbreviations and symbols, see introductory text. For explanation of terms and comparability of 1987 and 1992 censuses, see appendix A. For definitions of CMSA's, MSA's, and PMSA's, see appendix D]

SIC code	Geographic area and kind of business or operation	Establishments (number)	Receipts (\$1,000)	Annual payroll (\$1,000)	First-quarter payroll (\$1,000)	Paid employees for pay period including March 12 (number)
YORK, PA MSA — Con.						
73	Business services	280	151 617	61 964	13 790	3 999
731	Advertising	11	8 961	2 316	570	92
732	Consumer credit reporting agencies, mercantile reporting agencies, and adjustment and collection agencies	4	(D)	(D)	(D)	BB
733	Mailing, reproduction, commercial art and photography, and stenographic services	33	31 647	9 312	2 121	475
734	Services to dwellings and other buildings	74	18 075	7 543	1 636	591
735	Miscellaneous equipment rental and leasing	24	15 874	2 841	645	130
736	Personnel supply services	22	27 337	21 097	4 413	1 405
737	Computer programming, data processing, and other computer related services	36	12 454	5 212	1 200	172
7371, 2, 3	Computer programming, prepackaged software, and integrated systems	17	7 328	3 379	769	86
7374, 5, 6	Data processing services	6	2 611	1 084	248	59
7377, 8, 9	Computer rental and leasing, maintenance, and related services, n.e.c.	13	2 515	749	183	27
738	Miscellaneous business services	76	(D)	(D)	(D)	GG
75	Automotive repair, services, and parking	236	75 682	16 837	3 813	931
751	Automotive rental and leasing, without drivers	13	10 405	1 596	350	64
752	Automobile parking	—	—	—	—	—
753	Automotive repair shops	196	60 887	13 991	3 178	760
7532	Top, body, and upholstery repair shops and paint shops	45	14 101	3 542	858	184
7538	General automotive repair shops	116	33 933	7 286	1 664	423
7533, 4, 6, 7, 9	Other automotive repair shops	35	12 853	3 163	656	153
754	Automotive services, except repair	27	4 390	1 250	285	107
76	Miscellaneous repair services	97	41 807	13 623	3 116	560
762	Electrical repair shops	21	9 305	3 103	767	133
7622	Radio and television repair shops	10	2 523	688	146	36
7623, 9	Other electrical and electronic repair shops	11	6 782	2 415	621	97
763	Watch, clock, and jewelry repair	1	(D)	(D)	(D)	AA
764	Reupholstery and furniture repair	8	849	208	49	18
769	Miscellaneous repair and related services	67	(D)	(D)	(D)	EE
78, 79, 84	Amusement and recreation services, including motion pictures and museums	119	39 784	10 149	2 373	1 230
781, 2	Motion picture production, distribution, and services	5	2 796	735	145	37
783	Motion picture theaters	4	(D)	(D)	(D)	BB
784	Video tape rental	27	5 913	967	244	173
792	Theatrical producers (except motion picture), bands, orchestras, and entertainers	5	(D)	(D)	(D)	AA
793	Bowling centers	14	5 552	1 615	387	165
79 ex. 792, 3; 84	Commercial sports and other amusement and recreation services, including museums	64	20 989	6 108	1 411	746
80	Health services	497	303 722	136 011	29 175	4 739
801	Offices and clinics of doctors of medicine	182	132 011	70 871	14 462	1 349
802	Offices and clinics of dentists	131	43 138	15 348	3 325	731
803	Offices and clinics of doctors of osteopathy	46	19 560	8 380	1 626	262
804	Offices and clinics of other health practitioners	94	23 907	8 027	1 733	371
805	Nursing and personal care facilities	14	45 655	19 936	4 766	1 421
806	Hospitals	1	(D)	(D)	(D)	EE
807, 8, 9	Other health services	29	(D)	(D)	(D)	EE
81	Legal services	122	47 515	15 133	3 614	556
823, 4, 9	Selected educational services	9	4 055	1 674	376	115
83	Social services	79	21 587	8 598	2 032	834
835	Child day care services	41	7 454	3 448	835	398
832, 3, 6, 9	Other social services	38	14 133	5 150	1 197	436
87 ex. 8733	Engineering, accounting, research, management, and related services (except noncommercial research organizations)	180	109 640	48 666	11 516	1 604
871	Engineering, architectural, and surveying services	67	60 940	27 377	6 307	791
872	Accounting, auditing, and bookkeeping services	64	23 475	9 160	2 438	439
873 ex. 8733	Research, development, and testing services (except noncommercial research organizations)	9	9 646	4 888	1 141	159
874	Management and public relations services	40	15 579	7 241	1 630	215
89	Services, n.e.c.	5	889	401	99	12

Table 7b. Summary Statistics for Firms Exempt From Federal Income Tax for Metropolitan Areas: 1992

[Includes only establishments with payroll. For meaning of abbreviations and symbols, see introductory text. For explanation of terms and comparability of 1987 and 1992 censuses, see appendix A. For definitions of CMSA's, MSA's, and PMSA's, see appendix D]

SIC code	Geographic area and kind of business or operation	Establishments (number)	Revenue (\$1,000)	Annual payroll (\$1,000)	First-quarter payroll (\$1,000)	Paid employees for pay period including March 12 (number)
ALLENTOWN-BETHLEHEM-EASTON, PA MSA						
	Total	624	1 132 819	519 014	125 019	24 251
7032, 704	Camps and membership lodging	40	7 085	698	186	71
792, 7991 pt., 7997, 7999 pt., 84	Selected amusement, recreation, and related services	43	34 730	11 453	2 234	709
8011 pt.; 8021 pt.; 805, 6, 8, 9	Selected health services	70	859 303	418 643	102 623	16 492
8011 pt., 8021 pt., 805	Clinics of doctors of medicine and dentists	4	(D)	(D)	(D)	BB
	Nursing and personal care facilities	25	84 139	36 898	8 740	2 162
806	Hospitals	11	738 343	364 047	89 716	13 425
8062	General medical and surgical hospitals	9	(D)	(D)	(D)	JJ
8063, 9	Specialty hospitals	2	(D)	(D)	(D)	GG
808, 9	Other health services	30	(D)	(D)	(D)	FF
8111 pt.	Legal aid societies and similar legal services	3	(D)	(D)	(D)	AA
823, 4, 9	Selected educational services	21	(D)	(D)	(D)	CC
83	Social services	180	152 763	62 013	13 662	4 784
835	Child day care services	38	10 064	5 762	1 318	579
832, 3, 6, 9	Other social services	142	142 699	56 251	12 344	4 205
832	Individual and family social services	60	24 857	12 274	2 880	854
833	Job training and vocational rehabilitation services	9	15 951	7 526	1 651	1 066
836	Residential care	39	82 977	32 097	6 775	1 989
839	Social services, n.e.c.	34	18 914	4 354	1 038	296
861, 2, 4, 9	Selected membership organizations	255	62 802	18 991	4 584	1 813
861	Business associations	20	3 527	1 272	295	56
864	Civic, social, and fraternal associations	195	38 540	10 556	2 550	1 261
862, 9	Other membership organizations	40	20 735	7 163	1 739	496
873, 4 ex. 8744	Research, testing, and consulting services, except facilities support management services	12	10 929	4 560	1 080	172
873	Research, development, and testing services	7	7 341	3 377	756	108
874 ex. 8744	Management and public relations services, except facilities support management services	5	3 588	1 183	324	64
ALTOONA, PA MSA						
	Total	137	275 384	126 607	30 809	6 204
7032, 704	Camps and membership lodging	-	-	-	-	-
792, 7991 pt., 7997, 7999 pt., 84	Selected amusement, recreation, and related services	11	3 269	818	143	56
8011 pt.; 8021 pt.; 805, 6, 8, 9	Selected health services	22	237 798	112 201	27 418	4 886
8111 pt.	Legal aid societies and similar legal services	-	-	-	-	-
823, 4, 9	Selected educational services	5	(D)	(D)	(D)	BB
83	Social services	41	23 899	10 582	2 522	890
835	Child day care services	11	(D)	(D)	(D)	BB
832, 3, 6, 9	Other social services	30	(D)	(D)	(D)	FF
861, 2, 4, 9	Selected membership organizations	56	9 986	2 808	673	344
873, 4 ex. 8744	Research, testing, and consulting services, except facilities support management services	2	(D)	(D)	(D)	AA

Table 7b. Summary Statistics for Firms Exempt From Federal Income Tax for Metropolitan Areas: 1992—Con.

[Includes only establishments with payroll. For meaning of abbreviations and symbols, see introductory text. For explanation of terms and comparability of 1987 and 1992 censuses, see appendix A. For definitions of CMSA's, MSA's, and PMSA's, see appendix D]

SIC code	Geographic area and kind of business or operation	Establishments (number)	Revenue (\$1,000)	Annual payroll (\$1,000)	First-quarter payroll (\$1,000)	Paid employees for pay period including March 12 (number)
ERIE, PA MSA						
	Total	316	541 585	233 666	53 976	13 024
7032, 704	Camps and membership lodging	3	(D)	(D)	(D)	AA
792, 7991 pt., 7997, 7999 pt., 84	Selected amusement, recreation, and related services	21	15 552	6 047	1 232	500
8011 pt.; 8021 pt.; 805, 6, 8, 9	Selected health services	56	414 296	184 763	42 765	7 813
8111 pt.	Legal aid societies and similar legal services	2	(D)	(D)	(D)	AA
823, 4, 9	Selected educational services	5	599	195	60	25
83	Social services	108	73 349	31 485	7 251	3 344
835	Child day care services	9	1 536	845	176	93
832, 3, 6, 9	Other social services	99	71 813	30 640	7 075	3 251
861, 2, 4, 9	Selected membership organizations	114	34 027	10 092	2 476	1 294
873, 4 ex. 8744	Research, testing, and consulting services, except facilities support management services	7	2 120	592	82	22
HARRISBURG-LEBANON-CARLISLE, PA MSA						
	Total	842	1 383 305	632 447	154 343	28 557
7032, 704	Camps and membership lodging	10	2 360	816	141	107
792, 7991 pt., 7997, 7999 pt., 84	Selected amusement, recreation, and related services	44	17 837	6 949	1 318	448
8011 pt.; 8021 pt.; 805, 6, 8, 9	Selected health services	112	975 998	490 756	120 708	19 117
8011 pt., 8021 pt. 805	Clinics of doctors of medicine and dentists	14	22 701	12 617	3 700	545
	Nursing and personal care facilities	54	101 362	49 931	12 224	3 553
806	Hospitals	13	822 613	415 516	101 867	14 389
8062	General medical and surgical hospitals	10	(D)	(D)	(D)	JJ
8063, 9	Specialty hospitals	3	(D)	(D)	(D)	GG
808, 9	Other health services	31	29 322	12 692	2 917	630
8111 pt.	Legal aid societies and similar legal services	8	2 193	1 302	330	48
823, 4, 9	Selected educational services	33	7 018	2 519	597	251
83	Social services	254	157 471	57 182	13 795	4 934
835	Child day care services	45	9 097	4 078	929	422
832, 3, 6, 9	Other social services	209	148 374	53 104	12 866	4 512
832	Individual and family social services	72	24 458	10 497	2 485	684
833	Job training and vocational rehabilitation services	17	16 209	10 461	2 538	1 888
836	Residential care	52	36 110	16 654	4 124	1 163
839	Social services, n.e.c.	68	71 597	15 492	3 719	777
861, 2, 4, 9	Selected membership organizations	363	209 248	64 178	15 538	3 401
861	Business associations	84	61 438	21 103	5 193	709
864	Civic, social, and fraternal associations	204	56 008	14 691	3 495	1 690
862, 9	Other membership organizations	75	91 802	28 384	6 850	1 002
873, 4 ex. 8744	Research, testing, and consulting services, except facilities support management services	18	11 180	8 745	1 916	251
873	Research, development, and testing services	12	5 437	1 183	248	35
874 ex. 8744	Management and public relations services, except facilities support management services	6	5 743	7 562	1 668	216

PA-170 PENNSYLVANIA

SERVICE INDUSTRIES—GEOGRAPHIC AREA SERIES

Table 7b. Summary Statistics for Firms Exempt From Federal Income Tax for Metropolitan Areas: 1992—Con.

[Includes only establishments with payroll. For meaning of abbreviations and symbols, see introductory text. For explanation of terms and comparability of 1987 and 1992 censuses, see appendix A. For definitions of CMSA's, MSA's, and PMSA's, see appendix D]

SIC code	Geographic area and kind of business or operation	Establishments (number)	Revenue (\$1,000)	Annual payroll (\$1,000)	First-quarter payroll (\$1,000)	Paid employees for pay period including March 12 (number)
JOHNSTOWN, PA MSA						
	Total	315	422 045	181 279	41 345	9 350
7032, 704	Camps and membership lodging	12	(D)	(D)	(D)	BB
792, 7991 pt., 7997, 7999 pt., 84	Selected amusement, recreation, and related services	18	8 029	2 278	432	180
8011 pt.; 8021 pt.; 805, 6, 8, 9	Selected health services	31	335 785	152 678	35 034	6 946
8111 pt.	Legal aid societies and similar legal services	2	(D)	(D)	(D)	AA
823, 4, 9	Selected educational services	14	2 176	701	161	71
83	Social services	93	25 722	11 420	2 805	1 167
835	Child day care services	17	1 045	535	136	84
832, 3, 6, 9	Other social services	76	24 677	10 885	2 669	1 083
861, 2, 4, 9	Selected membership organizations	139	18 996	4 836	1 158	695
873, 4 ex. 8744	Research, testing, and consulting services, except facilities support management services	6	(D)	(D)	(D)	CC
LANCASTER, PA MSA						
	Total	386	589 452	267 574	64 564	14 177
7032, 704	Camps and membership lodging	5	(D)	(D)	(D)	CC
792, 7991 pt., 7997, 7999 pt., 84	Selected amusement, recreation, and related services	22	12 611	5 241	1 109	395
8011 pt.; 8021 pt.; 805, 6, 8, 9	Selected health services	54	449 607	213 001	51 484	9 546
8111 pt.	Legal aid societies and similar legal services	1	(D)	(D)	(D)	BB
823, 4, 9	Selected educational services	19	5 442	2 389	580	195
83	Social services	140	79 510	34 360	8 337	2 925
835	Child day care services	34	5 092	3 053	723	346
832, 3, 6, 9	Other social services	106	74 418	31 307	7 614	2 579
861, 2, 4, 9	Selected membership organizations	139	38 823	10 725	2 518	931
873, 4 ex. 8744	Research, testing, and consulting services, except facilities support management services	6	(D)	(D)	(D)	AA
NEW YORK—NORTHERN NEW JERSEY—LONG ISLAND, NY—NJ—CT—PA CMSA						
	Total	15 008	52 822 858	24 483 198	5 941 670	869 864
7032, 704	Camps and membership lodging	83	(D)	(D)	(D)	FF
7032	Sporting and recreational camps	58	34 499	10 326	1 250	348
704	Organization hotels and lodging houses, on membership basis	25	(D)	(D)	(D)	EE
792, 7991 pt., 7997, 7999 pt., 84	Selected amusement, recreation, and related services	1 250	(D)	(D)	(D)	KK
792	Theatrical producers (except motion picture), bands, orchestras, and entertainers	376	572 523	249 194	67 659	12 680
7922	Theatrical producers (except motion picture) and miscellaneous theatrical services	208	(D)	(D)	(D)	II
7922 pt.	Producers of live theatrical productions	155	127 592	50 562	12 943	3 498
7922 pt.	Producers of radio and television shows, except tape	7	(D)	(D)	(D)	BB
7922 pt.	Artists' and entertainers' managers or agents, concert bureaus, booking agents	13	5 920	1 075	226	41
7922 pt.	Other theatrical services	33	165 543	66 407	14 934	2 316
7929	Bands, orchestras, actors, and other entertainers and entertainment groups	168	(D)	(D)	(D)	II
7929 pt.	Dance groups and artists	59	60 578	25 268	7 257	1 209
7929 pt.	Symphony orchestras, opera companies, and chamber music organizations	70	194 699	100 900	31 156	5 333
7929 pt.	Other music groups and artists	28	(D)	(D)	(D)	CC
7929 pt.	Other entertainers and entertainment groups	11	(D)	(D)	(D)	BB
7991 pt., 7997	Gymnasiums, athletic clubs, and membership sports and recreation clubs	602	704 681	281 326	48 220	11 827
7991 pt.	Gymnasiums and athletic clubs	15	41 200	16 151	4 112	884
7997	Membership sports and recreation clubs	587	663 481	265 175	44 108	10 943
7999 pt.	Fairs	7	(D)	(D)	(D)	BB
84	Museums, art galleries, and botanical and zoological gardens	265	581 287	239 994	55 932	11 634
841	Museums and art galleries	229	(D)	(D)	(D)	II
842	Arboreta and botanical or zoological gardens	36	(D)	(D)	(D)	GG

Table 7b. Summary Statistics for Firms Exempt From Federal Income Tax for Metropolitan Areas: 1992—Con.

[Includes only establishments with payroll. For meaning of abbreviations and symbols, see introductory text. For explanation of terms and comparability of 1987 and 1992 censuses, see appendix A. For definitions of CMSA's, MSA's, and PMSA's, see appendix D]

SIC code	Geographic area and kind of business or operation	Establishments (number)	Revenue (\$1,000)	Annual payroll (\$1,000)	First-quarter payroll (\$1,000)	Paid employees for pay period including March 12 (number)
NEW YORK—NORTHERN NEW JERSEY—LONG ISLAND, NY—NJ—CT—PA CMSA—Con.						
8011 pt.; 8021 pt.; 805, 6, 8, 9	Selected health services	1 622	36 495 160	18 903 968	4 627 883	598 867
8011 pt., 8021 pt.	Clinics of doctors of medicine and dentists	137	(D)	(D)	(D)	JJ
8011 pt.	General medical clinics	132	(D)	(D)	(D)	JJ
8021 pt.	Dental clinics	5	1 803	1 303	236	44
805	Nursing and personal care facilities	533	(D)	(D)	(D)	LL
8051	Skilled nursing care facilities	202	2 118 874	1 107 119	265 372	45 032
8052	Intermediate care facilities	304	340 987	182 425	46 288	10 779
8059	Nursing and personal care facilities, n.e.c.	27	(D)	(D)	(D)	FF
806	Hospitals	282	(D)	(D)	(D)	MM
8062	General medical and surgical hospitals	210	27 449 248	13 745 244	3 381 961	400 654
8062 pt.	General medical and surgical hospitals, nongovernment	180	22 098 635	10 793 708	2 634 410	322 507
8062 pt.	General medical and surgical hospitals, government	30	5 350 613	2 951 536	747 551	78 147
8063, 9	Specialty hospitals	72	(D)	(D)	(D)	LL
8063	Psychiatric hospitals	44	1 715 523	1 246 341	307 075	36 883
8063 pt.	Psychiatric hospitals, nongovernment	13	(D)	(D)	(D)	II
8063 pt.	Psychiatric hospitals, government	31	(D)	(D)	(D)	KK
8069	Specialty hospitals, except psychiatric	28	(D)	(D)	(D)	JJ
8069 pt.	Specialty hospitals, except psychiatric; nongovernment	21	(D)	(D)	(D)	JJ
8069 pt.	Specialty hospitals, except psychiatric; government	7	(D)	(D)	(D)	II
808, 9	Other health services	670	(D)	(D)	(D)	LL
808	Home health care services	190	(D)	(D)	(D)	LL
809	Miscellaneous health and allied services, n.e.c.	480	(D)	(D)	(D)	JJ
8092	Kidney dialysis centers	8	(D)	(D)	(D)	EE
8093	Specialty outpatient facilities, n.e.c.	415	541 828	283 822	69 101	12 875
8099	Health and allied services, n.e.c.	57	(D)	(D)	(D)	HH
8111 pt.	Legal aid societies and similar legal services	135	243 198	151 783	36 884	3 956
823, 4, 9	Selected educational services	686	606 536	201 432	48 269	11 918
823	Libraries	248	(D)	(D)	(D)	II
824	Vocational schools	77	(D)	(D)	(D)	FF
8243	Data processing schools	1	(D)	(D)	(D)	BB
8244	Business and secretarial schools	8	(D)	(D)	(D)	BB
8249	Vocational schools, n.e.c.	68	35 315	12 231	3 064	638
829	Schools and educational services, n.e.c.	361	(D)	(D)	(D)	II
83	Social services	6 597	7 989 246	2 715 349	644 292	151 571
835	Child day care services	1 410	(D)	(D)	(D)	JJ
832, 3, 6, 9	Other social services	5 187	(D)	(D)	(D)	MM
832	Individual and family social services	2 292	(D)	(D)	(D)	LL
833	Job training and vocational rehabilitation services	386	(D)	(D)	(D)	JJ
836	Residential care	1 094	(D)	(D)	(D)	KK
839	Social services, n.e.c.	1 415	3 140 520	650 983	147 624	27 708
861, 2, 4, 9	Selected membership organizations	4 108	3 631 428	1 027 974	245 920	45 390
861	Business associations	832	(D)	(D)	(D)	II
864	Civic, social, and fraternal associations	2 210	(D)	(D)	(D)	KK
862, 9	Other membership organizations	1 066	(D)	(D)	(D)	JJ
862	Professional membership organizations	431	(D)	(D)	(D)	HH
869	Membership organizations, n.e.c.	635	(D)	(D)	(D)	II
873, 4 ex. 8744	Research, testing, and consulting services, except facilities support management services	527	1 939 599	694 581	163 804	21 246
873	Research, development, and testing services	394	1 254 851	520 236	123 301	16 649
8731	Commercial physical and biological research	30	337 097	183 749	44 743	4 037
8732	Commercial economic, sociological, and educational research	52	(D)	(D)	(D)	EE
8733	Noncommercial research organizations	304	843 075	298 471	69 428	11 321
8734	Testing laboratories	8	(D)	(D)	(D)	FF
874 ex. 8744	Management and public relations services, except facilities support management services	133	684 748	174 345	40 503	4 597
8741	Management services	33	(D)	(D)	(D)	FF
8742	Management consulting services	37	31 797	12 958	2 322	206
8743	Public relations services	11	3 187	1 098	280	36
8748	Business consulting services, n.e.c.	52	(D)	(D)	(D)	HH
Bergen—Passaic, NJ PMSA						
Total		685	1 999 677	929 709	230 330	34 902
(See appropriate State for SIC detail.)						
Bridgeport, CT PMSA						
Total		323	741 732	352 807	87 728	14 109
(See appropriate State for SIC detail.)						
Danbury, CT PMSA						
Total		186	375 171	180 997	44 425	7 048
(See appropriate State for SIC detail.)						

Table 7b. **Summary Statistics for Firms Exempt From Federal Income Tax for Metropolitan Areas: 1992—Con.**

[Includes only establishments with payroll. For meaning of abbreviations and symbols, see introductory text. For explanation of terms and comparability of 1987 and 1992 censuses, see appendix A. For definitions of CMSA's, MSA's, and PMSA's, see appendix D]

SIC code	Geographic area and kind of business or operation	Establishments (number)	Revenue (\$1,000)	Annual payroll (\$1,000)	First-quarter payroll (\$1,000)	Paid employees for pay period including March 12 (number)
	NEW YORK—NORTHERN NEW JERSEY—LONG ISLAND, NY—NJ—CT—PA CMSA—Con.					
	Dutchess County, NY PMSA					
	Total	298	572 268	280 423	68 755	11 729
	(See appropriate State for SIC detail.)					
	Jersey City, NJ PMSA					
	Total	212	812 704	381 990	94 501	15 166
	(See appropriate State for SIC detail.)					
	Middlesex—Somerset—Hunterdon, NJ PMSA					
	Total	567	1 551 538	737 797	178 974	29 341
	(See appropriate State for SIC detail.)					
	Monmouth—Ocean, NJ PMSA					
	Total	529	1 364 999	614 238	146 074	25 658
	(See appropriate State for SIC detail.)					
	Nassau—Suffolk, NY PMSA					
	Total	1 620	5 103 659	2 571 649	628 329	88 859
	(See appropriate State for SIC detail.)					
	New Haven—Meriden, CT PMSA					
	Total	565	1 541 483	664 102	161 321	24 852
	(See appropriate State for SIC detail.)					
	New York, NY PMSA					
	Total	7 358	31 445 645	14 523 610	3 517 255	495 837
	(See appropriate State for SIC detail.)					
	Newark, NJ PMSA					
	Total	1 356	4 321 336	1 966 664	476 404	73 496
	(See appropriate State for SIC detail.)					
	Newburgh, NY—PA PMSA					
	Total	252	385 680	191 808	46 036	7 715
7032, 704	Camps and membership lodging	5	(D)	(D)	(D)	BB
792, 7991 pt., 7997, 7999 pt., 84	Selected amusement, recreation, and related services	20	11 482	4 286	685	151
8011 pt.; 8021 pt.; 805, 6, 8, 9	Selected health services	33	265 657	147 080	36 063	5 130
8111 pt.	Legal aid societies and similar legal services	2	(D)	(D)	(D)	BB
823, 4, 9	Selected educational services	16	14 118	5 749	1 197	446
83	Social services	101	50 361	23 308	5 662	1 364
835	Child day care services	21	2 320	1 448	367	197
832, 3, 6, 9	Other social services	80	48 041	21 860	5 295	1 167
861, 2, 4, 9	Selected membership organizations	73	37 572	8 877	1 943	557
873, 4 ex. 8744	Research, testing, and consulting services, except facilities support management services	2	(D)	(D)	(D)	AA
	Stamford—Norwalk, CT PMSA					
	Total	488	864 802	382 697	90 154	14 124
	(See appropriate State for SIC detail.)					
	Trenton, NJ PMSA					
	Total	421	1 360 553	525 432	126 799	20 197
	(See appropriate State for SIC detail.)					

SERVICE INDUSTRIES—GEOGRAPHIC AREA SERIES

PENNSYLVANIA PA-173

Table 7b. Summary Statistics for Firms Exempt From Federal Income Tax for Metropolitan Areas: 1992—Con.

[Includes only establishments with payroll. For meaning of abbreviations and symbols, see introductory text. For explanation of terms and comparability of 1987 and 1992 censuses, see appendix A. For definitions of CMSA's, MSA's, and PMSA's, see appendix D]

SIC code	Geographic area and kind of business or operation	Establishments (number)	Revenue (\$1,000)	Annual payroll (\$1,000)	First-quarter payroll (\$1,000)	Paid employees for pay period including March 12 (number)
	NEW YORK—NORTHERN NEW JERSEY—LONG ISLAND, NY—NJ—CT—PA CMSA—Con.					
	Waterbury, CT PMSA					
	Total	148	381 611	179 275	44 585	6 831
	(See appropriate State for SIC detail.)					
	PHILADELPHIA—WILMINGTON—ATLANTIC CITY, PA—NJ—DE—MD CMSA					
	Total	4 950	14 262 614	6 223 593	1 494 299	254 178
7032, 704	Camps and membership lodging	35	(D)	(D)	(D)	CC
7032	Sporting and recreational camps	18	4 760	1 825	273	78
704	Organization hotels and lodging houses, on membership basis	17	(D)	(D)	(D)	CC
792, 7991 pt., 7997, 7999 pt., 84	Selected amusement, recreation, and related services	366	(D)	(D)	(D)	II
792	Theatrical producers (except motion picture), bands, orchestras, and entertainers	62	71 892	29 676	7 370	1 402
7922	Theatrical producers (except motion picture) and miscellaneous theatrical services	36	(D)	(D)	(D)	FF
7922 pt.	Producers of live theatrical productions	24	(D)	(D)	(D)	FF
7922 pt.	Producers of radio and television shows, except tape	1	(D)	(D)	(D)	AA
7922 pt.	Artists' and entertainers' managers or agents, concert bureaus, booking agents	3	53	31	7	2
7922 pt.	Other theatrical services	8	(D)	(D)	(D)	CC
7929	Bands, orchestras, actors, and other entertainers and entertainment groups	26	(D)	(D)	(D)	FF
7929 pt.	Dance groups and artists	4	(D)	(D)	(D)	CC
7929 pt.	Symphony orchestras, opera companies, and chamber music organizations	14	(D)	(D)	(D)	EE
7929 pt.	Other music groups and artists	6	(D)	(D)	(D)	BB
7929 pt.	Other entertainers and entertainment groups	2	(D)	(D)	(D)	AA
7991 pt., 7997	Gymnasiums, athletic clubs, and membership sports and recreation clubs	231	179 848	74 183	14 259	4 062
7991 pt.	Gymnasiums and athletic clubs	5	5 317	2 341	559	283
7997	Membership sports and recreation clubs	226	174 531	71 842	13 700	3 779
7999 pt.	Fairs	3	(D)	(D)	(D)	AA
84	Museums, art galleries, and botanical and zoological gardens	70	176 622	55 114	12 562	3 217
841	Museums and art galleries	57	(D)	(D)	(D)	GG
842	Arboreta and botanical or zoological gardens	13	(D)	(D)	(D)	GG
8011 pt.; 8021 pt.; 805, 6, 8, 9	Selected health services	627	10 885 786	4 956 794	1 190 926	178 806
8011 pt., 8021 pt.	Clinics of doctors of medicine and dentists	63	(D)	(D)	(D)	GG
8011 pt.	General medical clinics	60	(D)	(D)	(D)	GG
8021 pt.	Dental clinics	3	(D)	(D)	(D)	BB
805	Nursing and personal care facilities	224	(D)	(D)	(D)	JJ
8051	Skilled nursing care facilities	98	606 631	278 120	66 616	16 386
8052	Intermediate care facilities	108	(D)	(D)	(D)	GG
8059	Nursing and personal care facilities, n.e.c.	18	(D)	(D)	(D)	GG
806	Hospitals	131	9 645 343	4 382 943	1 054 494	147 379
8062	General medical and surgical hospitals	99	(D)	(D)	(D)	MM
8062 pt.	General medical and surgical hospitals, nongovernment	93	7 888 173	3 505 420	843 256	119 607
8062 pt.	General medical and surgical hospitals, government	6	(D)	(D)	(D)	II
8063, 9	Specialty hospitals	32	(D)	(D)	(D)	JJ
8063	Psychiatric hospitals	14	(D)	(D)	(D)	II
8063 pt.	Psychiatric hospitals, nongovernment	7	124 149	66 365	16 713	2 271
8063 pt.	Psychiatric hospitals, government	7	(D)	(D)	(D)	II
8069	Specialty hospitals, except psychiatric	18	(D)	(D)	(D)	JJ
8069 pt.	Specialty hospitals, except psychiatric; nongovernment	17	(D)	(D)	(D)	JJ
8069 pt.	Specialty hospitals, except psychiatric; government	1	(D)	(D)	(D)	FF
808, 9	Other health services	209	439 844	208 491	48 559	9 855
808	Home health care services	52	(D)	(D)	(D)	HH
809	Miscellaneous health and allied services, n.e.c.	157	(D)	(D)	(D)	II
8092	Kidney dialysis centers	4	(D)	(D)	(D)	CC
8093	Specialty outpatient facilities, n.e.c.	126	185 706	92 018	21 991	4 470
8099	Health and allied services, n.e.c.	27	(D)	(D)	(D)	GG
8111 pt.	Legal aid societies and similar legal services	36	(D)	(D)	(D)	FF
823, 4, 9	Selected educational services	192	(D)	(D)	(D)	HH
823	Libraries	63	21 928	9 297	2 267	720
824	Vocational schools	23	10 401	4 254	1 211	222
8243	Data processing schools	—	—	—	—	—
8244	Business and secretarial schools	1	(D)	(D)	(D)	BB
8249	Vocational schools, n.e.c.	22	(D)	(D)	(D)	CC
829	Schools and educational services, n.e.c.	106	(D)	(D)	(D)	GG

PA-174 PENNSYLVANIA

SERVICE INDUSTRIES—GEOGRAPHIC AREA SERIES

Table 7b. Summary Statistics for Firms Exempt From Federal Income Tax for Metropolitan Areas: 1992—Con.

[Includes only establishments with payroll. For meaning of abbreviations and symbols, see introductory text. For explanation of terms and comparability of 1987 and 1992 censuses, see appendix A. For definitions of CMSA's, MSA's, and PMSA's, see appendix D]

SIC code	Geographic area and kind of business or operation	Establishments (number)	Revenue (\$1,000)	Annual payroll (\$1,000)	First-quarter payroll (\$1,000)	Paid employees for pay period including March 12 (number)
PHILADELPHIA—WILMINGTON—ATLANTIC CITY, PA—NJ—DE—MD CMSA—Con.						
83	Social services	2 125	1 793 906	712 077	174 116	45 571
835	Child day care services	379	104 402	58 397	14 538	5 629
832, 3, 6, 9	Other social services	1 746	1 689 504	653 680	159 578	39 942
832	Individual and family social services	753	461 275	208 173	49 603	12 996
833	Job training and vocational rehabilitation services	156	168 313	69 926	17 404	6 347
836	Residential care	466	574 735	270 028	66 236	15 411
839	Social services, n.e.c.	371	485 181	105 553	26 335	5 188
861, 2, 4, 9	Selected membership organizations	1 423	664 622	204 749	49 654	13 446
861	Business associations	199	123 379	37 704	8 902	1 225
864	Civic, social, and fraternal associations	861	246 585	77 953	19 131	7 775
862, 9	Other membership organizations	363	294 658	89 092	21 621	4 446
862	Professional membership organizations	149	177 390	47 907	11 645	1 824
869	Membership organizations, n.e.c.	214	117 268	41 185	9 976	2 622
873, 4 ex. 8744	Research, testing, and consulting services, except facilities support management services	146	348 675	126 623	29 939	3 952
873	Research, development, and testing services	101	(D)	(D)	(D)	HH
8731	Commercial physical and biological research	11	25 257	9 666	2 454	330
8732	Commercial economic, sociological, and educational research	6	(D)	(D)	(D)	BB
8733	Noncommercial research organizations	80	162 534	73 906	17 909	2 472
8734	Testing laboratories	4	(D)	(D)	(D)	CC
874 ex. 8744	Management and public relations services, except facilities support management services	45	(D)	(D)	(D)	FF
8741	Management services	21	(D)	(D)	(D)	EE
8742	Management consulting services	8	(D)	(D)	(D)	BB
8743	Public relations services	2	(D)	(D)	(D)	AA
8748	Business consulting services, n.e.c.	14	(D)	(D)	(D)	FF
Atlantic—Cape May, NJ PMSA						
	Total	234	530 654	261 014	62 397	10 165
(See appropriate State for SIC detail.)						
Philadelphia, PA—NJ PMSA						
	Total	4 150	12 371 580	5 327 568	1 285 165	217 914
7032, 704	Camps and membership lodging	28	4 911	1 564	248	81
7032	Sporting and recreational camps	13	3 900	1 447	216	63
704	Organization hotels and lodging houses, on membership basis	15	1 011	117	32	18
792, 7991 pt., 7997, 7999 pt., 84	Selected amusement, recreation, and related services	291	344 059	128 383	27 196	6 889
792	Theatrical producers (except motion picture), bands, orchestras, and entertainers	49	(D)	(D)	(D)	GG
7922	Theatrical producers (except motion picture) and miscellaneous theatrical services	28	(D)	(D)	(D)	FF
7922 pt.	Producers of live theatrical productions	19	20 744	7 997	1 921	533
7922 pt.	Producers of radio and television shows, except tape	1	(D)	(D)	(D)	AA
7922 pt.	Artists' and entertainers' managers or agents, concert bureaus, booking agents	2	(D)	(D)	(D)	AA
7922 pt.	Other theatrical services	6	5 130	1 521	407	94
7929	Bands, orchestras, actors, and other entertainers and entertainment groups	21	36 396	17 496	4 370	570
7929 pt.	Dance groups and artists	4	(D)	(D)	(D)	CC
7929 pt.	Symphony orchestras, opera companies, and chamber music organizations	10	24 759	13 412	3 416	349
7929 pt.	Other music groups and artists	5	3 649	552	100	25
7929 pt.	Other entertainers and entertainment groups	2	(D)	(D)	(D)	AA
7991 pt., 7997	Gymnasiums, athletic clubs, and membership sports and recreation clubs	192	148 995	61 443	11 412	3 512
7991 pt.	Gymnasiums and athletic clubs	5	5 317	2 341	559	283
7997	Membership sports and recreation clubs	187	143 678	59 102	10 853	3 229
7999 pt.	Fairs	1	(D)	(D)	(D)	AA
84	Museums, art galleries, and botanical and zoological gardens	49	132 505	39 878	9 074	2 167
841	Museums and art galleries	39	85 647	23 810	5 177	1 171
842	Arboreta and botanical or zoological gardens	10	46 858	16 068	3 897	996

Table 7b. Summary Statistics for Firms Exempt From Federal Income Tax for Metropolitan Areas: 1992—Con.

[Includes only establishments with payroll. For meaning of abbreviations and symbols, see introductory text. For explanation of terms and comparability of 1987 and 1992 censuses, see appendix A. For definitions of CMSA's, MSA's, and PMSA's, see appendix D]

SIC code	Geographic area and kind of business or operation	Establishments (number)	Revenue (\$1,000)	Annual payroll (\$1,000)	First-quarter payroll (\$1,000)	Paid employees for pay period including March 12 (number)
PHILADELPHIA—WILMINGTON—ATLANTIC CITY, PA—NJ—DE—MD CMSA—Con.						
Philadelphia, PA—NJ PMSA—Con.						
8011 pt.; 8021 pt.; 805, 6, 8, 9	Selected health services	538	9 409 351	4 216 980	1 018 138	152 799
8011 pt., 8021 pt.	Clinics of doctors of medicine and dentists	55	83 138	39 477	9 848	1 444
8011 pt.	General medical clinics	52	(D)	(D)	(D)	GG
8021 pt.	Dental clinics	3	(D)	(D)	(D)	BB
805	Nursing and personal care facilities	200	629 273	282 689	67 277	17 478
8051	Skilled nursing care facilities	85	545 439	247 218	58 775	14 526
8052	Intermediate care facilities	100	50 936	23 093	5 653	2 055
8059	Nursing and personal care facilities, n.e.c.	15	32 898	12 378	2 849	897
806	Hospitals	110	8 319 206	3 718 484	899 856	125 620
8062	General medical and surgical hospitals	82	7 071 356	3 153 199	761 371	106 715
8062 pt.	General medical and surgical hospitals, nongovernment	79	6 889 494	3 045 688	735 773	103 695
8062 pt.	General medical and surgical hospitals, government	3	181 862	107 511	25 598	3 020
8063, 9	Specialty hospitals	28	1 247 850	565 285	138 485	18 905
8063	Psychiatric hospitals	12	365 520	219 809	55 359	6 910
8063 pt.	Psychiatric hospitals, nongovernment	7	124 149	66 365	16 713	2 271
8063 pt.	Psychiatric hospitals, government	5	241 371	153 444	38 646	4 639
8069	Specialty hospitals, except psychiatric	16	882 330	345 476	83 126	11 995
8069 pt.	Specialty hospitals, except psychiatric; nongovernment	15	(D)	(D)	(D)	JJ
8069 pt.	Specialty hospitals, except psychiatric; government	1	(D)	(D)	(D)	FF
808, 9	Other health services	173	377 734	176 330	41 157	8 257
808	Home health care services	44	139 395	64 872	14 347	3 035
809	Miscellaneous health and allied services, n.e.c.	129	238 339	111 458	26 810	5 222
8092	Kidney dialysis centers	4	(D)	(D)	(D)	CC
8093	Specialty outpatient facilities, n.e.c.	103	160 136	80 004	19 013	3 917
8099	Health and allied services, n.e.c.	22	(D)	(D)	(D)	GG
8111 pt.	Legal aid societies and similar legal services	31	37 631	25 527	6 053	766
823, 4, 9	Selected educational services	168	81 884	29 930	7 499	2 361
823	Libraries	57	18 690	7 844	1 912	628
824	Vocational schools	20	10 110	4 122	1 178	209
8243	Data processing schools	—	—	—	—	—
8244	Business and secretarial schools	1	(D)	(D)	(D)	BB
8249	Vocational schools, n.e.c.	19	(D)	(D)	(D)	CC
829	Schools and educational services, n.e.c.	91	53 084	17 964	4 409	1 524
83	Social services	1 814	1 596 059	628 873	154 454	40 171
835	Child day care services	332	88 825	50 622	12 576	4 861
832, 3, 6, 9	Other social services	1 482	1 507 234	578 251	141 878	35 310
832	Individual and family social services	635	409 417	184 942	43 994	11 549
833	Job training and vocational rehabilitation services	132	143 318	58 576	14 692	5 532
836	Residential care	416	521 592	241 752	59 653	13 671
839	Social services, n.e.c.	299	432 907	92 981	23 539	4 558
861, 2, 4, 9	Selected membership organizations	1 148	557 247	173 321	42 432	11 025
861	Business associations	155	92 438	30 705	7 409	1 011
864	Civic, social, and fraternal associations	687	197 807	61 084	15 218	5 956
862, 9	Other membership organizations	306	267 002	81 532	19 805	4 058
862	Professional membership organizations	124	165 316	44 444	10 829	1 652
869	Membership organizations, n.e.c.	182	101 686	37 088	8 976	2 406
873, 4 ex. 8744	Research, testing, and consulting services, except facilities support management services	132	340 438	122 990	29 145	3 822
873	Research, development, and testing services	90	192 575	86 941	21 211	2 889
8731	Commercial physical and biological research	11	25 257	9 666	2 454	330
8732	Commercial economic, sociological, and educational research	5	(D)	(D)	(D)	AA
8733	Noncommercial research organizations	71	155 091	70 645	17 183	2 367
8734	Testing laboratories	3	(D)	(D)	(D)	CC
874 ex. 8744	Management and public relations services, except facilities support management services	42	147 863	36 049	7 934	933
8741	Management services	19	36 504	12 605	2 689	291
8742	Management consulting services	7	7 375	3 525	750	56
8743	Public relations services	2	(D)	(D)	(D)	AA
8748	Business consulting services, n.e.c.	14	(D)	(D)	(D)	FF
Vineland—Millville—Bridgeton, NJ PMSA						
Total		99	206 699	99 379	22 577	4 235
(See appropriate State for SIC detail.)						
Wilmington—Newark, DE—MD PMSA						
Total		467	1 153 681	535 632	124 160	21 864
(See appropriate State for SIC detail.)						

PA—176 PENNSYLVANIA

SERVICE INDUSTRIES—GEOGRAPHIC AREA SERIES

Table 7b. Summary Statistics for Firms Exempt From Federal Income Tax for Metropolitan Areas: 1992—Con.

[Includes only establishments with payroll. For meaning of abbreviations and symbols, see introductory text. For explanation of terms and comparability of 1987 and 1992 censuses, see appendix A. For definitions of CMSA's, MSA's, and PMSA's, see appendix D]

SIC code	Geographic area and kind of business or operation	Establishments (number)	Revenue (\$1,000)	Annual payroll (\$1,000)	First-quarter payroll (\$1,000)	Paid employees for pay period including March 12 (number)
PITTSBURGH, PA MSA						
	Total	2 574	6 304 891	2 623 381	625 795	113 452
7032, 704	Camps and membership lodging	32	4 970	1 255	229	104
7032	Sporting and recreational camps	8	2 571	1 044	173	60
704	Organization hotels and lodging houses, on membership basis	24	2 399	211	56	44
792, 7991 pt., 7997, 7999 pt., 84	Selected amusement, recreation, and related services	148	191 534	70 630	15 434	4 669
792	Theatrical producers (except motion picture), bands, orchestras, and entertainers	26	31 676	16 198	4 222	892
7922	Theatrical producers (except motion picture) and miscellaneous theatrical services	9	9 546	3 585	939	198
7922 pt.	Producers of live theatrical productions	8	(D)	(D)	(D)	CC
7922 pt.	Producers of radio and television shows, except tape	—	—	—	—	—
7922 pt.	Artists' and entertainers' managers or agents, concert bureaus, booking agents	—	—	—	—	—
7922 pt.	Other theatrical services	1	(D)	(D)	(D)	AA
7929	Bands, orchestras, actors, and other entertainers and entertainment groups	17	22 130	12 613	3 283	694
7929 pt.	Dance groups and artists	1	(D)	(D)	(D)	AA
7929 pt.	Symphony orchestras, opera companies, and chamber music organizations	9	(D)	(D)	(D)	FF
7929 pt.	Other music groups and artists	6	(D)	(D)	(D)	BB
7929 pt.	Other entertainers and entertainment groups	1	(D)	(D)	(D)	AA
7991 pt., 7997	Gymnasiums, athletic clubs, and membership sports and recreation clubs	96	102 867	39 587	6 974	2 624
7991 pt.	Gymnasiums and athletic clubs	5	(D)	(D)	(D)	CC
7997	Membership sports and recreation clubs	91	(D)	(D)	(D)	GG
7999 pt.	Fairs	4	1 998	190	36	7
84	Museums, art galleries, and botanical and zoological gardens	22	54 993	14 655	4 202	1 146
841	Museums and art galleries	21	(D)	(D)	(D)	GG
842	Arboreta and botanical or zoological gardens	1	(D)	(D)	(D)	BB
8011 pt., 8021 pt., 805, 6, 8, 9	Selected health services	265	5 064 022	2 194 893	525 846	82 842
8011 pt., 8021 pt.	Clinics of doctors of medicine and dentists	43	154 284	37 097	8 715	1 064
8011 pt.	General medical clinics	43	154 284	37 097	8 715	1 064
8021 pt.	Dental clinics	—	—	—	—	—
805	Nursing and personal care facilities	76	226 298	95 682	22 758	6 515
8051	Skilled nursing care facilities	33	183 243	74 606	17 933	5 148
8052	Intermediate care facilities	39	29 402	15 232	3 488	912
8059	Nursing and personal care facilities, n.e.c.	4	13 653	5 844	1 337	455
806	Hospitals	55	4 508 713	1 983 241	475 888	71 503
8062	General medical and surgical hospitals	41	(D)	(D)	(D)	LL
8062 pt.	General medical and surgical hospitals, nongovernment	39	3 613 737	1 521 767	368 636	56 920
8062 pt.	General medical and surgical hospitals, government	2	(D)	(D)	(D)	HH
8063, 9	Specialty hospitals	14	(D)	(D)	(D)	JJ
8063	Psychiatric hospitals	7	(D)	(D)	(D)	II
8063 pt.	Psychiatric hospitals, nongovernment	3	(D)	(D)	(D)	HH
8063 pt.	Psychiatric hospitals, government	4	173 530	108 622	24 329	3 424
8069	Specialty hospitals, except psychiatric	7	389 220	171 184	41 138	5 747
8069 pt.	Specialty hospitals, except psychiatric; nongovernment	7	389 220	171 184	41 138	5 747
8069 pt.	Specialty hospitals, except psychiatric; government	—	—	—	—	—
808, 9	Other health services	91	174 727	78 873	18 485	3 760
808	Home health care services	21	(D)	(D)	(D)	GG
809	Miscellaneous health and allied services, n.e.c.	70	(D)	(D)	(D)	GG
8092	Kidney dialysis centers	5	(D)	(D)	(D)	CC
8093	Specialty outpatient facilities, n.e.c.	49	59 932	33 497	8 163	1 583
8099	Health and allied services, n.e.c.	16	(D)	(D)	(D)	EE
8111 pt.	Legal aid societies and similar legal services	11	7 195	3 331	803	135
823, 4, 9	Selected educational services	114	58 311	19 115	4 610	1 508
823	Libraries	75	30 882	10 423	2 837	962
824	Vocational schools	14	16 873	4 293	757	300
8243	Data processing schools	—	—	—	—	—
8244	Business and secretarial schools	—	—	—	—	—
8249	Vocational schools, n.e.c.	14	16 873	4 293	757	300
829	Schools and educational services, n.e.c.	25	10 556	4 399	1 016	246
83	Social services	848	536 319	212 128	50 472	15 695
835	Child day care services	138	42 510	19 117	4 627	2 035
832, 3, 6, 9	Other social services	710	493 809	193 011	45 845	13 660
832	Individual and family social services	310	160 036	72 892	17 526	5 569
833	Job training and vocational rehabilitation services	49	47 688	23 099	5 320	1 831
836	Residential care	195	128 597	63 690	15 007	4 291
839	Social services, n.e.c.	156	157 488	33 330	7 992	1 969
861, 2, 4, 9	Selected membership organizations	1 098	335 172	92 304	21 647	7 505
861	Business associations	101	40 996	12 795	2 968	492
864	Civic, social, and fraternal associations	850	178 414	44 219	10 237	5 251
862, 9	Other membership organizations	147	115 762	35 290	8 442	1 762
862	Professional membership organizations	51	71 811	19 676	4 823	717
869	Membership organizations, n.e.c.	96	43 951	15 614	3 619	1 045

Table 7b. Summary Statistics for Firms Exempt From Federal Income Tax for Metropolitan Areas: 1992—Con.

[Includes only establishments with payroll. For meaning of abbreviations and symbols, see introductory text. For explanation of terms and comparability of 1987 and 1992 censuses, see appendix A. For definitions of CMSA's, MSA's, and PMSA's, see appendix D]

SIC code	Geographic area and kind of business or operation	Establishments (number)	Revenue (\$1,000)	Annual payroll (\$1,000)	First-quarter payroll (\$1,000)	Paid employees for pay period including March 12 (number)
PITTSBURGH, PA MSA—Con.						
873, 4 ex. 8744	Research, testing, and consulting services, except facilities support management services	58	107 368	29 725	6 754	994
873	Research, development, and testing services	38	67 770	20 778	4 540	682
8731	Commercial physical and biological research	9	17 073	4 991	1 078	198
8732	Commercial economic, sociological, and educational research	7	(D)	(D)	(D)	AA
8733	Noncommercial research organizations	21	48 656	15 239	3 340	468
8734	Testing laboratories	1	(D)	(D)	(D)	AA
874 ex. 8744	Management and public relations services, except facilities support management services	20	39 598	8 947	2 214	312
8741	Management services	5	5 055	2 553	605	111
8742	Management consulting services	8	9 141	4 557	1 149	134
8743	Public relations services	2	(D)	(D)	(D)	AA
8748	Business consulting services, n.e.c.	5	(D)	(D)	(D)	BB
READING, PA MSA						
	Total	321	479 225	214 531	53 229	10 693
7032, 704	Camps and membership lodging	4	(D)	(D)	(D)	AA
792, 7991 pt., 7997, 7999 pt., 84	Selected amusement, recreation, and related services	30	12 545	4 816	968	530
8011 pt.; 8021 pt.; 805, 6, 8, 9	Selected health services	31	360 285	173 114	43 414	7 339
8111 pt.	Legal aid societies and similar legal services	1	(D)	(D)	(D)	AA
823, 4, 9	Selected educational services	13	1 613	483	115	36
83	Social services	82	62 538	24 009	5 767	1 635
835	Child day care services	15	2 056	1 196	302	204
832, 3, 6, 9	Other social services	67	60 482	22 813	5 465	1 431
861, 2, 4, 9	Selected membership organizations	155	38 610	10 454	2 603	1 083
873, 4 ex. 8744	Research, testing, and consulting services, except facilities support management services	5	1 977	999	239	40
SCRANTON-WILKES-BARRE-HAZLETON, PA MSA						
	Total	649	1 243 258	573 218	138 401	28 245
7032, 704	Camps and membership lodging	4	(D)	(D)	(D)	AA
792, 7991 pt., 7997, 7999 pt., 84	Selected amusement, recreation, and related services	27	20 123	6 558	1 042	559
8011 pt.; 8021 pt.; 805, 6, 8, 9	Selected health services	136	1 050 032	496 569	120 373	21 821
8011 pt., 8021 pt., 805	Clinics of doctors of medicine and dentists	30	63 320	34 379	8 061	730
	Nursing and personal care facilities	31	115 561	62 674	14 611	4 290
806	Hospitals	22	809 089	365 849	89 705	15 133
8062	General medical and surgical hospitals	16	738 361	331 294	81 201	13 608
8063, 9	Specialty hospitals	6	70 728	34 555	8 504	1 525
808, 9	Other health services	53	62 062	33 667	7 996	1 668
8111 pt.	Legal aid societies and similar legal services	5	(D)	(D)	(D)	BB
823, 4, 9	Selected educational services	31	6 173	2 747	671	251
83	Social services	216	108 366	48 836	11 772	3 966
835	Child day care services	37	6 606	3 508	774	362
832, 3, 6, 9	Other social services	179	101 760	45 328	10 998	3 604
832	Individual and family social services	69	30 550	14 738	3 648	1 031
833	Job training and vocational rehabilitation services	6	12 444	7 576	1 780	602
836	Residential care	66	38 543	17 599	4 328	1 563
839	Social services, n.e.c.	38	20 223	5 415	1 242	408
861, 2, 4, 9	Selected membership organizations	219	50 406	14 869	3 689	1 502
861	Business associations	20	3 542	1 394	332	71
864	Civic, social, and fraternal associations	167	33 055	8 606	2 064	1 133
862, 9	Other membership organizations	32	13 809	4 869	1 293	298
873, 4 ex. 8744	Research, testing, and consulting services, except facilities support management services	11	5 747	2 541	627	97
873	Research, development, and testing services	8	(D)	(D)	(D)	BB
874 ex. 8744	Management and public relations services, except facilities support management services	3	(D)	(D)	(D)	BB

Table 7b. **Summary Statistics for Firms Exempt From Federal Income Tax for Metropolitan Areas: 1992—Con.**

[Includes only establishments with payroll. For meaning of abbreviations and symbols, see introductory text. For explanation of terms and comparability of 1987 and 1992 censuses, see appendix A. For definitions of CMSA's, MSA's, and PMSA's, see appendix D]

SIC code	Geographic area and kind of business or operation	Establishments (number)	Revenue (\$1,000)	Annual payroll (\$1,000)	First-quarter payroll (\$1,000)	Paid employees for pay period including March 12 (number)
SHARON, PA MSA						
	Total	128	237 479	98 721	23 840	5 819
7032, 704	Camps and membership lodging	1	(D)	(D)	(D)	AA
792, 7991 pt., 7997, 7999 pt., 84	Selected amusement, recreation, and related services	4	2 665	1 219	300	127
8011 pt.; 8021 pt.; 805, 6, 8, 9	Selected health services	22	190 815	82 106	19 758	4 121
8111 pt.	Legal aid societies and similar legal services	1	(D)	(D)	(D)	AA
823, 4, 9	Selected educational services	2	(D)	(D)	(D)	AA
83	Social services	33	29 451	12 679	3 140	1 192
835	Child day care services	2	(D)	(D)	(D)	AA
832, 3, 6, 9	Other social services	31	(D)	(D)	(D)	GG
861, 2, 4, 9	Selected membership organizations	62	13 864	2 351	553	347
873, 4 ex. 8744	Research, testing, and consulting services, except facilities support management services	3	253	175	42	17
STATE COLLEGE, PA MSA						
	Total	203	133 615	55 569	13 175	2 907
7032, 704	Camps and membership lodging	25	2 915	227	68	27
792, 7991 pt., 7997, 7999 pt., 84	Selected amusement, recreation, and related services	9	4 464	1 694	261	170
8011 pt.; 8021 pt.; 805, 6, 8, 9	Selected health services	19	82 820	39 734	9 596	1 596
8111 pt.	Legal aid societies and similar legal services	1	(D)	(D)	(D)	AA
823, 4, 9	Selected educational services	6	2 124	757	193	65
83	Social services	60	22 843	8 193	1 886	649
835	Child day care services	13	1 266	730	185	87
832, 3, 6, 9	Other social services	47	21 577	7 463	1 701	562
861, 2, 4, 9	Selected membership organizations	80	16 583	4 081	978	351
873, 4 ex. 8744	Research, testing, and consulting services, except facilities support management services	3	(D)	(D)	(D)	BB
WILLIAMSPORT, PA MSA						
	Total	134	209 582	89 596	23 374	4 796
7032, 704	Camps and membership lodging	3	(D)	(D)	(D)	AA
792, 7991 pt., 7997, 7999 pt., 84	Selected amusement, recreation, and related services	7	3 373	1 175	242	97
8011 pt.; 8021 pt.; 805, 6, 8, 9	Selected health services	15	158 203	72 900	19 475	3 404
8111 pt.	Legal aid societies and similar legal services	1	(D)	(D)	(D)	AA
823, 4, 9	Selected educational services	6	(D)	(D)	(D)	CC
83	Social services	42	22 370	8 725	2 035	711
835	Child day care services	16	(D)	(D)	(D)	BB
832, 3, 6, 9	Other social services	26	(D)	(D)	(D)	FF
861, 2, 4, 9	Selected membership organizations	59	14 584	3 986	963	436
873, 4 ex. 8744	Research, testing, and consulting services, except facilities support management services	1	(D)	(D)	(D)	AA

Table 7b. Summary Statistics for Firms Exempt From Federal Income Tax for Metropolitan Areas: 1992—Con.

[Includes only establishments with payroll. For meaning of abbreviations and symbols, see introductory text. For explanation of terms and comparability of 1987 and 1992 censuses, see appendix A. For definitions of CMSA's, MSA's, and PMSA's, see appendix D]

SIC code	Geographic area and kind of business or operation	Establishments (number)	Revenue (\$1,000)	Annual payroll (\$1,000)	First-quarter payroll (\$1,000)	Paid employees for pay period including March 12 (number)
	YORK, PA MSA					
	Total	275	407 178	184 507	45 122	9 629
7032, 704	Camps and membership lodging	1	(D)	(D)	(D)	AA
792, 7991 pt., 7997, 7999 pt., 84	Selected amusement, recreation, and related services	16	11 714	4 032	832	258
8011 pt.; 8021 pt.; 805, 6, 8, 9	Selected health services	32	298 376	143 126	35 302	6 249
8111 pt.	Legal aid societies and similar legal services	1	(D)	(D)	(D)	AA
823, 4, 9	Selected educational services	17	(D)	(D)	(D)	CC
83	Social services	99	48 986	21 914	5 252	1 757
835	Child day care services	18	2 214	1 349	348	141
832, 3, 6, 9	Other social services	81	46 772	20 565	4 904	1 616
861, 2, 4, 9	Selected membership organizations	103	35 790	10 744	2 555	1 157
873, 4 ex. 8744	Research, testing, and consulting services, except facilities support management services	6	8 645	3 141	776	78

Table 8a. Summary Statistics for Firms Subject to Federal Income Tax for the Area Outside Metropolitan Areas: 1992

[Includes only establishments with payroll. For meaning of abbreviations and symbols, see introductory text. For explanation of terms and comparability of 1987 and 1992 censuses, see appendix A. For definitions of CMSA's, MSA's, and PMSA's, see appendix D]

SIC code	Kind of business or operation	Establishments (number)	Receipts (\$1,000)	Annual payroll (\$1,000)	First-quarter payroll (\$1,000)	Paid employees for pay period including March 12 (number)
	Total	8 734	2 947 833	1 016 526	225 997	60 811
70 ex. 704	Hotels, rooming houses, camps, and other lodging places (except membership lodging)	440	358 463	105 992	23 510	9 901
7011	Hotels and motels	329	303 063	86 677	19 931	8 907
7011 pt.	Hotels	174	237 207	70 592	16 850	7 056
7011 pt.	Hotels, 25 guestrooms or more	111	225 345	68 200	16 345	6 694
7011 pt.	Hotels, less than 25 guestrooms	63	11 862	2 392	505	362
7011 pt.	Motels, motor hotels, and tourist courts	155	65 856	16 085	3 081	1 851
7011 pt.	Motels, tourist courts	129	47 865	11 028	2 146	1 340
7011 pt.	Motor hotels	26	17 991	5 057	935	511
702, 3	Other lodging places	111	55 400	19 315	3 579	994
702	Rooming and boarding houses	23	1 818	335	74	68
703	Camps and recreational vehicle parks	88	53 582	18 980	3 505	926
72	Personal services	1 199	174 104	50 631	11 773	4 643
721	Laundry, cleaning, and garment services	173	41 237	13 769	3 159	1 116
7211	Power laundries, family and commercial*	7	1 781	785	191	71
7213	Linen supply*	5	6 788	2 288	480	134
7215	Coin-operated laundries and drycleaning	42	3 970	608	135	105
7216	Drycleaning plants, except rug cleaning*	72	(D)	(D)	(D)	EE
7217	Carpet and upholstery cleaning	24	(D)	(D)	(D)	BB
7218	Industrial launderers*	5	13 501	4 961	1 165	232
7212, 9	Other laundry, cleaning, and garment services*	18	1 676	613	152	56
7212	Garment pressing, and agents for laundries and drycleaners	5	563	218	54	20
7219	Laundry and garment services, n.e.c.*	13	1 113	395	98	36
722	Photographic studios, portrait	62	9 895	2 045	427	157
723, 4	Beauty and barber shops	661	(D)	(D)	(D)	GG
723	Beauty shops	639	(D)	(D)	(D)	GG
724	Barber shops	22	(D)	(D)	(D)	BB
725	Shoe repair shops and shoeshine parlors	3	523	81	20	7
726	Funeral service and crematories	202	(D)	(D)	(D)	FF
729	Miscellaneous personal services	98	10 650	3 094	994	598
7291	Tax return preparation services	46	4 651	1 389	679	462
7299	Miscellaneous personal services, n.e.c.	52	5 999	1 705	315	136

Table 8a. Summary Statistics for Firms Subject to Federal Income Tax for the Area Outside Metropolitan Areas: 1992 – Con.

[Includes only establishments with payroll. For meaning of abbreviations and symbols, see introductory text. For explanation of terms and comparability of 1987 and 1992 censuses, see appendix A. For definitions of CMSA's, MSA's, and PMSA's, see appendix D]

SIC code	Kind of business or operation	Establishments (number)	Receipts (\$1,000)	Annual payroll (\$1,000)	First-quarter payroll (\$1,000)	Paid employees for pay period including March 12 (number)
73	Business services -----	804	294 040	106 645	23 829	8 013
731	Advertising -----	41	(D)	(D)	(D)	CC
7311	Advertising agencies -----	21	5 478	1 189	288	76
7312	Outdoor advertising services -----	8	(D)	(D)	(D)	BB
7313	Radio, television, publishers' advertising representatives -----	6	1 235	481	81	14
7319	Advertising, n.e.c. -----	6	1 083	443	87	11
732	Consumer credit reporting agencies, mercantile reporting agencies, and adjustment and collection agencies -----	19	(D)	(D)	(D)	CC
7322	Adjustment and collection services -----	16	(D)	(D)	(D)	CC
7323	Credit reporting services -----	3	233	86	20	6
733	Mailing, reproduction, commercial art and photography, and stenographic services -----	43	(D)	(D)	(D)	FF
7331	Direct mail advertising services -----	7	(D)	(D)	(D)	EE
7334	Photocopying and duplicating services -----	5	1 446	467	77	31
7335, 6	Commercial photography, art, and graphics -----	21	3 363	942	197	77
7335	Commercial photography -----	7	885	199	38	20
7336	Commercial art and graphic design -----	14	2 478	743	159	57
7338	Secretarial and court reporting services -----	10	(D)	(D)	(D)	AA
734	Services to dwellings and other buildings -----	206	(D)	(D)	(D)	HH
7342	Disinfecting and pest control services -----	22	(D)	(D)	(D)	CC
7349	Building cleaning and maintenance services, n.e.c. -----	184	38 495	16 971	3 857	2 398
735	Miscellaneous equipment rental and leasing -----	113	(D)	(D)	(D)	FF
7352	Medical equipment rental and leasing -----	33	27 252	7 640	1 589	377
7353	Heavy construction equipment rental and leasing -----	15	(D)	(D)	(D)	CC
7359	Equipment rental and leasing, n.e.c. -----	65	21 282	4 935	1 021	278
736	Personnel supply services -----	58	37 203	24 251	5 260	1 831
7361	Employment agencies -----	13	3 194	911	152	72
7363	Help supply services -----	45	34 009	23 340	5 108	1 779
7363 pt.	Temporary help supply -----	32	20 826	14 017	2 966	1 309
7363 pt.	Help supply, except temporary -----	13	13 183	9 323	2 142	470
737	Computer programming, data processing, and other computer related services -----	98	(D)	(D)	(D)	FF
7371, 2, 3	Computer programming, prepackaged software, and integrated systems -----	64	(D)	(D)	(D)	EE
7371	Computer programming services -----	47	26 334	10 969	2 467	322
7372	Prepackaged software -----	9	(D)	(D)	(D)	BB
7373	Computer integrated systems -----	8	(D)	(D)	(D)	BB
7374, 5, 6	Data processing services -----	17	8 771	2 497	620	126
7374, 5	Computer processing, information retrieval -----	16	(D)	(D)	(D)	CC
7376	Computer facilities management services -----	1	(D)	(D)	(D)	AA
7377, 8, 9	Computer rental and leasing, maintenance, and related services, n.e.c. -----	17	(D)	(D)	(D)	BB
7377	Computer rental and leasing -----	1	(D)	(D)	(D)	AA
7378	Computer maintenance and repair -----	7	(D)	(D)	(D)	AA
7379	Computer related services, n.e.c. -----	9	(D)	(D)	(D)	BB
738	Miscellaneous business services -----	226	67 395	16 371	3 973	1 477
7381, 2	Detective agencies and protective services -----	34	6 641	3 442	819	478
7381	Detective, guard, and armored car services -----	29	5 888	3 298	771	457
7382	Security systems services -----	5	753	144	48	21
7383	News syndicates -----	3	118	16	4	5
7384	Photofinishing laboratories* -----	19	2 492	538	127	56
7389	Business services, n.e.c. -----	170	58 144	12 375	3 023	938
7389 pt.	Sign painting shops -----	11	1 275	334	78	24
7389 pt.	Interior designing -----	7	978	130	33	18
7389 pt.	Telephone answering services -----	13	1 353	621	135	87
7389 pt.	Other business services -----	139	54 538	11 290	2 777	809
75	Automotive repair, services, and parking -----	1 077	266 039	50 986	12 037	3 519
751	Automotive rental and leasing, without drivers -----	49	26 875	4 145	971	211
7513	Truck rental and leasing, without drivers -----	31	(D)	(D)	(D)	CC
7514, 5	Passenger car rental and leasing -----	17	(D)	(D)	(D)	BB
7514	Passenger car rental -----	16	(D)	(D)	(D)	BB
7515	Passenger car leasing -----	1	(D)	(D)	(D)	AA
7519	Utility trailer and recreational vehicle rental -----	1	(D)	(D)	(D)	AA
752	Automobile parking -----	2	(D)	(D)	(D)	AA
753	Automotive repair shops -----	941	(D)	(D)	(D)	HH
7532	Top, body, and upholstery repair shops and paint shops -----	265	58 490	11 566	2 793	805
7532 pt.	Top and body repair shops -----	248	54 565	10 753	2 700	768
7532 pt.	Paint shops -----	17	3 925	813	93	37
7538	General automotive repair shops -----	535	117 998	21 403	5 075	1 531
7538 pt.	General automotive repair shops, except diesel -----	465	91 674	14 490	3 480	1 130
7538 pt.	Diesel repair shops -----	70	26 324	6 913	1 595	401
7533, 4, 6, 7, 9	Other automotive repair shops -----	141	(D)	(D)	(D)	FF
7533	Automotive exhaust system repair shops -----	19	6 187	1 504	318	78
7534	Tire retreading and repair shops -----	22	18 348	4 111	884	186
7536	Automotive glass replacement shops -----	20	5 737	1 053	250	65
7537	Automotive transmission repair shops -----	24	(D)	(D)	(D)	BB
7539	Automotive repair shops, n.e.c. -----	56	16 171	3 386	820	218
7539 pt.	Radiator repair -----	16	5 021	1 005	247	73
7539 pt.	Brake, front end, and wheel alignment -----	18	3 449	880	210	52
7539 pt.	Automotive electrical and fuel system services -----	14	3 213	589	137	33
7539 pt.	Other automotive repair shops, n.e.c. -----	8	4 488	912	226	60
754	Automotive services, except repair -----	85	(D)	(D)	(D)	EE
7542	Carwashes -----	63	7 476	1 932	470	258
7549	Automotive services, except repair and carwashes -----	22	(D)	(D)	(D)	BB

Table 8a. Summary Statistics for Firms Subject to Federal Income Tax for the Area Outside Metropolitan Areas: 1992 – Con.

[Includes only establishments with payroll. For meaning of abbreviations and symbols, see introductory text. For explanation of terms and comparability of 1987 and 1992 censuses, see appendix A. For definitions of CMSA's, MSA's, and PMSA's, see appendix D]

SIC code	Kind of business or operation	Establishments (number)	Receipts (\$1,000)	Annual payroll (\$1,000)	First-quarter payroll (\$1,000)	Paid employees for pay period including March 12 (number)
76	Miscellaneous repair services	337	(D)	(D)	(D)	GG
762	Electrical repair shops	87	(D)	(D)	(D)	EE
7622	Radio and television repair shops	21	(D)	(D)	(D)	BB
7623, 9	Other electrical and electronic repair shops	66	23 122	6 276	1 424	384
7623	Refrigeration and air-conditioning service and repair shops	9	3 298	591	124	41
7629	Electrical and electronic repair shops, n.e.c.	57	19 824	5 685	1 300	343
763	Watch, clock, and jewelry repair	2	(D)	(D)	(D)	AA
764	Reupholstery and furniture repair	33	(D)	(D)	(D)	BB
769	Miscellaneous repair and related services	215	94 112	25 616	5 893	1 244
7692	Welding repair	54	9 235	3 058	729	181
7694	Armature rewinding shops	8	12 521	3 394	928	138
7699	Repair shops and related services, n.e.c.	153	72 356	19 164	4 236	925
78, 79, 84	Amusement and recreation services, including motion pictures and museums	666	175 993	41 849	8 824	4 120
781, 2	Motion picture production, distribution, and services	10	(D)	(D)	(D)	BB
783	Motion picture theaters	51	15 890	1 943	458	334
7832	Motion picture theaters, except drive-in	37	15 112	1 819	446	329
7833	Drive-in motion picture theaters	14	778	124	12	5
784	Video tape rental	146	(D)	(D)	(D)	FF
792	Theatrical producers (except motion picture), bands, orchestras, and entertainers	12	(D)	(D)	(D)	CC
7922	Theatrical producers (except motion picture) and miscellaneous theatrical services	4	807	331	111	98
7929	Bands, orchestras, actors, and other entertainers and entertainment groups	8	(D)	(D)	(D)	AA
793	Bowling centers	56	(D)	(D)	(D)	EE
79 ex. 792, 3, 84	Commercial sports and other amusement and recreation services, including museums	391	124 974	31 962	6 342	2 697
794	Commercial sports	18	9 912	1 679	314	158
7941	Professional sports clubs, managers, promoters	1	(D)	(D)	(D)	AA
7948	Racing, including track operation	17	(D)	(D)	(D)	CC
79 ex. 792, 3, 4; 84	Other amusement and recreation services, including museums	373	115 062	30 283	6 028	2 539
791	Dance studios, schools, and halls	8	(D)	(D)	(D)	AA
7991	Physical fitness facilities	41	(D)	(D)	(D)	CC
7992	Public golf courses	62	24 588	6 376	815	389
7993	Coin-operated amusement devices	43	15 385	2 596	607	178
7996	Amusement parks	8	(D)	(D)	(D)	CC
7997	Membership sports and recreation clubs	40	11 753	3 539	605	289
7999, 84	Amusement and recreation services, including museums, n.e.c.	171	40 099	9 627	3 129	1 316
7999 pt.	Concession operators of amusement devices and rides	8	(D)	(D)	(D)	BB
7999 pt.	Carnivals, circuses, and fairs	4	(D)	(D)	(D)	AA
7999 pt., 84	Other recreation and amusements, including museums	159	38 091	9 252	3 071	1 286
80	Health services	2 419	1 081 222	453 226	98 882	19 104
801	Offices and clinics of doctors of medicine	1 039	499 507	239 741	50 270	5 560
8011 pt.	Offices of doctors of medicine	1 019	481 611	230 745	48 497	5 409
8011 pt.	General medical clinics	20	17 896	8 996	1 773	151
802	Offices and clinics of dentists	577	(D)	(D)	(D)	HH
803	Offices and clinics of doctors of osteopathy	89	25 677	8 208	1 775	370
804	Offices and clinics of other health practitioners	465	108 677	29 241	6 067	1 658
8041	Offices and clinics of chiropractors	184	36 496	8 529	1 745	556
8042	Offices and clinics of optometrists	138	36 345	7 233	1 683	499
8043	Offices and clinics of podiatrists	66	11 790	3 041	595	200
8049	Offices and clinics of health practitioners, n.e.c.	77	24 046	10 438	2 044	403
805	Nursing and personal care facilities	115	228 383	104 682	24 653	7 409
8051	Skilled nursing care facilities	78	205 256	94 494	22 401	6 555
8052	Intermediate care facilities	12	17 884	8 183	1 793	584
8059	Nursing and personal care facilities, n.e.c.	25	5 243	2 005	459	270
806	Hospitals	3	(D)	(D)	(D)	EE
8062	General medical and surgical hospitals	1	(D)	(D)	(D)	CC
8063, 9	Specialty hospitals	2	(D)	(D)	(D)	CC
807, 8, 9	Other health services	131	66 705	22 751	5 277	1 301
807	Medical and dental laboratories	51	15 338	5 928	1 214	194
8071	Medical laboratories	31	12 382	4 809	937	141
8072	Dental laboratories	20	2 956	1 119	277	53
808	Home health care services	27	11 968	5 846	1 241	459
809	Miscellaneous health and allied services, n.e.c.	53	39 399	10 977	2 822	648
8092	Kidney dialysis centers	8	10 677	2 192	537	106
8093	Specialty outpatient facilities, n.e.c.	31	15 867	5 517	1 473	309
8099	Health and allied services, n.e.c.	14	12 855	3 268	812	233
81	Legal services	659	153 336	45 203	9 429	2 197
823, 4, 9	Selected educational services	42	17 466	6 347	1 571	447
823	Libraries	2	(D)	(D)	(D)	AA
824	Vocational schools	16	12 111	4 845	1 214	326
829	Schools and educational services, n.e.c.	24	(D)	(D)	(D)	CC
83	Social services	294	69 557	28 760	6 479	2 650
835	Child day care services	128	8 862	4 273	951	623
832, 3, 6, 9	Other social services	166	60 695	24 487	5 528	2 027

Table 8a. Summary Statistics for Firms Subject to Federal Income Tax for the Area Outside Metropolitan Areas: 1992 — Con.

[Includes only establishments with payroll. For meaning of abbreviations and symbols, see introductory text. For explanation of terms and comparability of 1987 and 1992 censuses, see appendix A. For definitions of CMSA's, MSA's, and PMSA's, see appendix D]

SIC code	Kind of business or operation	Establishments (number)	Receipts (\$1,000)	Annual payroll (\$1,000)	First-quarter payroll (\$1,000)	Paid employees for pay period including March 12 (number)
87 ex. 8733	Engineering, accounting, research, management, and related services (except noncommercial research organizations) -----	758	216 133	86 149	20 387	4 202
871	Engineering, architectural, and surveying services -----	266	(D)	(D)	(D)	GG
8711	Engineering services -----	125	61 371	27 293	6 210	968
8712	Architectural services -----	41	(D)	(D)	(D)	CC
8713	Surveying services -----	100	13 231	4 991	1 089	334
872	Accounting, auditing, and bookkeeping services -----	315	(D)	(D)	(D)	GG
873 ex. 8733	Research, development, and testing services (except noncommercial research organizations) -----	54	(D)	(D)	(D)	FF
8731	Commercial physical and biological research -----	1	(D)	(D)	(D)	AA
8732	Commercial economic, sociological, and educational research -----	7	(D)	(D)	(D)	CC
8734	Testing laboratories -----	46	(D)	(D)	(D)	EE
874	Management and public relations services -----	123	38 754	14 507	3 457	588
8741	Management services -----	41	21 408	8 513	2 018	299
8742	Management consulting services -----	55	14 703	4 968	1 204	233
8743	Public relations services -----	4	262	50	10	5
8744	Facilities support management services -----	—	—	—	—	—
8748	Business consulting services, n.e.c. -----	23	2 381	976	225	51
89	Services, n.e.c. -----	39	(D)	(D)	(D)	EE

Table 8b. Summary Statistics for Firms Exempt From Federal Income Tax for the Area Outside Metropolitan Areas: 1992

[Includes only establishments with payroll. For meaning of abbreviations and symbols, see introductory text. For explanation of terms and comparability of 1987 and 1992 censuses, see appendix A. For definitions of CMSA's, MSA's, and PMSA's, see appendix D]

SIC code	Kind of business or operation	Establishments (number)	Revenue (\$1,000)	Annual payroll (\$1,000)	First-quarter payroll (\$1,000)	Paid employees for pay period including March 12 (number)
	Total -----	2 060	2 480 411	1 124 484	269 716	56 867
7032, 704	Camps and membership lodging -----	55	13 999	3 435	493	249
7032	Sporting and recreational camps -----	25	10 032	2 714	302	166
704	Organization hotels and lodging houses, on membership basis -----	30	3 967	721	191	83
792, 7991 pt., 7997, 7999 pt., 84	Selected amusement, recreation, and related services -----	128	52 788	18 061	2 745	1 419
792	Theatrical producers (except motion picture), bands, orchestras, and entertainers -----	11	2 573	360	44	27
7922	Theatrical producers (except motion picture) and miscellaneous theatrical services -----	8	(D)	(D)	(D)	AA
7922 pt.	Producers of live theatrical productions -----	5	1 809	244	17	4
7922 pt.	Producers of radio and television shows, except tape -----	—	—	—	—	—
7922 pt.	Artists' and entertainers' managers or agents, concert bureaus, booking agents -----	—	—	—	—	—
7922 pt.	Other theatrical services -----	3	(D)	(D)	(D)	AA
7929	Bands, orchestras, actors, and other entertainers and entertainment groups -----	3	(D)	(D)	(D)	AA
7929 pt.	Dance groups and artists -----	—	—	—	—	—
7929 pt.	Symphony orchestras, opera companies, and chamber music organizations -----	1	(D)	(D)	(D)	AA
7929 pt.	Other music groups and artists -----	1	(D)	(D)	(D)	AA
7929 pt.	Other entertainers and entertainment groups -----	1	(D)	(D)	(D)	AA
7991 pt., 7997	Gymnasiums, athletic clubs, and membership sports and recreation clubs -----	90	45 235	16 789	2 600	1 336
7991 pt.	Gymnasiums and athletic clubs -----	3	(D)	(D)	(D)	CC
7997	Membership sports and recreation clubs -----	87	(D)	(D)	(D)	GG
7999 pt.	Fairs -----	12	4 123	535	37	26
84	Museums, art galleries, and botanical and zoological gardens -----	15	857	377	64	30
841	Museums and art galleries -----	14	(D)	(D)	(D)	BB
842	Arboreta and botanical or zoological gardens -----	1	(D)	(D)	(D)	AA

Table 8b. Summary Statistics for Firms Exempt From Federal Income Tax for the Area Outside Metropolitan Areas: 1992 —Con.

[Includes only establishments with payroll. For meaning of abbreviations and symbols, see introductory text. For explanation of terms and comparability of 1987 and 1992 censuses, see appendix A. For definitions of CMSA's, MSA's, and PMSA's, see appendix D]

SIC code	Kind of business or operation	Establishments (number)	Revenue (\$1,000)	Annual payroll (\$1,000)	First-quarter payroll (\$1,000)	Paid employees for pay period including March 12 (number)
8011 pt.; 8021 pt.; 805, 6, 8, 9	Selected health services -----	285	(D)	(D)	(D)	KK
8011 pt., 8021 pt.	Clinics of doctors of medicine and dentists -----	52	(D)	(D)	(D)	GG
8011 pt.	General medical clinics -----	51	(D)	(D)	(D)	GG
8021 pt.	Dental clinics -----	1	(D)	(D)	(D)	AA
805	Nursing and personal care facilities -----	68	179 052	85 210	20 525	6 318
8051	Skilled nursing care facilities -----	48	161 520	76 276	18 470	5 543
8052	Intermediate care facilities -----	16	13 970	7 259	1 655	648
8059	Nursing and personal care facilities, n.e.c. -----	4	3 562	1 675	400	127
806	Hospitals -----	50	1 578 211	714 761	173 351	30 146
8062	General medical and surgical hospitals -----	47	1 492 011	645 210	157 009	28 361
8062 pt.	General medical and surgical hospitals, nongovernment -----	45	(D)	(D)	(D)	KK
8062 pt.	General medical and surgical hospitals, government -----	2	(D)	(D)	(D)	EE
8063, 9	Specialty hospitals -----	3	86 200	69 551	16 342	1 785
8063	Psychiatric hospitals -----	3	86 200	69 551	16 342	1 785
8063 pt.	Psychiatric hospitals, nongovernment -----	—	—	—	—	—
8063 pt.	Psychiatric hospitals, government -----	3	86 200	69 551	16 342	1 785
8069	Specialty hospitals, except psychiatric -----	—	—	—	—	—
8069 pt.	Specialty hospitals, except psychiatric; nongovernment -----	—	—	—	—	—
8069 pt.	Specialty hospitals, except psychiatric; government -----	—	—	—	—	—
808, 9	Other health services -----	115	(D)	(D)	(D)	GG
808	Home health care services -----	40	(D)	(D)	(D)	GG
809	Miscellaneous health and allied services, n.e.c. -----	75	(D)	(D)	(D)	FF
8092	Kidney dialysis centers -----	—	—	—	—	—
8093	Specialty outpatient facilities, n.e.c. -----	48	25 383	13 679	3 317	778
8099	Health and allied services, n.e.c. -----	27	(D)	(D)	(D)	CC
8111 pt.	Legal aid societies and similar legal services -----	24	(D)	(D)	(D)	CC
823, 4, 9	Selected educational services -----	116	17 611	8 013	2 011	848
823	Libraries -----	92	10 858	4 755	1 181	567
824	Vocational schools -----	4	(D)	(D)	(D)	CC
8243	Data processing schools -----	—	—	—	—	—
8244	Business and secretarial schools -----	—	—	—	—	—
8249	Vocational schools, n.e.c. -----	4	(D)	(D)	(D)	CC
829	Schools and educational services, n.e.c. -----	20	(D)	(D)	(D)	CC
83	Social services -----	613	218 217	98 902	23 634	9 062
835	Child day care services -----	107	(D)	(D)	(D)	GG
832, 3, 6, 9	Other social services -----	506	(D)	(D)	(D)	II
832	Individual and family social services -----	240	69 206	29 423	7 134	2 363
833	Job training and vocational rehabilitation services -----	44	37 183	23 022	5 272	2 652
836	Residential care -----	132	58 485	26 730	6 585	2 213
839	Social services, n.e.c. -----	90	(D)	(D)	(D)	FF
861, 2, 4, 9	Selected membership organizations -----	816	139 379	35 746	8 570	4 319
861	Business associations -----	68	10 080	3 419	798	197
864	Civic, social, and fraternal associations -----	626	107 189	24 816	6 022	3 524
862, 9	Other membership organizations -----	122	22 110	7 511	1 750	598
862	Professional membership organizations -----	16	3 131	1 036	233	33
869	Membership organizations, n.e.c. -----	106	18 979	6 475	1 517	565
873, 4 ex. 8744	Research, testing, and consulting services, except facilities support management services -----	23	16 020	7 185	1 371	282
873	Research, development, and testing services -----	11	5 157	1 431	346	87
8731	Commercial physical and biological research -----	—	—	—	—	—
8732	Commercial economic, sociological, and educational research -----	1	(D)	(D)	(D)	AA
8733	Noncommercial research organizations -----	9	(D)	(D)	(D)	BB
8734	Testing laboratories -----	1	(D)	(D)	(D)	AA
874 ex. 8744	Management and public relations services, except facilities support management services -----	12	10 863	5 754	1 025	195
8741	Management services -----	3	1 086	530	120	18
8742	Management consulting services -----	3	(D)	(D)	(D)	BB
8743	Public relations services -----	2	(D)	(D)	(D)	AA
8748	Business consulting services, n.e.c. -----	4	(D)	(D)	(D)	CC

Table 9. Places With 2,500 Inhabitants or More Ranked by Volume of Receipts of Firms Subject to Federal Income Tax: 1992 —Con.

[Includes only establishments with payroll. For meaning of abbreviations and symbols, see introductory text. For explanation of terms and comparability of 1987 and 1992 censuses, see appendix A. For information on geographic areas followed by ▲, see appendix F]

Geographic area	Receipts		Cumulative receipts		Geographic area	Receipts		Cumulative receipts	
	Rank ¹	Amount (\$1,000)	Amount (\$1,000)	Percent of State total		Rank ¹	Amount (\$1,000)	Amount (\$1,000)	Percent of State total
Pennsylvania—Con.					Pennsylvania—Con.				
Larksville	481	1 168	42 945 528	87.0	East Goshen township	(X)	—	42 955 672	87.0
East Lansdowne	482	1 152	42 946 680	87.0	Centerville	(X)	(D)	(X)	(X)
Kulpmont	483	1 079	42 947 759	87.0	East Greenville	(X)	(D)	(X)	(X)
Marietta	484	1 024	42 948 783	87.0	Economy	(X)	(D)	(X)	(X)
Summit Hill	485	1 024	42 949 807	87.0	Ingram	(X)	(D)	(X)	(X)
Jessup	486	968	42 950 775	87.0	Liberty	(X)	(D)	(X)	(X)
Weatherly	487	902	42 951 677	87.0	North Braddock	(X)	(D)	(X)	(X)
Sugarcreek	488	894	42 952 571	87.0	Rankin	(X)	(D)	(X)	(X)
South Union township	489	849	42 953 420	87.0	St. Clair	(X)	(D)	(X)	(X)
Lake City	490	784	42 954 204	87.0	South Fayette township	(X)	(D)	(X)	(X)
Cornwall	491	745	42 954 949	87.0	Stroud township	(X)	(D)	(X)	(X)
Nanty-Glo	492	504	42 955 453	87.0	West Norriton township	(X)	(D)	(X)	(X)
Harveys Lake	493	219	42 955 672	87.0					

¹Places with suppressed receipts (if applicable) are listed at end of table rather than by rank to avoid disclosing data for individual companies.

Table 10. Counties Ranked by Volume of Receipts of Firms Subject to Federal Income Tax: 1992

[Includes only establishments with payroll. For meaning of abbreviations and symbols, see introductory text. For explanation of terms and comparability of 1987 and 1992 censuses, see appendix A. For information on geographic areas followed by ▲, see appendix F]

Geographic area	Receipts		Cumulative receipts		Geographic area	Receipts		Cumulative receipts	
	Rank ¹	Amount (\$1,000)	Amount (\$1,000)	Percent of State total		Rank ¹	Amount (\$1,000)	Amount (\$1,000)	Percent of State total
Pennsylvania					Pennsylvania—Con.				
	(X)	49 382 550	49 382 550	100.0	Lawrence	31	169 608	47 032 375	95.2
Allegheny	1	9 406 362	9 406 362	19.0	Clearfield	32	158 365	47 190 740	95.6
Philadelphia	2	8 418 043	17 824 405	36.1	Indiana	33	154 026	47 344 766	95.9
Montgomery	3	5 815 175	23 639 580	47.9	Crawford	34	148 248	47 493 014	96.2
Delaware	4	3 041 386	26 680 966	54.0	Northumberland	35	134 041	47 627 055	96.4
Bucks	5	2 529 722	29 210 688	59.2	Somerset	36	132 427	47 759 482	96.7
Chester	6	2 526 410	31 737 098	64.3	Adams	37	127 817	47 887 299	97.0
Lehigh	7	1 322 550	33 059 648	66.9	Wayne	38	117 287	48 004 586	97.2
Lancaster	8	1 227 649	34 287 297	69.4	Columbia	39	107 864	48 112 450	97.4
Dauphin	9	1 225 902	35 513 199	71.9	Armstrong	40	107 038	48 219 488	97.6
Westmoreland	10	978 451	36 491 650	73.9	Pike	41	86 792	48 306 280	97.8
Berks	11	961 103	37 452 753	75.8	Venango	42	82 915	48 389 195	98.0
Luzerne	12	925 272	38 378 025	77.7	Carbon	43	78 094	48 467 289	98.1
Cumberland	13	901 837	39 279 862	79.5	Union	44	71 626	48 538 915	98.3
York	14	888 182	40 168 044	81.3	Clarion	45	65 024	48 603 939	98.4
Elle	15	814 342	40 982 386	83.0	Jefferson	46	62 287	48 666 226	98.5
Washington	16	703 796	41 686 182	84.4	Bradford	47	60 883	48 727 109	98.7
Lackawanna	17	684 912	42 371 094	85.8	Mc Kean	48	57 957	48 785 066	98.8
Northampton	18	622 917	42 994 011	87.1	Mifflin	49	56 475	48 841 541	98.9
Centre	19	461 167	43 455 178	88.0	Warren	50	55 919	48 897 460	99.0
Beaver	20	429 225	43 884 403	88.9	Bedford	51	49 815	48 947 275	99.1
Monroe	21	390 682	44 275 085	89.7	Snyder	52	45 960	48 993 235	99.2
Blair	22	355 421	44 630 506	90.4	Huntingdon	53	43 164	49 036 399	99.3
Butler	23	349 221	44 979 727	91.1	Clinton	54	40 919	49 077 318	99.4
Cambria	24	338 885	45 318 612	91.8	Greene	55	40 271	49 117 589	99.5
Fayette	25	278 810	45 597 422	92.3	Montour	56	36 537	49 154 126	99.5
Lycoming	26	274 435	45 871 857	92.9	Tioga	57	36 042	49 190 168	99.6
Schuylkill	27	264 119	46 135 976	93.4	Susquehanna	58	35 611	49 225 779	99.7
Lebanon	28	259 820	46 395 796	94.0	Elk	59	34 958	49 260 737	99.8
Franklin	29	234 172	46 629 968	94.4	Wyoming	60	30 603	49 291 340	99.8
Mercer	30	232 799	46 862 767	94.9	Perry	61	25 143	49 316 483	99.9
					Potter	62	21 644	49 338 127	99.9
					Junata	63	16 402	49 354 529	99.9
					Sullivan	64	9 600	49 364 129	100.0
					Fulton	65	7 862	49 371 991	100.0
					Forest	66	7 599	49 379 590	100.0
					Cameron	67	2 960	49 382 550	100.0

¹Counties with suppressed receipts (if applicable) are listed at end of table rather than by rank to avoid disclosing data for individual companies.

Appendix A.

General Explanation

CENSUS COVERAGE AND METHODOLOGY

Structure and method of enumeration. Firms in the 1992 Census of Service Industries were divided into the nonmail universe and mail universe. The coverage and the method of obtaining census information from each follow:

1. The nonmail universe consisted of firms which were not required to file a regular census return and included:

- a. All taxable nonemployers, i.e., all firms subject to Federal income tax with no paid employees during 1992. Receipts information for these firms was obtained from administrative records of other Federal agencies. Although consisting of many firms, nonemployers accounted for less than 10 percent of total receipts of all establishments covered in the census.

The census included only those service nonemployer firms which reported a receipts volume of \$1,000 or more during 1992. Establishments exempt from Federal income tax with no paid employees were excluded as in previous censuses.

Data for nonemployers are not included in this report but are provided in a subsequent Non-employer Statistics report (SC92-N-1).

- b. Selected small employers, i.e., single-establishment firms with payroll below a specified cutoff. (The term "employers" refers to firms with one or more paid employees at any time during 1992 as shown in the active administrative records of other Federal agencies.) Although the payroll cutoff varied by kind of business, small employers generally included firms with less than 10 employees and represented about 10 percent of total receipts of establishments covered in the census.

Data on receipts, payroll, and employment for employer firms below the payroll cutoff were derived or estimated from administrative records of other Federal agencies, except for a sample of small employer firms in classifications for which specialized data requirements precluded reliance solely on administrative records sources. This sample was included in the mail universe.

2. The mail universe consisted of firms for which information was obtained by means of a mail canvass and included:

- a. Large employers, i.e., all multiestablishment firms, and all employer firms above the payroll size cutoff referred to in section 1b. Within this category, a report of company organization was conducted periodically to identify establishment locations of firms which operated at more than one location and to obtain information on payroll and mid-March employment at each location. The 1991 Report of Company Organization was used as a coverage check in the census. In the 1992 census, all multi-establishment firms were asked to notify the Census Bureau of any establishments for which a form was not received. Report forms were subsequently provided to the firms for these establishments.
- b. A sample of small employer firms in classifications for which specialized data precluded reliance solely on administrative records sources. These firms were sent the census mailing packages containing the appropriate 1992 questionnaire.

Method of classifying kinds of business. The service industries classifications for all establishments were based on the *Standard Industrial Classification Manual: 1987*¹ (SIC). However, the method of assigning these classifications, and the level of detail at which establishments were classified, differed between the nonmail and mail universes as follows:

1. The nonmail universe

- a. Nonemployers were classified on the basis of information obtained from administrative records of other Federal agencies.
- b. Selected small employers were classified on the basis of the most current census kind-of-business classification available from one of the Census Bureau's current sample surveys or the 1987 census. Otherwise, the classification was obtained from administrative records of other Federal agencies.

If the census or administrative record classifications proved inadequate (none corresponded to a 1992 census classification in the detail required for

¹*Standard Industrial Classification Manual: 1987*. For sale by Superintendent of Documents, U.S. Government Printing Office, Washington, DC 20402. Stock No. 041-001-00314-2.

employers), the firm was sent a brief inquiry requesting information necessary to assign a 1992 census kind-of-business code.

2. Establishments in the mail universe were classified on the basis of their self-designation, answers to questions on receipts by type of service provided, and other special inquiries.

Method of assigning tax status. For kind-of-business classifications² where there were substantial numbers of taxable and tax-exempt establishments, establishments were classified based on the Federal income tax filing requirement for the establishment or organization. This classification was based primarily on the response to an inquiry on the census questionnaire. Establishments that indicated that all or part of their income was exempt from Federal income tax under provisions of section 501 of the IRS code were classified as tax-exempt; establishments indicating no such exemption were classified as taxable. All government-operated hospitals were classified as tax-exempt. For establishments in the nonmail universe, the tax status classification was based upon the type of tax return filed by the firm or organization.

For selected kind-of-business classifications³ comprised primarily of tax-exempt establishments, all establishments in those classifications were defined as tax-exempt. All establishments in the remaining kind-of-business classifications (comprised primarily of taxable establishments) were defined as taxable.

COMPARABILITY OF THE 1987 AND 1992 CENSUSES

The 1987 and 1992 censuses were conducted under similar conditions and procedures except for the following:

Geographic areas. The boundaries of a number of areas for which data are shown in the 1992 census are not the same as in the 1987 census because of annexations; other boundary changes; and redefinitions of metropolitan statistical areas (MSA's), primary metropolitan statistical areas (PMSA's), and consolidated metropolitan statistical areas (CMSA's).⁴ In addition, data for consolidated cities are included in the 1992 census.

Data for special economic urban areas (SEUA's) with 10,000 inhabitants or more in Michigan, Minnesota, New York, and Wisconsin qualified for publication in the 1992 census. This included townships in Michigan and Minnesota and towns in New York and Wisconsin. However, Minnesota did not have any townships that met the population criteria.

²SIC's 7032, 792, 7991 pt., 7997, 7999 pt., 8011 pt., 8021 pt., 805, 806, 808, 809, 82, 83, 84 pt., 873 ex. 8733, 874 ex. 8744.

³SIC's 7041, 8111 pt., 84 pt., 86, 8733.

⁴Newly defined metropolitan areas (MA's) were announced by the Office of Management and Budget (OMB) effective June 30, 1993.

Nonemployer firms. In 1987, data for nonemployer firms were published for the United States, States, metropolitan areas, counties, and places in four regional reports in the Nonemployer Statistics Series (SC87-N-1 to -4).

For 1992, data for nonemployers by kind of business are presented in one *Nonemployer Statistics* report (SC92-N-1) for the United States, States, and metropolitan areas. Nonemployer data for counties and places are available on compact disc-read only memory (CD-ROM).

Employment. In 1987, employment data withheld to avoid disclosing data for individual companies were represented with the symbol "(D)." In 1992, withheld employment data are represented with symbols that denote employment size ranges. These symbols are defined in the introductory text.

Sources of receipts/revenue. In 1987, data on sources of receipts/revenue for selected industries were published with other industry-specific data in the *Miscellaneous Subjects* report (SC87-S-4) of the Subject Series. In 1992, sources of receipts/revenue data are presented separately in the *Sources of Receipts or Revenue* report (SC92-S-4) of the Subject Series.

Legal form of organization. In 1987, data on the number of individual proprietorships/partnerships were published in the Geographic Area Series. In 1992, individual proprietorship/partnership data are published in the *Establishment and Firm Size* report (SC87-S-1) and in the *Nonemployer Statistics* report (SC87-N-1).

EXPLANATION OF TERMS

Establishments. An establishment is a single physical location at which business is conducted. It is not necessarily identical with a company or enterprise, which may consist of one establishment or more. Statistics for service industries represent a summary of reports for individual establishments rather than companies. For cases where a census report was received, separate information was obtained for each location where business was conducted. When administrative records of other Federal agencies were used instead of a census report, no information was available on the number of locations operated. Estimates of this number were derived from a sample and are provided in the service industries report, *Miscellaneous Subjects* (SC92-S-5). Each census report was tabulated according to the physical location at which the business was conducted. The count of establishments represents those in business at any time during 1992. Appendix G provides a comparison of the number of establishments active any time during the year versus the number in business at the end of the year.

When two activities or more were carried on at a single location under a single ownership, all activities generally were grouped together as a single establishment. The

entire establishment was classified on the basis of its major activity and all data for it were included in that classification. However, when distinct and separate economic activities (for which different industry classification codes were appropriate) were conducted at a single location under a single ownership, and when conditions prescribed by the SIC manual for recognizing the existence of more than one establishment were met, separate establishment reports for each of the different activities were obtained in the census.

Leased service departments (separately owned businesses operated as departments or concessions of other service establishments or of retail businesses, such as a separately owned shoeshine parlor in a barber shop, or a beauty shop in a department store) are treated as separate service establishments for census purposes. Leased retail departments located in service establishments (e.g., a gift shop located in a hotel) are considered separate retail establishments.

Firms. A firm is a business organization or entity consisting of one domestic establishment (location) or more under common ownership or control. All establishments of subsidiary firms are included as part of the controlling firm. For the economic census, the terms "firm" and "company" are synonymous.

Receipts (Basic dollar volume measure for service establishments of firms subject to Federal income tax). Includes receipts from customers or clients for services rendered, from the use of facilities, and from merchandise sold during 1992 whether or not payment was received in 1992, except for health practitioners and legal, architectural, engineering, and surveying services, which reported on a cash basis (payments received in 1992 regardless of when services were rendered). Excise taxes on gasoline, liquor, tobacco, etc., which are paid by the manufacturer or wholesaler and passed on in the cost of goods purchased by the service establishment, are also included. Receipts from leasing of vehicles, equipment, etc., marketed under operating leases are included in receipts figures as well as the fair sales value of merchandise marketed in 1992 under capital, finance, or "full payout" leases. Receipts also include the total value of service contracts, amounts received for work subcontracted to others, and dues and assessments from members and affiliates.

Receipts are net after deductions for refunds and allowances for merchandise returned by customers. Receipts do not include sales, occupancy, admissions, or other taxes collected from customers and remitted directly by the firm to a local, State, or Federal tax agency, nor do they include income from such sources as contributions, gifts, and grants; dividends, interest, and investments; or sale or rental of real estate. Also excluded are rents from and receipts (gross as well as the establishment's share) of departments and concessions which are operated by others; sales of used equipment rented or leased to

customers; commissions from vending machine operators; and other nonoperating income such as royalties, franchise fees, etc.

Receipts in this report do not include service receipts of manufacturers, wholesalers, retail establishments, or other businesses whose primary activity is other than service. They do, however, include receipts other than from services rendered (e.g., sale of merchandise to individuals or other businesses) by establishments primarily engaged in performing services and classified in the service industries.

Revenue (Basic dollar volume measure for firms exempt from Federal income tax). Includes revenue from customers or clients for services rendered and merchandise sold during 1992, whether or not payment was received in 1992. Also included are income from interest, dividends, gross contributions, gifts, grants (whether or not restricted for use in operations), rents, royalties, dues and assessments from members and affiliates, and receipts from fundraising activities. Receipts from taxable business activities of firms exempt from Federal income tax (Unrelated Business Income) are also included in revenue.

Revenue does not include sales, admissions, or other taxes collected by the organization from customers or clients and paid directly to a local, State, or Federal tax agency; income from the sale of real estate, investments, or other assets (except inventory held for resale); gross receipts of departments, concessions, etc., that are operated by others; and amounts transferred to operating funds from capital or reserve funds.

Expenses. Expenses include payroll, employee benefits, interest, rent, payroll taxes, cost of supplies used for operation, depreciation expenses, fundraising expenses, contracted or purchased services, and other expenses charged to operations during 1992.

Expenses in this report exclude outlays for the purchase of real estate; construction and all other capital improvements; funds invested; assessments or dues paid to the parent or other chapters of the same organization; and, for fundraising organizations, funds transferred to charities and other organizations.

Annual payroll. Payroll includes all forms of compensation, such as salaries, wages, commissions, bonuses, vacation allowances, sick-leave pay, employee contributions to qualified pension plans, and the value of payments in kind (e.g., free meals and lodgings) paid during the year to all employees. Tips and gratuities received by employees from patrons and reported to employers are included. For corporations, payroll includes amounts paid to officers and executives; for unincorporated businesses, it does not include profit or other compensation of proprietors or partners. Payroll is reported before deductions for social security, income tax, insurance, union dues, etc. This definition of payroll is the same as that used by the Internal Revenue Service (IRS) on form 941.

First-quarter payroll. This item consists of payroll, as defined above, paid to persons employed at any time during the quarter January to March 1992.

Paid employees for pay period including March 12. Paid employees consist of the full- and part-time employees, including salaried officers and executives of corporations, who were on the payroll during the pay period including March 12. Included are employees on paid sick leave, paid holidays, and paid vacations; not included are proprietors and partners of unincorporated businesses. The definition of paid employees is the same as that used on IRS form 941.

Auxiliary establishments. Each company included in this census was asked to identify and separately report auxiliary locations whose primary functions were to manage, administer, service, or support the activities of the other establishments of the company. Data presented in this report do not include auxiliary establishments. Data for auxiliaries are presented in a subsequent report issued as part of the *1992 Enterprise Statistics* reports.

KIND-OF-BUSINESS CLASSIFICATIONS

Services, as defined in Division I of the 1987 Standard Industrial Classification (SIC) manual, includes establishments primarily engaged in rendering a wide variety of services to individuals, business and government establishments, and other organizations.

Establishments covered by the census were assigned kind-of-business classifications according to the industry classifications defined in the 1987 SIC manual. When a more detailed classification than defined in the SIC manual was needed, additional kinds of business were identified within an SIC industry.

The basis for a kind-of-business classification is described above in Method of Classifying Kinds of Business. Descriptions of those kinds of business for which data are provided in this report follow.

Hotels, Rooming Houses, Camps, and Other Lodging Places (SIC Major Group 70)

This group includes establishments engaged in providing lodging, or lodging and meals, and camping facilities. Hotels which provide accommodations for permanent residents (e.g., apartment hotels) and residential mobile home parks are classified in Real Estate, Major Group 65.

Hotels and motels (SIC 7011). Commercial establishments, known to the public as hotels, motor hotels, motels, or tourist courts, primarily engaged in providing lodging, or lodging and meals.

For large geographic areas, data are presented for the following subdivisions of this classification:

1. Hotels, 25 guestrooms or more.
2. Hotels, less than 25 guestrooms.
3. Motels, tourist courts.
4. Motor hotels.

The classification of individual establishments into hotels, motor hotels, and motels and tourist courts was based primarily on the respondents' self-designation.

Rooming and boarding houses (SIC 702). Establishments renting rooms, with or without board, on a fee basis. Homes for the elderly, for children, and for the handicapped that provide additional services, other than nursing care, are classified in Industry 8361, and homes that provide nursing and/or health-related care are classified in Industry Group 805. Rooming and boarding houses operated by membership organizations for their members only are classified in Industry 7041.

Sporting and recreational camps (SIC 7032). Sporting and recreational camps providing lodging and meals, or lodging only. Included are children's camps, fishing camps, hunting camps, and dude ranches. Day camps and sports instructional camps, such as baseball, basketball, or football camps, are classified in Industry 7999.

Recreational vehicle parks and campsites (SIC 7033). Establishments providing overnight or short-term sites for recreational vehicles, trailers, campers, or tents. Residential trailer and mobile home parks are classified in Real Estate, Major Group 65.

Organization hotels and lodging houses, on membership basis (SIC 704). Lodging houses and hotels operated by membership organizations for the benefit of their members and guests, and not open to the general public. Hotels operated by such organizations but open to the public are classified in Industry 7011. Residential homes for the elderly and others in need of residential, social, and personal care are classified in Industry 8361.

Personal Services (SIC Major Group 72)

This group includes establishments primarily engaged in providing services generally to individuals, such as barber and beauty shops, drycleaning plants, laundries, and photographic studios. For establishments classified in Industry Group 721, collecting and distributing units (branch outlets, pickup stations, terminals, or depots) owned and operated by a firm which does its own laundry work are not classified as separate establishments. Data for these units are merged with data for the plant where the work is done.

Power laundries, family and commercial (SIC 7211).

Establishments primarily engaged in operating mechanical laundries with steam or other power. Excluded are establishments which have power laundry equipment but which are primarily engaged in a specialty, such as industrial laundering, linen rental, or diaper service. These establishments are classified in other categories within Industry Group 721. Independently owned agencies for laundry plants are classified in Industry 7212. Laundries using small power equipment of household type are classified in Industry 7219.

Garment pressing, and agents for laundries and dry-cleaners (SIC 7212).

Establishments primarily engaged in providing laundry and drycleaning services but which have the laundry and/or drycleaning work done by others. Establishments in this industry may do their own pressing or finishing work. Independently owned collecting and distributing agencies serving drycleaning plants or power laundries are included in this classification.

Linen supply (SIC 7213).

Establishments primarily engaged in supplying, on a rental basis, such laundered items as uniforms, aprons, table covers, bed linens, and towels. Establishments included in this classification may or may not operate their own laundry facilities.

Coin-operated laundries and drycleaning (SIC 7215).

Establishments primarily engaged in the operation of coin-operated or similar self-service laundry and/or drycleaning equipment. Included are establishments known as laundromats, launderettes, self-service drycleaners, etc. Establishments which operate such machinery in apartment houses, dormitories, and similar locations are included. Establishments which rent such machinery (e.g., to apartment houses) are classified in Industry 7359.

For large geographic areas, data are presented for the following subdivisions of this classification:

1. Coin-operated laundries and drycleaning stores.
2. Coin-operated laundry routes.

Drycleaning plants, except rug cleaning (SIC 7216).

Establishments primarily engaged in drycleaning or dyeing apparel and household fabrics other than rugs. Establishments primarily engaged in cleaning rugs are classified in Industry 7217. Independently owned agencies for cleaning plants are classified in Industry 7212. Establishments known as "tailor shops" or "cleaners" are included in this classification only if they do their own cleaning. Establishments primarily engaged in dyeing fabrics for the trade are classified in Manufacturing, Major Group 22.

Carpet and upholstery cleaning (SIC 7217).

Establishments primarily engaged in cleaning carpets and upholstered furniture. Establishments primarily engaged in rug repair are classified in Industry 7699, those primarily

engaged in reupholstering and repairing furniture are classified in Industry 7641, and those primarily engaged in building cleaning are classified in Industry 7349.

Industrial launderers (SIC 7218).

Establishments primarily engaged in supplying laundered or drycleaned work uniforms, wiping towels, protective apparel (gloves, flame resistant clothing, etc.), dust control items (treated mats or rugs, mops, cloths, etc.), and similar items to industrial, commercial, and government users. These items may belong to the industrial launderers and be supplied to users on a rental basis, or they may belong to the customers. Establishments included in this industry may or may not operate their own laundry or drycleaning facilities.

Laundry and garment services, n.e.c. (SIC 7219).

Establishments primarily engaged in furnishing other laundry services, including repair, alteration, and storage of clothes for individuals; diaper service; and hand laundries. Custom tailors, dressmakers, and fur shops making fur apparel to custom order are classified in Retail Trade.

Photographic studios, portrait (SIC 722).

Establishments primarily engaged in still or video portrait photography for the general public. Included in this classification are school, home, and transient portrait photographers. Establishments primarily engaged in commercial photography are classified in Industry 7335; those primarily engaged in video tape production other than portrait are classified in Industry 7812; and those primarily engaged in film developing and/or print processing for the trade or for the general public are classified in Industry 7384.

Beauty shops (SIC 723).

Establishments primarily engaged in providing beauty services or both beauty and barber services. Beauty and cosmetology schools are also included. Beauty shop concessions (owned and operated by concessionaires) in hotels, department stores, etc., are classified in this industry and treated as separate establishments. However, beauty shops owned by and operated as part of other businesses (e.g., hotels, department stores) are considered part of the main establishment.

Barber shops (SIC 724).

Establishments primarily engaged in providing barber and men's hair styling services. Barber colleges are also included. Barber shop concessions (owned and operated by concessionaires) in hotels, department stores, etc., are classified in this industry and treated as separate establishments. However, barber shops owned by and operated as part of other businesses (e.g., hotels, department stores) are considered part of the main establishment.

Shoe repair shops and shoeshine parlors (SIC 725).

Establishments primarily engaged in repairing footwear or shining shoes. Also included are establishments engaged in cleaning and blocking hats. Shoe repair and shoeshine departments (owned and operated by concessionaires) in

hotels, department stores, etc., are classified in this industry and treated as separate establishments. However, shoe repair shops and shoeshine parlors owned and operated as part of other businesses (e.g., hotels, department stores) are considered part of the main establishment.

Funeral service and crematories (SIC 726). Establishments primarily engaged in preparing the dead for burial, conducting funerals, and cremating the dead. Receipts include sales of funeral merchandise, such as caskets and burial clothing, and other services provided directly by the establishments. Also included in the receipts are reimbursements for cash advances made to other establishments for funeral-related merchandise sales and services, such as flowers. Cemeteries, and crematories operated in conjunction with cemeteries, are classified in Real Estate, Industry 6553; crematories and burial services for pets are classified in Agriculture, Industry 0752.

Tax return preparation services (SIC 7291). Establishments primarily engaged in providing tax return preparation services without also providing accounting, auditing, or bookkeeping services. Establishments providing tax return preparation services which also provide accounting, auditing, or bookkeeping services are classified in Industry 8721. Tax return preparation services (owned and operated by concessionaires) in department stores, etc., are classified in this industry and treated as separate establishments. However, tax return preparation services owned and operated as part of other businesses are considered part of the main establishment.

Miscellaneous personal services, n.e.c. (SIC 7299). Establishments primarily engaged in providing personal services, not elsewhere classified, such as saunas; steam and Turkish baths; costume and formal wear rental; operation of coin-operated personal service machines, such as weighing machines, public lockers (except cold storage), pay toilets, etc.; checkroom concessions; dating service; diet or weight reducing workshops; and tanning salons. Establishments operating coin-operated amusement machines, such as pinball machines and juke boxes, are classified in Industry 7993. The operation of physical fitness facilities, including health fitness spas and reducing salons, is classified in Major Group 70 if lodging is also provided and in Industry 7991 if lodging is not provided.

For large geographic areas, data are presented for the following subdivisions of this classification:

1. Massage parlors, tanning salons, and saunas.
2. Diet and weight reducing services.
3. Formal wear rental.
4. Other personal services, n.e.c.

Business Services (SIC Major Group 73)

This group includes establishments primarily engaged in providing services, not elsewhere classified, to business establishments on a contract or fee basis.

Advertising agencies (SIC 7311). Establishments primarily engaged in preparing advertising (writing copy, artwork, graphics, and other creative work) and placing such advertising in periodicals, newspapers, radio, television, or other advertising media for clients on a contract or fee basis. Establishments which place advertising with media but perform no creative services (media buying services) are classified in Industry 7319. Establishments which write advertising copy but do not place the advertising with media are classified in Industry 8999. Establishments which provide commercial art, graphics, or other creative advertising services but do not place the advertising with media are classified in Industry Group 733. Establishments which solicit advertising for nonaffiliated radio, television, newspapers, or magazines are classified in Industry 7313.

Outdoor advertising services (SIC 7312). Establishments primarily engaged in the preparation of poster displays and painted and electric displays on billboards, panels, bulletins, and frames, principally outdoors. Such establishments may (as incidental services) construct, repair, and maintain display boards and may post advertisements. Sign painting shops are classified in Industry 7389. Shops which make neon signs to order are classified in Manufacturing. Establishments primarily engaged in erecting signs are classified in Construction.

Radio, television, and publishers' advertising representatives (SIC 7313). Establishments primarily engaged in soliciting advertising on a contract or fee basis for (nonaffiliated) newspapers, magazines, and other publications, or for radio and television stations. Advertising sales offices operated by the media are classified as auxiliaries.

For large geographic areas, data are presented for the following subdivisions of this classification:

1. Radio and television advertising representatives.
2. Publishers' advertising representatives.

Advertising, n.e.c. (SIC 7319). Establishments primarily engaged in furnishing advertising services, not elsewhere classified, such as handbill distribution, distribution of samples, and transit advertising. Establishments which provide commercial art, graphics, or other creative advertising services but do not place the advertising with the media, are classified in Industry Group 733. Establishments primarily engaged in direct mail advertising, compiling and selling mailing lists, and related services are classified in Industry 7331.

Adjustment and collection services (SIC 7322). Establishments primarily engaged in the collection or adjustment of claims other than insurance. Establishments providing insurance adjustment services are classified in Insurance, Major Group 64. Establishments providing debt counseling or adjustment services for individuals are classified in Industry 7299. Centralized charge services are classified in Finance, Major Group 61.

Credit reporting services (SIC 7323). Establishments primarily engaged in providing mercantile and consumer credit reporting services. Establishments primarily engaged in conducting personal investigations (background) and preparing reports for insurance companies and other business firms are classified in Industry 7389.

Direct mail advertising services (SIC 7331). Establishments primarily engaged in furnishing direct mail advertising services, such as creating, producing, and mailing direct mail advertising. This industry also includes establishments primarily engaged in compiling and selling mailing lists. Establishments primarily engaged in reproducing direct mail copy to order but also providing other direct mail advertising services are classified in Manufacturing if they print the copy, and in Industry 7334 if they duplicate the copy by photocopying or similar reproduction methods.

For large geographic areas, data are presented for the following subdivisions of this classification:

1. Mailing list compilers, brokers, and managers.
2. Direct mail advertising services, except mailing list services.

Photocopying and duplicating services (SIC 7334). Establishments primarily engaged in reproducing text, drawings, plans, maps, or other copy by blueprinting, photocopying, mimeographing, or other methods of duplication other than printing or microfilming. Printing, including "quick printing," is classified in Manufacturing, and microfilming is classified in Industry 7389.

For large geographic areas, data are presented for the following subdivisions of this classification:

1. Blueprinting and photocopying services.
2. Duplicating services, except printing and photocopying.

Commercial photography (SIC 7335). Establishments engaged in providing commercial photography services for advertising agencies, publishers, and other business and industrial users. Establishments engaged in still and video portrait photography are classified in Industry 7221, and those primarily engaged in mapmaking are classified in Industry 7389. Establishments primarily engaged in medical photography are classified in Industry 8099. Establishments primarily engaged in producing commercial video tape or films are classified in Industry 7812.

Commercial art and graphic design (SIC 7336). Establishments primarily engaged in providing commercial art or graphic design services for advertising agencies, publishers, and other business and industrial users. Producers of still and slide films are classified here. Establishments primarily engaged in art, except commercial and medical art, are classified in Industry 8999; those engaged in medical art are classified in Industry 8099; and those providing drafting services are classified in Industry 7389.

For large geographic areas, data are presented for the following subdivisions of this classification:

1. Commercial art.
2. Graphic arts and related design.

Secretarial and court reporting services (SIC 7338). Establishments primarily engaged in furnishing secretarial, typing, word processing, resume writing, and court reporting services.

Disinfecting and pest control services (SIC 7342). Establishments primarily engaged in providing disinfection and termite, insect, rodent, and other pest control generally in dwellings or other buildings. Establishments primarily engaged in pest control for lawns or agricultural production are classified in Agriculture.

Building cleaning and maintenance services, n.e.c. (SIC 7349). Establishments primarily engaged in furnishing building cleaning and maintenance services, not elsewhere classified, such as window cleaning, janitorial services, floor waxing, and office cleaning. General contractors and special trade contractors primarily engaged in building repair work, cleaning building exteriors by sand or steam blasting, or cleaning up after construction are classified in Construction.

Medical equipment rental and leasing (SIC 7352). Establishments primarily engaged in renting or leasing (except finance leasing) medical equipment. These establishments may also sell medical supplies, but establishments primarily engaged in selling medical supplies are classified in Wholesale or Retail Trade. Establishments primarily engaged in finance leasing are classified in Finance, Industry 6159.

Heavy construction equipment rental and leasing (SIC 7353). Establishments primarily engaged in renting or leasing (except finance leasing) heavy construction equipment, with or without operators. Establishments primarily engaged in finance leasing are classified in Finance, Industry 6159.

For large geographic areas, data are presented for the following subdivisions of this classification:

1. Rental and leasing of heavy construction equipment without operators.
2. Rental and leasing of heavy construction equipment with operators.

Equipment rental and leasing, n.e.c. (SIC 7359). Establishments primarily engaged in renting or leasing (except finance leasing) equipment, not elsewhere classified, such as tools, furniture, industrial equipment (except heavy construction), televisions, appliances, party supplies, etc. Establishments primarily engaged in finance leasing are classified in Finance, Industry 6159.

Establishments renting or leasing automobiles and trucks without drivers are classified in Industry Group 751; those renting with drivers, in Transportation. Establishments renting (or leasing) medical equipment are classified in Industry 7352; video tapes and cassettes, in Industry 7841; amusement and recreation items, such as bicycles, beach chairs, etc., in Industry 7999; personal items, such as formal wear, lockers (other than refrigerated), and pillows, in Industry 7299; commercial boats, in Water Transportation, Major Group 44. Direct leasing of machinery or equipment by the manufacturer is classified in Manufacturing or Wholesale Trade. Establishments primarily leasing computer time, including time-sharing services, are classified in Industry 7374; and those renting or leasing computers or data processing equipment, in Industry 7377.

For large geographic areas, data are presented for the following subdivisions of this classification:

1. Equipment rental, except rent-to-own.
2. Equipment leasing, except finance leasing.
3. Rent-to-own.

Employment agencies (SIC 7361). Establishments primarily engaged in providing placement and employment services for employers or those seeking employment. Modeling agencies and nurses' registries are included. Theatrical employment agencies are classified in Industry 7922; motion picture casting bureaus, in Industry 7819; and establishments engaged in furnishing help to other businesses, in Industry 7363.

Help supply services (SIC 7363). Establishments primarily engaged in supplying temporary or continuing help (except agricultural) to other businesses on a contract or fee basis. The help supplied is on the payroll of the supplying establishment but is under the direct or general supervision of the business to whom the help is furnished. Establishments primarily engaged in providing placement and employment services are classified in Industry 7361. Establishments which provide both management and staff to operate a business are classified according to the type of activity of the business. Establishments primarily engaged in furnishing personnel to perform a range of services in support of the operation of other establishments are classified in Industry 8744. Farm labor supply is classified in Agriculture, Industry 0761.

For large geographic areas, data are presented for the following subdivisions of this classification:

1. Temporary help supply.
2. Employee leasing.
3. Other help supply services.

Computer programming services (SIC 7371). Establishments primarily engaged in providing custom computer programming services on a contract or fee basis. These

establishments often perform a variety of additional services, such as computer software design and analysis, modification of existing software, and training in the use of custom software. Establishments primarily engaged in the development and marketing of prepackaged software are classified in Industry 7372. Computer processing services are classified in Industry 7374.

Prepackaged software (SIC 7372). Establishments primarily engaged in designing and developing prepackaged software, including operating, utility, and applications programs. These establishments may also prepare software documentation for the user, install software for the user, and train the user in the use of the software. Establishments primarily engaged in buying and selling prepackaged software are classified in Wholesale or Retail Trade. Custom computer software services, including computer code authors, are classified in Industry 7371.

Computer integrated systems (SIC 7373). Establishments primarily engaged in developing or modifying computer software and packaging or bundling the software with hardware (computers and peripheral equipment) to create an integrated system for specific application. These establishments are involved in all phases of systems development, from design through installation. Establishments primarily engaged in buying and selling computer software and/or hardware are classified in Wholesale or Retail Trade, and establishments primarily engaged in manufacturing computers and/or peripheral equipment are classified in Manufacturing.

Computer processing and data preparation and processing services (SIC 7374). Establishments primarily engaged in providing computer processing and data preparation services. Service may consist of complete processing and preparation of reports from data supplied by the customer, or it may be specialized, such as data entry or making data processing equipment available on an hourly or time-sharing basis.

Information retrieval services (SIC 7375). Establishments primarily engaged in providing on-line information retrieval services on a contract or fee basis. The information generally involves a range of subjects and is taken from other primary sources. Establishments which collect and originate the data are classified in the industry associated with that activity.

Computer facilities management services (SIC 7376). Establishments primarily engaged in providing on-site management and operation of computer and data processing facilities on a contract or fee basis. Establishments primarily engaged in providing computer and data processing at their own facilities are classified in Industry 7374.

Computer rental and leasing (SIC 7377). Establishments primarily engaged in renting or leasing (except finance) computers and related data processing equipment on the

customers' site, whether or not also providing maintenance or support services. Establishments primarily engaged in both manufacturing and leasing computers and related data processing equipment are classified in Division D, Manufacturing, and separate establishments owned by the manufacturer and primarily engaged in leasing are classified in Wholesale Trade. Establishments primarily engaged in finance leasing of computers and related data processing equipment are classified in Finance, Industry 6159, and those primarily engaged in leasing computer time are classified in Industry 7374.

Computer maintenance and repair (SIC 7378). Establishments primarily engaged in the maintenance and repair of computers and computer peripheral equipment.

Computer related services, n.e.c. (SIC 7379). Establishments primarily engaged in providing computer related services, not elsewhere classified, such as computer consulting, disk and diskette conversion, and tape recertification.

For large geographic areas, data are presented for the following subdivisions of this classification:

1. Computer consultants.
2. Miscellaneous computer services, n.e.c.

Detective, guard, and armored car services (SIC 7381). Establishments primarily engaged in providing detective, guard, and armored car services. Fingerprint service, polygraph service, and rental of dogs for protective service are included in this classification.

For large geographic areas, data are presented for the following subdivisions of this classification:

1. Detective agencies and guard services.
2. Armored car services.

Security systems services (SIC 7382). Establishments primarily engaged in monitoring and maintaining security systems devices, such as burglar and fire alarms. These establishments may also sell, lease, and/or install the security systems which they monitor and maintain. Establishments primarily engaged in the sales and installation, or installation only, of such devices are classified in Construction, Industry 1731.

News syndicates (SIC 7383). Establishments primarily engaged in providing news, pictures, features, and news reporting services to newspapers and periodicals. Separate establishments of newspaper and periodical publishers which are engaged in gathering news are classified as auxiliaries.

Photofinishing laboratories (SIC 7384). Establishments primarily engaged in developing film and photographic prints and enlargements. Data for retail outlets (kiosks),

which are owned and operated by photofinishing laboratories for the pickup and delivery of film, are merged with data for the laboratory which owns them and are not treated as separate establishments. Establishments primarily engaged in processing motion picture and video film for the motion picture and television industries are classified in Industry 7819.

For large geographic areas, data are presented for the following subdivisions of this classification:

1. Photofinishing laboratories, except "one-hour" (mini) labs.
2. "One-hour" (mini) photofinishing.

Business services, n.e.c. (SIC 7389). Establishments primarily engaged in furnishing business services, not elsewhere classified, such as auctioneers' establishments (service only), business brokers, drafting service, independent lecture bureaus, inspection service, printing brokers, notaries public, and shop window decoration or trimming, on a commission or fee basis.

For large geographic areas, data are presented for the following subdivisions of this classification:

1. Sign painting shops. Establishments primarily engaged in making signs to individual order or in doing office door and window lettering. Establishments primarily engaged in making signs other than on a custom basis and neon sign manufacturers are classified in Manufacturing.
2. Interior designing. Establishments primarily engaged in advising clients on the selection of furniture, draperies, rugs, and other interior decorations on a commission or fee basis. Establishments providing interior designing service but primarily engaged in the sale of merchandise, are not included. Painting and papering contractors who frequently call themselves "interior decorators" are classified in Construction.
3. Telephone answering services. Establishments primarily engaged in transmitting telephone messages to their clients. Paging services are classified in Communications.
4. Water softening and conditioning services. Establishments primarily engaged in softening water by chemical treatment or other methods.
5. Packaging and labeling services. Establishments primarily engaged in packaging and labeling products, on a contract or fee basis, in packages or other containers normally intended for retail distribution. Companies primarily engaged in packing, crating, and otherwise preparing goods for shipping are classified in Transportation.
6. Trading stamp services. Establishments primarily engaged in selling trading stamps or merchandise coupons to merchants. The redemption stores of trading stamp companies are classified as auxiliary to this industry.

7. Convention and trade show services. Establishments primarily engaged in providing a variety of services to conventions and trade shows on a contract or fee basis, including decoration services, registration services, promotion, and other administrative functions.
8. Private mail centers. Establishments primarily engaged in providing mailbox rental and other postal and mailing (except advertising) services. In addition, establishments may provide typing, photocopying, and FAX services, and may sell office supplies.
9. Miscellaneous business services, n.e.c. Establishments primarily engaged in furnishing business services, not elsewhere classified.

Automotive Repair, Services, and Parking (SIC Major Group 75)

This group includes establishments primarily engaged in furnishing automotive repair, rental, leasing, parking, and other services. Similar facilities owned and operated by concerns for their own use and not available to the general public are treated as auxiliary establishments of those concerns and are not included here. Automotive repair shops operated by establishments engaged in the sale of new automobiles are classified in Retail Trade, as are those operated by gasoline service stations (where sales of merchandise (including fuel) exceed repair receipts). Automobile driving instruction is classified in Industry 8299.

Truck rental and leasing, without drivers (SIC 7513).

Establishments primarily engaged in short-term rental or extended-term leasing (with or without maintenance) of trucks, truck tractors, or semitrailers without drivers. Establishments primarily engaged in renting or leasing, except finance leasing, of industrial trucks are classified in Industry 7359; those renting or leasing trucks with drivers are classified in Transportation, Industry Group 421; and those renting or leasing heavy construction and earth moving equipment are classified in Industry 7353. Establishments primarily engaged in finance leasing are classified in Finance, Major Group 61.

For large geographic areas, data are presented for the following subdivisions of this classification:

1. Truck rental, without drivers.
2. Truck leasing, except finance leasing.

Passenger car rental (SIC 7514). Establishments primarily engaged in short-term rental of passenger cars without drivers. Data for separate automotive rental offices or concessions (e.g., airport locations) in the same metropolitan area, for which a common fleet of cars is maintained, are merged and not considered as separate establishments. Establishments primarily engaged in renting automobiles with drivers are classified in Transportation, Industry 4119.

Passenger car leasing (SIC 7515). Establishments primarily engaged in extended-term leasing of passenger cars without drivers. These establishments may or may not provide maintenance of vehicles as part of the lease contract. Establishments primarily engaged in renting automobiles with drivers are classified in Transportation, Industry 4119. Establishments primarily engaged in finance leasing are classified in Finance, Major Group 61.

Utility trailer and recreational vehicle rental (SIC 7519).

Establishments primarily engaged in daily or extended-term rental of utility trailers and recreational vehicles. Establishments primarily engaged in renting motorcycles, bicycles, golf carts, gocarts, or recreational boats are classified in Industry 7999, and those engaged in renting airplanes are classified in Industry 7359. Establishments primarily engaged in the rental of mobile homes on site are classified in Real Estate, Industry 6515.

Automobile parking (SIC 7521).

Establishments primarily engaged in the temporary parking of automobiles usually on an hourly, daily, or monthly contract or fee basis. Excluded are municipal parking lots and lots operated by establishments or institutions primarily engaged in other activities (e.g., department stores, hospitals, restaurants). Valet parking is classified in Industry 7299. Establishments primarily engaged in extended or dead storage of automobiles are classified in Transportation, Industry 4226.

For large geographic areas, data are presented for the following subdivisions of this classification:

1. Parking lots.
2. Parking structures.

Top, body, and upholstery repair shops and paint shops (SIC 7532).

Establishments primarily engaged in the repair of automotive tops, bodies, and interiors, or automotive painting and refinishing. Also included in the industry are establishments primarily engaged in customizing automobiles, trucks, and vans, except on a factory basis. Those engaged in customizing automobiles, trucks, and vans on a factory basis are classified in Manufacturing, Industry Group 371.

For large geographic areas, data are presented for the following subdivisions of this classification:

1. Top and body repair shops.
2. Paint shops.

Automotive exhaust system repair shops (SIC 7533).

Establishments primarily engaged in the installation, repair, or sale and installation of automotive exhaust systems. The sale of mufflers, tailpipes, and catalytic converters is considered to be incidental to the installation of these products.

Tire retreading and repair shops (SIC 7534).

Establishments primarily engaged in repairing and retreading automotive tires. Establishments classified here may either retread customers' tires or retread tires for sale or exchange to the user or the trade.

Automotive glass replacement shops (SIC 7536). Establishments primarily engaged in the installation, repair, or sale and installation of automotive glass. The sale of the glass is considered incidental to the replacement.

Automotive transmission repair shops (SIC 7537). Establishments primarily engaged in the installation, repair, or sale and installation of automotive transmissions. The sale of transmissions and related parts is considered incidental to transmission installation or repair.

General automotive repair shops (SIC 7538). Establishments primarily engaged in general automotive repair, such as engine repair shops (except industrial truck engines), general repair and service garages, and diesel engine repair shops. Establishments primarily engaged in specialized repair of individual engine components, not elsewhere classified, are classified in Industry 7539. Establishments primarily engaged in repair of motorcycles are classified in Industry 7699.

For large geographic areas, data are presented for the following subdivisions of this classification:

1. General automotive repair shops, except diesel.
2. Diesel repair shops.

Automotive repair shops, n.e.c. (SIC 7539). Establishments primarily engaged in specialized automotive repair, not elsewhere classified, such as fuel service (carburetor repair), brake relining, front-end and wheel alignment, and radiator repair. Establishments primarily engaged in automotive welding are classified in Industry 7692.

For large geographic areas, data are presented for the following subdivisions of this classification:

1. Radiator repair.
2. Brake, front end, and wheel alignment.
3. Carburetor repair shops.
4. Automotive electrical repair shops.
5. Other automotive repair shops, n.e.c. Establishments primarily engaged in specialized automotive repairs, not elsewhere classified, such as frame repair, piston ring service and repair, speedometer repair, and heater and air-conditioning repair.

Carwashes (SIC 7542). Establishments primarily engaged in washing, waxing, and polishing motor vehicles or furnishing facilities for the self-service washing of motor vehicles.

Automotive services, except repair and carwashes (SIC 7549). Establishments primarily engaged in furnishing automotive services, except repair and carwashes, such as lubricating service, towing service, diagnostic service, undercoating service, and inspection service.

For large geographic areas, data are presented for the following subdivisions of this classification:

1. Lubrication shops.
2. Towing services.
3. Other automotive services, n.e.c.

Miscellaneous Repair Services (SIC Major Group 76)

This group includes establishments primarily engaged in miscellaneous repair services, not elsewhere classified. Repair departments of retail dealers or manufacturers are not included unless operated as separate establishments and reported as such. This group does not include some repair services of which the more important are: repair to structures (classified in Construction); garment and shoe repair (classified in Major Group 72); automotive repair services (classified in Major Group 75); electronic computer and computer peripheral equipment repair services (classified in Industry 7378); ship and boat repair (classified in Manufacturing); and railroad repair (classified in Manufacturing).

Radio and television repair shops (SIC 7622). Establishments primarily engaged in repairing radios, televisions, phonographs, stereo equipment, and tape recorders. Also included are establishments engaged in installing and repairing television, amateur, and citizens' band antennas, and those engaged in installing and servicing similar equipment in homes, offices, boats, automobiles, or other vehicles. Establishments primarily engaged in installation, repair, or maintenance of radio and television broadcast transmitting antennas and towers are classified in Construction. Repair departments of radio and television dealers are not included here unless operated and reported as separate establishments.

Refrigeration and air-conditioning service and repair shops (SIC 7623). Establishments primarily engaged in servicing and repairing household and commercial electrical refrigerators and air-conditioning and refrigeration equipment. Establishments primarily engaged in servicing and repairing gas refrigeration equipment are classified in Industry 7699, and those repairing automotive air-conditioning equipment are classified in Industry 7539. Establishments primarily engaged in installing refrigeration and air-conditioning systems are classified in Construction.

Electrical and electronic repair shops, n.e.c. (SIC 7629). Establishments primarily engaged in servicing and repairing electrical and electronic equipment, not elsewhere classified, such as electrical household appliances (washing machines, vacuum cleaners, irons, toasters, etc.) and electrical and electronic industrial equipment. Electrical contractors and electrical shops engaged primarily in house wiring are included in Construction, Industry 1731. The repair of electric motors is classified in Industry 7694. Repair of electronic computers and computer peripheral equipment is classified in Industry 7378.

Watch, clock, and jewelry repair (SIC 763). Establishments primarily engaged in the repair of watches, clocks, or jewelry. Establishments primarily engaged in assembling watches from purchased parts are classified in Manufacturing, Industry 3873.

Reupholstery and furniture repair (SIC 764). Establishments primarily engaged in furniture reupholstery and repair. Establishments primarily engaged in selling upholstery materials, making slipcovers and draperies to order, or in upholstering new frames to individual order are classified in Retail Trade, as are establishments making furniture and cabinets on a custom basis.

Welding repair (SIC 7692). Establishments primarily engaged in repair work by welding, including automotive welding. Welding in connection with the manufacture of a product is classified in Manufacturing. Welding contractors doing welding work at construction sites are classified in Construction, Industry 1799.

Armature rewinding shops (SIC 7694). Establishments primarily engaged in rewinding armatures and rebuilding or repairing electric motors. Establishments classified here may either repair customers' equipment or repair their own equipment for sale or exchange to users or to the trade. Establishments primarily engaged in the repair of electrical appliances are classified in Industry 7629.

Repair shops and related services, n.e.c. (SIC 7699). Establishments primarily engaged in specialized repair services, not elsewhere classified, such as farm machinery and equipment repair; lawnmower, saw, knife, and tool sharpening and repair; bicycle repair; lock and gun repair; musical instrument repair; and the repair of typewriters. Repair services which involve primarily electrical or electronic equipment or components are classified in Industry 7629; however, primarily mechanical repair of electrically powered equipment, such as electric sewing machine repair, is included here.

For large geographic areas, data are presented for the following subdivisions of this classification:

1. Farm machinery and equipment repair.
2. Lawnmower and other small gasoline engine repair. Establishments primarily engaged in saw, knife, and tool sharpening are also included here.
3. Sewer and septic tank cleaning services. Establishments primarily engaged in cleaning or repairing sewers and septic tanks. Establishments which install septic tanks are classified in Construction.
4. Other repair and related services, n.e.c. Establishments primarily engaged in specialized repair services, not elsewhere classified, such as aircraft flight instrument repair (except electrical), blacksmith shops, bicycle repair, boiler repair, photographic equipment repair,

dental instrument repair, furnace and chimney cleaning, gunsmith shops, key duplicating shops, motorcycle repair, musical instrument tuning and repair, taxidermists, typewriter repair, umbrella repair, and venetian blind repair.

Motion Pictures (SIC Major Group 78)

This group includes establishments producing and distributing motion pictures, exhibiting motion pictures in commercially operated theaters, and furnishing services to the motion picture industry. The term "motion pictures" includes similar productions for television or other media using film, tape, or other means.

Motion picture and video tape production (SIC 7812). Establishments primarily engaged in the production of theatrical and nontheatrical motion pictures and video tapes for exhibition or sale. Establishments engaged in both production and distribution of motion pictures are included here, as well as those engaged in the production of educational, industrial, and religious films. Establishments primarily engaged in motion picture and video tape reproduction are classified in Industry 7819.

For large geographic areas, data are presented for the following subdivisions of this classification:

1. Motion picture production, except for television.
2. Motion picture and tape production for television.

Services allied to motion picture production (SIC 7819). Establishments primarily engaged in performing auxiliary services to motion picture production, such as motion picture film processing, editing, and titling. Also included are casting bureaus, wardrobe and studio property rental, rental and repair of cameras and other motion picture equipment, stock footage film libraries, and television tape services (editing, transfers, etc.).

Motion picture and video tape distribution (SIC 7822). Establishments primarily engaged in the distribution (rental or sale) of theatrical and nontheatrical motion picture films or in the distribution of video tapes and disks, except to the general public. Establishments engaged in both distribution and production are classified in Industry 7812. Establishments primarily engaged in renting video tapes and disks to the general public are classified in Industry 7841, and those engaged in the sale of video tape and disks to individuals for personal or household use are classified in Retail Trade, Industry 5735.

For large geographic areas, data are presented for the following subdivisions of this classification:

1. Motion picture film exchanges.
2. Film and tape distribution for television.
3. Video tape wholesalers.

Services allied to motion picture distribution (SIC 7829). Establishments primarily engaged in performing auxiliary services to motion picture distribution, such as film delivery service, film purchasing and booking agencies, and film libraries.

Motion picture theaters, except drive-in (SIC 7832). Commercially operated theaters primarily engaged in the indoor exhibition of motion pictures.

Drive-in motion picture theaters (SIC 7833). Commercially operated theaters, commonly known as drive-in theaters, primarily engaged in the outdoor exhibition of motion pictures.

Video tape rental (SIC 7841). Establishments primarily engaged in renting recorded video tapes and disks to the general public for personal or household use. Establishments primarily engaged in renting video recorders and players are classified in Industry 7359. Establishments primarily engaged in selling recorded video tapes and disks to the general public are classified in Retail Trade, Industry 5735, and those engaged in the wholesale distribution of recorded video tapes and disks are classified in Industry 7822.

Amusement and Recreation Services, Except Motion Pictures (SIC Major Group 79)

This group includes establishments primarily engaged in providing amusement, recreation, or entertainment services, not elsewhere classified. Gambling businesses, where legal, are also included in this Major Group; however, combined gambling and lodging facilities with 25 guestrooms or more are classified in Industry 7011. Establishments primarily engaged in operating museums, art galleries, arboreta, and botanical and zoological gardens are classified in Major Group 84.

Dance studios, schools, and halls (SIC 791). Establishments primarily engaged in operating public dance halls or ballrooms, dance studios, and dance schools. Establishments primarily engaged in renting facilities used as dance halls or ballrooms are classified in Real Estate, Industry 6512.

Theatrical producers (except motion picture) and miscellaneous theatrical services (SIC 7922). Establishments primarily engaged in providing live theatrical presentations, such as road companies and summer theaters. This industry also includes services allied with theatrical presentations, such as casting agencies; booking agencies for plays, artists, and concerts; scenery, lighting, and other equipment services; and theatrical ticket agencies. Also included in this industry are producers of live and taped radio programs and commercials and producers of live television programs.

For large geographic areas, data are presented for the following subdivisions of this classification:

1. Producers of live theatrical productions. Stock or repertory companies, whether or not operating their own theaters, are included here. Establishments primarily engaged in producing shows for dinner theaters but not operating the food service are also included here. Dinner theaters operating food service are classified in Retail Trade, Industry 5812.
2. Producers of radio and television shows, except tape producers. Establishments primarily engaged in producing shows for live presentation on radio and television. Producers of motion picture and television tape are classified in Industry 7812 and producers of radio tape in the subgroup Other theatrical services.
3. Artists' and entertainers' managers or agents, concert bureaus, and booking agents.
4. Other theatrical services. Establishments engaged in theatrical services, not elsewhere classified, such as ticket agencies; theatrical, television, and radio employment agencies; theatrical equipment rental and design; and lighting. Radio show tape producers are included here.

Bands, orchestras, actors, and other entertainers and entertainment groups (SIC 7929). Establishments primarily engaged in providing entertainment other than live theatrical presentations. These establishments include bands, orchestras, and entertainers.

For large geographic areas, data are presented for the following subdivisions of this classification:

1. Dance groups and artists.
2. Symphony orchestras, opera companies, and chamber music organizations.
3. Other music groups and artists. Dance and stage bands, orchestras (except symphony or chamber), combos, quintets, soloists, and similar musical organizations, groups, and artists.
4. Other entertainers and entertainment groups. Entertainers other than dance bands, symphony orchestras, dance groups, or similar musical and dance organizations.

Bowling centers (SIC 7933). Establishments primarily engaged in providing facilities for bowling.

Professional sports clubs and promoters (SIC 7941). Operators and promoters of professional and semiprofessional athletic clubs, promoters of athletic events, and managers of individual professional athletes. Receipts from radio or television broadcasts, from sales of players, from concession operators, and from noncustomer sources are not included in the total receipts for the activities

classified here. Establishments primarily engaged in renting stadiums and athletic fields to sports promoters and clubs are classified in Real Estate, Industry Group 651.

For large geographic areas, data are presented for the following subdivisions of this classification:

1. Baseball clubs.
2. Football clubs.
3. Other professional sports clubs.
4. Managers and promoters.

Racing, including track operation (SIC 7948). Promoters and participants in racing activities, including racetrack operators, operators of racing stables, jockeys, racehorse trainers, and race car owners and operators. Establishments which own racetracks but do not engage in promotion of racing events, are classified in Real Estate, Industry Group 651. Stables and kennels primarily engaged in breeding or boarding horses and dogs are classified in Agriculture, Industry 0752.

For large geographic areas, data are presented for the following subdivisions of this classification:

1. Auto racetrack operation.
2. Horse racetrack operation.
3. Dog racetrack operation.
4. Racing stables and racing, n.e.c.

Physical fitness facilities (SIC 7991). Establishments primarily engaged in operating reducing and other health clubs, spas, and similar facilities featuring exercise and other active physical fitness conditioning, whether or not on a membership basis. Establishments providing aerobic dance and exercise classes are also included here. Sports and recreation clubs are classified in Industry 7997 if operated on a membership basis, and in Industry 7992 or 7999 if open to the general public. Health resorts and spas providing lodging are classified in Major Group 70. Establishments that promote physical fitness through diet control are classified in Industry 7299.

For large geographic areas, data are presented for the following subdivisions of this classification:

1. Physical fitness centers, except gymnasiums and athletic clubs.
2. Gymnasiums and athletic clubs.

Public golf courses (SIC 7992). Privately operated establishments primarily engaged in the operation of golf courses open to the general public on a fee basis. Municipally owned and operated golf courses are not included. Membership golf and country clubs are classified in Industry 7997. Miniature golf courses and golf driving ranges are classified in Industry 7999.

Coin-operated amusement devices (SIC 7993). Establishments primarily engaged in operating coin-operated amusement devices either in their own or in other places of business. Such amusement devices include juke boxes, pinball machines, mechanical games, video games, slot machines (where legal), and similar types of amusement equipment. The amusement devices may also be operated by bills. Amusement arcades and parlors are also included. Establishments primarily engaged in rental of such devices are classified in Industry 7359.

Amusement parks (SIC 7996). Establishments known as amusement parks, theme parks, kiddie parks, etc., which group together a number of attractions, such as mechanical rides, amusement devices, refreshment stands, and picnic grounds. Individual ride operators or concessionaires operating within the park are classified in Industry 7999, as are carnivals operating without a fixed exhibition site. Owners of the park grounds (who do not operate the amusement parks) are classified in Real Estate, Industry Group 651.

Membership sports and recreation clubs (SIC 7997). Sports and recreation clubs which maintain facilities for use only by members and their guests, such as country, golf, tennis, yacht, and swimming clubs. Such establishments are classified here regardless of the proportion of receipts derived from food or liquor sales. Membership organizations engaged in civic, social, or fraternal activities are classified in Industry 864. Physical fitness facilities are classified in Industry 7991.

Amusement and recreation services, n.e.c. (SIC 7999). Establishments primarily engaged in the operation of sports, amusement, and recreation services, not elsewhere classified, such as bathing beaches, swimming pools, and riding academies and schools. Membership sports and recreation clubs not open to the general public are classified in Industry 7997.

For large geographic areas, data are presented for the following subdivisions of this classification:

1. Concession operators of amusement devices and rides. Concession operators of mechanical rides or of amusement devices in amusement parks, carnivals, circuses, or fairs; or operators of independently operated rides or devices of this type.
2. Carnivals and circuses. Establishments operating a group of amusement, service, and/or retail units, generally known as carnivals, which do not have any fixed exhibition site; or companies engaged in the operation of circuses having acrobatic and animal shows and individual circus acts. Side shows are included here. Individual performers in circuses are classified in Other entertainers and entertainment groups, a subgroup of Industry 7929.
3. Fairs. Establishments primarily engaged in arranging and operating the exhibitions and related activities

usually associated with county, State, or similar fairs. Carnivals and side shows which are part of the fairs but which are independently owned and operated are included in the subgroup Carnivals and circuses. Other independently owned and operated amusement device and ride concessions are included in the subgroup Concession operators of amusement devices and rides.

4. Roller skating rinks.
5. Ice skating rinks.
6. Other amusement and recreation services, n.e.c. Establishments primarily engaged in the commercial operation of sports, amusement, and recreation services, not elsewhere classified. Included are establishments engaged in instruction of sports or recreational activities, such as baseball, bridge, golf, judo, karate, skiing, swimming, and tennis. Also included are establishments renting articles for amusement and recreation, such as beach chairs and accessories, bicycles, golf carts, small boats and canoes, and saddle horses.

Other establishments in this classification include commercially operated bathing beaches, gambling establishments (where legal), golf driving ranges, miniature golf courses, riding academies and stables, shooting galleries, slot-car tracks, ski lifts, day camps, and establishments engaged in the commercial operation of swimming pools open to the general public for a fee. Municipally operated golf courses and swimming pools are excluded from this census. Privately owned tourist attractions, such as natural wonders or manmade exhibits, are included here. Museums, art galleries, and botanical and zoological gardens are included in Major Group 84.

Health Services (SIC Major Group 80)

This group includes establishments primarily engaged in furnishing medical, surgical, and other health services to persons. Associations or groups, such as Health Maintenance Organizations (HMO's), primarily engaged in providing medical or other health services to members are included but those which only provide insurance covering hospitalization or medical costs are classified in Insurance, Major Group 63. Hospices providing medical services are also included in this Major Group and are classified according to the primary service provided. Health care facilities were primarily coded based on self-designation. Where multiple levels of care were indicated but were not apparently separate operations, the facility was generally classified based on the highest level of care provided. Veterinarians are classified in Agriculture, Industry Group 074.

Offices and clinics of doctors of medicine (SIC 801). Establishments of licensed practitioners having the degree of M.D. and engaged in the practice of general or specialized medicine and surgery. General medical clinics (staffed by licensed practitioners having M.D. degree) are also classified here.

Associations of physicians formed solely for sharing expenses (including payroll) are also included here. Receipts are not applicable for these associations since their operations are funded by reimbursements from member firms, and these funds are not considered operating receipts for medical services provided. However, their payroll and employment data are included in statistics presented for this category.

For large geographic areas, data are presented for the following subdivisions of this classification:

1. Offices of doctors of medicine. Includes offices as well as group clinics owned and operated by physicians for the purpose of carrying on their profession.
2. General medical clinics. Includes clinics not owned and operated by physicians associated for the purpose of carrying on their profession.

Offices and clinics of dentists (SIC 802). Establishments of licensed practitioners having the degree of D.D.S. (or D.D. Sc.) or D.M.D. and engaged in the practice of general or specialized dentistry, including dental surgery. Dental clinics are also classified here.

For large geographic areas, data are presented for the following subdivisions of this classification:

1. Offices of dentists. Includes offices as well as group clinics owned and operated by dentists associated for the purpose of carrying on their profession.
2. Dental clinics. Includes clinics not owned and operated by dentists associated for the purpose of carrying on their profession.

Offices and clinics of doctors of osteopathy (SIC 803). Establishments of licensed practitioners having the degree of D.O. and engaged in the practice of general or specialized osteopathic medicine and surgery.

For large geographic areas, data are presented for the following subdivisions of this classification:

1. Offices of osteopathic physicians.
2. Osteopathic clinics.

Offices and clinics of chiropractors (SIC 8041). Establishments of licensed practitioners having the degree of D.C. and engaged in the practice of chiropractic medicine.

Offices and clinics of optometrists (SIC 8042). Establishments of licensed practitioners having the degree of O.D. and engaged in the practice of optometry. Establishments where receipts are primarily from the sale of optical goods prescribed as a result of eye examinations performed at another establishment are classified in Retail Trade, Industry 5999.

Offices and clinics of podiatrists (SIC 8043). Establishments of licensed practitioners having the degree of D.P. and engaged in the practice of podiatry.

Offices and clinics of health practitioners, n.e.c. (SIC 8049). Establishments of health practitioners engaged in practice in health fields, not elsewhere classified, such as acupuncturists, midwives, nutritionists, physical and occupational therapists, and psychologists.

Skilled nursing care facilities (SIC 8051). Establishments primarily engaged in providing inpatient nursing and rehabilitative services to patients who require continuous health care but not hospital services. Care must be ordered by and under the direction of a physician. The staff must include a licensed nurse on duty continuously with a minimum of one full-time registered nurse on duty during each day shift. Included are establishments certified to deliver skilled nursing care under the Medicare and Medicaid programs.

Intermediate care facilities (SIC 8052). Establishments primarily engaged in providing inpatient nursing and rehabilitative services but not on a continuous basis. Staffing must include 24-hour per day personnel with a licensed nurse on duty full-time during each day shift. At least once a week, consultation with a registered nurse on the delivery of care is required. Included are facilities certified to deliver intermediate care under the Medicaid program.

Nursing and personal care facilities, n.e.c. (SIC 8059). Establishments primarily engaged in providing some nursing and/or health-related care to patients who do not require the degree of care and treatment that a skilled or intermediate care facility is designed to provide. Included are rest homes, convalescent homes, and other institutions where health care is a major element. Residential facilities, such as homes for the retarded and the elderly which provide personal care but where health care is incidental, are classified in Industry 8361.

General medical and surgical hospitals (SIC 8062). Establishments primarily engaged in providing general medical and surgical services and other hospital services. Specialty hospitals are classified in Industries 8063 and 8069.

Psychiatric hospitals (SIC 8063). Establishments primarily engaged in providing diagnostic medical services and inpatient treatment for the mentally ill. Establishments known as hospitals and primarily engaged in providing health care for the mentally retarded are classified in Industry 8051.

Specialty hospitals, except psychiatric (SIC 8069). Establishments primarily engaged in providing diagnostic services, treatment, and other hospital services for specialized categories of patients, except for the mentally ill.

Medical laboratories (SIC 8071). Establishments primarily engaged in providing professional analytic or diagnostic services to the medical profession or to the patient as

prescribed by a physician. Laboratories engaged in the manufacture of medical or pharmaceutical products are classified in Manufacturing. Laboratories engaged in commercial medical research are classified in Industry 8731, and those engaged in noncommercial medical research are classified in Industry 8733.

Dental laboratories (SIC 8072). Establishments primarily engaged in making dentures, artificial teeth, and orthodontic appliances to order for the dental profession. The manufacture of teeth other than to order is classified in Manufacturing. Establishments providing dental X-ray laboratory services are classified in Industry 8071.

Home health care services (SIC 8082). Establishments primarily engaged in providing skilled nursing or medical care in the home under supervision of a medical doctor. Establishments of registered or practical nurses engaged in the independent practice of their profession are classified in Industry 8049, and nurses' registries are classified in Industry 7361. Establishments primarily engaged in selling health care products for personal or household consumption are classified in Retail Trade, and those engaged in renting or leasing products for health care are classified in Industry 7352.

Kidney dialysis centers (SIC 8092). Establishments primarily engaged in providing kidney or renal dialysis services.

Specialty outpatient facilities, n.e.c. (SIC 8093). Establishments primarily engaged in outpatient care of a specialized nature, such as alcohol and drug treatment, birth control/family planning, etc., with permanent facilities and with medical staff to provide diagnosis, treatment, or both for patients who are ambulatory but do not require inpatient care.

Health and allied services, n.e.c. (SIC 8099). Establishments primarily engaged in providing health and allied services, n.e.c., such as blood banks, blood donor stations, childbirth preparation classes, medical photography and art, and oxygen tent services. Establishments of registered or practical nurses in independent practice are classified in Industry 8049. Ambulance services are classified in Transportation, Industry 4119.

Legal Services (SIC Major Group 81)

This group includes establishments which are headed by members of the bar and are engaged in offering legal advice or legal services. Nonprofit legal services (including legal aid societies) are classified here. Associations of lawyers formed solely for the sharing of expenses (including payroll) and not for the purpose of jointly practicing their profession are also included. Receipts are not applicable for these associations since their operations are funded by reimbursements from member firms, and these

funds are not considered operating receipts for legal services provided. However, their payroll and employment data are included in statistics presented for this category.

Selected Educational Services (SIC's 823, 824, 829)

This group includes libraries as well as establishments furnishing formal courses through correspondence, commercial, and trade schools. Elementary and secondary schools (Industry 8211); colleges, universities, and professional schools (Industry 8221); and junior colleges and technical institutes (Industry 8222) are out of scope of the census.

Libraries (SIC 823). Establishments primarily engaged in providing library services, including the circulation of books and other materials for reading, study, and reference.

Data processing schools (SIC 8243). Establishments primarily engaged in offering training in data processing (including data keying), computer programming, and in computer and peripheral equipment operation, maintenance, and repair.

Business and secretarial schools (SIC 8244). Establishments primarily engaged in offering courses in business machine operation, office procedures, and secretarial and stenographic skills.

Vocational schools, n.e.c. (SIC 8249). Establishments primarily engaged in offering specialized vocational courses, not elsewhere classified but not academic training. This industry includes apprentice training, aviation schools, commercial art schools, and practical nursing schools. Schools for the instruction of beauticians are classified in Industry 7231, and barber schools are classified in Industry 7241. Establishments primarily engaged in offering educational courses by mail are included here.

Schools and educational services, n.e.c. (SIC 829). Establishments primarily engaged in offering specialized educational courses and services, not elsewhere classified, such as music schools, drama schools, language schools, student exchange programs, and civil service and other short-term examination preparatory schools. Vocational counseling (excluding rehabilitation) is also included here. Educational testing is included in Industry 8748. Establishments primarily engaged in operating dance schools are classified in Industry 7911; those providing rehabilitation counseling are classified in Industry 8331; and those providing sports instruction in Industry 7999.

Social Services (SIC Major Group 83)

This group includes establishments providing social services and rehabilitation services to those persons with social or personal problems requiring special services and to the physically challenged and the disadvantaged. Also

included are organizations soliciting funds to be used directly for these and related services, as well as community development and planning agencies. Government offices involved with the delivery of such services are out of scope of the census.

Individual and family social services (SIC 832). Establishments primarily engaged in providing one or more of a variety of individual and family social, counseling, welfare, or referral services, including refugee, disaster, and temporary relief services.

Job training and vocational rehabilitation services (SIC 833). Establishments primarily engaged in providing training, work experience, and vocational rehabilitation services for the unemployed, the underemployed, the physically challenged, and to persons who have a job market disadvantage because of lack of education or experience, skill obsolescence, or personal characteristics or problems. Included are upgrading and job development services, skill training, world-of-work orientation, and vocational rehabilitation counseling. Union apprentice training schools are classified in Industry 8249.

Child day care services (SIC 835). Establishments primarily engaged in care of infants or children, or in providing prekindergarten education, where medical care or delinquency correction is not a major element. These establishments may or may not have substantial educational programs and may care for older children when they are not in school. Establishments providing babysitting services are classified in Industry 7299. Head start centers operating in conjunction with elementary schools are classified in Industry 8211.

Residential care (SIC 836). Establishments primarily engaged in the provision of residential social and personal care for children, the elderly, and special categories of persons with some limits on ability for self-care but where medical care is not a major element. Included here are group foster homes; halfway group homes; homes for the retarded, the elderly, the deaf, and the blind; juvenile correctional homes; rehabilitation (residential) centers; and children's boarding homes. Boarding schools providing elementary and secondary education are classified in Industry 8211.

Social services, n.e.c. (SIC 839). Establishments primarily engaged in providing social services, not elsewhere classified, including community improvement, social change, and neighborhood development. Also included are organizations primarily engaged in soliciting contributions on their own account and administering appropriations and allocating funds among other agencies engaged in social welfare services; establishments primarily engaged in the prevention of criminal or antisocial behavior; and regional social service planning agencies. Establishments which raise funds on a contract basis are classified in Industry 7389. Civic, social, fraternal, and political organizations are included

in Major Group 86. Industrial development consulting and planning is classified in Industry 8748. Philanthropic trusts and foundations which are not actually engaged in providing social welfare services are classified in Finance, Industry 6732.

Museums, Art Galleries, and Botanical and Zoological Gardens (SIC Major Group 84)

This major group includes commercial and noncommercial museums, art galleries, arboreta, and botanical and zoological gardens.

Museums and art galleries (SIC 8412). Establishments primarily engaged in the commercial or noncommercial operation of museums and art galleries. Historical, cultural, and educational societies whose functions are primarily providing attractions for the public are included here. Art galleries or art dealers primarily selling to the general public are classified in Retail Trade, Industry 5999.

Arboreta and botanical or zoological gardens (SIC 8422). Establishments primarily engaged in the commercial or noncommercial operation of arboreta and botanical and zoological gardens.

Selected Membership Organizations (SIC's 861, 862, 864, 869)

This group includes organizations operating on a membership basis for the promotion of the interests of their members. Also included are organizations which are not operated on a membership basis but which promote the interests of a constituency or group of supporters. This group does not include business establishments operated by membership organizations, such as hotels open to the general public, golf and country clubs, fraternity and sorority houses, and credit unions. Such establishments are classified according to their primary activity.

Establishments of religious organizations operated for worship or for promotion of religious activities, such as churches, convents, and religious schools and missions, are classified in Industry 8661 and are out of scope of the census. Also excluded are Labor unions and similar labor organizations (Industry 8631) and Political organizations (Industry 8651).

Business associations (SIC 861). Membership organizations engaged in promoting business interests of their members, such as better business bureaus, boards of trade, chambers of commerce, industrial standards committees, merchants' associations, real estate boards, and trade associations. Membership organizations formed to carry out a specific business function, such as common marketing of crops or joint advertising, are classified according to the function performed.

Professional membership organizations (SIC 862). Membership organizations of professional persons formed for the advancement of the interests of their profession, such as bar associations, engineering associations, and scientific membership organizations.

Civic, social, and fraternal associations (SIC 864).

Membership organizations engaged in civic, social, or fraternal activities, such as alumni associations, citizens' associations, fraternities, scout organizations, singing societies, university clubs, veterans' organizations, youth associations, and consumer education and public advocacy groups (except organizations primarily engaged in research). Bars and restaurants owned and operated by organizations for use by members and guests only are also classified here. Hotels and lodging houses operated by organizations for use by members and their guests only, including fraternity and sorority houses, are classified in Industry 7041. Membership sports and recreation clubs are classified in Industry 7997. Homeowner, tenant, and condominium associations primarily engaged in managing real estate are classified in Real Estate, Industry 6531.

Membership organizations, n.e.c. (SIC 869). Membership organizations, not elsewhere classified, such as athletic regulatory associations, automobile owners' associations, farm bureaus, historical clubs, and humane societies.

Engineering, Accounting, Research, Management, and Related Services (SIC Major Group 87)

This group includes establishments primarily engaged in providing engineering, architectural, and surveying services; accounting, auditing, and bookkeeping services; research, development, and testing services; and management and public relations services.

Engineering services (SIC 8711). Establishments primarily engaged in providing professional engineering services. Establishments primarily providing and supervising their own engineering staff on temporary contract to other firms are included here. Establishments providing engineering but not supervisory, personnel are classified in Industry 7363. Photogrammetric engineering services are classified in Industry 8713.

Architectural services (SIC 8712). Establishments primarily engaged in providing professional architectural services. Landscape architectural services are classified in Agriculture, Industry 0781. Establishments primarily engaged in providing graphic arts and related design services are classified in Industry 7336, and those providing drafting services are classified in Industry 7389.

Surveying services (SIC 8713). Establishments primarily engaged in providing professional land, water, and aerial surveying services.

Accounting, auditing, and bookkeeping services (SIC 8721). Establishments primarily engaged in furnishing accounting, bookkeeping, and related auditing services. These establishments may use data processing and tabulating techniques as part of providing their services. However,

establishments primarily engaged in providing data processing and tabulating services are classified in Industry 7374. Establishments providing income tax return preparation services, without also furnishing accounting, auditing, or bookkeeping services, are classified in Industry 7291.

Commercial physical and biological research (SIC 8731).

Establishments primarily engaged in physical and biological research and development on a contract or fee basis. Noncommercial research establishments (funded by endowments, grants, or contributions) are classified in Industry 8733. Separate establishments of aircraft, guided missile, or spacecraft manufacturers primarily engaged in research and development on these products are classified in Manufacturing, Major Group 37.

For large geographic areas, data are presented for the following subdivisions of this classification:

1. Commercial physical research.
2. Commercial medical and biological research.

Commercial economic, sociological, and educational research (SIC 8732).

Establishments primarily engaged in performing business, marketing, opinion, and other economic, sociological, and educational research on a contract or fee basis. Noncommercial research establishments (funded by endowments, grants, or contributions) are classified in Industry 8733.

Noncommercial research organizations (SIC 8733). Establishments primarily engaged in performing research into and dissemination of information for public health, education, or general welfare. These establishments primarily operate on funds from endowments, contributions, and grants. Establishments which fund such research, although the actual research may be contracted out to other establishments, are also classified here.

Testing laboratories (SIC 8734). Establishments primarily engaged in providing testing services. Establishments performing clinical laboratory testing for the medical profession are classified in Industry 8071.

Management services (SIC 8741). Establishments primarily engaged in furnishing general or specialized management services on a day to day basis and on a contract or fee basis. Establishments classified here do not provide operating staff. Management and operation of a business, where operating staff as well as management is provided, is classified according to the activity of the establishment managed. Construction management services are classified here.

Management consulting services (SIC 8742). Establishments primarily engaged in furnishing operating counsel and assistance to managements of private, nonprofit, and public organizations. These establishments generally perform a variety of activities, such as strategic and organizational planning; financial planning and budgeting; marketing objectives and policies planning; information systems

planning, evaluation, and selection; human resources policies and practices planning; and production scheduling and control planning.

Public relations services (SIC 8743). Establishments primarily engaged in the preparation of materials, written or spoken, which are designed to promote the interests of their clients by attempting to influence the general public or other groups.

Facilities support management services (SIC 8744).

Establishments primarily engaged in furnishing personnel to perform a range of services in support of the operations of other establishments, or those engaged in providing a number of different continuing services, on a contract or fee basis, within other establishments. Establishments which provide management and staff to operate a business are classified according to the type of activity of the business. Establishments primarily providing one specialized service are classified in the specialized industry. Establishments primarily supplying temporary or continuing help (except agricultural) are classified in Industry 7363. Establishments which provide management services only (except agricultural) are classified in Industry 8741. Computer facilities management is classified in Industry 7376.

Business consulting services, n.e.c. (SIC 8748). Establishments primarily engaged in furnishing business consulting services, not elsewhere classified, on a contract or fee basis. Included are agricultural, economic, educational, and systems engineering consultants as well as city planners and testing services (educational or personnel).

Services, Not Elsewhere Classified (SIC Major Group 89)

Establishments primarily providing services, not elsewhere classified, such as artists (excluding commercial and medical artists), authors, scientific consultants (working on their own account), inventors, lecturers, music arrangers, newspaper columnists, radio commentators, song writers, weather forecasters, and writers.

There is evidence that among small employer establishments (for which kind-of-business information is obtained from administrative records), many service establishments are classified incorrectly in this industry because there is insufficient information to determine the correct kind-of-business classification. Therefore, the published data probably overstate the number of establishments and level of activity for this category.

For large geographic areas, data are presented for the following subdivisions of this classification:

1. Scientific and related consulting services, except environmental.
2. Environmental consulting.
3. Authors, composers, and other arts-related services.
4. Other services, n.e.c.

Appendix B. **Sample Report Form and Instructions**

The sample report form and instructions are shown on the following pages.

Appendix C.

Kind-of-Business Titles and Reporting-Form Numbers

[Listed below are service industries kind-of-business titles and their corresponding reporting-form numbers. Requests for copies of any of these forms, including the inquiries used to classify establishments by kind of business, should be directed to the Services Division, Bureau of the Census, Washington, DC 20233]

SIC code	Title	Reporting form CB-	SIC code	Title	Reporting form CB-
70	HOTELS, ROOMING HOUSES, CAMPS, AND OTHER LODGING PLACES		73	BUSINESS SERVICES—Con.	
7011 pt.	Hotels, 25 guestrooms or more	7001	7377	Computer rental and leasing	7307
7011 pt.	Hotels, less than 25 guestrooms	7001	7378	Computer maintenance and repair	7307
7011 pt.	Motels, tourist courts	7001	7379 pt.	Computer consultants	7307
7011 pt.	Motor hotels	7001	7379 pt.	Miscellaneous computer services, n.e.c.	7307
702	Rooming and boarding houses	7002	7381 pt.	Detective agencies and guard services	7308
7032	Sporting and recreational camps	7002	7381 pt.	Armored car services	7308
7033	Recreational vehicle parks and campsites	7002	7382	Security systems services	7308
704	Organization hotels and lodging houses, on membership basis.	7002	7383	News syndicates	7308
			7384 pt.	Photofinishing laboratories, except "one-hour" (mini) labs	7303
			7384 pt.	"One-hour" (mini) photofinishing	7303
			7389 pt.	Sign painting shops	7308
			7389 pt.	Interior designing	7308
			7389 pt.	Telephone answering services	7308
			7389 pt.	Water softening and conditioning services	7308
			7389 pt.	Packaging and labeling services	7308
72	PERSONAL SERVICES				
7211	Power laundries, family and commercial	7201			
7212	Garment pressing, and agents for laundries and drycleaners	7201	7389 pt.	Trading stamp services	7308
7213	Linen supply	7201	7389 pt.	Convention and trade show services	7308
7215 pt.	Coin-operated laundries and drycleaning stores	7201	7389 pt.	Private mail centers	7308
7215 pt.	Coin-operated laundry routes	7201	7389 pt.	Miscellaneous business services, n.e.c.	7308
7216	Drycleaning plants, except rug cleaning	7201			
7217	Carpet and upholstery cleaning	7201	75	AUTOMOTIVE REPAIR, SERVICES, AND PARKING	
7218	Industrial launderers	7201	7513 pt.	Truck rental, without drivers	7501
7219	Laundry and garment services, n.e.c.	7201	7513 pt.	Truck leasing, except finance leasing	7501
722	Photographic studios, portrait	7303	7514	Passenger car rental	7501
723	Beauty shops	7202	7515	Passenger car leasing	7501
724	Barber shops	7202	7519	Utility trailer and recreational vehicle rental	7501
725	Shoe repair shops and shoeshine parlors	7202			
726	Funeral service and crematories	7202	7521 pt.	Parking lots	7502
7291	Tax return preparation services	7202	7521 pt.	Parking structures	7502
7299 pt.	Massage parlors, tanning salons, and saunas	7202	7532 pt.	Top and body repair shops	7503
7299 pt.	Diet and weight reducing services	7202	7532 pt.	Paint shops	7503
7299 pt.	Formal wear rental	7202	7533	Automotive exhaust system repair shops	7503
7299 pt.	Other personal services, n.e.c.	7202	7534	Tire retreading and repair shops	7503
			7536	Automotive glass replacement shops	7503
			7537	Automotive transmission repair shops	7503
			7538 pt.	General automotive repair shops, except diesel	7503
			7538 pt.	Diesel repair shops	7503
73	BUSINESS SERVICES				
7311	Advertising agencies	7301	7539 pt.	Radiator repair	7503
7312	Outdoor advertising services	7301	7539 pt.	Brake, front end, and wheel alignment	7503
7313 pt.	Radio and television advertising representatives	7301	7539 pt.	Carburetor repair shops	7503
7313 pt.	Publishers' advertising representatives	7301	7539 pt.	Automotive electrical repair shops	7503
7319	Advertising, n.e.c.	7301	7539 pt.	Other automotive repair shops, n.e.c.	7503
7322	Adjustment and collection services	7302	7542	Carwashes	7503
7323	Credit reporting services	7302	7549 pt.	Lubrication shops	7503
7331 pt.	Mailing list compilers, brokers, and managers	7303	7549 pt.	Towing services	7503
7331 pt.	Direct mail advertising services, except mailing list services	7303	7549 pt.	Other automotive services, n.e.c.	7503
7334 pt.	Blueprinting and photocopying services	7303			
7334 pt.	Duplicating services, except printing and photocopying	7303	76	MISCELLANEOUS REPAIR SERVICES	
7335	Commercial photography	7303	7622	Radio and television repair shops	7600
7336 pt.	Commercial art	7303	7623	Refrigeration and air-conditioning service and repair shops	7600
7336 pt.	Graphic arts and related design	7303	7629	Electrical and electronic repair shops, n.e.c.	7600
7338	Secretarial and court reporting services	7303	763	Watch, clock, and jewelry repair	7600
7342	Disinfecting and pest control services	7304	764	Reupholstery and furniture repair	7600
7349	Building cleaning and maintenance services, n.e.c.	7304	7692	Welding repair	7600
7352	Medical equipment rental and leasing	7305	7694	Armature rewinding shops	7600
7353 pt.	Rental and leasing of heavy construction equipment without operators	7305	7699 pt.	Farm machinery and equipment repair	7600
7353 pt.	Rental and leasing of heavy construction equipment with operators	7305	7699 pt.	Lawnmower and other small gasoline engine repair	7600
7359 pt.	Equipment rental, except rent-to-own	7305	7699 pt.	Sewer and septic tank cleaning services	7600
7359 pt.	Equipment leasing, except finance leasing	7305	7699 pt.	Other repair and related services, n.e.c.	7600
7359 pt.	Rent-to-own	7305			
7361	Employment agencies	7306	78	MOTION PICTURES	
7363 pt.	Temporary help supply	7306	7812 pt.	Motion picture production, except for television	7801
7363 pt.	Employee leasing	7306	7812 pt.	Motion picture and tape production for television	7801
7363 pt.	Other help supply services	7306	7819	Services allied to motion picture production	7801
7371	Computer programming services	7307	7822 pt.	Motion picture film exchanges	7801
7372	Prepackaged software	7307	7822 pt.	Film and tape distribution for television	7801
7373	Computer integrated systems	7307			
7374	Computer processing and data preparation and processing services	7307	7822 pt.	Video tape wholesalers	7801
7375	Information retrieval services	7307	7829	Services allied to motion picture distribution	7801
7376	Computer facilities management services	7307	7832	Motion picture theaters, except drive-in	7802
			7833	Drive-in motion picture theaters	7802
			7841	Video tape rental	7803

SIC code	Title	Reporting form CB-	SIC code	Title	Reporting form CB-
79	AMUSEMENT AND RECREATION SERVICES, EXCEPT MOTION PICTURES AND MUSEUMS		81	LEGAL SERVICES	
791	Dance studios, schools, and halls	7903	81 pt.	Offices of lawyers	8100
7922 pt.	Producers of live theatrical productions	7901	81 pt.	Legal aid societies and similar legal services	8100
7922 pt.	Producers of radio and television shows, except tape producers	7901	823, 4, 9	SELECTED EDUCATIONAL SERVICES	
7922 pt.	Artists' and entertainers' managers or agents, concert bureaus, and booking agents	7901		Libraries	8200
7922 pt.	Other theatrical services	7901		Data processing schools	8200
7929 pt.	Dance groups and artists	7901		Business and secretarial schools	8200
7929 pt.	Symphony orchestras, opera companies, and chamber music organizations	7901		Vocational schools, n.e.c.	8200
7929 pt.	Other music groups and artists	7901		Schools and educational services, n.e.c.	8200
7929 pt.	Other entertainers and entertainment groups	7901			
7933	Bowling centers	7902	83	SOCIAL SERVICES	
7941 pt.	Baseball clubs	7902		Individual and family social services	8300
7941 pt.	Football clubs	7902		Job training and vocational rehabilitation services	8300
7941 pt.	Other professional sports clubs	7902		Child day care services	8300
7941 pt.	Managers and promoters	7902		Residential care	8300
7948 pt.	Auto racetrack operation	7902		Social services, n.e.c.	8300
7948 pt.	Horse racetrack operation	7902	84	MUSEUMS, ART GALLERIES, AND BOTANICAL AND ZOOLOGICAL GARDENS	
7948 pt.	Dog racetrack operation	7902		Museums and art galleries	8400
7948 pt.	Racing stables and racing, n.e.c.	7902		Arboreta and botanical or zoological gardens	8400
7991 pt.	Physical fitness centers, except gymnasiums and athletic clubs	7903			
7991 pt.	Gymnasiums and athletic clubs	7903			
7992	Public golf courses	7903			
7993	Coin-operated amusement devices	7903	8412		
7996	Amusement parks	7902	8422		
7997	Membership sports and recreation clubs	7903			
7999 pt.	Concession operators of amusement devices and rides	7903	86	SELECTED MEMBERSHIP ORGANIZATIONS	
7999 pt.	Carnivals and circuses	7903		Business associations	8600
7999 pt.	Fairs	7903		Professional membership organizations	8600
7999 pt.	Roller skating rinks	7903	861	Civic, social, and fraternal associations	8600
7999 pt.	Ice skating rinks	7903	862	Membership organizations, n.e.c.	8600
7999 pt.	Other amusement and recreation services, n.e.c.	7903	864		
			869		
80	HEALTH SERVICES		87	ENGINEERING, ACCOUNTING, RESEARCH, MANAGEMENT, AND RELATED SERVICES	
801 pt.	Offices of doctors of medicine	8001		Engineering services	8701
801 pt.	General medical clinics	8001	8711	Architectural services	8701
802 pt.	Offices of dentists	8002	8712	Surveying services	8701
802 pt.	Dental clinics	8002	8713	Accounting, auditing, and bookkeeping services	8702
803 pt.	Offices of osteopathic physicians	8001	8721	Commercial physical research	8703
			8731 pt.		
803 pt.	Osteopathic clinics	8001		Commercial medical and biological research	8703
8041	Offices and clinics of chiropractors	8001	8732	Commercial economic, sociological, and educational research	8703
8042	Offices and clinics of optometrists	8001	8733	Noncommercial research organizations	8703
8043	Offices and clinics of podiatrists	8001	8734	Testing laboratories	8703
8049	Offices and clinics of health practitioners, n.e.c.	8001	8741	Management services	8704
8051	Skilled nursing care facilities	8003		Management consulting services	8704
8052	Intermediate care facilities	8003	8742	Public relations services	8704
8059	Nursing and personal care facilities, n.e.c.	8003	8743	Facilities support management services	8704
8062	General medical and surgical hospitals	8004	8744	Business consulting services, n.e.c.	8704
8063	Psychiatric hospitals	8004	8748		
8069	Specialty hospitals, except psychiatric	8004			
8071	Medical laboratories	8005	89	SERVICES, N.E.C.	
8072	Dental laboratories	8005		Scientific and related consulting services, except environmental	8900
8082	Home health care services	8006	8999 pt.	Environmental consulting	8900
8092	Kidney dialysis centers	8006	8999 pt.	Authors, composers, and other arts-related services	8900
8093	Specialty outpatient facilities, n.e.c.	8006	8999 pt.	Other services, n.e.c.	8900
8099	Health and allied services, n.e.c.	8006	8999 pt.		

Appendix D. Metropolitan Areas

(Titles and definitions shown for MSA's, CMSA's, and PMSA's are those established by the Office of Management and Budget, as of June 30, 1993)

PENNSYLVANIA

Allentown-Bethlehem-Easton, PA MSA

Carbon County, PA
Lehigh County, PA
Northampton County, PA

Altoona, PA MSA

Blair County, PA

Erie, PA MSA

Erie County, PA

Harrisburg-Lebanon-Carlisle, PA MSA

Cumberland County, PA
Dauphin County, PA
Lebanon County, PA
Perry County, PA

Johnstown, PA MSA

Cambria County, PA
Somerset County, PA

Lancaster, PA MSA

Lancaster County, PA

New York-Northern New Jersey-Long Island, NY-NJ-CT-PA CMSA

Bergen-Passaic, NJ PMSA
Bergen County, NJ
Passaic County, NJ
Bridgeport, CT PMSA
Fairfield County, CT (part)
Bridgeport city, CT
Easton town, CT
Fairfield town, CT
Monroe town, CT
Shelton city, CT
Stratford town, CT
Trumbull town, CT

New Haven County, CT (part)
Ansonia city, CT
Beacon Falls town, CT
Derby city, CT
Milford city (balance), CT
Oxford town, CT
Seymour town, CT
Woodmont borough, CT

New York-Northern New Jersey-Long Island, NY-NJ-CT-PA CMSA—Con.

Danbury, CT PMSA
Fairfield County, CT (part)
Bethel town, CT
Brookfield town, CT
Danbury city, CT
New Fairfield town, CT
Newtown borough, CT
Newtown town, CT
Redding town, CT
Ridgefield town, CT
Sherman town, CT

Litchfield County, CT (part)
Bridgewater town, CT
New Milford town, CT
Roxbury town, CT
Washington town, CT

Dutchess County, NY PMSA
Dutchess County, NY
Jersey City, NJ PMSA
Hudson County, NJ
Middlesex-Somerset-Hunterdon, NJ PMSA
Hunterdon County, NJ
Middlesex County, NJ
Somerset County, NJ
Monmouth-Ocean, NJ PMSA
Monmouth County, NJ
Ocean County, NJ
Nassau-Suffolk, NY PMSA
Nassau County, NY
Suffolk County, NY
New Haven-Meriden, CT PMSA
Middlesex County, CT (part)
Clinton town, CT
Killingworth town, CT

New Haven County, CT (part)
Bethany town, CT
Branford town, CT
Cheshire town, CT
East Haven town, CT
Guilford town, CT
Hamden town, CT

New York-Northern New Jersey-Long Island, NY-NJ-CT-PA CMSA—Con.

New Haven-Meriden, CT PMSA—Con.
 New Haven County, CT (part)—Con.
 Madison town, CT
 Meriden city, CT
 New Haven city, CT
 North Branford town, CT
 North Haven town, CT
 Orange town, CT
 Wallingford town, CT
 West Haven city, CT
 Woodbridge town, CT

New York, NY PMSA
 Bronx County, NY
 Kings County, NY
 New York County, NY
 Putnam County, NY
 Queens County, NY
 Richmond County, NY
 Rockland County, NY
 Westchester County, NY

Newark, NJ PMSA
 Essex County, NJ
 Morris County, NJ
 Sussex County, NJ
 Union County, NJ
 Warren County, NJ

Newburgh, NY-PA PMSA
 Orange County, NY
 Pike County, PA

Stamford-Norwalk, CT PMSA
 Fairfield County, CT (part)
 Darien town, CT
 Greenwich town, CT
 New Canaan town, CT
 Norwalk city, CT
 Stamford city, CT
 Weston town, CT
 Westport town, CT
 Wilton town, CT

Trenton, NJ PMSA
 Mercer County, NJ

Waterbury, CT PMSA
 Litchfield County, CT (part)
 Bethlehem town, CT
 Thomaston town, CT
 Watertown town, CT
 Woodbury town, CT

New Haven County, CT (part)
 Middlebury town, CT
 Naugatuck borough, CT
 Prospect town, CT
 Southbury town, CT

New York-Northern New Jersey-Long Island, NY-NJ-CT-PA CMSA—Con.

Waterbury, CT PMSA—Con.
 New Haven County, CT (part)—Con.
 Waterbury city, CT
 Wolcott town, CT

Newburgh, NY-PA PMSA—see New York-Northern New Jersey-Long Island, NY-NJ-CT-PA CMSA

Philadelphia, PA-NJ PMSA—see Philadelphia-Wilmington-Atlantic City, PA-NJ-DE-MD CMSA

Philadelphia-Wilmington-Atlantic City, PA-NJ-DE-MD CMSA

Atlantic-Cape May, NJ PMSA
 Atlantic County, NJ
 Cape May County, NJ
 Philadelphia, PA-NJ PMSA
 Burlington County, NJ
 Camden County, NJ
 Gloucester County, NJ
 Salem County, NJ
 Bucks County, PA
 Chester County, PA
 Delaware County, PA
 Montgomery County, PA
 Philadelphia County, PA
 Vineland-Millville-Bridgeton, NJ PMSA
 Cumberland County, NJ
 Wilmington-Newark, DE-MD PMSA
 New Castle County, DE
 Cecil County, MD

Pittsburgh, PA MSA

Allegheny County, PA
 Beaver County, PA
 Butler County, PA
 Fayette County, PA
 Washington County, PA
 Westmoreland County, PA

Reading, PA MSA

Berks County, PA

Scranton-Wilkes-Barre-Hazleton, PA MSA

Columbia County, PA
 Lackawanna County, PA
 Luzerne County, PA
 Wyoming County, PA

Sharon, PA MSA

Mercer County, PA

State College, PA MSA

Centre County, PA

Williamsport, PA MSA

Lycoming County, PA

York, PA MSA

York County, PA

Appendix E.

Percent of Receipts/Revenue Based on Administrative Records and Estimation for the State: 1992

Table E-1. Firms Subject to Federal Income Tax

[Includes only establishments with payroll. For meaning of abbreviations and symbols, and for more information on reliability of data, see introductory text. For explanation of terms and comparability of 1987 and 1992 censuses, see appendix A]

SIC code	Kind of business or operation	Percent of receipts —		SIC code	Kind of business or operation	Percent of receipts —	
		From administrative records ¹	Estimated ²			From administrative records ¹	Estimated ²
	Total	20.7	8.4	73	Business services—Con.		
70 ex. 704	Hotels, rooming houses, camps, and other lodging places (except membership lodging)	8.3	10.1	736	Personnel supply services	10.0	9.5
	Hotels and motels	7.1	10.2	7361	Employment agencies	49.1	16.9
7011	Hotels	6.8	10.8	7363	Help supply services	3.9	8.4
7011 pt.	Hotels, 25 guestrooms or more	6.5	10.8	7363 pt.	Temporary help supply	3.9	7.8
7011 pt.	Hotels, less than 25 guestrooms	18.5	9.9	7363 pt.	Help supply, except temporary	3.5	11.4
7011 pt.	Motels, motor hotels, and tourist courts	8.5	7.7	737	Computer programming, data processing, and other computer related services	5.2	8.4
7011 pt.	Motels, tourist courts	12.6	11.6	7371, 2, 3	Computer programming, prepackaged software, and integrated systems	6.1	7.0
7011 pt.	Motor hotels	1.5	.8	7371	Computer programming services	7.7	8.3
702, 3	Other lodging places	25.9	8.4	7372	Prepackaged software	2.5	5.2
702	Rooming and boarding houses	21.8	20.6	7373	Computer integrated systems	6.7	6.4
703	Camps and recreational vehicle parks	26.6	6.3	7374, 5, 6	Data processing services	2.7	13.1
72	Personal services	31.9	7.0	7374, 5	Computer processing, information retrieval	3.0	15.0
	Laundry, cleaning, and garment services	21.8	8.0	7376	Computer facilities management services	1.2	2.5
721	Power laundries, family and commercial*	34.8	19.8	7377, 8, 9	Computer rental and leasing, maintenance, and related services, n.e.c.	5.9	6.0
7211	Linen supply*	5.8	2.2	7377	Computer rental and leasing	11.7	2.8
7213	Coin-operated laundries and drycleaning	34.9	11.2	7378	Computer maintenance and repair	2.4	3.7
7215	Drycleaning plants, except rug cleaning*	32.8	8.4	7379	Computer related services, n.e.c.	9.5	9.4
7216	Carpet and upholstery cleaning	30.1	8.2	738	Miscellaneous business services	20.1	12.0
7217	Industrial launderers*	10.4	9.1	7381, 2	Detective agencies and protective services	12.1	10.4
7218	Other laundry, cleaning, and garment services* ..	30.2	6.7	7381	Detective, guard, and armored car services	12.6	11.4
7212, 9	Garment pressing, and agents for laundries and drycleaners	39.6	5.2	7382	Security systems services	11.1	8.3
7212	Laundry and garment services, n.e.c.*	26.5	7.4	7383	News syndicates	3.4	4.3
7219	Photographic studios, portrait	25.1	5.4	7384	Photofinishing laboratories*	7.1	8.7
722	Beauty and barber shops	39.0	6.2	7389 pt.	Business services, n.e.c.	25.3	13.1
723, 4	Beauty shops	38.5	6.4	7389 pt.	Sign painting shops	29.0	8.2
723	Barber shops	50.5	2.3	7389 pt.	Interior designing	45.8	10.4
724	Shoe repair shops and shoeshine parlors	47.6	4.0	75	Telephone answering services	14.9	15.1
725	Funeral service and crematories	46.5	8.3	751	Other business services	24.3	13.3
726	Miscellaneous personal services	23.5	4.4	7513	Automotive repair, services, and parking	28.8	9.3
729	Tax return preparation services	29.2	5.0	7514, 5	Automotive rental and leasing, without drivers	5.5	14.1
7299	Miscellaneous personal services, n.e.c.	22.3	4.3	7514	Truck rental and leasing, without drivers	5.2	20.8
73	Business services	12.5	9.8	7515	Passenger car rental and leasing	5.9	5.4
	Advertising	10.3	6.4	7519	Passenger car rental	3.5	5.6
731	Advertising agencies	11.3	6.5	752	Passenger car leasing	25.7	3.4
7311	Outdoor advertising services	3.1	13.3	753	Utility trailer and recreational vehicle rental	9.2	45.0
7312	Radio, television, publishers' advertising representatives	7.3	2.6	7532 pt.	Automobile parking	3.8	18.2
7313	Advertising, n.e.c.	19.0	1.7	7532	Automotive repair shops	40.3	6.1
7319	Consumer credit reporting agencies, mercantile reporting agencies, and adjustment and collection agencies	9.7	15.3	7532 pt.	Top, body, and upholstery repair shops and paint shops	44.1	6.0
732	Adjustment and collection services	15.4	19.1	7533	Top and body repair shops	44.1	6.1
7322	Credit reporting services6	9.0	7538 pt.	Paint shops	45.4	4.2
7323	Mailing, reproduction, commercial art and photography, and stenographic services	14.4	7.1	7538 pt.	General automotive repair shops	43.5	6.0
7331	Direct mail advertising services	2.9	7.8	7538 pt.	General automotive repair shops, except diesel	48.1	6.1
7334	Photocopying and duplicating services	20.1	2.8	7538 pt.	Diesel repair shops	21.1	5.4
7335, 6	Commercial photography, art, and graphics	32.2	4.0	7539 pt.	Other automotive repair shops	27.9	6.3
7335	Commercial photography	32.8	2.2	7533, 4, 6, 7, 9	Automotive exhaust system repair shops	21.6	6.8
7336	Commercial art and graphic design	32.0	4.4	7533	Tire retreading and repair shops	25.7	3.1
7338	Secretarial and court reporting services	25.1	18.0	7534	Automotive glass replacement shops	26.4	5.3
734	Services to dwellings and other buildings	26.3	12.9	7537	Automotive transmission repair shops	41.1	7.4
7342	Disinfecting and pest control services	19.3	2.6	7539 pt.	Automotive repair shops, n.e.c.	27.5	8.6
7349	Building cleaning and maintenance services, n.e.c.	27.5	14.6	7539 pt.	Radiator repair	35.5	12.9
735	Miscellaneous equipment rental and leasing	13.7	12.0	7539 pt.	Brake, front end, and wheel alignment	18.6	7.6
7352	Medical equipment rental and leasing	5.4	12.9	754	Automotive electrical and fuel system services	39.0	9.3
7353	Heavy construction equipment rental and leasing ..	22.2	12.1	7542	Other automotive repair shops, n.e.c.	23.3	2.7
7359	Equipment rental and leasing, n.e.c.	15.2	11.4	7549	Automotive services, except repair	40.9	11.7
					Carwashes	51.5	12.7
					Automotive services, except repair and carwashes	26.0	10.3

See footnotes at end of table.

Table E-1. Firms Subject to Federal Income Tax – Con.

[Includes only establishments with payroll. For meaning of abbreviations and symbols, and for more information on reliability of data, see introductory text. For explanation of terms and comparability of 1987 and 1992 censuses, see appendix A]

SIC code	Kind of business or operation	Percent of receipts –		SIC code	Kind of business or operation	Percent of receipts –	
		From administrative records ¹	Estimated ²			From administrative records ¹	Estimated ²
76	Miscellaneous repair services -----	27.1	12.0	80	Health services -----	28.6	6.6
762	Electrical repair shops -----	21.9	14.8	801	Offices and clinics of doctors of medicine -----	31.9	5.1
7622	Radio and television repair shops -----	25.4	11.3	8011 pt.	Offices of doctors of medicine -----	32.3	4.9
7623, 9	Other electrical and electronic repair shops -----	21.2	15.6	8011 pt.	General medical clinics -----	18.9	12.3
7623	Refrigeration and air-conditioning service and repair shops -----	25.8	10.0	802	Offices and clinics of dentists -----	42.8	5.2
7629	Electrical and electronic repair shops, n.e.c. ---	20.0	17.0	803	Offices and clinics of doctors of osteopathy -----	41.0	4.3
763	Watch, clock, and jewelry repair -----	41.3	6.1	804	Offices and clinics of other health practitioners ----	42.5	4.5
764	Reupholstery and furniture repair -----	49.4	4.9	8041	Offices and clinics of chiropractors -----	49.2	5.2
769	Miscellaneous repair and related services -----	28.7	10.8	8042	Offices and clinics of optometrists -----	48.2	2.5
7692	Welding repair -----	50.1	4.7	8043	Offices and clinics of podiatrists -----	48.5	4.3
7694	Armature rewinding shops -----	16.5	12.0	8049	Offices and clinics of health practitioners, n.e.c. --	31.8	5.3
7699	Repair shops and related services, n.e.c. -----	29.9	11.1	805	Nursing and personal care facilities -----	3.3	9.5
				8051	Skilled nursing care facilities -----	2.2	8.4
				8052	Intermediate care facilities -----	5.5	5.2
				8059	Nursing and personal care facilities, n.e.c. -----	18.3	31.6
				806	Hospitals -----	1.3	13.0
				8062	General medical and surgical hospitals -----	(D)	(D)
				8063, 9	Specialty hospitals -----	(D)	(D)
78, 79, 84	Amusement and recreation services, including motion pictures and museums -----	19.2	9.4	807, 8, 9	Other health services -----	18.0	11.4
781, 2	Motion picture production, distribution, and services --	13.7	7.0	807	Medical and dental laboratories -----	17.2	11.1
783	Motion picture theaters -----	1.0	2.6	8071	Medical laboratories -----	15.3	11.9
7832	Motion picture theaters, except drive-in -----	.9	2.5	8072	Dental laboratories -----	34.9	2.9
7833	Drive-in motion picture theaters -----	3.9	8.9	808	Home health care services -----	12.3	13.5
				809	Miscellaneous health and allied services, n.e.c. ---	23.1	10.5
				8092	Kidney dialysis centers -----	5.3	3.5
				8093	Specialty outpatient facilities, n.e.c. -----	27.8	13.7
				8099	Health and allied services, n.e.c. -----	29.8	8.2
				81	Legal services -----	27.4	7.4
784	Video tape rental -----	25.1	9.8	823, 4, 9	Selected educational services -----	16.5	9.6
				823	Libraries -----	7.4	92.6
792	Theatrical producers (except motion picture), bands, orchestras, and entertainers -----	27.5	17.8	824	Vocational schools -----	10.2	5.4
7922	Theatrical producers (except motion picture) and miscellaneous theatrical services -----	30.2	20.7	829	Schools and educational services, n.e.c. -----	27.2	16.5
7929	Bands, orchestras, actors, and other entertainers and entertainment groups -----	18.9	8.6	83	Social services -----	22.9	12.7
793	Bowling centers -----	36.5	7.5	835	Child day care services -----	25.9	12.7
79 ex. 792, 3; 84	Commercial sports and other amusement and recreation services, including museums -----	20.9	10.6	832, 3, 6, 9	Other social services -----	21.8	12.7
794	Commercial sports -----	2.5	5.1	87 ex. 8733	Engineering, accounting, research, management, and related services (except noncommercial research organizations) -----	13.3	8.6
7941	Professional sports clubs, managers, promoters -----	1.3	3.2	871	Engineering, architectural, and surveying services --	8.3	8.0
7948	Racing, including track operation -----	3.3	6.5	8711	Engineering services -----	6.6	8.6
79 ex. 792, 3, 4; 84	Other amusement and recreation services, including museums -----	28.1	12.7	8712	Architectural services -----	19.5	3.9
791	Dance studios, schools, and halls -----	36.5	9.5	8713	Surveying services -----	26.4	1.8
7991	Physical fitness facilities -----	22.8	7.5	872	Accounting, auditing, and bookkeeping services ----	23.1	6.1
7992	Public golf courses -----	31.8	10.6	873 ex. 8733	Research, development, and testing services (except noncommercial research organizations) ---	18.5	11.4
7993	Coin-operated amusement devices -----	35.9	6.2	8731	Commercial physical and biological research -----	22.8	12.5
7996	Amusement parks -----	4.8	17.5	8732	Commercial economic, sociological, and educational research -----	19.2	10.6
7997	Membership sports and recreation clubs -----	36.4	14.1	8734	Testing laboratories -----	5.0	9.3
7999, 84	Amusement and recreation services, including museums, n.e.c. -----	32.8	16.3	874	Management and public relations services -----	15.2	10.1
7999 pt.	Concession operators of amusement devices and rides -----	31.8	27.1	8741	Management services -----	6.7	9.7
7999 pt., 84	Carnivals, circuses, and fairs -----	24.2	4.5	8742	Management consulting services -----	25.0	9.8
	Other recreation and amusements, including museums -----	33.2	16.2	8743	Public relations services -----	44.7	3.7
				8744	Facilities support management services -----	3.6	6.9
				8748	Business consulting services, n.e.c. -----	36.0	18.4
				89	Services, n.e.c. -----	20.4	8.4

¹Includes receipts information obtained from administrative records of other Federal agencies.

²Includes receipts information which was imputed based on historic company ratios or administrative records or on industry averages.

Table E-2. Firms Exempt From Federal Income Tax

[Includes only establishments with payroll. For meaning of abbreviations and symbols, and for more information on reliability of data, see introductory text. For explanation of terms and comparability of 1987 and 1992 censuses, see appendix A]

SIC code	Kind of business or operation	Percent of revenue —		SIC code	Kind of business or operation	Percent of revenue —	
		From administrative records ¹	Estimated ²			From administrative records ¹	Estimated ²
	Total	3.9	4.7	823, 4, 9	Selected educational services	18.3	17.3
7032, 704	Camps and membership lodging	25.9	20.7	83	Social services	11.8	15.2
792, 7991 pt., 7997, 7999 pt., 84	Selected amusement, recreation, and related services	13.7	5.5	835	Child day care services	5.1	17.9
8011 pt.; 8021 pt.; 805, 6, 8, 9	Selected health services4	2.0	832, 3, 6, 9	Other social services	12.2	15.1
8011 pt., 8021 pt., 805	Clinics of doctors of medicine and dentists	1.4	5.1	832	Individual and family social services	16.0	17.9
806	Nursing and personal care facilities4	5.6	833	Job training and vocational rehabilitation services	6.9	19.0
8062	Hospitals2	1.2	836	Residential care	6.3	13.2
8063, 9	General medical and surgical hospitals3	1.4	839	Social services, n.e.c.	17.3	13.3
	Specialty hospitals	—	—	861, 2, 4, 9	Selected membership organizations	28.3	17.7
808, 9	Other health services	4.4	11.1	861	Business associations	31.3	11.2
8111 pt.	Legal aid societies and similar legal services	1.2	5.6	864	Civic, social, and fraternal associations	33.3	26.6
				862, 9	Other membership organizations	20.6	8.5
				873, 4 ex. 8744	Research, testing, and consulting services, except facilities support management services	6.0	6.2
				873	Research, development, and testing services	6.6	8.6
				874 ex. 8744	Management and public relations services, except facilities support management services	5.1	2.9

¹Includes revenue information obtained from administrative records of other Federal agencies.

²Includes revenue information which was imputed based on historic company ratios or administrative records or on industry averages.

Appendix F. Geographic Notes

PENNSYLVANIA

Ashland is only in Schuylkill County; although previously reported as also in Columbia County, this has never been so.

Bethlehem is in Lehigh and Northampton Counties.

Ellwood City is in Beaver and Lawrence Counties.

Municipality of Monroeville name was changed from Monroeville in May 1974, but this change was not submitted to the Bureau of the Census until January 1990.

Shippensburg is in Cumberland and Franklin Counties.

Telford is in Bucks and Montgomery Counties.

Trafford is in Allegheny and Westmoreland Counties.

Appendix G.

Establishments in Business Any Time During Year and Establishments in Business at End of Year for the State: 1992 and 1987

Table G-1. Firms Subject to Federal Income Tax

[Includes only establishments with payroll. For meaning of abbreviations and symbols, see introductory text. For explanation of terms and comparability of 1987 and 1992 censuses, see appendix A]

SIC code	Kind of business or operation	Establishments in business —			
		Any time during year		At end of year	
		1992	1987	1992	1987
	Total	77 839	70 071	72 874	65 994
70 ex. 704	Hotels, rooming houses, camps, and other lodging places (except membership lodging)	1 505	1 641	1 417	1 528
	Hotels and motels	1 197	1 323	1 122	1 234
7011	Hotels	628	565	584	527
7011 pt.	Hotels, 25 guestrooms or more	467	373	437	353
7011 pt.	Hotels, less than 25 guestrooms	161	192	147	174
7011 pt.	Motels, motor hotels, and tourist courts	569	758	538	707
7011 pt.	Motels, tourist courts	453	645	429	599
7011 pt.	Motor hotels	116	113	109	108
702, 3	Other lodging places	308	318	295	294
702	Rooming and boarding houses	79	103	73	88
703	Camps and recreational vehicle parks	229	215	222	206
72	Personal services	9 669	9 085	8 976	8 497
721	Laundry, cleaning, and garment services	1 908	1 806	1 764	1 690
7211	Power laundries, family and commercial*	50	56	46	55
7213	Linen supply*	50	50	45	49
7215	Coin-operated laundries and drycleaning	403	408	371	386
7216	Drycleaning plants, except rug cleaning*	892	800	830	747
7217	Carpet and upholstery cleaning	235	187	219	166
7218	Industrial launderers*	63	65	61	62
7212, 9	Other laundry, cleaning, and garment services*	215	240	192	225
722	Photographic studios, portrait	521	432	491	402
723, 4	Beauty and barber shops	5 237	4 889	4 888	4 586
723	Beauty shops	4 912	4 509	4 582	4 223
724	Barber shops	325	380	306	363
725	Shoe repair shops and shoeshine parlors	98	127	90	119
726	Funeral service and crematories	1 007	1 016	969	981
729	Miscellaneous personal services	898	815	774	719
7291	Tax return preparation services	245	258	200	226
7299	Miscellaneous personal services, n.e.c.	653	557	574	493
73	Business services	11 618	9 517	10 658	8 892
731	Advertising	779	675	723	636
7311	Advertising agencies	583	487	536	465
7312	Outdoor advertising services	52	43	51	42
7313	Radio, television, publishers' advertising representatives	78	85	73	81
7319	Advertising, n.e.c.	66	60	63	48
732	Consumer credit reporting agencies, mercantile reporting agencies, and adjustment and collection agencies	249	228	236	217
7322	Adjustment and collection services	201	175	189	165
7323	Credit reporting services	48	53	47	52
733	Mailing, reproduction, commercial art and photography, and stenographic services	1 066	957	993	891
7331	Direct mail advertising services	187	168	176	159
7334	Photocopying and duplicating services	149	160	140	149
7335, 6	Commercial photography, art, and graphics	554	476	520	448
7335	Commercial photography	125	133	116	125
7336	Commercial art and graphic design	429	343	404	323
7338	Secretarial and court reporting services	176	153	157	135
734	Services to dwellings and other buildings	2 273	1 901	2 067	1 759
7342	Disinfecting and pest control services	288	273	273	260
7349	Building cleaning and maintenance services, n.e.c.	1 985	1 628	1 794	1 499
735	Miscellaneous equipment rental and leasing	896	846	822	797
7352	Medical equipment rental and leasing	188	145	167	135
7353	Heavy construction equipment rental and leasing	141	189	134	175
7359	Equipment rental and leasing, n.e.c.	567	512	521	487
736	Personnel supply services	1 271	993	1 163	928
7361	Employment agencies	502	470	452	437
7363	Help supply services	769	523	711	491

See footnotes at end of table.

Table G-1. Firms Subject to Federal Income Tax – Con.

[Includes only establishments with payroll. For meaning of abbreviations and symbols, see introductory text. For explanation of terms and comparability of 1987 and 1992 censuses, see appendix A]

SIC code	Kind of business or operation	Establishments in business –			
		Any time during year		At end of year	
		1992	1987	1992	1987
73	Business services – Con.				
737	Computer programming, data processing, and other computer related services -----	2 248	1 470	2 071	1 394
7371, 2, 3	Computer programming, prepackaged software, and integrated systems -----	1 320	765	1 228	739
7371	Computer programming services -----	844	511	781	496
7372	Prepackaged software -----	271	104	254	99
7373	Computer integrated systems -----	205	150	193	144
7374, 5, 6	Data processing services -----	363	375	329	352
7374, 5	Computer processing, information retrieval -----	331	346	300	326
7376	Computer facilities management services -----	32	29	29	26
7377, 8, 9	Computer rental and leasing, maintenance, and related services, n.e.c. -----	565	330	514	303
7377	Computer rental and leasing -----	39	43	36	38
7378	Computer maintenance and repair -----	186	121	170	115
7379	Computer related services, n.e.c. -----	340	166	308	150
738	Miscellaneous business services -----	2 836	2 447	2 583	2 270
7381, 2	Detective agencies and protective services -----	505	472	455	441
7381	Detective, guard, and armored car services -----	386	370	344	342
7382	Security systems services -----	119	102	111	99
7383	News syndicates -----	28	26	25	24
7384	Photofinishing laboratories* -----	289	209	257	191
7389	Business services, n.e.c. -----	2 014	1 740	1 846	1 614
7389 pt.	Sign painting shops -----	92	84	86	80
7389 pt.	Interior designing -----	184	169	175	158
7389 pt.	Telephone answering services -----	140	148	124	135
7389 pt.	Other business services -----	1 598	1 339	1 461	1 241
75	Automotive repair, services, and parking -----	7 972	7 368	7 370	6 886
751	Automotive rental and leasing, without drivers -----	467	532	433	500
7513	Truck rental and leasing, without drivers -----	229	258	217	248
7514, 5	Passenger car rental and leasing -----	226	260	205	239
7519	Utility trailer and recreational vehicle rental -----	12	14	11	13
752	Automobile parking -----	341	297	316	273
753	Automotive repair shops -----	6 345	5 905	5 861	5 531
7532	Top, body, and upholstery repair shops and paint shops -----	1 783	1 773	1 641	1 658
7532 pt.	Top and body repair shops -----	1 673	1 662	1 539	1 553
7532 pt.	Paint shops -----	110	111	102	105
7538	General automotive repair shops -----	3 421	3 036	3 167	2 839
7538 pt.	General automotive repair shops, except diesel -----	3 086	2 821	2 859	2 636
7538 pt.	Diesel repair shops -----	335	215	308	203
7533, 4, 6, 7, 9	Other automotive repair shops -----	1 141	1 096	1 053	1 034
7533	Automotive exhaust system repair shops -----	232	209	224	205
7534	Tire retreading and repair shops -----	92	103	85	96
7536	Automotive glass replacement shops -----	197	134	178	131
7537	Automotive transmission repair shops -----	258	279	234	257
7539	Automotive repair shops, n.e.c. -----	362	371	332	345
7539 pt.	Radiator repair -----	90	104	84	99
7539 pt.	Brake, front end, and wheel alignment -----	134	120	120	113
7539 pt.	Automotive electrical and fuel system services -----	102	99	94	88
7539 pt.	Other automotive repair shops, n.e.c. -----	36	48	34	45
754	Automotive services, except repair -----	819	634	760	582
7542	Carwashes -----	493	402	463	373
7549	Automotive services, except repair and carwashes -----	326	232	297	209
76	Miscellaneous repair services -----	2 688	2 601	2 524	2 453
762	Electrical repair shops -----	804	727	757	676
7622	Radio and television repair shops -----	217	261	202	242
7623, 9	Other electrical and electronic repair shops -----	587	466	555	434
7623	Refrigeration and air-conditioning service and repair shops -----	122	126	114	118
7629	Electrical and electronic repair shops, n.e.c. -----	465	340	441	316
763	Watch, clock, and jewelry repair -----	78	106	72	99
764	Reupholstery and furniture repair -----	261	311	242	295
769	Miscellaneous repair and related services -----	1 545	1 457	1 453	1 383
7692	Welding repair -----	205	250	195	235
7694	Armature rewinding shops -----	107	126	101	122
7699	Repair shops and related services, n.e.c. -----	1 233	1 081	1 157	1 026
78, 79, 84	Amusement and recreation services, including motion pictures and museums -----	4 447	3 993	4 115	3 679
781, 2	Motion picture production, distribution, and services -----	270	230	258	212
783	Motion picture theaters -----	270	354	245	292
7832	Motion picture theaters, except drive-in -----	230	279	208	225
7833	Drive-in motion picture theaters -----	40	75	37	67
784	Video tape rental -----	891	637	807	584
792	Theatrical producers (except motion picture), bands, orchestras, and entertainers -----	215	185	196	174
7922	Theatrical producers (except motion picture) and miscellaneous theatrical services -----	98	81	92	74
7929	Bands, orchestras, actors, and other entertainers and entertainment groups -----	117	104	104	100
793	Bowling centers -----	314	321	291	304

See footnotes at end of table.

G-2 APPENDIX G

SERVICE INDUSTRIES—GEOGRAPHIC AREA SERIES

Table G-1. Firms Subject to Federal Income Tax – Con.

[Includes only establishments with payroll. For meaning of abbreviations and symbols, see introductory text. For explanation of terms and comparability of 1987 and 1992 censuses, see appendix A]

SIC code	Kind of business or operation	Establishments in business –			
		Any time during year		At end of year	
		1992	1987	1992	1987
78, 79, 84	Amusement and recreation services, including motion pictures and museums—Con.				
79 ex. 792, 3, 84	Commercial sports and other amusement and recreation services, including museums	2 487	2 266	2 318	2 113
794	Commercial sports	125	112	117	104
7941	Professional sports clubs, managers, promoters	37	25	35	22
7948	Racing, including track operation	88	87	82	82
79 ex. 792, 3, 4; 84	Other amusement and recreation services, including museums	2 362	2 154	2 201	2 009
791	Dance studios, schools, and halls	196	164	180	156
7991	Physical fitness facilities	402	434	365	399
7992	Public golf courses	247	199	241	190
7993	Coin-operated amusement devices	282	239	268	228
7996	Amusement parks	36	40	31	39
7997	Membership sports and recreation clubs	278	336	260	311
7999, 84	Amusement and recreation services, including museums, n.e.c.	921	742	856	686
80	Health services	21 740	19 874	20 819	19 033
801	Offices and clinics of doctors of medicine	9 347	9 276	8 957	8 864
8011 pt.	Offices of doctors of medicine	9 211	9 121	8 827	8 719
8011 pt.	General medical clinics	136	155	130	145
802	Offices and clinics of dentists	5 316	5 023	5 163	4 859
803	Offices and clinics of doctors of osteopathy	1 062	870	1 017	848
804	Offices and clinics of other health practitioners	3 667	2 723	3 508	2 607
8041	Offices and clinics of chiropractors	1 310	849	1 260	817
8042	Offices and clinics of optometrists	869	828	835	790
8043	Offices and clinics of podiatrists	589	518	559	503
8049	Offices and clinics of health practitioners, n.e.c.	899	528	854	497
805	Nursing and personal care facilities	598	576	564	545
8051	Skilled nursing care facilities	380	379	363	360
8052	Intermediate care facilities	78	52	75	46
8059	Nursing and personal care facilities, n.e.c.	140	145	126	139
806	Hospitals	25	25	25	24
807, 8, 9	Other health services	1 725	1 381	1 585	1 286
807	Medical and dental laboratories	614	754	693	583
8071	Medical laboratories	498	342	446	323
8072	Dental laboratories	256	272	247	260
808	Home health care services	364	281	330	262
809	Miscellaneous health and allied services, n.e.c.	607	486	562	441
8092	Kidney dialysis centers	62	48	59	47
8093	Specialty outpatient facilities, n.e.c.	379	253	354	233
8099	Health and allied services, n.e.c.	166	185	149	161
81	Legal services	5 943	5 325	5 612	5 047
823, 4, 9	Selected educational services	479	389	443	358
823	Libraries	9	10	8	9
824	Vocational schools	186	175	172	160
829	Schools and educational services, n.e.c.	284	204	263	189
83	Social services	2 338	1 595	2 163	1 487
835	Child day care services	1 294	802	1 194	737
832, 3, 6, 9	Other social services	1 044	793	969	750
87 ex. 8733	Engineering, accounting, research, management, and related services (except noncommercial research organizations)	8 848	7 878	8 247	7 431
871	Engineering, architectural, and surveying services	2 768	2 475	2 615	2 353
8711	Engineering services	1 797	1 516	1 691	1 445
8712	Architectural services	641	648	604	616
8713	Surveying services	330	311	320	292
872	Accounting, auditing, and bookkeeping services	2 803	2 533	2 635	2 388
873 ex. 8733	Research, development, and testing services (except noncommercial research organizations)	602	553	560	524
8731	Commercial physical and biological research	138	139	128	129
8732	Commercial economic, sociological, and educational research	231	244	210	232
8734	Testing laboratories	233	170	222	163
874	Management and public relations services	2 675	2 317	2 437	2 166
8741	Management services	769	679	708	649
8742	Management consulting services	1 330	1 081	1 199	997
8743	Public relations services	134	163	127	150
8744	Facilities support management services	24	29	24	24
8748	Business consulting services, n.e.c.	418	365	379	346
89	Services, n.e.c.	592	805	530	703

Table G-2. Firms Exempt From Federal Income Tax

[Includes only establishments with payroll. For meaning of abbreviations and symbols, see introductory text. For explanation of terms and comparability of 1987 and 1992 censuses, see appendix A]

SIC code	Kind of business or operation	Establishments in business —			
		Any time during year		At end of year	
		1992	1987	1992	1987
	Total	12 449	10 857	11 961	10 466
7032, 704	Camps and membership lodging	224	264	213	255
792, 7991 pt., 7997, 7999 pt., 84	Selected amusement, recreation, and related services	770	669	746	650
792	Theatrical producers (except motion picture), bands, orchestras, and entertainers	135	95	131	92
7991 pt., 7997	Gymnasiums, athletic clubs, and membership sports and recreation clubs	482	427	468	416
7999 pt. 84	Fairs	27	23	25	23
	Museums, art galleries, and botanical and zoological gardens	126	124	122	119
8011 pt.; 8021 pt.; 805, 6, 8, 9	Selected health services	1 601	1 267	1 560	1 238
8011 pt., 8021 pt.	Clinics of doctors of medicine and dentists	237	142	227	137
805	Nursing and personal care facilities	515	316	503	315
806	Hospitals	289	294	284	293
808, 9	Other health services	560	515	546	493
808	Home health care services	165	157	162	154
809	Miscellaneous health and allied services, n.e.c.	395	358	384	339
8111 pt.	Legal aid societies and similar legal services	85	73	80	67
823, 4, 9	Selected educational services	546	434	531	424
83	Social services	4 318	3 478	4 126	3 382
835	Child day care services	744	648	701	623
832, 3, 6, 9	Other social services	3 574	2 830	3 425	2 759
861, 2, 4, 9	Selected membership organizations	4 631	4 457	4 443	4 238
861	Business associations	499	424	487	409
864	Civic, social, and fraternal associations	3 325	3 299	3 179	3 115
862, 9	Other membership organizations	807	734	777	714
873, 4 ex. 8744	Research, testing, and consulting services, except facilities support management services	274	215	262	212
873	Research, development, and testing services	180	149	172	147
8731	Commercial physical and biological research	26	18	25	18
8732	Commercial economic, sociological, and educational research	22	14	20	14
8733	Noncommercial research organizations	122	110	117	108
8734	Testing laboratories	10	7	10	7
874 ex. 8744	Management and public relations services, except facilities support management services	94	66	90	65

Publication Program

1992 CENSUS OF SERVICE INDUSTRIES

Publications of the 1992 Census of Service Industries containing data on service industries establishments in the United States are described below. Publication order forms for specific reports may be obtained from any Department of Commerce district office or from Data User Services Division, Customer Services, Bureau of the Census, Washington, DC 20233-8300. The first results were issued in press releases. Final detailed statistics are issued in separate paperbound reports and compact disc-read only memory (CD-ROM).

Final Reports

Geographic area series—52 reports (SC92-A-1 to -52)

A separate paperbound report containing data for establishments with payroll is published for each State, the District of Columbia, and the United States. For establishments of firms subject to Federal income tax, each State report presents general statistics on number of establishments, receipts, payroll, and employment, by varied service classifications, for the State, metropolitan areas (MA's), counties, and places with 350 service establishments or more, by kind of business. Greater kind-of-business detail is shown for larger areas. In addition, for places with 2,500 inhabitants or more and for all counties, statistics are provided on number of establishments and receipts for 10 major kind-of-business groups. For establishments of firms exempt from Federal income tax, each State report presents statistics on number of establishments, revenue, payroll, and employment by varied service classifications, for the State and MA's. Greater kind-of-business detail is shown for larger areas.

The United States Summary report presents data for the United States as a whole for establishments with payroll of firms subject to Federal income tax, as well as those exempt from Federal income tax, for detailed kind-of-business classifications. Statistics on number of establishments and receipts/revenue are also shown for States and MA's by kind of business.

For each State, the District of Columbia, and the United States, 1992 data are provided on receipts/revenue and employees per establishment and on receipts/revenue and payroll per employee. Comparative statistics showing percent changes in receipts/expenses and payroll between 1987 and 1992 also are shown.

Nonemployer statistics series—1 report (SC92-N-1)

This report includes data by kind of business for all establishments, establishments with payroll, and establishments without payroll for the United States and States. Also presented are statistics for establishments without payroll including number of establishments and receipts/revenue by varied service classifications for MA's.

Similar data for counties and places with 2,500 inhabitants or more are available on electronic media only.

Subject series—5 reports (SC92-S-1 to -5)

The *Establishment and Firm Size* report (SC92-S-1) presents data for establishments with payroll, based on size of establishment, size of company or firm, and legal form of organization. Establishment statistics are presented by receipts/revenue size and by employment size; statistics for firms, by receipts/revenue size (including concentration by largest firms), by employment size, and by number of establishments operated (single units and multiunits). Statistics are presented by kind of business on the number of establishments, receipts/revenue, payroll, and employment for the United States.

The *Capital Expenditures, Depreciable Assets, and Operating Expenses* report (SC92-S-2) presents data for firms with payroll for the United States by major kind of business. Operating expenses include annual payroll, supplemental labor costs, purchased services, etc. Receipts data also are provided.

Three other reports (*Hotels, Motels, and Other Lodging Places* (SC92-S-3), *Sources of Receipts or Revenue* (SC92-S-4), and *Miscellaneous Subjects* (SC92-S-5)) present data for the United States as a whole and, where feasible, for States and MA's.

Electronic Media

All data included in the printed reports are available on CD-ROM. The CD-ROM's provide the same information found in the final reports as well as additional information not published in the final reports, such as ZIP Code statistics available from series SC92-Z, and nonemployer data for counties and places from series SC92-N. Electronic media products are available for users who wish to summarize, rearrange, or process large amounts of data. These products, with corresponding technical documentation, are sold by Data User Services Division, Customer Services, Bureau of the Census, Washington, DC 20233-8300.

OTHER ECONOMIC CENSUS REPORTS

Data on retail trade, wholesale trade, financial, insurance, real estate, construction industries, manufactures, mineral industries, transportation, communications, utilities, enterprise statistics, minority-owned business enterprises, and women-owned businesses also are available from the 1992 Economic Census. A separate series of reports covers the census of outlying areas—Puerto Rico, Virgin Islands of the United States, Guam, and the Northern Marianas. Separate announcements describing these reports are available free of charge from Data User Services Division, Customer Services, Bureau of the Census, Washington, DC 20233-8300.