

1992


Census of

Service Industries

SC92-A-38

GEOGRAPHIC AREA SERIES

Oregon



1992 Census of Service Industries

SC92-A-38

GEOGRAPHIC AREA SERIES

Oregon

+



+



U.S. Department of Commerce
Ronald H. Brown, Secretary
David J. Barram, Deputy Secretary

Economics and Statistics Administration
Everett M. Ehrlich, Under Secretary
for Economic Affairs

BUREAU OF THE CENSUS
Harry A. Scarr, Acting Director

Acknowledgments

Many persons participated in the various activities of the 1992 Census of Service Industries. The overall planning and review of the census operations were performed by the Economic Census Staff of the Economic Planning and Coordination Division.

This report was prepared in the Services Division. **Bobby E. Russell**, Assistant Chief for Census Programs, was responsible for the overall planning, management, and coordination of the census of service industries. Planning and implementation were under the direction of **Jack B. Moody**, Chief, Service Census Branch, with primary staff assistance by **Jack R. Drago**, **Barbara S. Tinari**, **Kirk K. Degler**, **Joseph R. Fuller**, **Susan G. Baker**, **Deborah M. Stempowski**, **Brian D. Gregory**, **Theresa L. Steele**, **Chris E. Blackburn**, **Gary R. Rice**, **M. Craig Schadt**, **Arthur B. Stewart**, **Sandra K. Byrd**, and **Evelyn D. Butler**.

Systems and procedures for mailout, receipt, correspondence, data input, industry classification, other clerical processing, administrative record processing, quality control, and the associated electronic computer programs, were developed in the Economic Planning and Coordination Division.

Mailout preparation and receipt operations, clerical and analytical review activities, data keying, and geocoding review were performed by the staff of the Data Preparation Division, **Judith N. Petty**, Acting Chief.

Geographic coding procedures and associated computer programs were developed by the staff of the Geography Division.

The computer processing systems were developed and coordinated in the Economic Statistical Methods and Programming Division, **Charles P. Pautler, Jr.**, Chief. **H. Ray Dennis**, Assistant Chief for Business Programs, was responsible for design and implementation of the computer systems. The computer programs were prepared under the supervision of **William C. Wester**, Chief, Business Census Branch, and **Steven G. McCraith**, Chief, Utilities and Financial Census Branch, assisted by **Jeffrey S. Rosen**, **Barbara L. Lambert**, **Jacqueline R. Sellers**, and **Tsung C. Chu**. Additional programming assistance was provided by **Robert S. Jewett**.

Computer processing was performed in the Computer Services Division, **Marvin D. Raines**, Chief.

The staff of the Administrative and Publications Services Division, **Walter C. Odom**, Chief, performed planning, design, composition, editorial review, and printing planning and procurement for publications and report forms. **Margaret A. Smith** provided publication coordination and editing.

Special acknowledgment is also due the many businesses whose cooperation has contributed to the publication of these data.

If you have any questions concerning the statistics in this report, call 301-763-7039.



**Economics and Statistics
Administration**

Everett M. Ehrlich, Under Secretary
for Economic Affairs



BUREAU OF THE CENSUS

Harry A. Scarr, Acting Director

Paula J. Schneider, Principal Associate
Director for Programs

Charles A. Waite, Associate Director
for Economic Programs

Thomas L. Mesenbourg, Assistant Director
for Economic Programs

**ECONOMIC PLANNING AND COORDINATION
DIVISION**

Carole A. Ambler, Chief

SERVICES DIVISION

Carole A. Ambler, Acting Chief

Introduction to the Economic Census

PURPOSES AND USES OF THE ECONOMIC CENSUS

The economic census is the major source of facts about the structure and functioning of the Nation's economy. It provides essential information for government, business, industry, and the general public.

The economic census furnishes an important part of the framework for such composite measures as the gross domestic product, input/output measures, production and price indexes, and other statistical series that measure short-term changes in economic conditions.

Policymaking agencies of the Federal Government use the data, especially in monitoring economic activity and providing assistance to business.

State and local governments use the data to assess business activities and tax bases within their jurisdictions and to develop programs to attract business.

Trade associations study trends in their own and competing industries and keep their members informed of market changes.

Individual businesses use the data to locate potential markets and to analyze their own production and sales performance relative to industry or area averages.

AUTHORITY AND SCOPE

Title 13 of the United States Code (sections 131, 191, and 224) directs the Census Bureau to take the economic census every 5 years, covering years ending in 2 and 7. The 1992 Economic Census consists of the following eight censuses:

- Census of Retail Trade
- Census of Wholesale Trade
- Census of Service Industries
- Census of Financial, Insurance, and Real Estate Industries
- Census of Transportation, Communications, and Utilities
- Census of Manufactures
- Census of Mineral Industries
- Census of Construction Industries

Special programs also cover enterprise statistics and minority-owned and women-owned businesses. (The 1992 Census of Agriculture and 1992 Census of Governments are conducted separately.) The next economic census is scheduled to be taken in 1998 covering the year 1997.

AVAILABILITY OF THE DATA

The results of the economic census are available in printed reports for sale by the U.S. Government Printing Office and on compact discs for sale by the Census Bureau. Order forms for all types of products are available on request from Customer Services, Bureau of the Census, Washington, DC 20233-8300. A more complete description of publications being issued from this census is on the inside back cover of this document.

Census facts are also widely disseminated by trade associations, business journals, and newspapers. Volumes containing census statistics are available in most major public and college libraries. Finally, State data centers in every State as well as business and industry data centers in many States also supply economic census statistics.

WHAT'S NEW IN 1992

The 1992 Economic Census covers more of the economy than any previous census. New for 1992 are data on communications, utilities, financial, insurance, and real estate, as well as coverage of more transportation industries. The economic, agriculture, and governments censuses now collectively cover nearly 98 percent of all economic activity.

Among other changes, new 1992 definitions affect the boundaries of about a third of all metropolitan areas. Also, the Survey of Women-Owned Businesses has now been expanded to include all corporations.

HISTORICAL INFORMATION

The economic census has been taken as an integrated program at 5-year intervals since 1967 and before that for 1963, 1958, and 1954. Prior to that time, the individual subcomponents of the economic census were taken separately at varying intervals.

The economic census traces its beginnings to the 1810 Decennial Census, when questions on manufacturing were included with those for population. Coverage of economic activities was expanded for 1840 and subsequent censuses to include mining and some commercial activities. In 1902, Congress established a permanent Census Bureau and directed that a census of manufactures be taken every 5 years. The 1905 Manufactures Census was the first time a census was taken apart from the regular every-10-year population census.

The first census of business was taken in 1930, covering 1929. Initially it covered retail and wholesale trade and construction industries, but it was broadened in 1933 to include some of the service trades.

The 1954 Economic Census was the first census to be fully integrated—providing comparable census data across economic sectors, using consistent time periods, concepts, definitions, classifications, and reporting units. It was the first census to be taken by mail, using lists of firms provided by the administrative records of other Federal agencies. Since 1963, administrative records also have been used to provide basic statistics for very small firms, reducing or eliminating the need to send them census questionnaires. The Enterprise Statistics Program, which publishes combined data from the economic census, was made possible with the implementation of the integrated census program in 1954.

The range of industries covered in the economic censuses has continued to expand. The census of construction industries began on a regular basis in 1967, and the scope of service industries was broadened in 1967, 1977, and 1987. The census of transportation began in 1963 as a set of surveys covering travel, transportation of commodities, and trucks, but expanded in 1987 to cover business establishments in several transportation industries. For 1992, these statistics are incorporated into a broadened census of transportation, communications, and utilities. Also new for 1992 is the census of financial, insurance, and real estate industries. This is part of a gradual expansion in coverage of industries previously subjected to government regulation.

The Survey of Minority-Owned Business Enterprises was first conducted as a special project in 1969 and was incorporated into the economic census in 1972 along with the Survey of Women-Owned Businesses.

An economic census has also been taken in Puerto Rico since 1909, in the Virgin Islands of the United States and Guam since 1958, and in the Commonwealth of the Northern Mariana Islands since 1982.

Statistical reports from the 1987 and earlier censuses provide historical figures for the study of long-term time series and are available in some large libraries. All of the census data published since 1967 are still available for sale on microfiche from the Census Bureau.

AVAILABILITY OF MORE FREQUENT ECONOMIC DATA

While the census provides complete enumerations every 5 years, there are many needs for more frequent data as well. The Census Bureau conducts a number of monthly, quarterly, and annual surveys, with the results appearing in publication series such as Current Business Reports (retail and wholesale trade and service industries), the Annual Survey of Manufactures, Current Industrial Reports, and the Quarterly Financial Report. Most of these surveys, while providing more frequent observations, yield less kind-of-business and geographic detail than the census. The County Business Patterns program offers annual statistics on the number of establishments, employment, and payroll classified by industry within each county.

SOURCES FOR MORE INFORMATION

More information about the scope, coverage, classification system, data items, and publications for each of the economic censuses and related surveys is published in the *Guide to the 1992 Economic Census and Related Statistics*. More information on the methodology, procedures, and history of the census will be published in the *History of the 1992 Economic Census*. Contact Customer Services for information on availability.

Census of Service Industries

GENERAL

The 1992 Census of Service Industries, part of the 1992 Economic Census, covered service industries as defined in Division I of the *Standard Industrial Classification Manual: 1987*¹ (SIC), except Elementary and Secondary Schools (SIC 821), Colleges, Universities, Professional Schools, and Junior Colleges (SIC 822), Labor Unions and Similar Labor Organizations (SIC 863), Political Organizations (SIC 865), Religious Organizations (SIC 866), and Private Households (SIC 881). The census also excluded governmental establishments classified in the covered industries, except for government-operated hospitals which were included.

Data are presented for establishments in the following classifications:

SIC code	Title
70	Hotels, rooming houses, camps, and other lodging places
72	Personal services
73	Business services
75	Automotive repair, services, and parking
76	Miscellaneous repair services
78	Motion pictures
79	Amusement and recreation services
80	Health services
81	Legal services
823, 4, 9	Selected educational services
83	Social services
84	Museums, art galleries, and botanical and zoological gardens
861, 2, 4, 9	Selected membership organizations
87	Engineering, accounting, research, management, and related services
89	Services, not elsewhere classified

This series of reports presents data for service establishments of firms subject to Federal income tax and (in separate tables) of firms which are exempt from Federal income tax under provisions of the Internal Revenue Code. Only establishments with some payroll during the year are included. For a more detailed explanation, see appendix A.

¹*Standard Industrial Classification Manual: 1987*. For sale by Superintendent of Documents, U.S. Government Printing Office, Washington, DC 20402. Stock No. 041-001-00314-2.

Many of the "kinds of business or operation" included in this report are not thought of as commercial businesses, and the terms (such as "business," "establishment," and "firm") used to describe them may not be descriptive of such services, particularly for not-for-profit and professional services. However, these terms are applied to all "kinds of business or operation" in order to maintain conformity in the measures of the production and delivery of goods and services and in the presentation of data.

The basic tabulations in this report do not include data for establishments which are auxiliary (primary function is providing a service, such as warehousing or bookkeeping) to service establishments within the same organization. Data for auxiliaries are presented in a subsequent report issued as part of the 1992 Enterprise Statistics reports.

For the 1992 Census of Service Industries, large- and medium-size firms, plus all firms known to operate more than one establishment, were sent questionnaires to be completed and returned to the Census Bureau by mail. For most very small firms, including those with no paid employees, data from existing administrative records of other Federal agencies were used instead. These records provided basic information on location, kind of business, receipts, payroll, number of employees, and legal form of organization. In addition, more detailed information for selected kinds of business was obtained on the various questionnaires.

Appendix A gives a more detailed explanation of census coverage and methodology.

CENSUS DISCLOSURE RULES

In accordance with Federal law governing census reports, no data are published that would disclose the operations of an individual establishment or business. However, the number of establishments in a kind-of-business classification is not considered a disclosure, so this information may be released even though other information is withheld.

GEOGRAPHIC AREAS COVERED

This report series presents data for the following areas:

1. The United States as a whole.
2. Each State and the District of Columbia.

3. Each consolidated metropolitan statistical area (CMSA) and primary metropolitan statistical area (PMSA) defined by the Office of Management and Budget (OMB) as of June 30, 1993. A CMSA is an area used to facilitate the presentation and analysis of data for large concentrations of metropolitan populations. It includes two or more contiguous PMSA's which have a population of at least 1,000,000² and which meet specific criteria of urban character and of social and economic integration.
4. Each metropolitan statistical area (MSA) defined by the OMB as of June 30, 1993. An MSA is an integrated economic and social unit with a population nucleus of at least 50,000 inhabitants.² Each MSA consists of one or more counties meeting standards of metropolitan character; in New England, cities and towns rather than counties are the component geographic units.
5. The area within the State outside metropolitan areas (MA's).
6. Each county or county equivalent.³ Counties are the primary divisions of States, except in Louisiana where they are called parishes and in Alaska where they are called boroughs and census areas. Maryland, Missouri, Nevada, and Virginia have one place or more that is independent of any county organization and constitutes primary divisions of their States. These places are treated as counties and as places.
7. Each consolidated city.³ Consolidated cities are consolidated governments which consist of separately incorporated municipalities.
8. Each municipality of 2,500 inhabitants or more incorporated as a city, borough, village, or town.^{2 3}

For the economic census, boroughs and census areas in Alaska and boroughs in New York are not included in this category.
9. Special economic urban areas (SEUA's), which include townships in Michigan, New Jersey, and Pennsylvania, and towns in New York, Wisconsin, and the six New England States with 10,000 inhabitants or more.²

DOLLAR VALUES

All dollar values presented in this report are expressed in current dollars, i.e., 1992 data are expressed in 1992 dollars and 1987 data in 1987 dollars. Consequently, when making comparisons to prior years, users of the data should consider the inflation that has occurred.

RELIABILITY OF DATA

All data compiled in this report originated from either census questionnaires or administrative records of other Federal agencies and, therefore, are not subject to sampling errors. However, the data are subject to nonsampling

²According to the 1990 Census of Population or subsequent special census.

³Those defined as of January 1, 1992.

errors. Nonsampling errors can be attributed to many sources: inability to identify all cases in the actual universe; definition and classification difficulties; differences in the interpretation of questions; errors in recording or coding the data obtained; and other errors of collection, response, coverage, processing, and estimation for missing or misreported data.

The accuracy of these tabulated data is determined by the joint effects of the various nonsampling errors. No direct measurement of these effects has been obtained except for estimation for missing or misreported data; however, precautionary steps were taken in all phases of the collection, processing, and tabulation of the data in an effort to minimize the effects of nonsampling errors.

The Bureau of the Census obtains on computer tape limited information extracted from administrative records of other Federal agencies. This information is used in conjunction with other information available to the Census Bureau to develop estimates for nonemployers, small employers, and other establishments for which responses were not received in time for publication. For an indication of the extent that data included in these reports were obtained from the administrative records of other Federal agencies and from estimation, rather than reports directly from respondents, see appendix E. Also, see appendix A for a more detailed explanation of census coverage and methodology.

SPECIAL TABULATIONS

Special tabulations of data collected in the 1992 Census of Service Industries may be obtained, depending on availability of time and personnel, on diskette, computer tape, or in tabular form. The data will be in summary form and subject to the same rules prohibiting disclosure of confidential information (including name, address, kind of business, or other data for individual business establishments or companies) as are the regular publications.

Special tabulations are prepared on a cost basis. A request for a cost estimate, as well as exact specifications on the type and format of the data to be provided, should be directed to the Chief, Services Division, Bureau of the Census, Washington, DC 20233.

To discuss a special tabulation before submitting specifications, call 1-800-541-8345.

ABBREVIATIONS AND SYMBOLS

The following abbreviations and symbols are used in this publication:

- * See kind-of-business descriptions for SIC 72 and SIC 7384 in appendix A for treatment of plant outlets.
- Represents zero.
- (D) Withheld to avoid disclosing data for individual companies; data are included in broader kind-of-business totals.

		Symbol	Employment Size
(IC)	Independent city.		
(NA)	Not available.		
(X)	Not applicable.	AA	0–19
CMSA	Consolidated metropolitan statistical area.	BB	20–99
MA	Metropolitan area.	CC	100–249
MSA	Metropolitan statistical area.	EE	250–499
n.e.c.	Not elsewhere classified.	FF	500–999
PMSA	Primary metropolitan statistical area.	GG	1,000–2,499
pt.	Part.	HH	2,500–4,999
r	Revised.	II	5,000–9,999
SIC	Standard Industrial Classification.	JJ	10,000–24,999
		KK	25,000–49,999
		LL	50,000–99,999
		MM	100,000 or more

The following symbols are used in this publication to show employment size ranges for employment data that have been withheld to avoid disclosing data for individual companies (employment size range codes are provided for the first time in the 1992 Economic Census):

Users' Guide for Locating Statistics in This Report by Table Number

Information shown in tables	Table															
	1a	1b	2a	2b	3a	3b	4	5	6	7a	7b	8a	8b	9	10	
GEOGRAPHIC AREAS																
The State	X	X	X	X	X	X	X								X	X
CMSA's and MSA's in the State										X	X					
PMSA's in the State										X	X					
Area of the State not in any CMSA, PMSA, or MSA												X	X			
Counties in the State							X		X							X
Places in the State							X	X						X		
DATA ITEMS																
Establishments	X	X			X	X	X	X	X	X	X	X	X	X		X
Receipts	X				X	X	X	X	X	X	X	X	X	X	X	X
Revenue		X									X		X			
Expenses						X										
Annual payroll	X	X			X	X	X	X	X	X	X	X	X	X		
First-quarter payroll	X	X					X	X	X	X	X	X	X	X		
Paid employees for pay period including March 12, 1992	X	X			X	X	X	X	X	X	X	X	X	X		
1987 to 1992 comparative statistics					X	X										
Receipts per establishment			X													
Revenue per establishment				X												
Expenses per establishment				X												
Receipts per employee			X													
Revenue per employee				X												
Expenses per employee				X												
Annual payroll per employee			X	X												
Employees per establishment			X	X												
Counties ranked by volume of receipts																X
Places ranked by volume of receipts														X		

Users' Guide for Locating Statistics in the 1992 Census of Service Industries Reports

Report and geographic area	Information shown in reports by kind of business or industry category										
	Number of establishments	Receipts/Revenue (\$1,000)	Payroll (\$1,000)	Number of employees	Selected ratios	Receipts/revenue lines	Receipts size and employment size of establishments and firms	Concentration ratios of largest firms	Single units and multi-units	Legal form of organization	Selected topics
GEOGRAPHIC AREA SERIES											
United States	X	X	X	X	X						
State	X	X	X	X	X						
CMSA, PMSA, MSA	X	X	X	X	X						
County	X	X	X	X	X						
Place	X	X	X	X	X						
NONEMPLOYER STATISTICS SERIES											
United States	X	X									
State	X	X									
CMSA, PMSA, MSA	X	X									
County	X	X									
Place	X	X									
ESTABLISHMENT AND FIRM SIZE (INCLUDING LEGAL FORM OF ORGANIZATION)											
United States	X	X	X	X			X	X	X	X	
CAPITAL EXPENDITURES, DEPRECIABLE ASSETS, AND OPERATING EXPENSES											
United States		X	X								X
RECEIPTS/REVENUE LINES											
United States	X	X				X					
State	X	X				X					
CMSA, PMSA, MSA	X	X				X					
HOTELS, MOTELS, AND OTHER LODGING PLACES											
United States	X	X	X	X		X					X
State	X	X	X	X		X					X
CMSA, PMSA, MSA	X	X				X					X

Report and geographic area	Information shown in reports by kind of business or industry category										
	Number of establishments	Receipts/Revenue (\$1,000)	Payroll (\$1,000)	Number of employees	Selected ratios	Receipts/revenue lines	Receipts size and employment size of establishments and firms	Concentration ratios of largest firms	Single units and multi-units	Legal form of organization	Selected topics
ZIP CODES											
United States	X	X	X	X							
State	X	X	X	X							
MISCELLANEOUS SUBJECTS											
United States	X	X	X	X							X
State	X	X									X
CMSA, PMSA, MSA	X	X									X

Contents

Oregon

[Page numbers listed here omit the prefix that appears as part of the number of each page]

	Page
Introduction to the Economic Census	III
Census of Service Industries	V
Users' Guide for Locating Statistics in This Report by Table Number	VIII
Users' Guide for Locating Statistics in the 1992 Census of Service Industries Reports ...	IX
Summary of Findings	2

FIGURES

1. Percent Change in Receipts and Annual Payroll for Establishments of Firms Subject to Federal Income Tax: 1987 to 1992	3
2. Annual Payroll Per Employee for Establishments of Firms Subject to Federal Income Tax: 1992 and 1987	4
Maps	5

TABLES

1a. Summary Statistics for Firms Subject to Federal Income Tax for the State: 1992 ..	7
1b. Summary Statistics for Firms Exempt From Federal Income Tax for the State: 1992	11
2a. Selected Ratios for Firms Subject to Federal Income Tax for the State: 1992	12
2b. Selected Ratios for Firms Exempt From Federal Income Tax for the State: 1992 ..	15
3a. Comparative Statistics for Firms Subject to Federal Income Tax for the State: 1992 and 1987	15
3b. Comparative Statistics for Firms Exempt From Federal Income Tax for the State: 1992 and 1987	19
4. Summary Statistics for Firms Subject to Federal Income Tax for Counties and for Places With 2,500 Inhabitants or More: 1992	20
5. Summary Statistics for Firms Subject to Federal Income Tax for Places With 350 Establishments or More: 1992	24
6. Summary Statistics for Firms Subject to Federal Income Tax for Counties With 350 Establishments or More: 1992	40
7a. Summary Statistics for Firms Subject to Federal Income Tax for Metropolitan Areas: 1992	61
7b. Summary Statistics for Firms Exempt From Federal Income Tax for Metropolitan Areas: 1992	76
8a. Summary Statistics for Firms Subject to Federal Income Tax for the Area Outside Metropolitan Areas: 1992	79
8b. Summary Statistics for Firms Exempt From Federal Income Tax for the Area Outside Metropolitan Areas: 1992	82
9. Places With 2,500 Inhabitants or More Ranked by Volume of Receipts of Firms Subject to Federal Income Tax: 1992	83
10. Counties Ranked by Volume of Receipts of Firms Subject to Federal Income Tax: 1992	84

APPENDIXES

A. General Explanation	A-1
B. Sample Report Form and Instructions	B-1
C. Kind-of-Business Titles and Reporting-Form Numbers	C-1
D. Metropolitan Areas	D-1
E. Percent of Receipts/Revenue Based on Administrative Records and Estimation for the State: 1992	E-1
F. Geographic Notes	F-1
G. Establishments in Business Any Time During Year and Establishments in Business at End of Year for the State: 1992 and 1987	G-1

Publication Program

Inside back cover

Summary of Findings

FIRMS SUBJECT TO FEDERAL INCOME TAX

Data from the 1992 Census of Service Industries show that Oregon's 23,308 service industries establishments of firms with payroll that were subject to Federal income tax had receipts totaling \$10.7 billion. The 1992 data represent an increase of 64.8 percent in receipts for the State since 1987.

For establishments with payroll in 1992, receipts of offices and clinics of medical doctors totaled \$1.5 billion, compared with \$966.9 million in 1987. Other leading service kinds of business in 1992 were computer programming, data processing, and other computer related services with \$827.3 million in receipts, legal services with \$801.0 million, and hotels and motels with \$613.1 million.

There were 195,398 paid employees (full- and part-time) working in service industries in the State as of mid-March 1992, compared with 157,257 employees in 1987. Large employers included help supply services with 18,681 employees, offices and clinics of doctors of medicine with 16,735 employees, and hotels and motels with 15,559 employees.

ORGANIZATIONS EXEMPT FROM FEDERAL INCOME TAX

Data for the census show that Oregon's 3,057 service industries establishments of firms and other organizations with payroll that were exempt from Federal income tax had revenue totaling \$4.5 billion and expenses of \$4.2 billion in 1992. The 1992 data represent an increase of 73.1 percent in expenses since 1987.

For establishments with payroll in 1992, revenue of hospitals totaled \$2.7 billion, compared with \$1.7 billion in 1987. Other leading classifications in 1992 were individual and family social services with revenue of \$203.8 million, and civic, social, and fraternal associations with \$160.9 million.

There were 87,394 paid employees (full- and part-time) as of mid-March 1992, compared with 70,869 employees in 1987. Hospitals had 43,529 employees; civic, social, and fraternal associations, 5,408 employees; and residential care, 5,215 employees.

Figure 1. **Percent Change in Receipts and Annual Payroll for Establishments of Firms Subject to Federal Income Tax: 1987 to 1992**

(Includes only establishments with payroll. For meaning of abbreviations and symbols, see introductory text)

Receipts 
Payroll 

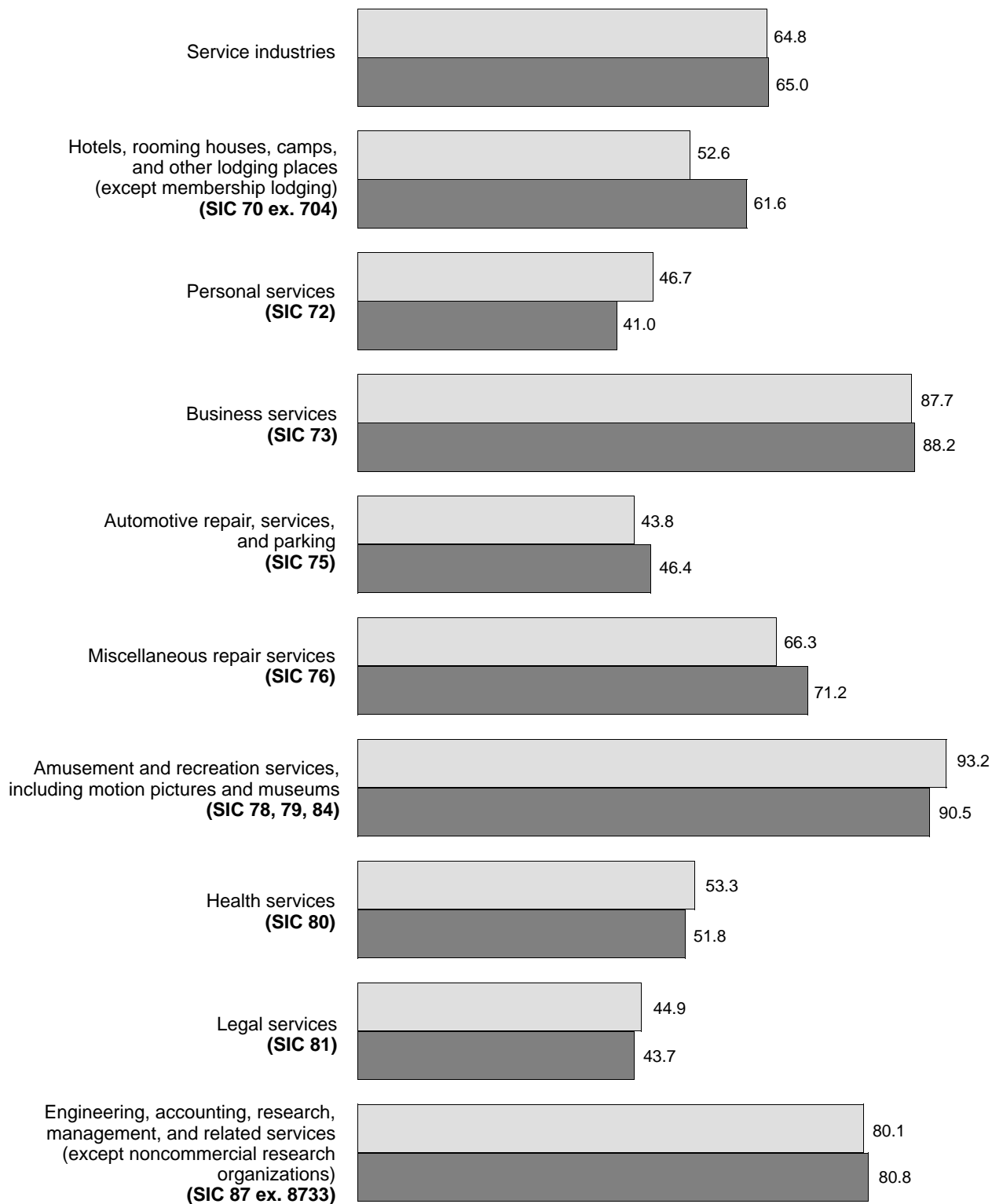




Figure 2. Annual Payroll Per Employee for Establishments of Firms Subject to Federal Income Tax: 1992 and 1987

(In dollars. For meaning of abbreviations and symbols, see introductory text)

1992 
1987 

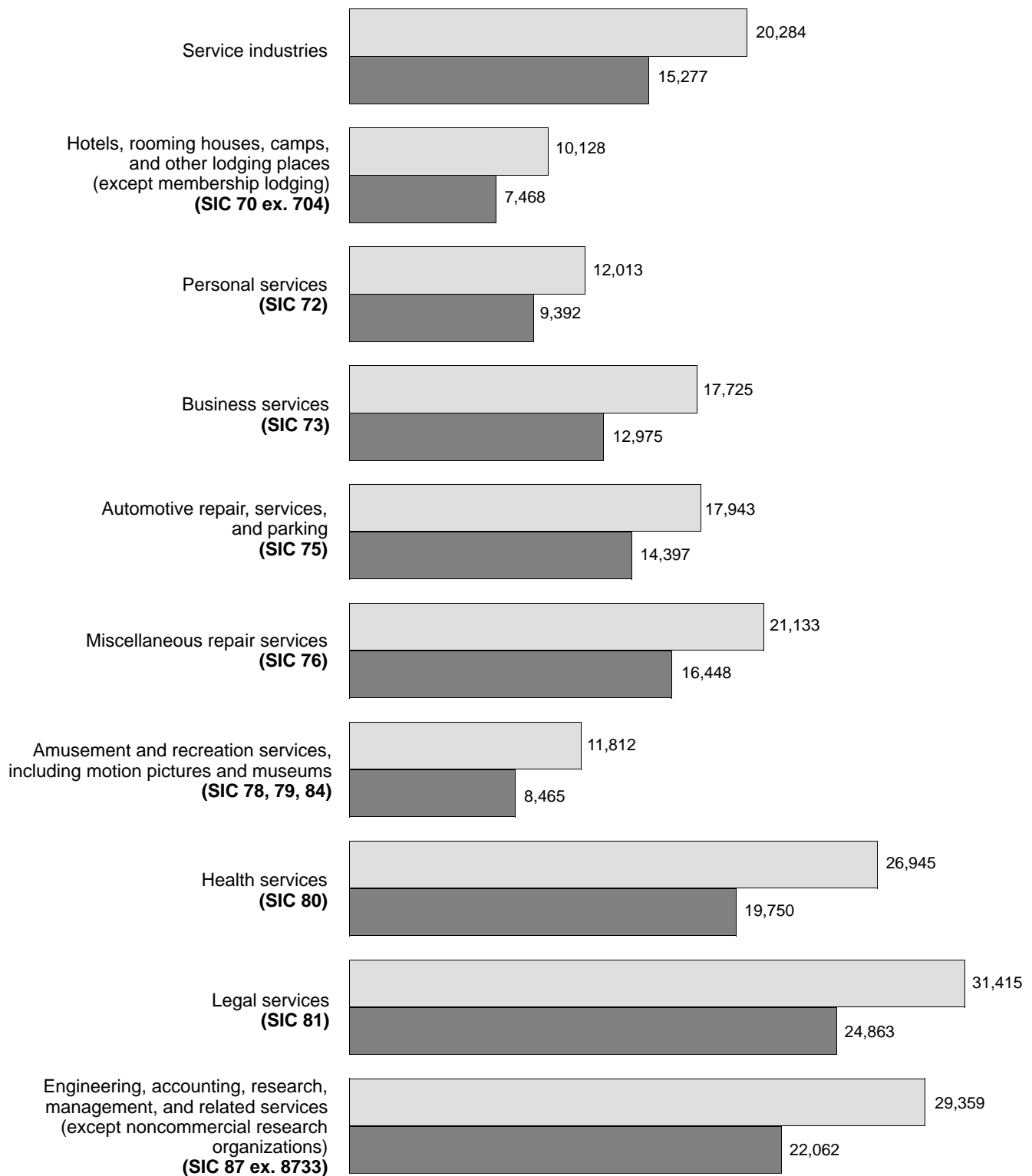




Table 1a. Summary Statistics for Firms Subject to Federal Income Tax for the State: 1992

[Includes only establishments with payroll. For meaning of abbreviations and symbols, see introductory text. For explanation of terms and comparability of 1987 and 1992 censuses, see appendix A]

SIC code	Kind of business or operation	Establishments (number)	Receipts (\$1,000)	Annual payroll (\$1,000)	First-quarter payroll (\$1,000)	Paid employees for pay period including March 12 (number)
Total	-----	23 308	10 663 229	3 963 471	889 974	195 398
70 ex. 704	Hotels, rooming houses, camps, and other lodging places (except membership lodging) -----	913	643 764	163 441	36 040	16 138
	Hotels and motels -----	772	613 066	156 584	34 936	15 559
7011	Hotels -----	179	323 143	90 038	20 791	8 188
7011 pt.	Hotels, 25 guestrooms or more -----	93	312 159	87 989	20 394	7 880
7011 pt.	Hotels, less than 25 guestrooms -----	86	10 984	2 049	397	308
7011 pt.	Motels, motor hotels, and tourist courts -----	593	289 923	66 546	14 145	7 371
7011 pt.	Motels, tourist courts -----	493	198 916	42 202	8 649	4 892
7011 pt.	Motor hotels -----	100	91 007	24 344	5 496	2 479
702, 3	Other lodging places -----	141	30 698	6 857	1 104	579
702	Rooming and boarding houses -----	15	1 457	382	94	53
703	Camps and recreational vehicle parks -----	126	29 241	6 475	1 010	526
7032	Sporting and recreational camps -----	34	6 380	1 516	165	128
7033	Recreational vehicle parks and campsites -----	92	22 861	4 959	845	398
72	Personal services -----	1 999	435 006	141 585	33 423	11 786
721	Laundry, cleaning, and garment services -----	543	180 400	58 650	13 554	3 881
7211	Power laundries, family and commercial* -----	12	4 584	1 789	435	152
7213	Linen supply* -----	15	45 093	14 940	3 304	698
7215	Coin-operated laundries and drycleaning -----	99	20 582	3 481	810	325
7215 pt.	Coin-operated laundries and drycleaning stores -----	95	(D)	(D)	(D)	EE
7215 pt.	Coin-operated laundry routes -----	4	(D)	(D)	(D)	BB
7216	Drycleaning plants, except rug cleaning* -----	218	40 728	13 419	3 249	1 252
7217	Carpet and upholstery cleaning -----	120	18 278	6 220	1 293	486
7218	Industrial laundries* -----	19	40 793	15 916	3 767	722
7212, 9	Other laundry, cleaning, and garment services* -----	60	10 342	2 885	696	246
7212	Garment pressing, and agents for laundries and drycleaners -----	23	2 629	581	154	63
7219	Laundry and garment services, n.e.c.* -----	37	7 713	2 304	542	183
722	Photographic studios, portrait -----	172	38 308	9 638	2 082	888
723, 4	Beauty and barber shops -----	798	100 825	41 101	9 824	3 955
723	Beauty shops -----	767	97 902	39 945	9 532	3 865
724	Barber shops -----	31	2 923	1 156	292	90
725	Shoe repair shops and shoeshine parlors -----	36	3 287	867	195	63
726	Funeral service and crematories -----	138	58 700	16 003	3 558	738
729	Miscellaneous personal services -----	312	53 486	15 326	4 210	2 261
7291	Tax return preparation services -----	151	18 412	6 243	2 094	1 190
7299	Miscellaneous personal services, n.e.c. -----	161	35 074	9 083	2 116	1 071
7299 pt.	Massage parlors, tanning salons, and saunas -----	48	3 922	1 023	254	168
7299 pt.	Other personal services -----	113	31 152	8 060	1 862	903
7299 pt.	Diet and weight reducing services -----	43	18 297	4 228	996	523
7299 pt.	Formal wear rental -----	33	6 105	1 856	407	156
7299 pt.	Other personal services, n.e.c. -----	37	6 750	1 976	459	224
73	Business services -----	3 773	2 287 109	904 277	203 360	51 018
731	Advertising -----	197	117 199	48 790	12 558	1 460
7311	Advertising agencies -----	157	87 423	41 199	10 221	1 102
7312	Outdoor advertising services -----	10	14 614	2 413	539	82
7313	Radio, television, publishers' advertising representatives -----	13	4 499	1 835	378	56
7313 pt.	Radio, television advertising representatives -----	8	2 708	1 100	247	30
7313 pt.	Publishers' advertising representatives -----	5	1 791	735	131	26
7319	Advertising, n.e.c. -----	17	10 663	3 343	1 420	220
732	Consumer credit reporting agencies, mercantile reporting agencies, and adjustment and collection agencies -----	110	62 432	19 918	4 791	1 009
7322	Adjustment and collection services -----	92	36 393	15 644	3 672	806
7323	Credit reporting services -----	18	26 039	4 274	1 119	203
733	Mailing, reproduction, commercial art and photography, and stenographic services -----	407	154 498	47 080	10 747	2 449
7331	Direct mail advertising services -----	42	40 047	13 094	3 121	633
7331 pt.	Mailing list compilers, brokers, and managers -----	9	2 417	329	85	15
7331 pt.	Direct mail advertising services, except mailing list services -----	33	37 630	12 765	3 036	618
7334	Photocopying and duplicating services -----	77	31 910	9 110	2 128	711
7334 pt.	Blueprinting and photocopying services -----	75	(D)	(D)	(D)	FF
7334 pt.	Duplicating services, except printing and photocopying -----	2	(D)	(D)	(D)	AA
7335, 6	Commercial photography, art, and graphics -----	189	68 521	19 419	4 204	727
7335	Commercial photography -----	56	10 987	3 131	689	165
7336	Commercial art and graphic design -----	133	57 534	16 288	3 515	562
7336 pt.	Commercial art -----	24	6 980	2 955	425	88
7336 pt.	Graphic arts and related design -----	109	50 554	13 333	3 090	474
7338	Secretarial and court reporting services -----	99	14 020	5 457	1 294	378
734	Services to dwellings and other buildings -----	729	140 988	61 185	14 043	5 790
7342	Disinfecting and pest control services -----	94	20 954	7 636	1 709	546
7349	Building cleaning and maintenance services, n.e.c. -----	635	120 034	53 549	12 334	5 244
735	Miscellaneous equipment rental and leasing -----	295	209 612	48 240	10 242	2 180
7352	Medical equipment rental and leasing -----	26	23 528	5 345	1 224	254
7353	Heavy construction equipment rental and leasing -----	62	55 253	14 629	3 081	483
7353 pt.	Rental and leasing of heavy construction equipment without operators -----	41	34 525	9 034	1 930	286
7353 pt.	Rental and leasing of heavy construction equipment with operators -----	21	20 728	5 595	1 151	197
7359	Equipment rental and leasing, n.e.c. -----	207	130 831	28 266	5 937	1 443
7359 pt.	Equipment rental -----	177	100 966	24 692	5 218	1 267
7359 pt.	Rent-to-own -----	23	8 953	1 782	374	99
7359 pt.	Equipment rental, except rent-to-own -----	154	92 013	22 910	4 844	1 168
7359 pt.	Equipment leasing, except finance leasing -----	30	29 865	3 574	719	176

Table 1a. Summary Statistics for Firms Subject to Federal Income Tax for the State: 1992—Con.

[Includes only establishments with payroll. For meaning of abbreviations and symbols, see introductory text. For explanation of terms and comparability of 1987 and 1992 censuses, see appendix A]

SIC code	Kind of business or operation	Establishments (number)	Receipts (\$1,000)	Annual payroll (\$1,000)	First-quarter payroll (\$1,000)	Paid employees for pay period including March 12 (number)
73	Business services—Con.					
736	Personnel supply services -----	339	357 075	250 324	52 326	19 532
7361	Employment agencies -----	109	29 409	15 199	3 262	851
7363	Help supply services -----	230	327 666	235 125	49 064	18 681
7363 pt.	Temporary help supply -----	185	282 579	201 066	41 781	15 536
7363 pt.	Help supply, except temporary -----	45	45 087	34 059	7 283	3 145
7363 pt.	Employee leasing -----	32	40 582	30 918	6 571	3 035
7363 pt.	Other help supply services -----	13	4 505	3 141	712	110
737	Computer programming, data processing, and other computer related services -----	805	827 308	283 935	65 202	7 900
7371, 2, 3	Computer programming, prepackaged software, and integrated systems -----	528	656 440	227 958	51 639	5 777
7371	Computer programming services -----	308	140 687	68 832	14 585	1 756
7372	Prepackaged software -----	157	334 502	106 258	24 252	2 447
7373	Computer integrated systems -----	63	181 251	52 868	12 802	1 574
7374, 5, 6	Data processing services -----	107	95 738	32 400	8 074	1 372
7374, 5	Computer processing, information retrieval -----	98	87 502	29 240	7 115	1 277
7374	Computer processing and data preparation and processing services -----	87	81 666	27 654	6 664	1 196
7375	Information retrieval services -----	11	5 836	1 586	451	81
7376	Computer facilities management services -----	9	8 236	3 160	959	95
7377, 8, 9	Computer rental and leasing, maintenance, and related services, n.e.c. -----	170	75 130	23 577	5 489	751
7377	Computer rental and leasing -----	11	3 999	1 080	255	53
7378	Computer maintenance and repair -----	64	41 376	12 707	3 174	410
7379	Computer related services, n.e.c. -----	95	29 755	9 790	2 060	288
7379 pt.	Computer consultants -----	73	20 693	7 705	1 667	217
7379 pt.	Miscellaneous computer services, n.e.c. -----	22	9 062	2 085	393	71
738	Miscellaneous business services -----	891	417 997	144 805	33 451	10 698
7381, 2	Detective agencies and protective services -----	191	125 968	61 222	14 084	5 025
7381	Detective, guard, and armored car services -----	152	72 922	45 518	10 459	4 312
7381 pt.	Detective agencies and guard services -----	144	(D)	(D)	(D)	HH
7381 pt.	Armored car services -----	8	(D)	(D)	(D)	CC
7382	Security systems services -----	39	53 046	15 704	3 625	713
7383	News syndicates -----	5	2 944	1 082	243	27
7384	Photofinishing laboratories* -----	94	57 550	14 967	3 578	872
7384 pt.	Photofinishing laboratories, except "one-hour" (mini) labs* -----	43	46 386	12 259	2 925	638
7384 pt.	One-hour (mini) photofinishing* -----	51	11 164	2 708	653	234
7389	Business services, n.e.c. -----	601	231 535	67 534	15 546	4 774
7389 pt.	Sign painting shops -----	32	5 585	1 770	426	90
7389 pt.	Interior designing -----	62	13 553	2 597	686	159
7389 pt.	Telephone answering services -----	40	11 126	5 334	1 286	462
7389 pt.	Other business services -----	467	201 271	57 833	13 148	4 063
7389 pt.	Water softening and conditioning services -----	8	4 696	1 108	240	46
7389 pt.	Packaging and labeling services -----	14	3 431	593	169	66
7389 pt.	Trading stamp services -----	-	-	-	-	-
7389 pt.	Miscellaneous business services -----	445	193 144	56 132	12 739	3 951
7389 pt.	Convention and trade show services -----	33	33 205	7 929	2 051	345
7389 pt.	Private mail centers -----	38	7 039	767	132	76
7389 pt.	Miscellaneous business services, n.e.c. -----	374	152 900	47 436	10 556	3 530
75	Automotive repair, services, and parking -----	2 148	779 889	189 983	45 075	10 588
751	Automotive rental and leasing, without drivers -----	118	127 639	16 901	3 805	952
7513	Truck rental and leasing, without drivers -----	51	40 528	5 292	1 183	241
7513 pt.	Truck rental, without drivers -----	31	22 159	2 830	597	143
7513 pt.	Truck leasing, except finance leasing -----	20	18 369	2 462	586	98
7514, 5	Passenger car rental and leasing -----	60	85 778	11 375	2 593	699
7514	Passenger car rental -----	55	(D)	(D)	(D)	FF
7515	Passenger car leasing -----	5	(D)	(D)	(D)	AA
7519	Utility trailer and recreational vehicle rental -----	7	1 333	234	29	12
752	Automobile parking -----	122	39 148	6 162	1 538	383
7521 pt.	Parking lots -----	57	(D)	(D)	(D)	CC
7521 pt.	Parking structures -----	65	(D)	(D)	(D)	CC
753	Automotive repair shops -----	1 594	529 700	142 791	34 048	7 083
7532	Top, body, and upholstery repair shops and paint shops -----	399	142 056	40 699	9 752	2 034
7532 pt.	Top and body repair shops -----	370	134 366	38 066	9 101	1 894
7532 pt.	Paint shops -----	29	7 690	2 633	651	140
7538	General automotive repair shops -----	809	244 977	63 476	14 939	3 212
7538 pt.	General automotive repair shops, except diesel -----	696	191 922	50 438	11 948	2 630
7538 pt.	Diesel repair shops -----	113	53 055	13 038	2 991	582
7533, 4, 6, 7, 9	Other automotive repair shops -----	386	142 667	38 616	9 357	1 837
7533	Automotive exhaust system repair shops -----	73	21 967	5 688	1 278	296
7534	Tire retreading and repair shops -----	18	35 395	11 132	3 031	415
7536	Automotive glass replacement shops -----	72	24 391	5 235	1 277	279
7537	Automotive transmission repair shops -----	96	24 314	6 257	1 485	336
7539	Automotive repair shops, n.e.c. -----	127	36 600	10 304	2 286	511
7539 pt.	Radiator repair -----	38	12 531	3 505	692	155
7539 pt.	Brake, front end, and wheel alignment -----	35	9 532	3 085	762	141
7539 pt.	Automotive electrical and fuel system services -----	41	10 825	2 929	661	168
7539 pt.	Carburetor repair shops -----	15	3 133	881	175	39
7539 pt.	Automotive electrical repair shops -----	26	7 692	2 048	486	129
7539 pt.	Other automotive repair shops, n.e.c. -----	13	3 712	785	171	47
754	Automotive services, except repair -----	314	83 402	24 129	5 684	2 170
7542	Carwashes -----	157	28 315	8 880	2 121	1 123
7549	Automotive services, except repair and carwashes -----	157	55 087	15 249	3 563	1 047
7549 pt.	Lubrication shops -----	63	23 994	5 791	1 333	518
7549 pt.	Other automotive services -----	94	31 093	9 458	2 230	529
7549 pt.	Towing services -----	80	28 880	8 918	2 102	481
7549 pt.	Other automotive services, n.e.c. -----	14	2 213	540	128	48

Table 1a. Summary Statistics for Firms Subject to Federal Income Tax for the State: 1992—Con.

[Includes only establishments with payroll. For meaning of abbreviations and symbols, see introductory text. For explanation of terms and comparability of 1987 and 1992 censuses, see appendix A]

SIC code	Kind of business or operation	Establishments (number)	Receipts (\$1,000)	Annual payroll (\$1,000)	First-quarter payroll (\$1,000)	Paid employees for pay period including March 12 (number)
76	Miscellaneous repair services -----	975	354 599	105 853	25 343	5 009
762	Electrical repair shops -----	269	98 136	34 013	8 075	1 677
7622	Radio and television repair shops -----	93	33 834	12 002	3 011	554
7623, 9	Other electrical and electronic repair shops -----	176	64 302	22 011	5 064	1 123
7623	Refrigeration and air-conditioning service and repair shops -----	30	11 777	3 309	778	135
7629	Electrical and electronic repair shops, n.e.c. -----	146	52 525	18 702	4 286	988
763	Watch, clock, and jewelry repair -----	20	3 829	1 528	413	79
764	Reupholstery and furniture repair -----	74	9 421	2 714	631	180
769	Miscellaneous repair and related services -----	612	243 213	67 598	16 224	3 073
7692	Welding repair -----	54	12 304	2 908	704	190
7694	Armature rewinding shops -----	44	38 455	11 282	2 735	416
7699	Repair shops and related services, n.e.c. -----	514	192 454	53 408	12 785	2 467
7699 pt.	Farm machinery and equipment repair -----	25	7 975	1 612	342	69
7699 pt.	Lawnmower and other small gasoline engine repair -----	46	10 618	2 426	591	158
7699 pt.	Sewer and septic tank cleaning services -----	49	21 213	6 361	1 489	302
7699 pt.	Other repair and related services, n.e.c. -----	394	152 648	43 009	10 363	1 938
78, 79, 84	Amusement and recreation services, including motion pictures and museums -----	1 450	661 190	166 313	39 373	14 080
781, 2	Motion picture production, distribution, and services -----	100	91 724	14 998	3 268	669
7812 pt.	Motion picture production, except for television -----	43	15 200	5 296	1 146	209
7812 pt.	Motion picture and tape production for television -----	17	(D)	(D)	(D)	CC
7819	Services allied to motion picture production -----	25	13 768	3 219	649	141
7822 pt.	Motion picture film and tape distributors -----	14	49 167	2 269	548	107
7822 pt.	Motion picture film exchanges -----	5	(D)	(D)	(D)	BB
7822 pt.	Video tape wholesalers -----	9	(D)	(D)	(D)	BB
7822 pt.	Film and tape distribution for television -----	1	(D)	(D)	(D)	AA
7829	Services allied to motion picture distribution -----	-	-	-	-	-
783	Motion picture theaters -----	116	75 215	8 021	1 914	1 367
7832	Motion picture theaters, except drive-in -----	105	73 259	7 766	1 903	1 347
7833	Drive-in motion picture theaters -----	11	1 956	255	11	20
784	Video tape rental -----	357	82 817	18 847	4 450	2 093
792	Theatrical producers (except motion picture), bands, orchestras, and entertainers -----	73	16 626	5 016	1 235	454
7922	Theatrical producers (except motion picture) and miscellaneous theatrical services -----	31	9 773	3 027	613	274
7922 pt.	Producers of live theatrical productions -----	5	(D)	(D)	(D)	BB
7922 pt.	Producers of radio and television shows, except tape producers -----	2	(D)	(D)	(D)	AA
7922 pt.	Artists' and entertainers' managers or agents, concert bureaus, booking agents -----	11	3 829	1 170	222	113
7922 pt.	Other theatrical services -----	13	(D)	(D)	(D)	CC
7929	Bands, orchestras, actors, and other entertainers and entertainment groups -----	42	6 853	1 989	622	180
7929 pt.	Dance groups and artists -----	2	(D)	(D)	(D)	AA
7929 pt.	Symphony orchestras, opera companies, and chamber music organizations -----	1	(D)	(D)	(D)	AA
7929 pt.	Other music and entertainment presentations -----	39	(D)	(D)	(D)	CC
7929 pt.	Other music groups and artists -----	25	(D)	(D)	(D)	CC
7929 pt.	Other entertainers and entertainment groups -----	14	3 643	1 208	486	45
793	Bowling centers -----	86	34 772	9 213	2 339	1 023
79 ex. 792, 3, 84	Commercial sports and other amusement and recreation services, including museums -----	718	360 036	110 218	26 167	8 474
794	Commercial sports -----	28	60 687	33 289	8 679	909
7941	Professional sports clubs, managers, promoters -----	18	37 594	24 476	6 684	279
7941 pt.	Baseball clubs -----	3	(D)	(D)	(D)	AA
7941 pt.	Football clubs -----	-	-	-	-	-
7941 pt.	Other professional sports clubs -----	2	(D)	(D)	(D)	CC
7941 pt.	Managers and promoters -----	13	(D)	(D)	(D)	CC
7948	Racing, including track operation -----	10	23 093	8 813	1 995	630
7948 pt.	Auto racetrack operation -----	3	(D)	(D)	(D)	BB
7948 pt.	Horse racetrack operation -----	3	(D)	(D)	(D)	FF
7948 pt.	Dog racetrack operation -----	1	(D)	(D)	(D)	BB
7948 pt.	Racing stables and racing, n.e.c. -----	3	(D)	(D)	(D)	AA
79 ex. 792, 3, 4, 84	Other amusement and recreation services, including museums -----	690	299 349	76 929	17 488	7 565
791	Dance studios, schools, and halls -----	40	3 904	991	252	171
7991	Physical fitness facilities -----	123	51 090	15 680	3 376	1 745
7991 pt.	Physical fitness centers, except gymnasiums and athletic clubs -----	84	23 775	6 631	1 489	850
7991 pt.	Gymnasiums and athletic clubs -----	39	27 315	9 049	1 887	895
7992	Public golf courses -----	72	34 266	10 040	1 933	729
7993	Coin-operated amusement devices -----	78	26 945	4 925	1 218	422
7996	Amusement parks -----	6	5 043	1 814	487	142
7997	Membership sports and recreation clubs -----	77	44 951	15 689	3 102	1 046
7999, 84	Amusement and recreation services, including museums, n.e.c. -----	294	133 150	27 790	7 120	3 310
7999 pt.	Concession operators of amusement devices and rides -----	15	6 959	823	161	65
7999 pt.	Carnivals, circuses, and fairs -----	6	(D)	(D)	(D)	BB
7999 pt.	Carnivals and circuses -----	4	(D)	(D)	(D)	BB
7999 pt.	Fairs -----	2	(D)	(D)	(D)	AA
7999 pt., 84	Other recreation and amusements, including museums -----	273	(D)	(D)	(D)	HH
84	Museums, art galleries, and botanical and zoological gardens -----	10	3 340	828	146	70
841	Museums and art galleries -----	6	1 841	390	79	40
842	Arboreta and botanical or zoological gardens -----	4	1 499	438	67	30
7999 pt.	Roller skating rinks -----	16	3 322	873	214	211
7999 pt.	Ice skating rinks -----	2	(D)	(D)	(D)	BB
7999 pt.	Other amusement and recreation services, n.e.c. -----	245	106 440	22 480	6 289	2 871

Table 1a. Summary Statistics for Firms Subject to Federal Income Tax for the State: 1992—Con.

[Includes only establishments with payroll. For meaning of abbreviations and symbols, see introductory text. For explanation of terms and comparability of 1987 and 1992 censuses, see appendix A]

SIC code	Kind of business or operation	Establishments (number)	Receipts (\$1,000)	Annual payroll (\$1,000)	First-quarter payroll (\$1,000)	Paid employees for pay period including March 12 (number)
80	Health services	5 641	2 958 994	1 297 116	284 121	48 140
801	Offices and clinics of doctors of medicine	2 263	1 491 857	713 978	149 995	16 735
8011 pt.	Offices of doctors of medicine	2 202	1 408 725	679 028	142 077	15 625
8011 pt.	General medical clinics	61	83 132	34 950	7 918	1 110
802	Offices and clinics of dentists	1 587	526 242	196 863	42 325	8 487
8021 pt.	Offices of dentists	1 548	507 029	186 253	40 668	8 195
8021 pt.	Dental clinics	39	19 213	10 610	1 657	292
803	Offices and clinics of doctors of osteopathy	112	32 862	12 765	2 622	479
8031 pt.	Offices of osteopathic physicians	104	(D)	(D)	(D)	EE
8031 pt.	Osteopathic clinics	8	(D)	(D)	(D)	BB
804	Offices and clinics of other health practitioners	1 072	197 499	58 114	13 194	3 200
8041	Offices and clinics of chiropractors	428	60 225	15 097	3 499	990
8042	Offices and clinics of optometrists	222	51 605	11 225	2 673	765
8043	Offices and clinics of podiatrists	61	13 796	4 264	989	179
8049	Offices and clinics of health practitioners, n.e.c.	361	71 873	27 528	6 033	1 266
805	Nursing and personal care facilities	191	330 577	166 063	40 307	12 312
8051	Skilled nursing care facilities	118	246 448	118 142	28 371	8 539
8052	Intermediate care facilities	50	68 903	40 702	10 041	3 075
8059	Nursing and personal care facilities, n.e.c.	23	15 226	7 219	1 895	698
806	Hospitals	11	143 744	51 611	13 170	2 322
8062	General medical and surgical hospitals	7	(D)	(D)	(D)	GG
8063, 9	Specialty hospitals	4	(D)	(D)	(D)	EE
8063	Psychiatric hospitals	4	(D)	(D)	(D)	EE
8069	Specialty hospitals, except psychiatric	-	-	-	-	-
807, 8, 9	Other health services	405	236 213	97 722	22 508	4 605
807	Medical and dental laboratories	201	115 040	49 204	11 142	1 773
8071	Medical laboratories	70	85 114	37 778	8 489	1 234
8072	Dental laboratories	131	29 926	11 426	2 653	539
808	Home health care services	73	44 981	21 934	5 178	1 715
809	Miscellaneous health and allied services, n.e.c.	131	76 192	26 584	6 188	1 117
8092	Kidney dialysis centers	6	11 273	3 082	621	103
8093	Specialty outpatient facilities, n.e.c.	84	46 307	17 906	4 296	732
8099	Health and allied services, n.e.c.	41	18 612	5 596	1 271	282
81	Legal services	1 770	800 984	281 162	59 488	8 950
823, 4, 9	Selected educational services	208	57 813	19 640	4 569	1 277
823	Libraries	1	(D)	(D)	(D)	AA
824	Vocational schools	80	29 440	10 286	2 251	604
8243	Data processing schools	17	3 506	1 507	313	64
8244	Business and secretarial schools	17	(D)	(D)	(D)	EE
8249	Vocational schools, n.e.c.	46	(D)	(D)	(D)	CC
829	Schools and educational services, n.e.c.	127	(D)	(D)	(D)	FF
83	Social services	1 096	234 556	82 379	18 788	7 567
835	Child day care services	364	46 646	20 613	4 790	2 495
832, 3, 6, 9	Other social services	732	187 910	61 766	13 998	5 072
832	Individual and family social services	150	22 485	8 943	1 911	570
833	Job training and vocational rehabilitation services	80	29 694	14 961	3 263	731
836	Residential care	485	132 151	36 616	8 543	3 683
839	Social services, n.e.c.	17	3 580	1 246	281	88
87 ex. 8733	Engineering, accounting, research, management, and related services (except noncommercial research organizations)	3 157	1 385 311	584 577	134 205	19 911
871	Engineering, architectural, and surveying services	887	585 956	264 035	60 190	7 137
8711	Engineering services	513	440 558	210 109	48 278	5 281
8712	Architectural services	240	120 912	42 463	9 650	1 368
8713	Surveying services	134	24 486	11 463	2 262	488
872	Accounting, auditing, and bookkeeping services	1 264	343 562	130 740	31 205	6 069
873 ex. 8733	Research, development, and testing services (except noncommercial research organizations)	180	97 365	41 123	9 062	1 812
8731	Commercial physical and biological research	59	32 114	14 376	3 282	400
8731 pt.	Commercial physical research	36	24 404	11 353	2 630	292
8731 pt.	Commercial medical and biological research	23	7 710	3 023	652	108
8732	Commercial economic, sociological, and educational research	54	24 730	9 588	1 967	717
8734	Testing laboratories	67	40 521	17 159	3 813	695
874	Management and public relations services	826	358 428	148 679	33 748	4 893
8741	Management services	181	148 001	64 528	15 795	2 484
8742	Management consulting services	393	114 297	49 439	10 406	1 362
8743	Public relations services	70	38 533	13 948	2 674	368
8744	Facilities support management services	8	3 629	1 691	515	90
8748	Business consulting services, n.e.c.	174	53 968	19 073	4 358	589
89	Services, n.e.c.	178	64 014	27 145	6 189	934
8999 pt.	Scientific and related consulting services, except environmental	32	12 215	5 521	1 302	134
8999 pt.	Other services	146	51 799	21 624	4 887	800
8999 pt.	Environmental consulting	61	40 681	17 904	4 063	598
8999 pt.	Authors, composers, and other arts-related services	34	3 665	966	189	48
8999 pt.	Other services, n.e.c.	51	7 453	2 754	635	154

Table 1b. Summary Statistics for Firms Exempt From Federal Income Tax for the State: 1992

[Includes only establishments with payroll. For meaning of abbreviations and symbols, see introductory text. For explanation of terms and comparability of 1987 and 1992 censuses, see appendix A]

SIC code	Kind of business or operation	Establishments (number)	Revenue (\$1,000)	Annual payroll (\$1,000)	First-quarter payroll (\$1,000)	Paid employees for pay period including March 12 (number)
	Total	3 057	4 478 950	1 857 473	452 855	87 394
7032, 704	Camps and membership lodging	83	12 873	2 548	599	404
7032	Sporting and recreational camps	20	2 458	661	63	53
704	Organization hotels and lodging houses, on membership basis	63	10 415	1 887	536	351
792, 7991 pt., 7997, 7999 pt., 84	Selected amusement, recreation, and related services	196	142 130	52 727	11 548	3 549
792	Theatrical producers (except motion picture), bands, orchestras, and entertainers	61	38 535	16 096	3 175	1 050
7922	Theatrical producers (except motion picture) and miscellaneous theatrical services	33	18 698	8 251	1 974	587
7922 pt.	Producers of live theatrical productions	27	16 626	7 827	1 882	553
7922 pt.	Producers of radio and television shows, except tape	1	(D)	(D)	(D)	AA
7922 pt.	Artists' and entertainers' managers or agents, concert bureaus, booking agents	—	—	—	—	—
7922 pt.	Other theatrical services	5	(D)	(D)	(D)	BB
7929	Bands, orchestras, actors, and other entertainers and entertainment groups	28	19 837	7 845	1 201	463
7929 pt.	Dance groups and artists	3	(D)	(D)	(D)	BB
7929 pt.	Symphony orchestras, opera companies, and chamber music organizations	13	14 104	6 344	823	338
7929 pt.	Other music groups and artists	10	764	91	25	27
7929 pt.	Other entertainers and entertainment groups	2	(D)	(D)	(D)	AA
7991 pt., 7997	Gymnasiums, athletic clubs, and membership sports and recreation clubs	79	56 709	21 548	4 650	1 575
7991 pt.	Gymnasiums and athletic clubs	5	(D)	(D)	(D)	CC
7997	Membership sports and recreation clubs	74	(D)	(D)	(D)	GG
7999 pt.	Fairs	6	1 881	278	33	15
84	Museums, art galleries, and botanical and zoological gardens	50	45 005	14 805	3 690	909
841	Museums and art galleries	41	(D)	(D)	(D)	FF
842	Arboreta and botanical or zoological gardens	9	(D)	(D)	(D)	CC
8011 pt.; 8021 pt.; 805, 6, 8, 9	Selected health services	253	3 178 531	1 403 258	345 796	53 787
8011 pt., 8021 pt.	Clinics of doctors of medicine and dentists	53	(D)	(D)	(D)	HH
8011 pt.	General medical clinics	44	(D)	(D)	(D)	HH
8021 pt.	Dental clinics	9	(D)	(D)	(D)	CC
805	Nursing and personal care facilities	50	124 304	64 752	16 432	4 581
8051	Skilled nursing care facilities	28	90 997	47 659	12 118	3 452
8052	Intermediate care facilities	17	(D)	(D)	(D)	FF
8059	Nursing and personal care facilities, n.e.c.	5	(D)	(D)	(D)	CC
806	Hospitals	68	2 691 841	1 212 826	300 257	43 529
8062	General medical and surgical hospitals	60	2 602 828	1 142 428	282 824	41 550
8062 pt.	General medical and surgical hospitals, nongovernment	41	2 060 616	833 991	205 208	32 658
8062 pt.	General medical and surgical hospitals, government	19	542 212	308 437	77 616	8 892
8063, 9	Specialty hospitals	8	89 013	70 398	17 433	1 979
8063	Psychiatric hospitals	3	(D)	(D)	(D)	GG
8063 pt.	Psychiatric hospitals, nongovernment	—	—	—	—	—
8063 pt.	Psychiatric hospitals, government	3	(D)	(D)	(D)	GG
8069	Specialty hospitals, except psychiatric	5	(D)	(D)	(D)	FF
8069 pt.	Specialty hospitals, except psychiatric; nongovernment	4	(D)	(D)	(D)	EE
8069 pt.	Specialty hospitals, except psychiatric; government	1	(D)	(D)	(D)	BB
808, 9	Other health services	82	94 562	42 030	9 970	2 519
808	Home health care services	15	48 824	19 326	4 468	1 248
809	Miscellaneous health and allied services, n.e.c.	67	45 738	22 704	5 502	1 271
8092	Kidney dialysis centers	—	—	—	—	—
8093	Specialty outpatient facilities, n.e.c.	7	42 642	21 257	5 154	1 180
8099	Health and allied services, n.e.c.	60	3 096	1 447	348	91
8111 pt.	Legal aid societies and similar legal services	33	18 442	10 410	2 588	388
823, 4, 9	Selected educational services	81	22 102	8 616	2 047	621
823	Libraries	5	(D)	(D)	(D)	BB
824	Vocational schools	24	6 877	2 506	601	195
8243	Data processing schools	2	(D)	(D)	(D)	AA
8244	Business and secretarial schools	—	—	—	—	—
8249	Vocational schools, n.e.c.	22	(D)	(D)	(D)	CC
829	Schools and educational services, n.e.c.	52	(D)	(D)	(D)	EE
83	Social services	1 309	663 995	235 588	56 149	19 082
835	Child day care services	265	30 332	16 953	4 314	1 935
832, 3, 6, 9	Other social services	1 044	633 663	218 635	51 835	17 147
832	Individual and family social services	418	203 840	78 486	18 863	5 123
833	Job training and vocational rehabilitation services	113	87 099	40 416	9 106	4 280
836	Residential care	260	128 498	64 174	15 359	5 215
839	Social services, n.e.c.	253	214 226	35 559	8 507	2 529
861, 2, 4, 9	Selected membership organizations	1 013	345 431	107 736	25 070	8 077
861	Business associations	256	89 739	30 810	7 407	1 198
864	Civic, social, and fraternal associations	536	160 941	48 415	10 945	5 408
862, 9	Other membership organizations	221	94 751	28 511	6 718	1 471
862	Professional membership organizations	80	33 364	11 799	2 889	455
869	Membership organizations, n.e.c.	141	61 387	16 712	3 829	1 016

Table 1b. Summary Statistics for Firms Exempt From Federal Income Tax for the State: 1992—Con.

[Includes only establishments with payroll. For meaning of abbreviations and symbols, see introductory text. For explanation of terms and comparability of 1987 and 1992 censuses, see appendix A]

SIC code	Kind of business or operation	Establishments (number)	Revenue (\$1,000)	Annual payroll (\$1,000)	First-quarter payroll (\$1,000)	Paid employees for pay period including March 12 (number)
873, 4 ex. 8744	Research, testing, and consulting services, except facilities support management services -----	89	95 446	36 590	9 058	1 486
873	Research, development, and testing services -----	67	91 496	34 757	8 670	1 389
8731	Commercial physical and biological research -----	4	(D)	(D)	(D)	BB
8732	Commercial economic, sociological, and educational research -----	13	14 041	5 776	1 292	158
8733	Noncommercial research organizations -----	47	73 262	26 881	6 902	1 162
8734	Testing laboratories -----	3	(D)	(D)	(D)	AA
874 ex. 8744	Management and public relations services, except facilities support management services -----	22	3 950	1 833	388	97
8741	Management services -----	2	(D)	(D)	(D)	BB
8742	Management consulting services -----	5	957	263	60	14
8743	Public relations services -----	8	732	335	49	36
8748	Business consulting services, n.e.c. -----	7	(D)	(D)	(D)	BB

Table 2a. Selected Ratios for Firms Subject to Federal Income Tax for the State: 1992

[Includes only establishments with payroll. For meaning of abbreviations and symbols, see introductory text. For explanation of terms and comparability of 1987 and 1992 censuses, see appendix A]

SIC code	Kind of business or operation	Receipts		Annual payroll per employee ¹ (dollars)	Employees per establishment ¹ (number)
		Per establishment (dollars)	Per employee ¹ (dollars)		
	Total -----	457 492	54 572	20 284	8
70 ex. 704	Hotels, rooming houses, camps, and other lodging places (except membership lodging) -----	705 108	39 891	10 128	18
7011	Hotels and motels -----	794 127	39 403	10 064	20
7011 pt.	Hotels -----	1 805 268	39 465	10 996	46
7011 pt.	Hotels, 25 guestrooms or more -----	3 356 548	39 614	11 166	85
7011 pt.	Hotels, less than 25 guestrooms -----	127 721	35 662	6 653	4
7011 pt.	Motels, motor hotels, and tourist courts -----	488 909	39 333	9 028	12
7011 pt.	Motels, tourist courts -----	403 481	40 661	8 627	10
7011 pt.	Motor hotels -----	910 070	36 711	9 820	25
702, 3	Other lodging places -----	217 716	53 019	11 843	4
702	Rooming and boarding houses -----	97 133	27 491	7 208	4
703	Camps and recreational vehicle parks -----	232 071	55 591	12 310	4
72	Personal services -----	217 612	36 909	12 013	6
721	Laundry, cleaning, and garment services -----	332 228	46 483	15 112	7
7211	Power laundries, family and commercial* -----	382 000	30 158	11 770	13
7213	Linen supply* -----	3 006 200	64 603	21 404	47
7215	Coin-operated laundries and drycleaning -----	207 899	63 329	10 711	3
7216	Drycleaning plants, except rug cleaning* -----	186 826	32 530	10 718	6
7217	Carpet and upholstery cleaning -----	152 317	37 609	12 798	4
7218	Industrial laundriers* -----	2 147 000	56 500	22 044	38
7212, 9	Other laundry, cleaning, and garment services* -----	172 367	42 041	11 728	4
7212	Garment pressing, and agents for laundries and drycleaners -----	114 304	41 730	9 222	3
7219	Laundry and garment services, n.e.c.* -----	208 459	42 148	12 590	5
722	Photographic studios, portrait -----	222 721	43 140	10 854	5
723, 4	Beauty and barber shops -----	126 347	25 493	10 392	5
723	Beauty shops -----	127 643	25 330	10 335	5
724	Barber shops -----	94 290	32 478	12 844	3
725	Shoe repair shops and shoeshine parlors -----	91 306	52 175	13 762	2
726	Funeral service and crematories -----	425 362	79 539	21 684	5
729	Miscellaneous personal services -----	171 429	23 656	6 778	7
7291	Tax return preparation services -----	121 934	15 472	5 246	8
7299	Miscellaneous personal services, n.e.c. -----	217 851	32 749	8 481	7
73	Business services -----	606 178	44 829	17 725	14
731	Advertising -----	594 919	80 273	33 418	7
7311	Advertising agencies -----	556 834	79 331	37 386	7
7312	Outdoor advertising services -----	1 461 400	178 220	29 427	8
7313	Radio, television, publishers' advertising representatives -----	346 077	80 339	32 768	4
7319	Advertising, n.e.c. -----	627 235	48 468	15 195	13
732	Consumer credit reporting agencies, mercantile reporting agencies, and adjustment and collection agencies -----	567 564	61 875	19 740	9
7322	Adjustment and collection services -----	395 576	45 153	19 409	9
7323	Credit reporting services -----	1 446 611	128 271	21 054	11
733	Mailing, reproduction, commercial art and photography, and stenographic services -----	379 602	63 086	19 224	6
7331	Direct mail advertising services -----	953 500	63 265	20 686	15
7334	Photocopying and duplicating services -----	414 416	44 880	12 813	9
7335, 6	Commercial photography, art, and graphics -----	362 545	94 252	26 711	4
7335	Commercial photography -----	196 196	66 588	18 976	3
7336	Commercial art and graphic design -----	432 586	102 374	28 982	4
7338	Secretarial and court reporting services -----	141 616	37 090	14 437	4
734	Services to dwellings and other buildings -----	193 399	24 350	10 567	8
7342	Disinfecting and pest control services -----	222 915	38 377	13 985	6
7349	Building cleaning and maintenance services, n.e.c. -----	189 030	22 890	10 211	8

See footnotes at end of table.

Table 2a. **Selected Ratios for Firms Subject to Federal Income Tax for the State: 1992** — Con.

[Includes only establishments with payroll. For meaning of abbreviations and symbols, see introductory text. For explanation of terms and comparability of 1987 and 1992 censuses, see appendix A]

SIC code	Kind of business or operation	Receipts		Annual payroll per employee ¹ (dollars)	Employees per establishment ¹ (number)
		Per establishment (dollars)	Per employee ¹ (dollars)		
73	Business services—Con.				
735	Miscellaneous equipment rental and leasing -----	710 549	96 152	22 128	7
7352	Medical equipment rental and leasing -----	904 923	92 630	21 043	10
7353	Heavy construction equipment rental and leasing -----	891 177	114 395	30 288	8
7359	Equipment rental and leasing, n.e.c. -----	632 034	90 666	19 588	7
736	Personnel supply services -----	1 053 319	18 282	12 816	58
7361	Employment agencies -----	269 807	34 558	17 860	8
7363	Help supply services -----	1 424 635	17 540	12 586	81
7363 pt.	Temporary help supply -----	1 527 454	18 189	12 942	84
7363 pt.	Help supply, except temporary -----	1 001 933	14 336	10 830	70
737	Computer programming, data processing, and other computer related services -----	1 027 712	104 723	35 941	10
7371, 2, 3	Computer programming, prepackaged software, and integrated systems -----	1 243 258	113 630	39 460	11
7371	Computer programming services -----	456 776	80 118	39 198	6
7372	Prepackaged software -----	2 130 586	136 699	43 424	16
7373	Computer integrated systems -----	2 877 000	115 153	33 588	25
7374, 5, 6	Data processing services -----	894 748	69 780	23 615	13
7374, 5	Computer processing, information retrieval -----	892 878	68 522	22 897	13
7376	Computer facilities management services -----	915 111	86 695	33 263	11
7377, 8, 9	Computer rental and leasing, maintenance, and related services, n.e.c. -----	441 941	100 040	31 394	4
7377	Computer rental and leasing -----	363 545	75 453	20 377	5
7378	Computer maintenance and repair -----	646 500	100 917	30 993	6
7379	Computer related services, n.e.c. -----	313 211	103 316	33 993	3
738	Miscellaneous business services -----	469 132	39 072	13 536	12
7381, 2	Detective agencies and protective services -----	659 518	25 068	12 183	26
7381	Detective, guard, and armored car services -----	479 750	16 911	10 556	28
7382	Security systems services -----	1 360 154	74 398	22 025	18
7383	News syndicates -----	588 800	109 037	40 074	5
7384	Photofinishing laboratories* -----	612 234	65 998	17 164	9
7389	Business services, n.e.c. -----	385 250	48 499	14 146	8
7389 pt.	Sign painting shops -----	174 531	62 056	19 667	3
7389 pt.	Interior designing -----	218 597	85 239	16 333	5
7389 pt.	Telephone answering services -----	278 150	24 082	11 545	12
7389 pt.	Other business services -----	430 987	49 538	14 234	9
75	Automotive repair, services, and parking -----	363 077	73 658	17 943	5
751	Automotive rental and leasing, without drivers -----	1 081 686	134 075	17 753	8
7513	Truck rental and leasing, without drivers -----	794 667	168 166	21 959	5
7514, 5	Passenger car rental and leasing -----	1 429 633	122 715	16 273	12
7514	Passenger car rental -----	(D)	(D)	(D)	(D)
7515	Passenger car leasing -----	(D)	(D)	(D)	(D)
7519	Utility trailer and recreational vehicle rental -----	190 429	111 083	19 500	2
752	Automobile parking -----	320 885	102 214	16 089	3
753	Automotive repair shops -----	332 309	74 785	20 160	4
7532	Top, body, and upholstery repair shops and paint shops -----	356 030	69 841	20 009	5
7532 pt.	Top and body repair shops -----	363 151	70 943	20 098	5
7532 pt.	Paint shops -----	265 172	54 929	18 807	5
7538	General automotive repair shops -----	302 815	76 269	19 762	4
7538 pt.	General automotive repair shops, except diesel -----	275 750	72 974	19 178	4
7538 pt.	Diesel repair shops -----	469 513	91 160	22 402	5
7533, 4, 6, 7, 9	Other automotive repair shops -----	369 604	77 663	21 021	5
7533	Automotive exhaust system repair shops -----	300 918	74 213	19 216	4
7534	Tire retreading and repair shops -----	1 966 389	85 289	26 824	23
7536	Automotive glass replacement shops -----	338 764	87 423	18 763	4
7537	Automotive transmission repair shops -----	253 271	72 363	18 622	4
7539	Automotive repair shops, n.e.c. -----	288 189	71 624	20 164	4
7539 pt.	Radiator repair -----	329 763	80 845	22 613	4
7539 pt.	Brake, front end, and wheel alignment -----	272 343	67 603	21 879	4
7539 pt.	Automotive electrical and fuel system services -----	264 024	64 435	17 435	4
7539 pt.	Other automotive repair shops, n.e.c. -----	285 538	78 979	16 702	4
754	Automotive services, except repair -----	265 611	38 434	11 119	7
7542	Carwashes -----	180 350	25 214	7 907	7
7549	Automotive services, except repair and carwashes -----	350 873	52 614	14 564	7
76	Miscellaneous repair services -----	363 691	70 792	21 133	5
762	Electrical repair shops -----	364 818	58 519	20 282	6
7622	Radio and television repair shops -----	363 806	61 072	21 664	6
7623, 9	Other electrical and electronic repair shops -----	365 352	57 259	19 600	6
7623	Refrigeration and air-conditioning service and repair shops -----	392 567	87 237	24 511	5
7629	Electrical and electronic repair shops, n.e.c. -----	359 760	53 163	18 929	7
763	Watch, clock, and jewelry repair -----	191 450	48 468	19 342	4
764	Reupholstery and furniture repair -----	127 311	52 339	15 078	2
769	Miscellaneous repair and related services -----	397 407	79 145	21 997	5
7692	Welding repair -----	227 852	64 758	15 305	4
7694	Armature rewinding shops -----	873 977	92 440	27 120	9
7699	Repair shops and related services, n.e.c. -----	374 424	78 011	21 649	5
78, 79, 84	Amusement and recreation services, including motion pictures and museums -----	455 993	46 960	11 812	10
781, 2	Motion picture production, distribution, and services -----	917 240	137 106	22 419	7
783	Motion picture theaters -----	648 405	55 022	5 868	12
7832	Motion picture theaters, except drive-in -----	697 705	54 387	5 765	13
7833	Drive-in motion picture theaters -----	177 818	97 800	12 750	2
784	Video tape rental -----	231 980	39 569	9 005	6

See footnotes at end of table.

SERVICE INDUSTRIES—GEOGRAPHIC AREA SERIES

OREGON OR-13

Table 2a. **Selected Ratios for Firms Subject to Federal Income Tax for the State: 1992** —Con.

[Includes only establishments with payroll. For meaning of abbreviations and symbols, see introductory text. For explanation of terms and comparability of 1987 and 1992 censuses, see appendix A]

SIC code	Kind of business or operation	Receipts		Annual payroll per employee ¹ (dollars)	Employees per establishment ¹ (number)
		Per establishment (dollars)	Per employee ¹ (dollars)		
78, 79, 84	Amusement and recreation services, including motion pictures and museums—Con.				
792	Theatrical producers (except motion picture), bands, orchestras, and entertainers -----	227 753	36 621	11 048	6
7922	Theatrical producers (except motion picture) and miscellaneous theatrical services -----	315 258	35 668	11 047	9
7929	Bands, orchestras, actors, and other entertainers and entertainment groups -----	163 167	38 072	11 050	4
793	Bowling centers -----	404 326	33 990	9 006	12
79 ex. 792, 3, 4	Commercial sports and other amusement and recreation services, including museums -----	501 443	42 487	13 007	12
794	Commercial sports -----	2 167 393	66 762	36 622	32
7941	Professional sports clubs, managers, promoters -----	2 088 556	134 746	87 728	16
7948	Racing, including track operation -----	2 309 300	36 656	13 989	63
79 ex. 792, 3, 4; 84	Other amusement and recreation services, including museums -----	433 839	39 570	10 169	11
791	Dance studios, schools, and halls -----	97 600	22 830	5 795	4
7991	Physical fitness facilities -----	415 366	29 278	8 986	14
7992	Public golf courses -----	475 917	47 004	13 772	10
7993	Coin-operated amusement devices -----	345 449	63 851	11 671	5
7996	Amusement parks -----	840 500	35 514	12 775	24
7997	Membership sports and recreation clubs -----	583 779	42 974	14 999	14
7999, 84	Amusement and recreation services, including museums, n.e.c. -----	452 891	40 227	8 396	11
7999 pt.	Concession operators of amusement devices and rides -----	463 933	107 062	12 662	4
7999 pt.	Carnivals, circuses, and fairs -----	(D)	(D)	(D)	(D)
7999 pt., 84	Other recreation and amusements, including museums -----	(D)	(D)	(D)	(D)
80	Health services -----	524 551	61 466	26 945	9
801	Offices and clinics of doctors of medicine -----	659 239	89 146	42 664	7
8011 pt.	Offices of doctors of medicine -----	639 748	90 158	43 458	7
8011 pt.	General medical clinics -----	1 362 820	74 894	31 486	18
802	Offices and clinics of dentists -----	331 595	62 006	23 196	5
803	Offices and clinics of doctors of osteopathy -----	293 411	68 605	26 649	4
804	Offices and clinics of other health practitioners -----	184 234	61 718	18 161	3
8041	Offices and clinics of chiropractors -----	140 713	60 833	15 249	2
8042	Offices and clinics of optometrists -----	232 455	67 458	14 673	3
8043	Offices and clinics of podiatrists -----	226 164	77 073	23 821	3
8049	Offices and clinics of health practitioners, n.e.c. -----	199 094	56 772	21 744	4
805	Nursing and personal care facilities -----	1 730 770	26 850	13 488	64
8051	Skilled nursing care facilities -----	2 088 542	28 861	13 836	72
8052	Intermediate care facilities -----	1 378 060	22 407	13 236	62
8059	Nursing and personal care facilities, n.e.c. -----	662 000	21 814	10 342	30
806	Hospitals -----	13 067 636	61 905	22 227	211
8062	General medical and surgical hospitals -----	(D)	(D)	(D)	(D)
8063, 9	Specialty hospitals -----	(D)	(D)	(D)	(D)
807, 8, 9	Other health services -----	583 242	51 295	21 221	11
807	Medical and dental laboratories -----	572 338	64 884	27 752	9
8071	Medical laboratories -----	1 215 914	68 974	30 614	18
8072	Dental laboratories -----	228 443	55 521	21 199	4
808	Home health care services -----	616 178	26 228	12 790	23
809	Miscellaneous health and allied services, n.e.c. -----	581 618	68 211	23 799	9
8092	Kidney dialysis centers -----	1 878 833	109 447	29 922	17
8093	Specialty outpatient facilities, n.e.c. -----	551 274	63 261	24 462	9
8099	Health and allied services, n.e.c. -----	453 951	66 000	19 844	7
81	Legal services -----	452 533	89 495	31 415	5
823, 4, 9	Selected educational services -----	277 947	45 273	15 380	6
823	Libraries -----	(D)	(D)	(D)	(D)
824	Vocational schools -----	368 000	48 742	17 030	8
829	Schools and educational services, n.e.c. -----	(D)	(D)	(D)	(D)
83	Social services -----	214 011	30 997	10 887	7
835	Child day care services -----	128 148	18 696	8 262	7
832, 3, 6, 9	Other social services -----	256 708	37 049	12 178	7
87 ex. 8733	Engineering, accounting, research, management, and related services (except noncommercial research organizations) -----	438 806	69 575	29 359	6
871	Engineering, architectural, and surveying services -----	660 604	82 101	36 995	8
8711	Engineering services -----	858 788	83 423	39 786	10
8712	Architectural services -----	503 800	88 386	31 040	6
8713	Surveying services -----	182 731	50 176	23 490	4
872	Accounting, auditing, and bookkeeping services -----	271 805	56 609	21 542	5
873 ex. 8733	Research, development, and testing services (except noncommercial research organizations) -----	540 917	53 733	22 695	10
8731	Commercial physical and biological research -----	544 305	80 285	35 940	7
8732	Commercial economic, sociological, and educational research -----	457 963	34 491	13 372	13
8734	Testing laboratories -----	604 791	58 304	24 689	10
874	Management and public relations services -----	433 932	73 253	30 386	6
8741	Management services -----	817 685	59 582	25 977	14
8742	Management consulting services -----	290 832	83 919	36 299	3
8743	Public relations services -----	550 471	104 709	37 902	5
8744	Facilities support management services -----	453 625	40 322	18 789	11
8748	Business consulting services, n.e.c. -----	310 161	91 626	32 382	3
89	Services, n.e.c. -----	359 629	68 537	29 063	5

¹Based on number of employees for pay period including March 12.

Table 2b. Selected Ratios for Firms Exempt From Federal Income Tax for the State: 1992

[Includes only establishments with payroll. For meaning of abbreviations and symbols, see introductory text. For explanation of terms and comparability of 1987 and 1992 censuses, see appendix A]

SIC code	Kind of business or operation	Revenue		Expenses		Annual payroll per employee ¹ (dollars)	Employees per establishment ¹ (number)
		Per establishment (dollars)	Per employee ¹ (dollars)	Per establishment (dollars)	Per employee ¹ (dollars)		
	Total	1 465 146	51 250	1 367 554	47 836	21 254	29
7032, 704	Camps and membership lodging	155 096	31 864	150 398	30 899	6 307	5
792, 7991 pt., 7997, 7999 pt., 84	Selected amusement, recreation, and related services	725 153	40 048	701 770	38 757	14 857	18
8011 pt.; 8021 pt.; 805, 6, 8, 9	Selected health services	12 563 364	59 095	12 046 996	56 666	26 089	213
8011 pt., 8021 pt., 805	Clinics of doctors of medicine and dentists	(D)	(D)	(D)	(D)	(D)	(D)
	Nursing and personal care facilities	2 486 080	27 135	2 368 820	25 855	14 135	92
806	Hospitals	39 585 897	61 840	37 986 897	59 342	27 862	640
8062	General medical and surgical hospitals	43 380 467	62 643	41 558 700	60 013	27 495	693
8063, 9	Specialty hospitals	11 126 625	44 979	11 198 375	45 269	35 573	247
808, 9	Other health services	1 153 195	37 539	959 195	31 224	16 685	31
8111 pt.	Legal aid societies and similar legal services	558 848	47 531	541 606	46 064	26 830	12
823, 4, 9	Selected educational services	272 864	35 591	271 296	35 386	13 874	8
83	Social services	507 254	34 797	405 771	27 835	12 346	15
835	Child day care services	114 460	15 675	118 532	16 233	8 761	7
832, 3, 6, 9	Other social services	606 957	36 955	478 681	29 145	12 751	16
832	Individual and family social services	487 656	39 789	467 457	38 141	15 320	12
833	Job training and vocational rehabilitation services	770 788	20 350	718 814	18 978	9 443	38
836	Residential care	494 223	24 640	467 688	23 317	12 306	20
839	Social services, n.e.c.	846 743	84 708	401 269	40 143	14 060	10
861, 2, 4, 9	Selected membership organizations	340 998	42 767	319 918	40 123	13 339	8
861	Business associations	350 543	74 907	345 699	73 872	25 718	5
864	Civic, social, and fraternal associations	300 263	29 760	277 396	27 493	8 952	10
862, 9	Other membership organizations	428 738	64 413	393 186	59 071	19 382	7
873, 4 ex. 8744	Research, testing, and consulting services, except facilities support management services	1 072 427	64 230	984 416	58 959	24 623	17
873	Research, development, and testing services	1 365 612	65 872	1 246 478	60 125	25 023	21
874 ex. 8744	Management and public relations services, except facilities support management services	179 545	40 722	186 318	42 258	18 897	4

¹Based on number of employees for pay period including March 12.

Table 3a. Comparative Statistics for Firms Subject to Federal Income Tax for the State: 1992 and 1987

[Includes only establishments with payroll. For meaning of abbreviations and symbols, see introductory text. For explanation of terms and comparability of 1987 and 1992 censuses, see appendix A]

SIC code	Kind of business or operation	Establishments		Receipts			Annual payroll			Paid employees for pay period including March 12	
		1992 (number)	1987 (number)	1992 (\$1,000)	1987 (\$1,000)	Percent change 1987 to 1992	1992 (\$1,000)	1987 (\$1,000)	Percent change 1987 to 1992	1992 (number)	1987 (number)
	Total	23 308	20 741	10 663 229	6 471 297	64.8	3 963 471	2 402 362	65.0	195 398	157 257
70 ex. 704	Hotels, rooming houses, camps, and other lodging places (except membership lodging)	913	813	643 764	421 785	52.6	163 441	101 135	61.6	16 138	13 542
7011	Hotels and motels	772	707	613 066	408 194	50.2	156 584	98 600	58.8	15 559	13 241
7011 pt.	Hotels	179	183	323 143	210 674	53.4	90 038	54 603	64.9	8 188	7 164
7011 pt.	Hotels, 25 guestrooms or more	93	102	312 159	202 398	54.2	87 989	53 139	65.6	7 880	6 870
7011 pt.	Hotels, less than 25 guestrooms	86	81	10 984	8 276	32.7	2 049	1 464	40.0	308	294
7011 pt.	Motels, motor hotels, and tourist courts	593	524	289 923	197 520	46.8	66 546	43 997	51.3	7 371	6 077
7011 pt.	Motels, tourist courts	493	456	198 916	131 544	51.2	42 202	25 632	64.6	4 892	4 043
7011 pt.	Motor hotels	100	68	91 007	65 976	37.9	24 344	18 365	32.6	2 479	2 034
702, 3	Other lodging places	141	106	30 698	13 591	125.9	6 857	2 535	170.5	579	301
702	Rooming and boarding houses	15	22	1 457	1 568	-7.1	382	413	-7.5	53	69
703	Camps and recreational vehicle parks	126	84	29 241	12 023	143.2	6 475	2 122	205.1	526	232

Table 3a. Comparative Statistics for Firms Subject to Federal Income Tax for the State: 1992 and 1987 — Con.

[Includes only establishments with payroll. For meaning of abbreviations and symbols, see introductory text. For explanation of terms and comparability of 1987 and 1992 censuses, see appendix A]

SIC code	Kind of business or operation	Establishments		Receipts			Annual payroll			Paid employees for pay period including March 12	
		1992 (number)	1987 (number)	1992 (\$1,000)	1987 (\$1,000)	Percent change 1987 to 1992	1992 (\$1,000)	1987 (\$1,000)	Percent change 1987 to 1992	1992 (number)	1987 (number)
72	Personal services -----	1 999	1 945	435 006	296 500	46.7	141 585	100 411	41.0	11 786	10 691
721	Laundry, cleaning, and garment services ---	543	485	180 400	115 755	55.8	58 650	38 952	50.6	3 881	3 512
7211	Power laundries, family and commercial* --	12	22	4 584	5 657	-19.0	1 789	3 399	-47.4	152	246
7213	Linen supply* -----	15	14	45 093	23 655	90.6	14 940	8 584	74.0	698	505
7215	Coin-operated laundries and drycleaning --	99	87	20 582	11 276	82.5	3 481	2 000	74.1	325	278
7216	Drycleaning plants, except rug cleaning* --	218	186	40 728	26 460	53.9	13 419	8 695	54.3	1 252	992
7217	Carpet and upholstery cleaning -----	120	94	18 278	9 214	98.4	6 220	3 030	105.3	486	527
7218	Industrial laundries* -----	19	20	40 793	31 034	31.4	15 916	11 804	34.8	722	681
7212, 9	Other laundry, cleaning, and garment services* -----	60	62	10 342	6 790	52.3	2 885	2 071	39.3	246	236
722	Photographic studios, portrait -----	172	137	38 308	23 342	64.1	9 638	5 050	90.9	888	584
723, 4	Beauty and barber shops -----	798	886	100 825	80 336	25.5	41 101	34 964	17.6	3 955	4 221
723	Beauty shops -----	767	845	97 902	77 569	26.2	39 945	33 752	18.3	3 865	4 079
724	Barber shops -----	31	41	2 923	2 767	5.6	1 156	1 212	-4.6	90	142
725	Shoe repair shops and shoeshine parlors --	36	45	3 287	2 480	32.5	867	609	42.4	63	69
726	Funeral service and crematories -----	138	129	58 700	43 188	35.9	16 003	11 771	36.0	738	690
729	Miscellaneous personal services -----	312	263	53 486	31 399	70.3	15 326	9 065	69.1	2 261	1 615
7291	Tax return preparation services -----	151	137	18 412	14 582	26.3	6 243	4 351	43.5	1 190	835
7299	Miscellaneous personal services, n.e.c. --	161	126	35 074	16 817	108.6	9 083	4 714	92.7	1 071	780
73	Business services -----	3 773	2 971	2 287 109	1 218 687	87.7	904 277	480 368	88.2	51 018	37 023
731	Advertising -----	197	175	117 199	79 192	48.0	48 790	29 867	63.4	1 460	1 127
7311	Advertising agencies -----	157	129	87 423	55 146	58.5	41 199	24 191	70.3	1 102	857
7312	Outdoor advertising services -----	10	9	14 614	12 684	15.2	2 413	1 614	49.5	82	61
7313	Radio, television, publishers' advertising representatives -----	13	14	4 499	4 158	8.2	1 835	1 691	8.5	56	70
7319	Advertising, n.e.c. -----	17	23	10 663	7 204	48.0	3 343	2 371	41.0	220	139
732	Consumer credit reporting agencies, mercantile reporting agencies, and adjustment and collection agencies -----	110	112	62 432	39 426	58.4	19 918	14 710	35.4	1 009	1 031
7322	Adjustment and collection services -----	92	94	36 393	22 635	60.8	15 644	9 978	56.8	806	718
7323	Credit reporting services -----	18	18	26 039	16 791	55.1	4 274	4 732	-9.7	203	313
733	Mailing, reproduction, commercial art and photography, and stenographic services ---	407	291	154 498	96 961	59.3	47 080	27 960	68.4	2 449	1 730
7331	Direct mail advertising services -----	42	41	40 047	26 971	48.5	13 094	9 759	34.2	633	652
7334	Photocopying and duplicating services ---	77	40	31 910	12 162	162.4	9 110	3 311	175.1	711	326
7335, 6	Commercial photography, art, and graphics -----	189	126	68 521	51 162	33.9	19 419	12 071	60.9	727	451
7335	Commercial photography -----	56	30	10 987	5 729	91.8	3 131	1 676	86.8	165	95
7336	Commercial art and graphic design ----	133	96	57 534	45 433	26.6	16 288	10 395	56.7	562	356
7338	Secretarial and court reporting services --	99	84	14 020	8 166	71.7	5 457	3 232	68.8	378	325
734	Services to dwellings and other buildings ---	729	701	140 988	97 421	44.7	61 185	45 230	35.3	5 790	5 635
7342	Disinfecting and pest control services ---	94	75	20 954	13 923	50.5	7 636	5 129	48.9	546	402
7349	Building cleaning and maintenance services, n.e.c. -----	635	626	120 034	83 498	43.8	53 549	40 101	33.5	5 244	5 233
735	Miscellaneous equipment rental and leasing -----	295	295	209 612	133 082	57.5	48 240	32 307	49.3	2 180	2 043
7352	Medical equipment rental and leasing ----	26	13	23 528	6 371	269.3	5 345	1 548	245.3	254	143
7353	Heavy construction equipment rental and leasing -----	62	66	55 253	42 796	29.1	14 629	10 578	38.3	483	470
7359	Equipment rental and leasing, n.e.c. ----	207	216	130 831	83 915	55.9	28 266	20 181	40.1	1 443	1 430
736	Personnel supply services -----	339	195	357 075	157 433	126.8	250 324	104 469	139.6	19 532	11 786
7361	Employment agencies -----	109	84	29 409	18 316	60.6	15 199	8 698	74.7	851	647
7363	Help supply services -----	230	111	327 666	139 117	135.5	235 125	95 771	145.5	18 681	11 139
737	Computer programming, data processing, and other computer related services -----	805	475	827 308	351 647	135.3	283 935	131 538	115.9	7 900	5 467
7371, 2, 3	Computer programming, prepackaged software, and integrated systems -----	528	275	656 440	202 612	224.0	227 958	79 281	187.5	5 777	2 993
7371	Computer programming services -----	308	166	140 687	60 881	131.1	68 832	26 115	163.6	1 756	1 033
7372	Prepackaged software -----	157	60	334 502	40 045	735.3	106 258	14 451	635.3	2 447	462
7373	Computer integrated systems -----	63	49	181 251	101 686	78.2	52 868	38 715	36.6	1 574	1 498
7374, 5, 6	Data processing services -----	107	111	95 738	83 371	14.8	32 400	30 373	6.7	1 372	1 554
7374, 5	Computer processing, information retrieval -----	98	103	87 502	76 131	14.9	29 240	27 852	5.0	1 277	1 467
7376	Computer facilities management services -----	9	8	8 236	5 420	52.0	3 160	2 521	25.3	95	87
7377, 8, 9	Computer rental and leasing, maintenance, and related services, n.e.c. -----	170	89	75 130	56 037	34.1	23 577	18 795	25.4	751	780
7377	Computer rental and leasing -----	11	12	3 999	2 675	49.5	1 080	307	251.8	53	34
7378	Computer maintenance and repair -----	64	44	41 376	20 899	98.0	12 707	6 378	99.2	410	269
7379	Computer related services, n.e.c. ----	95	33	29 755	29 725	.1	9 790	11 872	-17.5	288	468
738	Miscellaneous business services -----	891	727	417 997	263 525	58.6	144 805	94 287	53.6	10 698	8 204
7381, 2	Detective agencies and protective services -----	191	143	125 968	74 209	69.7	61 222	37 979	61.2	5 025	3 769
7381	Detective, guard, and armored car services -----	152	122	72 922	53 820	35.5	45 518	31 233	45.7	4 312	3 371
7382	Security systems services -----	39	21	53 046	20 389	160.2	15 704	6 746	132.8	713	398
7383	News syndicates -----	5	5	2 944	(D)	(D)	1 082	(D)	(D)	27	BB
7384	Photofinishing laboratories* -----	94	90	57 550	(D)	(D)	14 967	(D)	(D)	872	GG
7389	Business services, n.e.c. -----	601	489	231 535	141 379	63.8	67 534	42 947	57.2	4 774	3 355
7389 pt.	Sign painting shops -----	32	30	5 585	2 787	100.4	1 770	764	131.7	90	71
7389 pt.	Interior designing -----	62	33	13 553	5 464	148.0	2 597	1 242	109.1	159	85
7389 pt.	Telephone answering services -----	40	53	11 126	6 370	74.7	5 334	2 822	89.0	462	327
7389 pt.	Other business services -----	467	373	201 271	126 758	58.8	57 833	38 119	51.7	4 063	2 872

Table 3a. Comparative Statistics for Firms Subject to Federal Income Tax for the State: 1992 and 1987 — Con.

[Includes only establishments with payroll. For meaning of abbreviations and symbols, see introductory text. For explanation of terms and comparability of 1987 and 1992 censuses, see appendix A]

SIC code	Kind of business or operation	Establishments		Receipts			Annual payroll			Paid employees for pay period including March 12	
		1992 (number)	1987 (number)	1992 (\$1,000)	1987 (\$1,000)	Percent change 1987 to 1992	1992 (\$1,000)	1987 (\$1,000)	Percent change 1987 to 1992	1992 (number)	1987 (number)
75	Automotive repair, services, and parking	2 148	1 986	779 889	542 526	43.8	189 983	129 786	46.4	10 588	9 015
751	Automotive rental and leasing, without drivers	118	122	127 639	105 952	20.5	16 901	15 156	11.5	952	964
7513	Truck rental and leasing, without drivers	51	60	40 528	41 336	-2.0	5 292	6 915	-23.5	241	379
7514, 5	Passenger car rental and leasing	60	52	85 778	62 835	36.5	11 375	7 749	46.8	699	545
7519	Utility trailer and recreational vehicle rental	7	10	1 333	1 781	-25.2	234	492	-52.4	12	40
752	Automobile parking	122	129	39 148	29 811	31.3	6 162	4 313	42.9	383	441
753	Automotive repair shops	1 594	1 496	529 700	359 761	47.2	142 791	95 724	49.2	7 083	6 203
7532	Top, body, and upholstery repair shops and paint shops	399	417	142 056	107 941	31.6	40 699	32 124	26.7	2 034	2 020
7532 pt.	Top and body repair shops	370	388	134 366	102 468	31.1	38 066	30 350	25.4	1 894	1 860
7532 pt.	Paint shops	29	29	7 690	5 473	40.5	2 633	1 774	48.4	140	160
7538	General automotive repair shops	809	733	244 977	154 941	58.1	63 476	39 339	61.4	3 212	2 660
7538 pt.	General automotive repair shops, except diesel	696	653	191 922	115 919	65.6	50 438	29 681	69.9	2 630	2 162
7538 pt.	Diesel repair shops	113	80	53 055	39 022	36.0	13 038	9 658	35.0	582	498
7533, 4, 6, 7, 9	Other automotive repair shops	386	346	142 667	96 879	47.3	38 616	24 261	59.2	1 837	1 523
7533	Automotive exhaust system repair shops	73	66	21 967	11 936	84.0	5 688	2 906	95.7	296	211
7534	Tire retreading and repair shops	18	27	35 395	31 468	12.5	11 132	6 559	69.7	415	387
7536	Automotive glass replacement shops	72	50	24 391	13 381	82.3	5 235	3 203	63.4	279	206
7537	Automotive transmission repair shops	96	75	24 314	15 452	57.4	6 257	4 394	42.4	336	262
7539	Automotive repair shops, n.e.c.	127	128	36 600	24 642	48.5	10 304	7 199	43.1	511	457
7539 pt.	Radiator repair	38	44	12 531	6 184	102.6	3 505	1 724	103.3	155	119
7539 pt.	Brake, front end, and wheel alignment	35	38	9 532	8 024	18.8	3 085	2 525	22.2	141	137
7539 pt.	Automotive electrical and fuel system services	41	29	10 825	6 856	57.9	2 929	1 974	48.4	168	128
7539 pt.	Other automotive repair shops, n.e.c.	13	17	3 712	3 578	3.7	785	976	-19.6	47	73
754	Automotive services, except repair	314	239	83 402	47 002	77.4	24 129	14 593	65.3	2 170	1 407
7542	Carwashes	157	120	28 315	21 199	33.6	8 880	6 927	28.2	1 123	751
7549	Automotive services, except repair and carwashes	157	119	55 087	25 803	113.5	15 249	7 666	98.9	1 047	656
76	Miscellaneous repair services	975	896	354 599	213 284	66.3	105 853	61 845	71.2	5 009	3 760
762	Electrical repair shops	269	253	98 136	60 378	62.5	34 013	18 518	83.7	1 677	1 039
7622	Radio and television repair shops	93	82	33 834	21 156	59.9	12 002	7 170	67.4	554	393
7623, 9	Other electrical and electronic repair shops	176	171	64 302	39 222	63.9	22 011	11 348	94.0	1 123	646
7623	Refrigeration and air-conditioning service and repair shops	30	32	11 777	8 168	44.2	3 309	2 357	40.4	135	124
7629	Electrical and electronic repair shops, n.e.c.	146	139	52 525	31 054	69.1	18 702	8 991	108.0	988	522
763	Watch, clock, and jewelry repair	20	12	3 829	1 769	116.4	1 528	558	173.8	79	39
764	Reupholstery and furniture repair	74	87	9 421	8 069	16.8	2 714	2 393	13.4	180	233
769	Miscellaneous repair and related services	612	544	243 213	143 068	70.0	67 598	40 376	67.4	3 073	2 449
7692	Welding repair	54	60	12 304	12 357	-4	2 908	4 197	-30.7	190	195
7694	Armature rewinding shops	44	46	38 455	28 257	36.1	11 282	7 903	42.8	416	438
7699	Repair shops and related services, n.e.c.	514	438	192 454	102 454	87.8	53 408	28 276	88.9	2 467	1 816
78, 79, 84	Amusement and recreation services, including motion pictures and museums	1 450	1 152	661 190	342 267	93.2	166 313	87 296	90.5	14 080	10 312
781, 2	Motion picture production, distribution, and services	100	66	91 724	41 500	121.0	14 998	7 144	109.9	669	387
783	Motion picture theaters	116	126	75 215	42 214	78.2	8 021	5 582	43.7	1 367	1 264
7832	Motion picture theaters, except drive-in	105	109	73 259	40 823	79.5	7 766	5 329	45.7	1 347	1 238
7833	Drive-in motion picture theaters	11	17	1 956	1 391	40.6	255	253	.8	20	26
784	Video tape rental	357	267	82 817	38 550	114.8	18 847	8 260	128.2	2 093	1 139
792	Theatrical producers (except motion picture), bands, orchestras, and entertainers	73	53	16 626	11 657	42.6	5 016	2 231	124.8	454	237
7922	Theatrical producers (except motion picture) and miscellaneous theatrical services	31	20	9 773	6 638	47.2	3 027	1 366	121.6	274	121
7929	Bands, orchestras, actors, and other entertainers and entertainment groups	42	33	6 853	5 019	36.5	1 989	865	129.9	180	116
793	Bowling centers	86	97	34 772	28 258	23.1	9 213	8 199	12.4	1 023	1 043
79 ex. 792, 3, 4, 84	Commercial sports and other amusement and recreation services, including museums	718	543	360 036	190 026	89.5	110 218	55 880	97.2	8 474	6 242
794	Commercial sports	28	26	60 687	29 485	105.8	33 289	12 223	172.3	909	304
7941	Professional sports clubs, managers, promoters	18	11	37 594	16 056	134.1	24 476	8 666	182.4	279	170
7948	Racing, including track operation	10	15	23 093	13 429	72.0	8 813	3 557	147.8	630	134
79 ex. 792, 3, 4, 84	Other amusement and recreation services, including museums	690	517	299 349	160 541	86.5	76 929	43 657	76.2	7 565	5 938
791	Dance studios, schools, and halls	40	30	3 904	2 034	91.9	991	486	103.9	171	107
7991	Physical fitness facilities	123	96	51 090	21 675	135.7	15 680	6 773	131.5	1 745	1 086
7992	Public golf courses	72	47	34 266	14 073	143.5	10 040	3 927	155.7	729	355
7993	Coin-operated amusement devices	78	66	26 945	17 075	57.8	4 925	3 878	27.0	422	319
7996	Amusement parks	6	7	5 043	3 702	36.2	1 814	1 305	39.0	142	121
7997	Membership sports and recreation clubs	77	81	44 951	33 405	34.6	15 689	11 059	41.9	1 046	1 223
7999, 84	Amusement and recreation services, including museums, n.e.c.	294	190	133 150	68 577	94.2	27 790	16 229	71.2	3 310	2 727

Table 3a. Comparative Statistics for Firms Subject to Federal Income Tax for the State: 1992 and 1987 — Con.

[Includes only establishments with payroll. For meaning of abbreviations and symbols, see introductory text. For explanation of terms and comparability of 1987 and 1992 censuses, see appendix A]

SIC code	Kind of business or operation	Establishments		Receipts			Annual payroll			Paid employees for pay period including March 12	
		1992 (number)	1987 (number)	1992 (\$1,000)	1987 (\$1,000)	Percent change 1987 to 1992	1992 (\$1,000)	1987 (\$1,000)	Percent change 1987 to 1992	1992 (number)	1987 (number)
80	Health services	5 641	5 573	2 958 994	1 930 582	53.3	1 297 116	854 340	51.8	48 140	43 257
801	Offices and clinics of doctors of medicine ..	2 263	2 347	1 491 857	966 890	54.3	713 978	473 353	50.8	16 735	13 476
8011 pt.	Offices of doctors of medicine	2 202	2 295	1 408 725	881 566	59.8	679 028	424 499	60.0	15 625	12 510
8011 pt.	General medical clinics	61	52	83 132	37 594	121.1	34 950	16 037	117.9	1 110	591
802	Offices and clinics of dentists	1 587	1 604	526 242	336 598	56.3	196 863	119 096	65.3	8 487	7 491
803	Offices and clinics of doctors of osteopathy	112	100	32 862	21 394	53.6	12 765	9 436	35.3	479	426
804	Offices and clinics of other health practitioners	1 072	929	197 499	158 145	24.9	58 114	45 744	27.0	3 200	2 967
8041	Offices and clinics of chiropractors	428	398	60 225	66 955	-10.1	15 097	18 710	-19.3	990	1 238
8042	Offices and clinics of optometrists	222	232	51 605	49 704	3.8	11 225	11 048	1.6	765	830
8043	Offices and clinics of podiatrists	61	75	13 796	10 434	32.2	4 264	2 784	53.2	179	175
8049	Offices and clinics of health practitioners, n.e.c.	361	224	71 873	31 052	131.5	27 528	13 202	108.5	1 266	724
805	Nursing and personal care facilities	191	213	330 577	224 012	47.6	166 063	110 217	50.7	12 312	12 883
8051	Skilled nursing care facilities	118	131	246 448	164 332	50.0	118 142	81 728	44.6	8 539	9 602
8052	Intermediate care facilities	50	53	68 903	34 200	101.5	40 702	16 177	151.6	3 075	2 162
8059	Nursing and personal care facilities, n.e.c.	23	29	15 226	25 480	-40.2	7 219	12 312	-41.4	698	1 119
806	Hospitals	11	15	143 744	96 574	48.8	51 611	42 712	20.8	2 322	2 472
807, 8, 9	Other health services	405	365	236 213	126 969	86.0	97 722	53 782	81.7	4 605	3 542
807	Medical and dental laboratories	201	223	115 040	73 011	57.6	49 204	31 971	53.9	1 773	1 710
8071	Medical laboratories	70	73	85 114	49 578	71.7	37 778	22 859	65.3	1 234	1 150
8072	Dental laboratories	131	150	29 926	23 433	27.7	11 426	9 112	25.4	539	560
808	Home health care services	73	42	44 981	12 790	251.7	21 934	6 838	220.8	1 715	919
809	Miscellaneous health and allied services, n.e.c.	131	100	76 192	41 168	85.1	26 584	14 973	77.5	1 117	913
8092	Kidney dialysis centers	6	3	11 273	(D)	(D)	3 082	(D)	(D)	103	BB
8093	Specialty outpatient facilities, n.e.c.	84	64	46 307	25 898	78.8	17 906	10 541	69.9	732	600
8099	Health and allied services, n.e.c.	41	33	18 612	(D)	(D)	5 596	(D)	(D)	282	EE
81	Legal services	1 770	1 618	800 984	552 933	44.9	281 162	195 693	43.7	8 950	7 871
823, 4, 9	Selected educational services	208	127	57 813	45 503	27.1	19 640	16 526	18.8	1 277	1 130
823	Libraries	1	1	(D)	(D)	(D)	(D)	(D)	(D)	AA	AA
824	Vocational schools	80	57	29 440	37 291	-21.1	10 286	13 910	-26.1	604	878
829	Schools and educational services, n.e.c.	127	69	(D)	(D)	(D)	(D)	(D)	(D)	FF	EE
83	Social services	1 096	875	234 556	118 318	98.2	82 379	44 613	84.7	7 567	5 502
835	Child day care services	364	318	46 646	24 722	88.7	20 613	10 945	88.3	2 495	1 893
832, 3, 6, 9	Other social services	732	557	187 910	93 596	100.8	61 766	33 668	83.5	5 072	3 609
87 ex. 8733	Engineering, accounting, research, management, and related services (except noncommercial research organizations) ..	3 157	2 585	1 385 311	769 017	80.1	584 577	323 385	80.8	19 911	14 658
871	Engineering, architectural, and surveying services	887	701	585 956	314 129	86.5	264 035	139 557	89.2	7 137	4 839
8711	Engineering services	513	382	440 558	221 493	98.9	210 109	104 780	100.5	5 281	3 268
8712	Architectural services	240	204	120 912	79 569	52.0	42 463	28 862	47.1	1 368	1 193
8713	Surveying services	134	115	24 486	13 067	87.4	11 463	5 915	93.8	488	378
872	Accounting, auditing, and bookkeeping services	1 264	1 156	343 562	239 194	43.6	130 740	96 491	35.5	6 069	5 333
873 ex. 8733	Research, development, and testing services (except noncommercial research organizations)	180	134	97 365	44 234	120.1	41 123	20 592	99.7	1 812	1 348
8731	Commercial physical and biological research	59	36	32 114	14 666	119.0	14 376	7 532	90.9	400	269
8732	Commercial economic, sociological, and educational research	54	65	24 730	13 296	86.0	9 588	5 601	71.2	717	708
8734	Testing laboratories	67	33	40 521	16 272	149.0	17 159	7 459	130.0	695	371
874	Management and public relations services ..	826	594	358 428	171 460	109.0	148 679	66 745	122.8	4 893	3 138
8741	Management services	181	146	148 001	70 483	110.0	64 528	30 939	108.6	2 484	1 518
8742	Management consulting services	393	293	114 297	54 544	109.6	49 439	20 444	141.8	1 362	904
8743	Public relations services	70	66	38 533	18 233	111.3	13 948	7 484	86.4	368	333
8744	Facilities support management services ..	8	-	3 629	-	(X)	1 691	-	(X)	90	-
8748	Business consulting services, n.e.c.	174	89	53 968	28 200	91.4	19 073	7 878	142.1	589	383
89	Services, n.e.c.	178	200	64 014	19 895	221.8	27 145	6 964	289.8	934	496

Table 3b. Comparative Statistics for Firms Exempt From Federal Income Tax for the State: 1992 and 1987

[Includes only establishments with payroll. For meaning of abbreviations and symbols, see introductory text. For explanation of terms and comparability of 1987 and 1992 censuses, see appendix A]

SIC code	Kind of business or operation	Establishments		Expenses			Annual payroll			Paid employees for pay period including March 12	
		1992 (number)	1987 (number)	1992 (\$1,000)	1987 (\$1,000)	Percent change 1987 to 1992	1992 (\$1,000)	1987 (\$1,000)	Percent change 1987 to 1992	1992 (number)	1987 (number)
	Total -----	3 057	2 467	4 180 612	2 415 435	73.1	1 857 473	1 123 424	65.3	87 394	70 869
7032, 704	Camps and membership lodging -----	83	79	12 483	7 628	63.6	2 548	1 503	69.5	404	316
792, 7991 pt., 7997, 7999 pt., 84	Selected amusement, recreation, and related services -----	196	140	137 547	74 655	84.2	52 727	30 453	73.1	3 549	2 905
792	Theatrical producers (except motion picture), bands, orchestras, and entertainers -----	61	33	38 967	22 133	76.1	16 096	9 865	63.2	1 050	1 006
7991 pt., 7997	Gymnasiums, athletic clubs, and membership sports and recreation clubs -----	79	60	54 338	30 856	76.1	21 548	12 526	72.0	1 575	1 100
7999 pt. 84	Fairs -----	6	4	1 778	797	123.1	278	96	189.6	15	130
	Museums, art galleries, and botanical and zoological gardens -----	50	43	42 464	20 869	103.5	14 805	7 966	85.9	909	669
8011 pt.; 8021 pt.; 805, 6, 8, 9	Selected health services -----	253	216	3 047 890	1 781 254	71.1	1 403 258	854 742	64.2	53 787	44 301
8011 pt., 8021 pt.	Clinics of doctors of medicine and dentists -----	53	41	(D)	(D)	(D)	(D)	(D)	(D)	HH	GG
805	Nursing and personal care facilities -----	50	41	118 441	69 764	69.8	64 752	35 989	79.9	4 581	3 655
806	Hospitals -----	68	74	2 583 109	1 591 906	62.3	1 212 826	756 417	60.3	43 529	37 391
808, 9	Other health services -----	82	60	78 654	(D)	(D)	42 030	(D)	(D)	2 519	GG
808	Home health care services -----	15	13	36 484	(D)	(D)	19 326	(D)	(D)	1 248	FF
809	Miscellaneous health and allied services, n.e.c. -----	67	47	42 170	18 733	125.1	22 704	10 076	125.3	1 271	677
8111 pt.	Legal aid societies and similar legal services -----	33	28	17 873	10 584	68.9	10 410	6 251	66.5	388	314
823, 4, 9	Selected educational services -----	81	70	21 975	24 412	-10.0	8 616	11 037	-21.9	621	865
83	Social services -----	1 309	958	531 154	292 714	81.5	235 588	133 346	76.7	19 082	14 740
835	Child day care services -----	265	210	31 411	22 460	39.9	16 953	11 693	45.0	1 935	1 837
832, 3, 6, 9	Other social services -----	1 044	748	499 743	270 254	84.9	218 635	121 653	79.7	17 147	12 903
861, 2, 4, 9	Selected membership organizations -----	1 013	931	324 077	186 211	74.0	107 736	69 125	55.9	8 077	6 541
861	Business associations -----	256	216	88 499	51 479	71.9	30 810	19 930	54.6	1 198	976
864	Civic, social, and fraternal associations -----	536	515	148 684	84 123	76.7	48 415	30 887	56.7	5 408	4 290
862, 9	Other membership organizations -----	221	200	86 894	50 609	71.7	28 511	18 308	55.7	1 471	1 275
873, 4 ex. 8744	Research, testing, and consulting services, except facilities support management services -----	89	45	87 613	37 977	130.7	36 590	16 967	115.7	1 486	887
873	Research, development, and testing services -----	67	33	83 514	36 083	131.4	34 757	16 167	115.0	1 389	848
8731	Commercial physical and biological research -----	4	1	(D)	(D)	(D)	(D)	(D)	(D)	BB	AA
8732	Commercial economic, sociological, and educational research -----	13	3	13 046	(D)	(D)	5 776	(D)	(D)	158	CC
8733	Noncommercial research organizations -----	47	26	66 693	27 745	140.4	26 881	11 822	127.4	1 162	684
8734	Testing laboratories -----	3	3	(D)	(D)	(D)	(D)	(D)	(D)	AA	BB
874 ex. 8744	Management and public relations services, except facilities support management services -----	22	12	4 099	1 894	116.4	1 833	800	129.1	97	39

Places With 2,500 Inhabitants or More: 1992

appendix A. For information on geographic areas followed by ▲, see appendix F]

Selected kind-of-business or operation groups —Con.														
Miscellaneous repair services (SIC 76)		Amusement and recreation services, including motion pictures and museums (SIC 78, 79, 84)		Health services (SIC 80)		Legal services (SIC 81)		Selected educational services (SIC 823, 4, 9)		Social services (SIC 83)		Engineering, accounting, research, management, and related services (except noncommercial research organizations) (SIC 87 ex. 8733)		
Number	Receipts (\$1,000)	Number	Receipts (\$1,000)	Number	Receipts (\$1,000)	Number	Receipts (\$1,000)	Number	Receipts (\$1,000)	Number	Receipts (\$1,000)	Number	Receipts (\$1,000)	
975	354 599	1 450	661 190	5 641	2 958 994	1 770	800 984	208	57 813	1 096	234 556	3 157	1 385 311	1
9	1 592	12	1 447	23	5 117	7	1 365	—	—	7	(D)	9	2 378	2
8	(D)	9	1 112	22	(D)	7	1 365	—	—	6	315	6	(D)	3
1	(D)	3	335	1	(D)	—	—	—	—	1	(D)	3	(D)	4
12	(D)	38	9 396	134	74 332	37	6 319	6	2 296	26	4 713	95	44 863	5
1	(D)	3	627	11	4 416	—	—	—	—	1	(D)	3	(D)	6
9	1 321	25	6 451	114	67 744	35	(D)	5	(D)	19	3 803	71	39 591	7
1	(D)	4	(D)	2	(D)	1	(D)	—	—	1	(D)	6	1 168	8
1	(D)	6	(D)	7	(D)	1	(D)	1	(D)	5	(D)	15	(D)	9
87	28 306	120	48 367	464	237 749	103	19 168	20	(D)	86	18 826	307	98 999	10
8	1 487	6	1 787	26	10 164	7	1 440	—	—	3	(D)	9	1 706	11
3	(D)	5	1 165	16	9 136	6	910	1	(D)	5	939	11	2 343	12
8	4 864	19	6 684	85	27 819	20	4 369	6	(D)	19	4 007	90	(D)	13
9	8 391	12	(D)	57	(D)	11	1 779	2	(D)	5	1 599	22	(D)	14
5	638	1	(D)	9	4 658	3	371	—	—	1	(D)	3	(D)	15
2	(D)	8	(D)	65	50 877	26	5 549	—	—	9	2 014	16	5 260	16
—	(D)	1	(D)	—	(D)	—	(D)	1	(D)	—	(D)	2	(D)	17
3	(D)	7	611	11	4 217	—	—	—	—	3	(D)	3	254	18
1	(D)	1	(D)	25	10 055	2	—	—	—	2	(D)	1	(D)	19
3	(D)	5	1 660	31	11 189	7	1 327	1	(D)	4	765	20	3 130	20
7	(D)	3	(D)	10	1 843	6	609	—	—	3	(D)	15	(D)	21
38	(D)	52	26 721	129	(D)	15	(D)	9	(D)	32	5 667	115	26 093	22
11	3 074	29	8 640	50	15 424	18	3 704	—	—	10	(D)	22	5 129	23
2	(D)	11	1 682	29	10 637	13	2 621	—	—	5	(D)	9	3 812	24
4	1 343	10	2 723	15	3 240	3	(D)	—	—	4	(D)	8	749	25
1	(D)	2	(D)	2	(D)	—	(D)	—	—	—	(D)	—	(D)	26
4	(D)	6	(D)	4	(D)	2	(D)	—	—	1	(D)	4	(D)	27
3	(D)	11	3 036	38	12 127	10	2 358	1	(D)	10	(D)	15	1 789	28
1	(D)	6	1 351	19	6 771	5	1 319	—	—	1	(D)	4	762	29
—	(D)	2	(D)	6	1 359	1	(D)	1	(D)	3	(D)	2	(D)	30
2	(D)	3	(D)	13	3 997	4	(D)	—	—	6	(D)	9	(D)	31
23	6 781	29	5 614	115	59 953	32	6 630	—	—	113	1 272	45	14 072	32
11	2 035	9	1 956	64	39 381	13	3 789	2	(D)	4	(D)	21	7 055	33
2	(D)	3	(D)	5	1 603	6	856	—	—	6	511	4	567	34
4	265	1	(D)	5	2 166	2	(D)	—	—	1	(D)	3	(D)	35
2	(D)	8	2 350	32	15 186	9	1 652	1	(D)	3	235	10	1 352	36
4	(D)	8	1 133	9	1 617	2	(D)	—	—	5	(D)	7	(D)	37
2	(D)	6	700	21	7 211	6	1 112	—	—	4	(D)	9	1 800	38
2	(D)	6	700	20	(D)	6	1 112	—	—	4	(D)	8	(D)	39
—	(D)	—	(D)	1	(D)	—	(D)	—	—	—	(D)	—	(D)	40
5	434	10	2 462	30	9 834	12	1 469	1	(D)	8	(D)	19	2 882	41
5	434	5	1 012	18	7 180	4	704	—	—	3	(D)	6	1 686	42
—	(D)	5	1 450	12	2 654	8	765	1	(D)	5	(D)	13	1 196	43
38	9 984	68	37 234	150	90 452	52	15 598	9	1 507	19	2 382	105	31 522	44
24	6 835	29	9 920	110	73 947	41	13 204	7	(D)	14	2 115	63	19 224	45
6	1 635	16	2 785	24	9 651	6	1 229	—	—	3	(D)	13	2 630	46
8	1 514	23	24 529	16	6 854	5	1 165	2	(D)	2	(D)	29	9 668	47
25	7 790	37	6 895	182	95 356	37	6 197	3	(D)	30	5 656	74	13 150	48
—	(D)	2	(D)	10	3 585	1	(D)	—	—	1	(D)	4	(D)	49
—	(D)	3	291	7	2 378	2	(D)	—	—	1	(D)	5	1 007	50
16	4 721	16	(D)	125	80 428	31	5 748	3	(D)	15	4 894	37	7 010	51
2	(D)	4	777	7	1 604	1	(D)	—	—	1	(D)	2	(D)	52
7	(D)	2	(D)	3	710	1	(D)	—	—	3	91	4	(D)	53
1	(D)	—	(D)	30	6 651	1	(D)	—	—	9	(D)	22	(D)	54
2	(D)	6	732	10	(D)	3	877	—	—	3	(D)	6	1 309	56
1	(D)	5	435	10	2 351	4	1 819	—	—	3	(D)	3	537	57
1	(D)	4	(D)	10	2 351	4	1 819	—	—	2	(D)	3	537	58
—	(D)	1	(D)	—	(D)	—	(D)	—	—	1	(D)	—	(D)	59
2	(D)	12	13 792	41	12 546	13	1 728	1	(D)	9	560	22	3 386	60
1	(D)	7	(D)	35	7 551	13	1 728	1	(D)	5	293	16	2 587	61
1	(D)	5	(D)	6	4 995	—	—	—	—	4	267	6	799	62
61	13 883	89	31 041	289	163 385	75	20 361	12	3 564	67	10 619	123	25 342	63
6	864	19	6 203	66	17 038	7	(D)	4	(D)	17	1 699	17	1 817	64
8	1 592	2	(D)	12	9 126	2	(D)	—	—	3	(D)	4	299	65
—	(D)	4	(D)	1	(D)	—	(D)	—	—	2	(D)	1	(D)	66
29	7 262	38	16 096	183	130 929	64	16 797	6	(D)	36	7 445	76	19 667	67
1	(D)	1	(D)	—	(D)	—	(D)	—	—	—	(D)	—	(D)	68
—	(D)	4	440	2	(D)	—	(D)	—	—	—	(D)	—	(D)	69
17	(D)	21	(D)	24	5 559	2	(D)	2	(D)	9	(D)	25	(D)	70
2	(D)	3	(D)	9	3 166	4	614	—	—	2	(D)	5	688	71
2	(D)	3	(D)	2	(D)	4	614	—	—	2	(D)	3	(D)	72
13	2 398	37	11 935	133	69 966	28	5 053	3	(D)	18	2 189	42	6 316	74
9	1 334	17	4 987	118	67 391	26	(D)	2	(D)	15	1 585	33	5 938	75
4	1 064	20	6 948	15	2 575	2	(D)	1	(D)	3	604	9	378	76
15	2 218	32	12 366	102	39 629	31	4 832	—	—	21	3 037	35	8 897	77
9	(D)	24	4 889	84	34 105	30	(D)	—	—	7	2 186	24	6 093	78
6	(D)	8	7 477	18	5 524	1	(D)	—	—	14	851	11	2 804	79
2	(D)	4	372	9	2 403	3	432	—	—	1	(D)	5	1 183	80
2	(D)	3	(D)	9	2 403	3	432	—	—	1	(D)	4	(D)	81
—	(D)	1	(D)	—	(D)	—	(D)	—	—	—	(D)	—	(D)	82

Table 4. Summary Statistics for Firms Subject to Federal Income Tax for Counties and for

[Includes only establishments with payroll. For meaning of abbreviations and symbols, see introductory text. For explanation of terms and comparability of 1987 and 1992 censuses, see

	Geographic area	Establishments (number)	Receipts (\$1,000)	Annual payroll (\$1,000)	First-quarter payroll (\$1,000)	Paid employees for pay period including March 12 (number)	Selected kind-of-business or operation groups							
							Hotels, rooming houses, camps, and other lodging places (except membership lodging) (SIC 70 ex. 704)		Personal services (SIC 72)		Business services (SIC 73)		Automotive repair, services, and parking (SIC 75)	
							Number	Receipts (\$1,000)	Number	Receipts (\$1,000)	Number	Receipts (\$1,000)	Number	Receipts (\$1,000)
1	Lane County -----	2 399	953 595	366 981	80 708	19 067	67	53 626	222	48 971	369	172 343	208	70 397
2	Cottage Grove -----	70	18 106	6 026	1 285	453	4	(D)	10	1 758	7	368	7	1 474
3	Eugene -----	1 599	724 103	288 668	63 283	14 158	24	29 379	142	35 706	254	148 571	119	47 995
4	Florence -----	84	21 079	7 054	1 556	503	13	3 530	8	661	7	(D)	7	1 163
5	Junction City -----	47	7 022	2 027	334	132	1	(D)	4	403	8	679	7	827
6	Oakridge -----	31	2 297	636	149	76	2	(D)	2	(D)	2	(D)	3	268
7	Springfield -----	313	122 399	44 499	10 072	2 463	8	11 303	38	8 494	44	12 369	43	12 979
8	Veneta -----	4	211	74	14	3	—	—	2	(D)	1	(D)	—	—
9	Balance of county -----	251	58 378	17 997	4 015	1 279	15	(D)	16	(D)	46	(D)	22	5 691
10	Lincoln County -----	353	118 443	36 537	8 519	2 517	98	57 675	31	4 519	27	7 108	13	3 557
11	Lincoln City -----	94	30 531	8 534	1 988	664	33	17 098	7	900	8	741	2	(D)
12	Newport -----	154	50 779	16 775	3 771	1 071	30	15 354	21	3 297	13	5 993	7	2 223
13	Toledo -----	14	2 159	539	133	40	1	(D)	—	—	1	(D)	—	—
14	Balance of county -----	91	34 974	10 689	2 627	742	34	(D)	3	322	5	(D)	4	(D)
15	Linn County -----	505	148 172	56 613	12 350	3 369	11	(D)	55	9 248	47	23 846	57	13 207
16	Albany (part) ▲ -----	312	102 871	41 383	9 010	2 341	7	(D)	34	(D)	28	17 094	37	9 416
17	Lebanon -----	92	26 506	8 691	1 793	576	2	(D)	13	2 707	8	1 354	10	1 596
18	Sweet Home -----	32	5 594	1 978	458	183	3	(D)	6	(D)	2	(D)	—	—
19	Balance of county -----	69	13 201	4 561	1 089	269	2	(D)	2	(D)	9	(D)	10	2 195
20	Malheur County -----	189	47 381	12 516	2 695	881	9	4 586	21	3 102	13	2 839	29	7 894
21	Nyssa -----	13	1 283	360	106	35	—	—	3	(D)	—	—	1	(D)
22	Ontario -----	150	40 785	11 036	2 366	768	8	(D)	17	2 781	10	2 391	22	6 617
23	Balance of county -----	26	5 313	1 120	223	78	1	(D)	1	(D)	3	448	6	(D)
24	Marion County -----	1 729	683 784	252 988	56 623	13 925	25	(D)	155	32 648	263	114 459	151	41 403
25	Keizer -----	65	11 724	2 900	716	240	—	—	7	459	11	1 485	11	2 908
26	Mount Angel -----	12	4 751	1 339	350	90	—	—	—	—	—	—	2	(D)
27	Salem (part) ▲ -----	1 149	520 562	200 483	44 671	10 595	16	(D)	91	24 196	181	86 407	88	(D)
28	Silverton -----	55	14 454	4 989	1 177	349	1	(D)	6	970	6	1 710	7	2 336
29	Stayton -----	60	12 433	3 802	856	265	—	—	8	1 405	6	1 198	3	547
30	Woodburn -----	93	21 078	6 626	1 514	532	2	(D)	15	2 195	6	(D)	6	1 182
31	Balance of county -----	295	98 782	32 849	7 339	1 854	6	(D)	28	3 423	53	(D)	34	(D)
32	Morrow County -----	19	3 306	931	203	86	4	1 526	1	(D)	4	(D)	2	(D)
33	Multnomah County -----	6 450	4 092 270	1 541 094	349 639	68 228	98	199 064	475	157 311	1 248	930 043	660	315 425
34	Gresham -----	409	140 011	48 539	10 803	2 925	4	(D)	55	8 903	55	11 353	52	27 187
35	Lake Oswego (part) ▲ -----	30	41 152	13 127	3 093	404	1	(D)	—	—	7	(D)	—	—
36	Milwaukie (part) ▲ -----	9	4 704	774	202	66	—	—	1	(D)	2	(D)	2	(D)
37	Portland (part) ▲ -----	5 491	3 670 025	1 394 766	316 727	60 300	84	(D)	386	(D)	1 087	851 769	544	249 671
38	Troutdale -----	39	11 745	3 506	887	289	2	(D)	2	(D)	10	1 595	2	(D)
39	Wood Village -----	1	(D)	(D)	(D)	AA	1	(D)	—	—	—	—	—	—
40	Balance of county -----	471	(D)	(D)	(D)	HH	6	(D)	31	(D)	87	(D)	60	36 631
41	Polk County -----	214	51 342	18 437	4 277	1 085	3	(D)	29	2 833	34	4 067	14	3 793
42	Dallas -----	62	21 535	9 054	2 075	461	1	(D)	7	528	4	(D)	4	492
43	Independence -----	30	11 316	4 120	994	234	—	—	5	496	2	(D)	5	2 084
44	Monmouth -----	28	3 559	1 111	275	106	2	(D)	4	(D)	5	684	—	—
45	Salem (part) ▲ -----	65	11 051	2 840	626	213	—	—	11	1 392	13	1 435	2	(D)
46	Balance of county -----	29	3 881	1 312	307	71	—	—	2	(D)	10	(D)	3	(D)
47	Sherman County -----	6	1 349	311	78	39	2	(D)	—	—	1	(D)	—	—
48	Tillamook County -----	139	36 449	12 359	2 663	886	34	9 978	7	984	12	2 638	11	2 412
49	Tillamook -----	65	18 144	7 149	1 519	486	7	1 829	3	676	6	2 076	9	(D)
50	Balance of county -----	74	18 305	5 210	1 144	400	27	8 149	4	308	6	562	2	(D)
51	Umatilla County -----	364	102 307	32 092	7 165	2 133	23	10 105	42	5 797	38	10 955	35	10 060
52	Hermiston -----	112	27 040	8 033	1 882	485	4	1 439	15	2 521	13	2 900	8	2 576
53	Milton-Freewater -----	30	7 596	3 144	777	262	1	(D)	4	(D)	4	781	1	(D)
54	Pendleton -----	162	54 904	17 110	3 756	1 080	8	6 587	20	2 519	14	6 451	22	6 647
55	Umatilla -----	14	2 752	835	147	65	4	(D)	2	(D)	1	(D)	—	—
56	Balance of county -----	46	10 015	2 970	603	241	6	(D)	1	(D)	6	(D)	4	(D)
57	Union County -----	149	41 076	14 277	3 064	821	9	4 112	12	1 095	17	2 410	20	3 209
58	La Grande -----	123	37 314	13 418	2 878	740	9	4 112	9	1 007	14	(D)	13	2 050
59	Balance of county -----	26	3 762	859	186	81	—	—	3	88	3	(D)	7	1 159
60	Wallowa County -----	51	8 864	2 390	470	174	9	1 675	4	242	1	(D)	5	1 286
61	Wasco County -----	163	39 739	13 797	3 132	862	14	2 902	22	2 235	19	2 774	9	2 021
62	City of the Dalles -----	143	36 505	12 690	2 924	806	9	2 395	22	2 235	13	1 901	8	(D)
63	Balance of county -----	20	3 234	1 107	208	56	5	507	—	—	6	873	1	(D)
64	Washington County -----	2 909	1 583 350	604 828	133 551	24 795	34	28 723	270	50 067	632	567 854	231	97 098
65	Beaverton -----	642	442 867	170 651	37 462	6 914	7	14 035	69	13 789	170	198 493	40	34 610
66	Cornelius -----	23	5 676	2 542	458	125	—	—	4	321	3	914	5	672
67	Forest Grove -----	103	30 027	13 252	3 091	776	4	456	10	1 293	9	2 536	11	2 291
68	Hillsboro -----	376	139 047	51 210	11 286	2 721	5	(D)	34	5 074	50	35 640	42	11 759
69	Lake Oswego (part) ▲ -----	13	5 613	1 057	243	39	—	—	1	(D)	4	(D)	2	(D)
70	Portland (part) ▲ -----	23	15 911	7 128	1 544	332	—	—	1	(D)	4	(D)	—	—
71	Sherwood -----	15	5 802	1 711	396	145	—	—	—	—	5	1 573	2	(D)
72	Tigard -----	460	255 457	99 492	21 846	3 948	6	(D)	49	9 442	109	81 932	31	12 240
73	Tualatin (part) ▲ -----	150	66 563	24 293	5 579	1 251	3	3 487	19	(D)	31	(D)	16	(D)
74	Wilsonville (part) ▲ -----	9	13 951	5 091	978	163	1	(D)	—	—	5	(D)	—	—
75	Balance of county -----	1 095	602 436	228 401	50 668	8 381	8	(D)	83	16 785	242	221 286	82	25 805
76	Wheeler County -----	2	(D)	(D)	(D)	AA	1	(D)	—	—	—	—	—	—
77	Yamhill County -----	374	131 754	39 864	9 250	2 659	9	(D)	43	6 390	42	18 818	37	9 674
78	McMinnville -----	177	86 706	26 598	5 998	1 564	5	1 915	18	3 580	20	15 655	16	4 775
79	Newberg -----	112	27 124	8 661	2 236	741	2	(D)	18	2 269	8	2 179	10	2 166
80	Sheridan -----	8	2 613	949	226	70	—	—	2	(D)	—	—	1	(D)
81	Balance of county -----	77	15 311	3 656	790	284	2	(D)	5	(D)	14	984	10	(D)

Places With 2,500 Inhabitants or More: 1992 —Con.

appendix A. For information on geographic areas followed by ▲, see appendix F]

Selected kind-of-business or operation groups —Con.														
Miscellaneous repair services (SIC 76)		Amusement and recreation services, including motion pictures and museums (SIC 78, 79, 84)		Health services (SIC 80)		Legal services (SIC 81)		Selected educational services (SIC 823, 4, 9)		Social services (SIC 83)		Engineering, accounting, research, management, and related services (except noncommercial research organizations) (SIC 87 ex. 8733)		
Number	Receipts (\$1,000)	Number	Receipts (\$1,000)	Number	Receipts (\$1,000)	Number	Receipts (\$1,000)	Number	Receipts (\$1,000)	Number	Receipts (\$1,000)	Number	Receipts (\$1,000)	
97	27 137	135	50 162	584	335 803	205	67 506	23	7 815	119	19 529	350	96 117	1
2	(D)	6	2 171	17	7 295	4	666	—	—	3	240	10	1 049	2
60	14 786	68	26 403	407	255 790	178	61 636	21	(D)	79	15 057	233	78 134	3
3	890	9	1 803	19	9 227	8	1 089	—	—	2	(D)	8	1 236	4
2	(D)	1	(D)	9	3 385	2	(D)	—	—	5	212	8	839	5
1	(D)	3	(D)	3	752	1	(D)	—	—	—	—	13	345	6
15	7 592	22	9 322	89	46 101	9	3 508	1	(D)	12	(D)	31	9 124	7
—	—	—	—	1	(D)	—	—	—	—	—	—	—	—	8
14	(D)	26	(D)	39	(D)	3	(D)	1	(D)	18	(D)	47	5 390	9
21	4 246	24	5 890	60	20 164	25	6 949	1	(D)	15	(D)	37	6 175	10
5	736	6	1 069	18	6 551	5	1 813	—	—	4	(D)	6	882	11
6	1 774	6	(D)	32	11 162	17	4 685	—	—	5	(D)	17	3 141	12
2	(D)	1	(D)	3	794	3	451	—	—	1	(D)	2	(D)	13
8	(D)	11	2 006	7	1 657	—	—	1	(D)	5	(D)	12	(D)	14
29	6 881	36	7 702	146	58 744	26	7 567	7	1 174	31	4 009	59	10 883	15
20	(D)	17	4 898	96	40 701	22	6 826	3	(D)	18	(D)	30	(D)	16
3	(D)	9	1 558	32	13 736	2	(D)	—	—	5	(D)	8	1 357	17
1	(D)	2	(D)	10	2 917	2	(D)	1	(D)	3	111	5	466	18
5	736	8	(D)	8	1 390	—	—	3	(D)	5	(D)	16	(D)	19
13	2 236	12	2 398	51	15 743	13	4 112	—	—	13	1 786	15	2 685	20
2	(D)	3	(D)	2	(D)	1	(D)	—	—	—	—	1	(D)	21
7	(D)	7	2 013	47	15 338	8	3 092	—	—	12	(D)	12	(D)	22
4	(D)	2	(D)	2	(D)	4	(D)	—	—	1	(D)	2	(D)	23
81	19 715	96	45 521	452	238 934	154	42 026	20	(D)	121	41 372	202	83 036	24
3	(D)	8	2 984	7	1 566	2	(D)	1	(D)	5	485	8	484	25
1	(D)	1	(D)	4	1 615	1	(D)	—	—	2	(D)	—	—	26
37	(D)	47	30 502	320	178 614	130	(D)	18	(D)	73	(D)	145	74 499	27
1	(D)	4	456	19	7 238	4	573	—	—	4	242	2	(D)	28
5	1 129	5	687	21	5 939	5	646	—	—	3	83	4	799	29
5	573	9	1 853	27	9 834	6	1 206	1	(D)	7	1 353	9	1 477	30
29	5 243	22	(D)	54	34 128	6	(D)	—	—	27	(D)	34	(D)	31
2	(D)	1	(D)	1	(D)	1	(D)	—	—	1	(D)	2	(D)	32
250	141 054	329	253 386	1 406	818 087	675	520 914	55	15 280	220	57 853	977	653 973	33
8	1 720	27	12 226	130	61 868	17	2 997	3	(D)	20	6 578	36	4 833	34
—	—	—	—	9	(D)	5	(D)	1	(D)	1	(D)	5	(D)	35
—	—	1	(D)	2	(D)	—	—	—	—	—	—	1	(D)	36
204	118 568	271	210 720	1 155	703 381	647	(D)	46	(D)	154	40 875	862	610 582	37
5	(D)	2	(D)	3	(D)	1	(D)	3	(D)	6	(D)	3	(D)	38
—	—	—	—	—	—	—	—	—	—	—	—	—	—	39
33	(D)	28	(D)	107	45 682	5	(D)	2	(D)	39	(D)	70	(D)	40
4	2 684	17	2 661	72	30 387	12	2 368	2	(D)	5	337	22	1 662	41
—	—	4	537	29	17 492	4	1 084	—	—	1	(D)	8	841	42
2	(D)	4	1 001	11	6 472	—	—	—	—	—	—	1	(D)	43
—	—	3	(D)	7	1 219	2	(D)	2	(D)	1	(D)	2	(D)	44
1	(D)	4	750	20	4 309	6	(D)	—	—	1	(D)	7	425	45
1	(D)	2	(D)	5	895	—	—	—	—	2	(D)	4	168	46
—	—	—	—	—	—	—	—	—	—	—	—	—	—	—
1	(D)	—	—	—	—	1	(D)	—	—	1	(D)	—	—	47
10	1 796	11	4 190	28	9 900	9	2 526	—	—	4	194	13	1 831	48
5	301	2	(D)	20	7 717	6	1 996	—	—	1	(D)	6	715	49
5	1 495	9	(D)	8	2 183	3	530	—	—	3	(D)	7	1 116	50
23	6 388	19	4 253	105	39 454	29	6 719	1	(D)	17	(D)	29	6 215	51
7	790	5	1 180	33	11 201	11	1 211	—	—	5	(D)	10	2 090	52
1	(D)	2	(D)	9	4 254	3	(D)	—	—	1	(D)	4	(D)	53
4	1 003	6	1 930	55	21 324	14	4 956	1	(D)	5	578	11	2 819	54
1	(D)	—	—	2	(D)	1	(D)	—	—	—	—	3	(D)	55
10	(D)	6	(D)	6	(D)	—	—	—	—	6	(D)	1	(D)	56
—	—	—	—	—	—	—	—	—	—	—	—	—	—	—
3	255	6	1 843	49	20 982	9	2 138	1	(D)	7	595	14	3 863	57
1	(D)	4	(D)	46	20 637	9	2 138	—	—	3	143	14	3 863	58
2	(D)	2	(D)	3	345	—	—	1	(D)	4	452	—	—	59
—	—	—	—	—	—	—	—	—	—	—	—	—	—	—
2	(D)	11	1 139	11	2 395	3	(D)	—	—	1	(D)	3	(D)	60
7	1 326	14	2 156	52	20 402	9	2 665	—	—	4	233	13	3 025	61
6	(D)	11	(D)	50	(D)	8	(D)	—	—	3	(D)	13	3 025	62
1	(D)	3	(D)	2	(D)	1	(D)	—	—	1	(D)	—	—	63
—	—	—	—	—	—	—	—	—	—	—	—	—	—	—
97	49 383	160	77 985	693	380 571	108	28 829	36	12 810	180	40 470	443	243 510	64
21	9 679	37	27 840	103	51 388	22	5 955	10	5 131	42	11 963	117	67 099	65
2	(D)	3	(D)	2	(D)	—	—	—	—	—	—	4	390	66
—	—	7	1 176	37	15 698	6	837	—	—	8	1 827	11	3 913	67
20	5 787	21	6 059	108	49 718	28	5 342	1	(D)	22	3 759	43	12 495	68
—	—	—	—	1	(D)	1	(D)	—	—	2	(D)	2	(D)	69
—	—	3	(D)	9	13 622	1	(D)	1	(D)	—	—	2	(D)	70
1	(D)	1	(D)	2	(D)	—	—	—	—	1	(D)	3	(D)	71
14	2 599	19	5 289	103	84 011	18	6 702	5	2 002	29	5 463	73	42 015	72
4	(D)	6	(D)	39	15 378	5	940	3	(D)	4	(D)	19	(D)	73
1	(D)	—	—	—	—	—	—	—	—	—	—	2	(D)	74
34	24 720	63	30 471	289	149 630	27	(D)	16	(D)	72	(D)	167	98 351	75
—	—	1	(D)	—	—	—	—	—	—	—	—	—	—	76
—	—	—	—	—	—	—	—	—	—	—	—	—	—	—
21	(D)	30	6 420	120	63 811	16	6 528	3	(D)	14	(D)	37	7 520	77
9	3 936	15	3 854	68	45 934	9	4 606	1	(D)	3	(D)	13	2 306	78
1	(D)	5	527	43	13 074	5	(D)	1	(D)	5	485	14	4 262	79
—	—	—	—	4	(D)	1	(D)	—	—	—	—	—	—	80
11	(D)	10	2 039	5	(D)	1	(D)	1	(D)	6	(D)	10	952	81

Table 5. Summary Statistics for Firms Subject to Federal Income Tax for Places With 350 Establishments or More: 1992

[Includes only establishments with payroll. For meaning of abbreviations and symbols, see introductory text. For explanation of terms and comparability of 1987 and 1992 censuses, see appendix A. For information on geographic areas followed by ▲, see appendix F]

SIC code	Geographic area and kind of business or operation	Establishments (number)	Receipts (\$1,000)	Annual payroll (\$1,000)	First-quarter payroll (\$1,000)	Paid employees for pay period including March 12 (number)
BEAVERTON						
	Total	642	442 867	170 651	37 462	6 914
70 ex. 704	Hotels, rooming houses, camps, and other lodging places (except membership lodging)	7	14 035	3 316	796	317
7011	Hotels and motels	7	14 035	3 316	796	317
7011 pt.	Hotels	2	(D)	(D)	(D)	BB
7011 pt.	Motels, motor hotels, and tourist courts	5	(D)	(D)	(D)	CC
702, 3	Other lodging places	—	—	—	—	—
72	Personal services	69	13 789	4 132	902	371
721	Laundry, cleaning, and garment services	23	3 842	985	212	103
7211	Power laundries, family and commercial*	1	(D)	(D)	(D)	AA
7213	Linen supply*	—	—	—	—	—
7215	Coin-operated laundries and drycleaning	1	(D)	(D)	(D)	AA
7216	Drycleaning plants, except rug cleaning*	11	1 900	379	80	35
7217	Carpet and upholstery cleaning	6	1 463	540	112	54
7218	Industrial laundrers*	—	—	—	—	—
7212, 9	Other laundry, cleaning, and garment services*	4	(D)	(D)	(D)	AA
722	Photographic studios, portrait	4	1 017	204	45	19
723, 4	Beauty and barber shops	25	4 601	1 770	378	152
723	Beauty shops	23	(D)	(D)	(D)	CC
724	Barber shops	2	(D)	(D)	(D)	AA
725	Shoe repair shops and shoeshine parlors	1	(D)	(D)	(D)	AA
726	Funeral service and crematories	3	(D)	(D)	(D)	AA
729	Miscellaneous personal services	13	(D)	(D)	(D)	BB
73	Business services	170	198 493	81 942	17 476	2 940
731	Advertising	6	1 564	921	233	24
732	Consumer credit reporting agencies, mercantile reporting agencies, and adjustment and collection agencies	3	(D)	(D)	(D)	BB
733	Mailing, reproduction, commercial art and photography, and stenographic services	24	5 815	1 551	386	103
734	Services to dwellings and other buildings	18	3 688	1 072	263	143
735	Miscellaneous equipment rental and leasing	4	(D)	(D)	(D)	BB
736	Personnel supply services	16	28 259	20 195	4 866	1 385
737	Computer programming, data processing, and other computer related services	76	136 308	52 395	10 441	1 046
7371, 2, 3	Computer programming, prepackaged software, and integrated systems	52	107 869	45 355	8 664	817
7374, 5, 6	Data processing services	7	8 563	2 028	554	95
7377, 8, 9	Computer rental and leasing, maintenance, and related services, n.e.c.	17	19 876	5 012	1 223	134
738	Miscellaneous business services	23	19 282	4 402	1 002	155
75	Automotive repair, services, and parking	40	34 610	8 988	1 919	390
751	Automotive rental and leasing, without drivers	3	(D)	(D)	(D)	BB
752	Automobile parking	—	—	—	—	—
753	Automotive repair shops	29	17 745	5 276	1 209	190
7532	Top, body, and upholstery repair shops and paint shops	7	8 264	2 853	641	91
7538	General automotive repair shops	10	5 279	1 358	326	57
7533, 4, 6, 7, 9	Other automotive repair shops	12	4 202	1 065	242	42
754	Automotive services, except repair	8	(D)	(D)	(D)	CC
76	Miscellaneous repair services	21	9 679	3 121	792	102
762	Electrical repair shops	7	3 584	1 122	288	39
7622	Radio and television repair shops	3	(D)	(D)	(D)	BB
7623, 9	Other electrical and electronic repair shops	4	(D)	(D)	(D)	AA
763	Watch, clock, and jewelry repair	2	(D)	(D)	(D)	AA
764	Reupholstery and furniture repair	3	413	48	9	2
769	Miscellaneous repair and related services	9	(D)	(D)	(D)	BB
78, 79, 84	Amusement and recreation services, including motion pictures and museums	37	27 840	5 568	1 259	504
781, 2	Motion picture production, distribution, and services	1	(D)	(D)	(D)	AA
783	Motion picture theaters	3	(D)	(D)	(D)	BB
784	Video tape rental	7	(D)	(D)	(D)	BB
792	Theatrical producers (except motion picture), bands, orchestras, and entertainers	—	—	—	—	—
793	Bowling centers	3	2 527	827	206	75
79 ex. 792, 3, 84	Commercial sports and other amusement and recreation services, including museums	23	20 736	4 186	937	361
80	Health services	103	51 388	23 271	5 016	748
801	Offices and clinics of doctors of medicine	14	16 687	7 212	1 607	134
802	Offices and clinics of dentists	46	18 139	7 627	1 557	279
803	Offices and clinics of doctors of osteopathy	—	—	—	—	—
804	Offices and clinics of other health practitioners	26	6 033	1 892	482	98
805	Nursing and personal care facilities	2	(D)	(D)	(D)	CC
806	Hospitals	—	—	—	—	—
807, 8, 9	Other health services	15	(D)	(D)	(D)	CC
81	Legal services	22	5 955	1 505	347	77
823, 4, 9	Selected educational services	10	5 131	1 774	419	88

Table 5. Summary Statistics for Firms Subject to Federal Income Tax for Places With 350 Establishments or More: 1992 — Con.

[Includes only establishments with payroll. For meaning of abbreviations and symbols, see introductory text. For explanation of terms and comparability of 1987 and 1992 censuses, see appendix A. For information on geographic areas followed by ▲, see appendix F]

SIC code	Geographic area and kind of business or operation	Establishments (number)	Receipts (\$1,000)	Annual payroll (\$1,000)	First-quarter payroll (\$1,000)	Paid employees for pay period including March 12 (number)
BEAVERTON—Con.						
83	Social services	42	11 963	4 690	1 080	458
835	Child day care services	21	5 866	2 553	581	295
832, 3, 6, 9	Other social services	21	6 097	2 137	499	163
87 ex. 8733	Engineering, accounting, research, management, and related services (except noncommercial research organizations)	117	67 099	30 766	7 107	857
871	Engineering, architectural, and surveying services	28	15 221	7 569	1 550	206
872	Accounting, auditing, and bookkeeping services	41	11 425	4 382	983	183
873 ex. 8733	Research, development, and testing services (except noncommercial research organizations)	15	14 857	6 428	1 510	184
874	Management and public relations services	33	25 596	12 387	3 064	284
89	Services, n.e.c.	4	2 885	1 578	349	62
BEND						
Total		474	231 692	81 869	17 302	4 362
70 ex. 704	Hotels, rooming houses, camps, and other lodging places (except membership lodging)	27	24 883	5 931	1 201	562
7011	Hotels and motels	24	24 333	5 861	1 193	554
7011 pt.	Hotels	6	(D)	(D)	(D)	BB
7011 pt.	Motels, motor hotels, and tourist courts	18	(D)	(D)	(D)	EE
702, 3	Other lodging places	3	550	70	8	8
72	Personal services	36	8 173	2 436	599	206
721	Laundry, cleaning, and garment services	14	4 268	1 299	329	101
7211	Power laundries, family and commercial*	—	—	—	—	—
7213	Linen supply*	1	(D)	(D)	(D)	BB
7215	Coin-operated laundries and drycleaning	4	(D)	(D)	(D)	AA
7216	Drycleaning plants, except rug cleaning*	3	970	277	82	30
7217	Carpet and upholstery cleaning	3	(D)	(D)	(D)	AA
7218	Industrial laundries*	—	—	—	—	—
7212, 9	Other laundry, cleaning, and garment services*	3	(D)	(D)	(D)	AA
722	Photographic studios, portrait	2	(D)	(D)	(D)	AA
723, 4	Beauty and barber shops	13	1 831	622	141	59
723	Beauty shops	13	1 831	622	141	59
724	Barber shops	—	—	—	—	—
725	Shoe repair shops and shoeshine parlors	—	—	—	—	—
726	Funeral service and crematories	2	(D)	(D)	(D)	AA
729	Miscellaneous personal services	5	919	231	71	36
73	Business services	84	57 847	27 252	5 681	1 594
731	Advertising	4	(D)	(D)	(D)	BB
732	Consumer credit reporting agencies, mercantile reporting agencies, and adjustment and collection agencies	7	2 016	668	123	33
733	Mailing, reproduction, commercial art and photography, and stenographic services	7	(D)	(D)	(D)	BB
734	Services to dwellings and other buildings	14	1 657	595	139	75
735	Miscellaneous equipment rental and leasing	9	8 568	1 537	317	57
736	Personnel supply services	12	(D)	(D)	(D)	FF
737	Computer programming, data processing, and other computer related services	10	(D)	(D)	(D)	BB
7371, 2, 3	Computer programming, prepackaged software, and integrated systems	6	(D)	(D)	(D)	BB
7374, 5, 6	Data processing services	—	—	—	—	—
7377, 8, 9	Computer rental and leasing, maintenance, and related services, n.e.c.	4	(D)	(D)	(D)	AA
738	Miscellaneous business services	21	9 323	4 281	1 087	452
75	Automotive repair, services, and parking	34	13 060	3 247	758	158
751	Automotive rental and leasing, without drivers	5	1 493	181	45	14
752	Automobile parking	—	—	—	—	—
753	Automotive repair shops	23	10 454	2 815	659	118
7532	Top, body, and upholstery repair shops and paint shops	8	(D)	(D)	(D)	BB
7538	General automotive repair shops	10	5 124	1 394	317	61
7533, 4, 6, 7, 9	Other automotive repair shops	5	(D)	(D)	(D)	AA
754	Automotive services, except repair	6	1 113	251	54	26
76	Miscellaneous repair services	24	6 835	2 219	518	106
762	Electrical repair shops	8	2 285	861	215	43
7622	Radio and television repair shops	1	(D)	(D)	(D)	AA
7623, 9	Other electrical and electronic repair shops	7	(D)	(D)	(D)	BB
763	Watch, clock, and jewelry repair	—	—	—	—	—
764	Reupholstery and furniture repair	4	712	319	81	12
769	Miscellaneous repair and related services	12	3 838	1 039	222	51

Table 5. Summary Statistics for Firms Subject to Federal Income Tax for Places With 350 Establishments or More: 1992 — Con.

[Includes only establishments with payroll. For meaning of abbreviations and symbols, see introductory text. For explanation of terms and comparability of 1987 and 1992 censuses, see appendix A. For information on geographic areas followed by ▲, see appendix F]

SIC code	Geographic area and kind of business or operation	Establishments (number)	Receipts (\$1,000)	Annual payroll (\$1,000)	First-quarter payroll (\$1,000)	Paid employees for pay period including March 12 (number)
	BEND—Con.					
78, 79, 84	Amusement and recreation services, including motion pictures and museums -----	29	9 920	2 130	290	168
781, 2	Motion picture production, distribution, and services -----	—	—	—	—	—
783	Motion picture theaters -----	3	(D)	(D)	(D)	BB
784	Video tape rental -----	8	(D)	(D)	(D)	BB
792	Theatrical producers (except motion picture), bands, orchestras, and entertainers -----	—	—	—	—	—
793	Bowling centers -----	—	—	—	—	—
79 ex. 792, 3; 84	Commercial sports and other amusement and recreation services, including museums -----	18	5 292	1 535	150	67
80	Health services -----	110	73 947	27 633	5 816	1 021
801	Offices and clinics of doctors of medicine -----	40	50 330	19 671	4 188	530
802	Offices and clinics of dentists -----	30	11 117	3 518	726	171
803	Offices and clinics of doctors of osteopathy -----	1	(D)	(D)	(D)	AA
804	Offices and clinics of other health practitioners -----	25	(D)	(D)	(D)	BB
805	Nursing and personal care facilities -----	4	(D)	(D)	(D)	CC
806	Hospitals -----	—	—	—	—	—
807, 8, 9	Other health services -----	10	(D)	(D)	(D)	BB
81	Legal services -----	41	13 204	3 043	685	148
823, 4, 9	Selected educational services -----	7	(D)	(D)	(D)	BB
83	Social services -----	14	2 115	688	163	76
835	Child day care services -----	5	(D)	(D)	(D)	BB
832, 3, 6, 9	Other social services -----	9	(D)	(D)	(D)	BB
87 ex. 8733	Engineering, accounting, research, management, and related services (except noncommercial research organizations) -----	63	19 224	6 845	1 491	284
871	Engineering, architectural, and surveying services -----	25	10 141	4 414	978	152
872	Accounting, auditing, and bookkeeping services -----	29	6 310	1 681	411	104
873 ex. 8733	Research, development, and testing services (except noncommercial research organizations) -----	3	(D)	(D)	(D)	AA
874	Management and public relations services -----	6	(D)	(D)	(D)	BB
89	Services, n.e.c. -----	5	(D)	(D)	(D)	AA
	CORVALLIS					
	Total -----	445	206 969	98 706	24 661	3 982
70 ex. 704	Hotels, rooming houses, camps, and other lodging places (except membership lodging) -----	12	(D)	(D)	(D)	BB
7011	Hotels and motels -----	7	(D)	(D)	(D)	BB
7011 pt.	Hotels -----	2	(D)	(D)	(D)	BB
7011 pt.	Motels, motor hotels, and tourist courts -----	5	2 301	331	61	41
702, 3	Other lodging places -----	5	535	71	12	5
72	Personal services -----	40	7 915	3 342	748	226
721	Laundry, cleaning, and garment services -----	9	3 671	1 543	366	72
7211	Power laundries, family and commercial* -----	—	—	—	—	—
7213	Linen supply* -----	—	—	—	—	—
7215	Coin-operated laundries and drycleaning -----	—	—	—	—	—
7216	Drycleaning plants, except rug cleaning* -----	4	(D)	(D)	(D)	BB
7217	Carpet and upholstery cleaning -----	2	(D)	(D)	(D)	AA
7218	Industrial laundriers* -----	1	(D)	(D)	(D)	BB
7212, 9	Other laundry, cleaning, and garment services* -----	2	(D)	(D)	(D)	AA
722	Photographic studios, portrait -----	3	(D)	(D)	(D)	AA
723, 4	Beauty and barber shops -----	18	2 665	1 224	301	110
723	Beauty shops -----	16	(D)	(D)	(D)	CC
724	Barber shops -----	2	(D)	(D)	(D)	AA
725	Shoe repair shops and shoeshine parlors -----	1	(D)	(D)	(D)	AA
726	Funeral service and crematories -----	2	(D)	(D)	(D)	AA
729	Miscellaneous personal services -----	7	(D)	(D)	(D)	BB
73	Business services -----	71	49 131	13 127	2 906	644
731	Advertising -----	1	(D)	(D)	(D)	AA
732	Consumer credit reporting agencies, mercantile reporting agencies, and adjustment and collection agencies -----	1	(D)	(D)	(D)	AA
733	Mailing, reproduction, commercial art and photography, and stenographic services -----	9	(D)	(D)	(D)	BB
734	Services to dwellings and other buildings -----	15	1 371	323	73	37
735	Miscellaneous equipment rental and leasing -----	6	(D)	(D)	(D)	AA
736	Personnel supply services -----	3	(D)	(D)	(D)	BB
737	Computer programming, data processing, and other computer related services -----	23	36 559	8 698	1 998	267
7371, 2, 3	Computer programming, prepackaged software, and integrated systems -----	17	35 934	8 478	1 967	250
7374, 5, 6	Data processing services -----	2	(D)	(D)	(D)	AA
7377, 8, 9	Computer rental and leasing, maintenance, and related services, n.e.c. -----	4	(D)	(D)	(D)	AA
738	Miscellaneous business services -----	13	4 529	1 698	396	185

Table 5. Summary Statistics for Firms Subject to Federal Income Tax for Places With 350 Establishments or More: 1992 — Con.

[Includes only establishments with payroll. For meaning of abbreviations and symbols, see introductory text. For explanation of terms and comparability of 1987 and 1992 censuses, see appendix A. For information on geographic areas followed by ▲, see appendix F]

SIC code	Geographic area and kind of business or operation	Establishments (number)	Receipts (\$1,000)	Annual payroll (\$1,000)	First-quarter payroll (\$1,000)	Paid employees for pay period including March 12 (number)
CORVALLIS—Con.						
75	Automotive repair, services, and parking	34	6 977	2 018	463	126
751	Automotive rental and leasing, without drivers	2	(D)	(D)	(D)	AA
752	Automobile parking	—	—	—	—	—
753	Automotive repair shops	27	5 731	1 730	398	103
7532	Top, body, and upholstery repair shops and paint shops	2	(D)	(D)	(D)	BB
7538	General automotive repair shops	16	(D)	(D)	(D)	BB
7533, 4, 6, 7, 9	Other automotive repair shops	9	(D)	(D)	(D)	BB
754	Automotive services, except repair	5	(D)	(D)	(D)	AA
76	Miscellaneous repair services	9	1 321	383	74	23
762	Electrical repair shops	3	339	111	28	6
7622	Radio and television repair shops	2	(D)	(D)	(D)	AA
7623, 9	Other electrical and electronic repair shops	1	(D)	(D)	(D)	AA
763	Watch, clock, and jewelry repair	—	—	—	—	—
764	Reupholstery and furniture repair	2	(D)	(D)	(D)	AA
769	Miscellaneous repair and related services	4	(D)	(D)	(D)	AA
78, 79, 84	Amusement and recreation services, including motion pictures and museums	25	6 451	2 101	408	223
781, 2	Motion picture production, distribution, and services	3	(D)	(D)	(D)	BB
783	Motion picture theaters	3	(D)	(D)	(D)	BB
784	Video tape rental	7	(D)	(D)	(D)	BB
792	Theatrical producers (except motion picture), bands, orchestras, and entertainers	1	(D)	(D)	(D)	AA
793	Bowling centers	1	(D)	(D)	(D)	AA
79 ex. 792, 3; 84	Commercial sports and other amusement and recreation services, including museums	10	(D)	(D)	(D)	CC
80	Health services	114	67 744	35 000	8 311	1 275
801	Offices and clinics of doctors of medicine	44	38 825	21 427	5 208	575
802	Offices and clinics of dentists	34	12 103	5 020	1 144	182
803	Offices and clinics of doctors of osteopathy	1	(D)	(D)	(D)	AA
804	Offices and clinics of other health practitioners	24	(D)	(D)	(D)	BB
805	Nursing and personal care facilities	3	9 203	5 398	1 243	362
806	Hospitals	—	—	—	—	—
807, 8, 9	Other health services	8	(D)	(D)	(D)	BB
81	Legal services	35	(D)	(D)	(D)	BB
823, 4, 9	Selected educational services	5	(D)	(D)	(D)	BB
83	Social services	19	3 803	1 864	438	204
835	Child day care services	6	888	551	154	74
832, 3, 6, 9	Other social services	13	2 915	1 313	284	130
87 ex. 8733	Engineering, accounting, research, management, and related services (except noncommercial research organizations)	71	39 591	31 607	9 099	864
871	Engineering, architectural, and surveying services	29	31 895	28 336	8 416	695
872	Accounting, auditing, and bookkeeping services	25	(D)	(D)	(D)	CC
873 ex. 8733	Research, development, and testing services (except noncommercial research organizations)	3	(D)	(D)	(D)	AA
874	Management and public relations services	14	1 698	636	141	33
89	Services, n.e.c.	10	(D)	(D)	(D)	CC
EUGENE						
	Total	1 599	724 103	288 668	63 283	14 158
70 ex. 704	Hotels, rooming houses, camps, and other lodging places (except membership lodging)	24	29 379	8 435	2 053	824
7011	Hotels and motels	21	(D)	(D)	(D)	FF
7011 pt.	Hotels	6	(D)	(D)	(D)	FF
7011 pt.	Motels, motor hotels, and tourist courts	15	(D)	(D)	(D)	EE
702, 3	Other lodging places	3	(D)	(D)	(D)	AA
72	Personal services	142	35 706	12 404	3 104	1 142
721	Laundry, cleaning, and garment services	33	16 119	5 219	1 312	342
7211	Power laundries, family and commercial*	1	(D)	(D)	(D)	AA
7213	Linen supply*	2	(D)	(D)	(D)	CC
7215	Coin-operated laundries and drycleaning	4	1 454	135	29	18
7216	Drycleaning plants, except rug cleaning*	17	(D)	(D)	(D)	CC
7217	Carpet and upholstery cleaning	8	(D)	(D)	(D)	BB
7218	Industrial launderers*	—	—	—	—	—
7212, 9	Other laundry, cleaning, and garment services*	1	(D)	(D)	(D)	AA
722	Photographic studios, portrait	11	2 118	606	149	72
723, 4	Beauty and barber shops	68	9 311	3 998	986	385
723	Beauty shops	65	8 498	3 569	884	351
724	Barber shops	3	813	429	102	34
725	Shoe repair shops and shoeshine parlors	4	474	143	36	12
726	Funeral service and crematories	4	2 193	588	134	26
729	Miscellaneous personal services	22	5 491	1 850	487	305

Table 5. Summary Statistics for Firms Subject to Federal Income Tax for Places With 350 Establishments or More: 1992 — Con.

[Includes only establishments with payroll. For meaning of abbreviations and symbols, see introductory text. For explanation of terms and comparability of 1987 and 1992 censuses, see appendix A. For information on geographic areas followed by ▲, see appendix F]

SIC code	Geographic area and kind of business or operation	Establishments (number)	Receipts (\$1,000)	Annual payroll (\$1,000)	First-quarter payroll (\$1,000)	Paid employees for pay period including March 12 (number)
EUGENE—Con.						
73	Business services	254	148 571	60 210	12 468	3 797
731	Advertising	19	13 561	3 199	682	109
732	Consumer credit reporting agencies, mercantile reporting agencies, and adjustment and collection agencies	6	(D)	(D)	(D)	BB
733	Mailing, reproduction, commercial art and photography, and stenographic services	32	14 877	3 821	810	262
734	Services to dwellings and other buildings	36	6 287	3 076	743	311
735	Miscellaneous equipment rental and leasing	17	7 929	2 184	459	101
736	Personnel supply services	24	(D)	(D)	(D)	GG
737	Computer programming, data processing, and other computer related services	59	54 964	18 488	3 797	571
7371, 2, 3	Computer programming, prepackaged software, and integrated systems	42	47 480	16 716	3 344	487
7374, 5, 6	Data processing services	5	(D)	(D)	(D)	BB
7377, 8, 9	Computer rental and leasing, maintenance, and related services, n.e.c.	12	(D)	(D)	(D)	BB
738	Miscellaneous business services	61	(D)	(D)	(D)	FF
75	Automotive repair, services, and parking	119	47 995	13 033	2 900	740
751	Automotive rental and leasing, without drivers	6	(D)	(D)	(D)	BB
752	Automobile parking	3	(D)	(D)	(D)	BB
753	Automotive repair shops	93	38 211	10 517	2 270	527
7532	Top, body, and upholstery repair shops and paint shops	19	9 043	2 804	597	132
7538	General automotive repair shops	48	16 977	4 774	1 027	232
7533, 4, 6, 7, 9	Other automotive repair shops	26	12 191	2 939	646	163
754	Automotive services, except repair	17	4 893	1 662	422	140
76	Miscellaneous repair services	60	14 786	4 588	1 093	242
762	Electrical repair shops	18	4 716	1 387	326	70
7622	Radio and television repair shops	11	2 880	979	238	53
7623, 9	Other electrical and electronic repair shops	7	1 836	408	88	17
763	Watch, clock, and jewelry repair	—	—	—	—	—
764	Reupholstery and furniture repair	2	(D)	(D)	(D)	AA
769	Miscellaneous repair and related services	40	(D)	(D)	(D)	CC
78, 79, 84	Amusement and recreation services, including motion pictures and museums	68	26 403	6 387	1 460	722
781, 2	Motion picture production, distribution, and services	7	2 277	586	129	26
783	Motion picture theaters	4	(D)	(D)	(D)	BB
784	Video tape rental	20	4 880	1 086	257	134
792	Theatrical producers (except motion picture), bands, orchestras, and entertainers	2	(D)	(D)	(D)	AA
793	Bowling centers	3	(D)	(D)	(D)	BB
79 ex. 792, 3; 84	Commercial sports and other amusement and recreation services, including museums	32	12 842	3 746	846	438
80	Health services	407	255 790	120 418	26 500	3 878
801	Offices and clinics of doctors of medicine	165	151 201	74 900	16 326	1 751
802	Offices and clinics of dentists	110	40 405	17 424	3 779	639
803	Offices and clinics of doctors of osteopathy	2	(D)	(D)	(D)	AA
804	Offices and clinics of other health practitioners	83	12 311	3 622	854	221
805	Nursing and personal care facilities	7	18 357	9 978	2 432	615
806	Hospitals	—	—	—	—	—
807, 8, 9	Other health services	40	(D)	(D)	(D)	FF
81	Legal services	178	61 636	23 595	5 097	852
823, 4, 9	Selected educational services	21	(D)	(D)	(D)	CC
83	Social services	79	15 057	4 671	1 038	466
835	Child day care services	29	3 091	1 175	288	160
832, 3, 6, 9	Other social services	50	11 966	3 496	750	306
87 ex. 8733	Engineering, accounting, research, management, and related services (except noncommercial research organizations)	233	78 134	31 164	6 718	1 287
871	Engineering, architectural, and surveying services	64	28 535	12 889	2 485	418
872	Accounting, auditing, and bookkeeping services	98	32 241	11 579	2 823	470
873 ex. 8733	Research, development, and testing services (except noncommercial research organizations)	15	4 811	1 776	405	98
874	Management and public relations services	56	12 547	4 920	1 005	301
89	Services, n.e.c.	14	(D)	(D)	(D)	BB

Table 5. Summary Statistics for Firms Subject to Federal Income Tax for Places With 350 Establishments or More: 1992 — Con.

[Includes only establishments with payroll. For meaning of abbreviations and symbols, see introductory text. For explanation of terms and comparability of 1987 and 1992 censuses, see appendix A. For information on geographic areas followed by ▲, see appendix F]

SIC code	Geographic area and kind of business or operation	Establishments (number)	Receipts (\$1,000)	Annual payroll (\$1,000)	First-quarter payroll (\$1,000)	Paid employees for pay period including March 12 (number)
GRESHAM						
	Total	409	140 011	48 539	10 803	2 925
70 ex. 704	Hotels, rooming houses, camps, and other lodging places (except membership lodging)	4	(D)	(D)	(D)	BB
7011	Hotels and motels	4	(D)	(D)	(D)	BB
7011 pt.	Hotels	1	(D)	(D)	(D)	AA
7011 pt.	Motels, motor hotels, and tourist courts	3	(D)	(D)	(D)	BB
702, 3	Other lodging places	—	—	—	—	—
72	Personal services	55	8 903	2 799	538	243
721	Laundry, cleaning, and garment services	11	1 185	213	49	21
7211	Power laundries, family and commercial*	—	—	—	—	—
7213	Linen supply*	—	—	—	—	—
7215	Coin-operated laundries and drycleaning	2	(D)	(D)	(D)	AA
7216	Drycleaning plants, except rug cleaning*	9	(D)	(D)	(D)	AA
7217	Carpet and upholstery cleaning	—	—	—	—	—
7218	Industrial laundriers*	—	—	—	—	—
7212, 9	Other laundry, cleaning, and garment services*	—	—	—	—	—
722	Photographic studios, portrait	5	(D)	(D)	(D)	BB
723, 4	Beauty and barber shops	26	2 592	929	222	111
723	Beauty shops	24	(D)	(D)	(D)	CC
724	Barber shops	2	(D)	(D)	(D)	AA
725	Shoe repair shops and shoeshine parlors	—	—	—	—	—
726	Funeral service and crematories	2	(D)	(D)	(D)	AA
729	Miscellaneous personal services	11	(D)	(D)	(D)	BB
73	Business services	55	11 353	3 918	880	282
731	Advertising	1	(D)	(D)	(D)	AA
732	Consumer credit reporting agencies, mercantile reporting agencies, and adjustment and collection agencies	1	(D)	(D)	(D)	AA
733	Mailing, reproduction, commercial art and photography, and stenographic services	6	940	260	77	21
734	Services to dwellings and other buildings	14	1 589	573	144	61
735	Miscellaneous equipment rental and leasing	4	2 414	561	126	29
736	Personnel supply services	5	(D)	(D)	(D)	CC
737	Computer programming, data processing, and other computer related services	8	1 172	429	90	25
7371, 2, 3	Computer programming, prepackaged software, and integrated systems	5	452	130	29	6
7374, 5, 6	Data processing services	—	—	—	—	—
7377, 8, 9	Computer rental and leasing, maintenance, and related services, n.e.c.	3	720	299	61	19
738	Miscellaneous business services	16	3 021	962	218	41
75	Automotive repair, services, and parking	52	27 187	5 977	1 488	367
751	Automotive rental and leasing, without drivers	3	2 919	560	135	34
752	Automobile parking	—	—	—	—	—
753	Automotive repair shops	36	21 155	4 643	1 158	249
7532	Top, body, and upholstery repair shops and paint shops	11	6 407	1 204	317	82
7538	General automotive repair shops	13	2 957	959	226	47
7533, 4, 6, 7, 9	Other automotive repair shops	12	11 791	2 480	615	120
754	Automotive services, except repair	13	3 113	774	195	84
76	Miscellaneous repair services	8	1 720	475	102	34
762	Electrical repair shops	3	(D)	(D)	(D)	AA
7622	Radio and television repair shops	1	(D)	(D)	(D)	AA
7623, 9	Other electrical and electronic repair shops	2	(D)	(D)	(D)	AA
763	Watch, clock, and jewelry repair	—	—	—	—	—
764	Reupholstery and furniture repair	—	—	—	—	—
769	Miscellaneous repair and related services	5	(D)	(D)	(D)	AA
78, 79, 84	Amusement and recreation services, including motion pictures and museums	27	12 226	3 077	594	295
781, 2	Motion picture production, distribution, and services	2	(D)	(D)	(D)	AA
783	Motion picture theaters	2	(D)	(D)	(D)	BB
784	Video tape rental	6	1 525	235	55	30
792	Theatrical producers (except motion picture), bands, orchestras, and entertainers	3	(D)	(D)	(D)	AA
793	Bowling centers	2	(D)	(D)	(D)	BB
79 ex. 792, 3, 84	Commercial sports and other amusement and recreation services, including museums	12	7 015	2 049	380	194
80	Health services	130	61 868	26 343	5 789	1 242
801	Offices and clinics of doctors of medicine	32	17 709	8 012	1 728	244
802	Offices and clinics of dentists	50	17 876	6 784	1 370	285
803	Offices and clinics of doctors of osteopathy	4	407	102	21	8
804	Offices and clinics of other health practitioners	26	5 878	2 087	448	99
805	Nursing and personal care facilities	7	14 848	7 929	1 884	517
806	Hospitals	1	(D)	(D)	(D)	BB
807, 8, 9	Other health services	10	(D)	(D)	(D)	BB
81	Legal services	17	2 997	850	198	42
823, 4, 9	Selected educational services	3	(D)	(D)	(D)	AA

Table 5. Summary Statistics for Firms Subject to Federal Income Tax for Places With 350 Establishments or More: 1992 — Con.

[Includes only establishments with payroll. For meaning of abbreviations and symbols, see introductory text. For explanation of terms and comparability of 1987 and 1992 censuses, see appendix A. For information on geographic areas followed by ▲, see appendix F]

SIC code	Geographic area and kind of business or operation	Establishments (number)	Receipts (\$1,000)	Annual payroll (\$1,000)	First-quarter payroll (\$1,000)	Paid employees for pay period including March 12 (number)
GRESHAM—Con.						
83	Social services	20	6 578	2 440	623	239
835	Child day care services	5	1 275	556	127	60
832, 3, 6, 9	Other social services	15	5 303	1 884	496	179
87 ex. 8733	Engineering, accounting, research, management, and related services (except noncommercial research organizations)	36	4 833	2 167	474	110
871	Engineering, architectural, and surveying services	9	(D)	(D)	(D)	AA
872	Accounting, auditing, and bookkeeping services	17	2 203	950	221	62
873 ex. 8733	Research, development, and testing services (except noncommercial research organizations)	1	(D)	(D)	(D)	AA
874	Management and public relations services	9	1 416	537	71	22
89	Services, n.e.c.	2	(D)	(D)	(D)	AA
HILLSBORO						
	Total	376	139 047	51 210	11 286	2 721
70 ex. 704	Hotels, rooming houses, camps, and other lodging places (except membership lodging)	5	(D)	(D)	(D)	BB
7011	Hotels and motels	3	(D)	(D)	(D)	BB
7011 pt.	Hotels	1	(D)	(D)	(D)	BB
7011 pt.	Motels, motor hotels, and tourist courts	2	(D)	(D)	(D)	AA
702, 3	Other lodging places	2	(D)	(D)	(D)	AA
72	Personal services	34	5 074	1 730	397	153
721	Laundry, cleaning, and garment services	10	1 153	312	82	39
7211	Power laundries, family and commercial*	—	—	—	—	—
7213	Linen supply*	—	—	—	—	—
7215	Coin-operated laundries and drycleaning	2	(D)	(D)	(D)	AA
7216	Drycleaning plants, except rug cleaning*	3	(D)	(D)	(D)	AA
7217	Carpet and upholstery cleaning	3	229	17	4	4
7218	Industrial launderers*	1	(D)	(D)	(D)	AA
7212, 9	Other laundry, cleaning, and garment services*	1	(D)	(D)	(D)	AA
722	Photographic studios, portrait	2	(D)	(D)	(D)	AA
723, 4	Beauty and barber shops	13	1 985	921	206	78
723	Beauty shops	13	1 985	921	206	78
724	Barber shops	—	—	—	—	—
725	Shoe repair shops and shoeshine parlors	1	(D)	(D)	(D)	AA
726	Funeral service and crematories	1	(D)	(D)	(D)	AA
729	Miscellaneous personal services	7	1 169	289	66	27
73	Business services	50	35 640	14 112	3 093	739
731	Advertising	5	(D)	(D)	(D)	BB
732	Consumer credit reporting agencies, mercantile reporting agencies, and adjustment and collection agencies	1	(D)	(D)	(D)	AA
733	Mailing, reproduction, commercial art and photography, and stenographic services	6	746	223	45	27
734	Services to dwellings and other buildings	9	1 702	658	164	60
735	Miscellaneous equipment rental and leasing	5	5 028	986	205	48
736	Personnel supply services	5	10 249	6 485	1 276	424
737	Computer programming, data processing, and other computer related services	11	11 281	3 830	998	102
7371, 2, 3	Computer programming, prepackaged software, and integrated systems	9	(D)	(D)	(D)	CC
7374, 5, 6	Data processing services	1	(D)	(D)	(D)	AA
7377, 8, 9	Computer rental and leasing, maintenance, and related services, n.e.c.	1	(D)	(D)	(D)	AA
738	Miscellaneous business services	8	2 124	679	136	41
75	Automotive repair, services, and parking	42	11 759	3 841	891	192
751	Automotive rental and leasing, without drivers	1	(D)	(D)	(D)	AA
752	Automobile parking	—	—	—	—	—
753	Automotive repair shops	33	8 582	2 589	613	132
7532	Top, body, and upholstery repair shops and paint shops	9	2 736	861	218	38
7538	General automotive repair shops	14	3 362	1 101	252	62
7533, 4, 6, 7, 9	Other automotive repair shops	10	2 484	627	143	32
754	Automotive services, except repair	8	(D)	(D)	(D)	BB
76	Miscellaneous repair services	20	5 787	1 377	306	69
762	Electrical repair shops	6	1 875	407	92	21
7622	Radio and television repair shops	1	(D)	(D)	(D)	AA
7623, 9	Other electrical and electronic repair shops	5	(D)	(D)	(D)	AA
763	Watch, clock, and jewelry repair	—	—	—	—	—
764	Reupholstery and furniture repair	3	257	45	12	5
769	Miscellaneous repair and related services	11	3 655	925	202	43

Table 5. Summary Statistics for Firms Subject to Federal Income Tax for Places With 350 Establishments or More: 1992 — Con.

[Includes only establishments with payroll. For meaning of abbreviations and symbols, see introductory text. For explanation of terms and comparability of 1987 and 1992 censuses, see appendix A. For information on geographic areas followed by ▲, see appendix F]

SIC code	Geographic area and kind of business or operation	Establishments (number)	Receipts (\$1,000)	Annual payroll (\$1,000)	First-quarter payroll (\$1,000)	Paid employees for pay period including March 12 (number)
HILLSBORO—Con.						
78, 79, 84	Amusement and recreation services, including motion pictures and museums	21	6 059	1 484	345	239
781, 2	Motion picture production, distribution, and services	—	—	—	—	—
783	Motion picture theaters	1	(D)	(D)	(D)	AA
784	Video tape rental	10	(D)	(D)	(D)	BB
792	Theatrical producers (except motion picture), bands, orchestras, and entertainers	—	—	—	—	—
793	Bowling centers	1	(D)	(D)	(D)	AA
79 ex. 792, 3; 84	Commercial sports and other amusement and recreation services, including museums	9	3 047	850	193	127
80	Health services	108	49 718	19 995	4 258	753
801	Offices and clinics of doctors of medicine	55	26 609	10 321	2 107	247
802	Offices and clinics of dentists	25	12 647	5 640	1 222	195
803	Offices and clinics of doctors of osteopathy	4	1 010	334	60	14
804	Offices and clinics of other health practitioners	16	3 032	669	154	49
805	Nursing and personal care facilities	5	(D)	(D)	(D)	CC
806	Hospitals	—	—	—	—	—
807, 8, 9	Other health services	3	(D)	(D)	(D)	AA
81	Legal services	28	5 342	1 463	351	61
823, 4, 9	Selected educational services	1	(D)	(D)	(D)	AA
83	Social services	22	3 759	1 624	391	175
835	Child day care services	7	2 122	1 009	226	107
832, 3, 6, 9	Other social services	15	1 637	615	165	68
87 ex. 8733	Engineering, accounting, research, management, and related services (except noncommercial research organizations)	43	12 495	5 077	1 141	254
871	Engineering, architectural, and surveying services	11	(D)	(D)	(D)	BB
872	Accounting, auditing, and bookkeeping services	22	5 046	2 279	560	170
873 ex. 8733	Research, development, and testing services (except noncommercial research organizations)	1	(D)	(D)	(D)	AA
874	Management and public relations services	9	4 311	1 359	259	33
89	Services, n.e.c.	2	(D)	(D)	(D)	AA
LAKE OSWEGO ▲						
	Total	430	203 815	66 875	15 057	2 707
70 ex. 704	Hotels, rooming houses, camps, and other lodging places (except membership lodging)	5	8 327	1 847	411	134
7011	Hotels and motels	4	(D)	(D)	(D)	CC
7011 pt.	Hotels	3	(D)	(D)	(D)	CC
7011 pt.	Motels, motor hotels, and tourist courts	1	(D)	(D)	(D)	AA
702, 3	Other lodging places	1	(D)	(D)	(D)	AA
72	Personal services	31	7 051	2 103	502	185
721	Laundry, cleaning, and garment services	14	2 906	907	204	86
7211	Power laundries, family and commercial*	—	—	—	—	—
7213	Linen supply*	—	—	—	—	—
7215	Coin-operated laundries and drycleaning	—	—	—	—	—
7216	Drycleaning plants, except rug cleaning*	12	(D)	(D)	(D)	BB
7217	Carpet and upholstery cleaning	2	(D)	(D)	(D)	AA
7218	Industrial launderers*	—	—	—	—	—
7212, 9	Other laundry, cleaning, and garment services*	—	—	—	—	—
722	Photographic studios, portrait	3	(D)	(D)	(D)	BB
723, 4	Beauty and barber shops	10	1 358	485	126	47
723	Beauty shops	10	1 358	485	126	47
724	Barber shops	—	—	—	—	—
725	Shoe repair shops and shoeshine parlors	—	—	—	—	—
726	Funeral service and crematories	—	—	—	—	—
729	Miscellaneous personal services	4	(D)	(D)	(D)	BB
73	Business services	82	56 111	16 623	3 981	564
731	Advertising	6	1 746	875	223	19
732	Consumer credit reporting agencies, mercantile reporting agencies, and adjustment and collection agencies	2	(D)	(D)	(D)	BB
733	Mailing, reproduction, commercial art and photography, and stenographic services	8	3 485	848	154	43
734	Services to dwellings and other buildings	6	(D)	(D)	(D)	BB
735	Miscellaneous equipment rental and leasing	3	(D)	(D)	(D)	AA
736	Personnel supply services	5	1 304	539	163	22
737	Computer programming, data processing, and other computer related services	31	32 502	11 092	2 558	283
7371, 2, 3	Computer programming, prepackaged software, and integrated systems	14	25 322	8 019	1 810	190
7374, 5, 6	Data processing services	5	2 543	509	141	35
7377, 8, 9	Computer rental and leasing, maintenance, and related services, n.e.c.	12	4 637	2 564	607	58
738	Miscellaneous business services	21	5 256	1 402	395	98

Table 5. Summary Statistics for Firms Subject to Federal Income Tax for Places With 350 Establishments or More: 1992 — Con.

[Includes only establishments with payroll. For meaning of abbreviations and symbols, see introductory text. For explanation of terms and comparability of 1987 and 1992 censuses, see appendix A. For information on geographic areas followed by ▲, see appendix F]

SIC code	Geographic area and kind of business or operation	Establishments (number)	Receipts (\$1,000)	Annual payroll (\$1,000)	First-quarter payroll (\$1,000)	Paid employees for pay period including March 12 (number)
LAKE OSWEGO ▲—Con.						
75	Automotive repair, services, and parking	25	9 642	2 583	683	164
751	Automotive rental and leasing, without drivers	2	(D)	(D)	(D)	AA
752	Automobile parking	—	—	—	—	—
753	Automotive repair shops	16	6 417	1 875	459	72
7532	Top, body, and upholstery repair shops and paint shops	3	1 092	258	64	15
7538	General automotive repair shops	8	4 116	1 294	317	42
7533, 4, 6, 7, 9	Other automotive repair shops	5	1 209	323	78	15
754	Automotive services, except repair	7	(D)	(D)	(D)	BB
76	Miscellaneous repair services	8	4 864	1 029	206	27
762	Electrical repair shops	2	(D)	(D)	(D)	AA
7622	Radio and television repair shops	—	—	—	—	—
7623, 9	Other electrical and electronic repair shops	2	(D)	(D)	(D)	AA
763	Watch, clock, and jewelry repair	—	—	—	—	—
764	Reupholstery and furniture repair	1	(D)	(D)	(D)	AA
769	Miscellaneous repair and related services	5	(D)	(D)	(D)	BB
78, 79, 84	Amusement and recreation services, including motion pictures and museums	19	6 684	1 765	298	112
781, 2	Motion picture production, distribution, and services	1	(D)	(D)	(D)	AA
783	Motion picture theaters	—	—	—	—	—
784	Video tape rental	2	(D)	(D)	(D)	AA
792	Theatrical producers (except motion picture), bands, orchestras, and entertainers	3	(D)	(D)	(D)	AA
793	Bowling centers	1	(D)	(D)	(D)	AA
79 ex. 792, 3; 84	Commercial sports and other amusement and recreation services, including museums	12	5 573	1 545	245	89
80	Health services	95	32 549	12 524	2 540	501
801	Offices and clinics of doctors of medicine	43	16 517	6 849	1 398	274
802	Offices and clinics of dentists	28	10 961	3 956	808	157
803	Offices and clinics of doctors of osteopathy	2	(D)	(D)	(D)	AA
804	Offices and clinics of other health practitioners	18	3 954	1 273	276	56
805	Nursing and personal care facilities	—	—	—	—	—
806	Hospitals	—	—	—	—	—
807, 8, 9	Other health services	4	(D)	(D)	(D)	AA
81	Legal services	26	6 112	1 893	373	67
823, 4, 9	Selected educational services	7	1 002	340	118	39
83	Social services	22	4 590	1 842	374	160
835	Child day care services	13	2 601	1 210	276	114
832, 3, 6, 9	Other social services	9	1 989	632	98	46
87 ex. 8733	Engineering, accounting, research, management, and related services (except noncommercial research organizations)	97	62 567	22 518	5 161	690
871	Engineering, architectural, and surveying services	41	40 812	14 281	3 395	331
872	Accounting, auditing, and bookkeeping services	19	5 801	2 061	383	78
873 ex. 8733	Research, development, and testing services (except noncommercial research organizations)	7	1 706	588	106	71
874	Management and public relations services	30	14 248	5 588	1 277	210
89	Services, n.e.c.	13	4 316	1 808	410	64
MEDFORD						
	Total	663	295 529	119 635	26 166	6 093
70 ex. 704	Hotels, rooming houses, camps, and other lodging places (except membership lodging)	21	19 074	4 712	996	468
7011	Hotels and motels	19	(D)	(D)	(D)	EE
7011 pt.	Hotels	2	(D)	(D)	(D)	CC
7011 pt.	Motels, motor hotels, and tourist courts	17	(D)	(D)	(D)	EE
702, 3	Other lodging places	2	(D)	(D)	(D)	AA
72	Personal services	54	15 829	5 137	1 243	446
721	Laundry, cleaning, and garment services	12	7 710	2 525	587	158
7211	Power laundries, family and commercial*	1	(D)	(D)	(D)	BB
7213	Linen supply*	1	(D)	(D)	(D)	BB
7215	Coin-operated laundries and drycleaning	3	(D)	(D)	(D)	AA
7216	Drycleaning plants, except rug cleaning*	3	(D)	(D)	(D)	BB
7217	Carpet and upholstery cleaning	3	(D)	(D)	(D)	AA
7218	Industrial launderers*	—	—	—	—	—
7212, 9	Other laundry, cleaning, and garment services*	1	(D)	(D)	(D)	AA
722	Photographic studios, portrait	7	(D)	(D)	(D)	BB
723, 4	Beauty and barber shops	17	2 646	1 068	251	126
723	Beauty shops	16	(D)	(D)	(D)	CC
724	Barber shops	1	(D)	(D)	(D)	AA
725	Shoe repair shops and shoeshine parlors	2	(D)	(D)	(D)	AA
726	Funeral service and crematories	5	(D)	(D)	(D)	BB
729	Miscellaneous personal services	11	1 603	465	150	87

Table 5. Summary Statistics for Firms Subject to Federal Income Tax for Places With 350 Establishments or More: 1992 — Con.

[Includes only establishments with payroll. For meaning of abbreviations and symbols, see introductory text. For explanation of terms and comparability of 1987 and 1992 censuses, see appendix A. For information on geographic areas followed by ▲, see appendix F]

SIC code	Geographic area and kind of business or operation	Establishments (number)	Receipts (\$1,000)	Annual payroll (\$1,000)	First-quarter payroll (\$1,000)	Paid employees for pay period including March 12 (number)
	MEDFORD—Con.					
73	Business services	101	43 103	20 063	3 982	1 311
731	Advertising	6	(D)	(D)	(D)	BB
732	Consumer credit reporting agencies, mercantile reporting agencies, and adjustment and collection agencies	3	(D)	(D)	(D)	BB
733	Mailing, reproduction, commercial art and photography, and stenographic services	11	3 908	731	171	45
734	Services to dwellings and other buildings	21	2 897	1 014	205	122
735	Miscellaneous equipment rental and leasing	8	2 881	717	170	38
736	Personnel supply services	15	16 838	11 820	2 090	737
737	Computer programming, data processing, and other computer related services	13	2 794	687	147	31
7371, 2, 3	Computer programming, prepackaged software, and integrated systems	7	(D)	(D)	(D)	AA
7374, 5, 6	Data processing services	—	—	—	—	—
7377, 8, 9	Computer rental and leasing, maintenance, and related services, n.e.c.	6	(D)	(D)	(D)	AA
738	Miscellaneous business services	24	(D)	(D)	(D)	CC
75	Automotive repair, services, and parking	54	17 260	4 383	972	264
751	Automotive rental and leasing, without drivers	3	(D)	(D)	(D)	BB
752	Automobile parking	1	(D)	(D)	(D)	AA
753	Automotive repair shops	40	11 820	3 150	683	155
7532	Top, body, and upholstery repair shops and paint shops	10	3 882	1 121	250	55
7538	General automotive repair shops	18	4 220	1 061	234	52
7533, 4, 6, 7, 9	Other automotive repair shops	12	3 718	968	199	48
754	Automotive services, except repair	10	(D)	(D)	(D)	BB
76	Miscellaneous repair services	29	7 262	2 363	672	148
762	Electrical repair shops	9	2 514	1 066	338	71
7622	Radio and television repair shops	4	(D)	(D)	(D)	BB
7623, 9	Other electrical and electronic repair shops	5	(D)	(D)	(D)	BB
763	Watch, clock, and jewelry repair	1	(D)	(D)	(D)	AA
764	Reupholstery and furniture repair	3	(D)	(D)	(D)	AA
769	Miscellaneous repair and related services	16	(D)	(D)	(D)	BB
78, 79, 84	Amusement and recreation services, including motion pictures and museums	38	16 096	4 332	1 127	375
781, 2	Motion picture production, distribution, and services	3	(D)	(D)	(D)	BB
783	Motion picture theaters	4	(D)	(D)	(D)	BB
784	Video tape rental	7	1 625	235	56	32
792	Theatrical producers (except motion picture), bands, orchestras, and entertainers	3	(D)	(D)	(D)	BB
793	Bowling centers	1	(D)	(D)	(D)	AA
79 ex. 792, 3; 84	Commercial sports and other amusement and recreation services, including museums	20	8 472	2 598	710	221
80	Health services	183	130 929	63 765	13 744	2 244
801	Offices and clinics of doctors of medicine	72	76 916	41 067	8 858	919
802	Offices and clinics of dentists	57	19 416	7 747	1 501	334
803	Offices and clinics of doctors of osteopathy	1	(D)	(D)	(D)	AA
804	Offices and clinics of other health practitioners	34	9 197	3 197	640	131
805	Nursing and personal care facilities	4	16 240	7 989	1 853	604
806	Hospitals	—	—	—	—	—
807, 8, 9	Other health services	15	(D)	(D)	(D)	EE
81	Legal services	64	16 797	5 045	1 128	230
823, 4, 9	Selected educational services	6	(D)	(D)	(D)	BB
83	Social services	36	7 445	1 919	463	196
835	Child day care services	6	335	142	28	18
832, 3, 6, 9	Other social services	30	7 110	1 777	435	178
87 ex. 8733	Engineering, accounting, research, management, and related services (except noncommercial research organizations)	76	19 667	7 273	1 688	362
871	Engineering, architectural, and surveying services	23	7 003	2 754	613	108
872	Accounting, auditing, and bookkeeping services	39	9 963	3 085	803	183
873 ex. 8733	Research, development, and testing services (except noncommercial research organizations)	—	—	—	—	—
874	Management and public relations services	14	2 701	1 434	272	71
89	Services, n.e.c.	1	(D)	(D)	(D)	AA

Table 5. Summary Statistics for Firms Subject to Federal Income Tax for Places With 350 Establishments or More: 1992 — Con.

[Includes only establishments with payroll. For meaning of abbreviations and symbols, see introductory text. For explanation of terms and comparability of 1987 and 1992 censuses, see appendix A. For information on geographic areas followed by ▲, see appendix F]

SIC code	Geographic area and kind of business or operation	Establishments (number)	Receipts (\$1,000)	Annual payroll (\$1,000)	First-quarter payroll (\$1,000)	Paid employees for pay period including March 12 (number)
	PORTLAND ▲					
	Total	5 533	3 690 297	1 403 128	318 510	60 709
70 ex. 704	Hotels, rooming houses, camps, and other lodging places (except membership lodging)	85	190 972	51 191	12 066	4 553
7011	Hotels and motels	82	190 515	51 055	12 049	4 545
7011 pt.	Hotels	36	171 082	45 683	10 817	3 994
7011 pt.	Hotels, 25 guestrooms or more	30	(D)	(D)	(D)	HH
7011 pt.	Hotels, less than 25 guestrooms	6	(D)	(D)	(D)	AA
7011 pt.	Motels, motor hotels, and tourist courts	46	19 433	5 372	1 232	551
7011 pt.	Motels, tourist courts	34	(D)	(D)	(D)	EE
7011 pt.	Motor hotels	12	(D)	(D)	(D)	EE
702, 3	Other lodging places	3	457	136	17	8
702	Rooming and boarding houses	1	(D)	(D)	(D)	AA
703	Camps and recreational vehicle parks	2	(D)	(D)	(D)	AA
72	Personal services	389	137 840	45 355	10 660	2 976
721	Laundry, cleaning, and garment services	123	80 661	26 085	6 073	1 412
7211	Power laundries, family and commercial*	2	(D)	(D)	(D)	BB
7213	Linen supply*	4	(D)	(D)	(D)	CC
7215	Coin-operated laundries and drycleaning	18	(D)	(D)	(D)	BB
7216	Drycleaning plants, except rug cleaning*	47	9 354	3 256	782	302
7217	Carpet and upholstery cleaning	22	(D)	(D)	(D)	CC
7218	Industrial laundriers*	7	(D)	(D)	(D)	EE
7212, 9	Other laundry, cleaning, and garment services*	23	(D)	(D)	(D)	CC
7212	Garment pressing, and agents for laundries and drycleaners	9	975	198	60	27
7219	Laundry and garment services, n.e.c.*	14	(D)	(D)	(D)	CC
722	Photographic studios, portrait	32	8 746	2 271	454	170
723, 4	Beauty and barber shops	144	22 809	9 483	2 278	779
723	Beauty shops	137	(D)	(D)	(D)	FF
724	Barber shops	7	(D)	(D)	(D)	AA
725	Shoe repair shops and shoeshine parlors	13	(D)	(D)	(D)	AA
726	Funeral service and crematories	25	(D)	(D)	(D)	CC
729	Miscellaneous personal services	52	12 024	3 653	925	397
7291	Tax return preparation services	20	2 871	1 119	342	203
7299	Miscellaneous personal services, n.e.c.	32	9 153	2 534	583	194
73	Business services	1 097	854 076	355 734	83 757	21 067
731	Advertising	96	77 599	36 944	9 989	1 042
7311	Advertising agencies	76	(D)	(D)	(D)	FF
7312	Outdoor advertising services	3	(D)	(D)	(D)	BB
7313	Radio, television, publishers' advertising representatives	8	3 080	1 154	227	23
7319	Advertising, n.e.c.	9	(D)	(D)	(D)	CC
732	Consumer credit reporting agencies, mercantile reporting agencies, and adjustment and collection agencies	25	32 843	8 125	2 149	357
7322	Adjustment and collection services	18	(D)	(D)	(D)	CC
7323	Credit reporting services	7	(D)	(D)	(D)	CC
733	Mailing, reproduction, commercial art and photography, and stenographic services	167	90 665	29 884	7 113	1 231
7331	Direct mail advertising services	21	29 242	10 953	2 637	490
7334	Photocopying and duplicating services	22	11 167	3 019	737	197
7335, 6	Commercial photography, art, and graphics	89	42 801	12 415	2 916	391
7335	Commercial photography	27	(D)	(D)	(D)	BB
7336	Commercial art and graphic design	62	(D)	(D)	(D)	EE
7338	Secretarial and court reporting services	35	7 455	3 497	823	153
734	Services to dwellings and other buildings	145	60 656	31 581	7 130	2 401
7342	Disinfecting and pest control services	14	5 529	2 031	487	101
7349	Building cleaning and maintenance services, n.e.c.	131	55 127	29 550	6 643	2 300
735	Miscellaneous equipment rental and leasing	68	62 986	16 558	3 637	734
7352	Medical equipment rental and leasing	4	(D)	(D)	(D)	BB
7353	Heavy construction equipment rental and leasing	12	(D)	(D)	(D)	CC
7359	Equipment rental and leasing, n.e.c.	52	44 559	11 502	2 467	565
736	Personnel supply services	118	113 963	80 449	18 410	7 299
7361	Employment agencies	49	(D)	(D)	(D)	EE
7363	Help supply services	69	(D)	(D)	(D)	II
7363 pt.	Temporary help supply	56	(D)	(D)	(D)	II
7363 pt.	Help supply, except temporary	13	(D)	(D)	(D)	GG
737	Computer programming, data processing, and other computer related services	207	209 740	80 935	18 695	2 520
7371, 2, 3	Computer programming, prepackaged software, and integrated systems	132	138 953	54 653	12 187	1 560
7371	Computer programming services	83	(D)	(D)	(D)	FF
7372	Prepackaged software	36	46 581	14 545	3 302	356
7373	Computer integrated systems	13	(D)	(D)	(D)	FF
7374, 5, 6	Data processing services	37	49 024	18 606	4 752	728
7374, 5	Computer processing, information retrieval	35	(D)	(D)	(D)	FF
7376	Computer facilities management services	2	(D)	(D)	(D)	AA
7377, 8, 9	Computer rental and leasing, maintenance, and related services, n.e.c.	38	21 763	7 676	1 756	232
7377	Computer rental and leasing	3	(D)	(D)	(D)	BB
7378	Computer maintenance and repair	12	12 246	4 640	1 150	138
7379	Computer related services, n.e.c.	23	(D)	(D)	(D)	BB

Table 5. Summary Statistics for Firms Subject to Federal Income Tax for Places With 350 Establishments or More: 1992 — Con.

[Includes only establishments with payroll. For meaning of abbreviations and symbols, see introductory text. For explanation of terms and comparability of 1987 and 1992 censuses, see appendix A. For information on geographic areas followed by ▲, see appendix F]

SIC code	Geographic area and kind of business or operation	Establishments (number)	Receipts (\$1,000)	Annual payroll (\$1,000)	First-quarter payroll (\$1,000)	Paid employees for pay period including March 12 (number)
PORTLAND ▲—Con.						
73	Business services—Con.					
738	Miscellaneous business services	271	205 624	71 258	16 634	5 483
7381, 2	Detective agencies and protective services	59	69 348	32 662	7 176	2 742
7381	Detective, guard, and armored car services	44	35 024	21 913	4 741	2 299
7382	Security systems services	15	34 324	10 749	2 435	443
7383	News syndicates	3	(D)	(D)	(D)	BB
7384	Photofinishing laboratories*	24	29 232	7 567	1 879	400
7389	Business services, n.e.c.	185	(D)	(D)	(D)	GG
7389 pt.	Sign painting shops	9	(D)	(D)	(D)	BB
7389 pt.	Interior designing	30	6 746	1 696	481	90
7389 pt.	Telephone answering services	12	(D)	(D)	(D)	CC
7389 pt.	Other business services	134	(D)	(D)	(D)	GG
75	Automotive repair, services, and parking	549	250 643	57 141	13 821	2 967
751	Automotive rental and leasing, without drivers	35	60 860	7 044	1 659	338
7513	Truck rental and leasing, without drivers	15	(D)	(D)	(D)	BB
7514, 5	Passenger car rental and leasing	19	(D)	(D)	(D)	EE
7514	Passenger car rental	16	(D)	(D)	(D)	EE
7515	Passenger car leasing	3	(D)	(D)	(D)	AA
7519	Utility trailer and recreational vehicle rental	1	(D)	(D)	(D)	AA
752	Automobile parking	115	(D)	(D)	(D)	EE
753	Automotive repair shops	332	130 682	37 698	9 167	1 753
7532	Top, body, and upholstery repair shops and paint shops	91	(D)	(D)	(D)	EE
7532 pt.	Top and body repair shops	79	31 269	9 025	2 259	413
7532 pt.	Paint shops	12	(D)	(D)	(D)	BB
7538	General automotive repair shops	169	(D)	(D)	(D)	FF
7538 pt.	General automotive repair shops, except diesel	145	(D)	(D)	(D)	FF
7538 pt.	Diesel repair shops	24	(D)	(D)	(D)	CC
7533, 4, 6, 7, 9	Other automotive repair shops	72	(D)	(D)	(D)	EE
7533	Automotive exhaust system repair shops	11	3 916	1 149	273	55
7534	Tire retreading and repair shops	3	(D)	(D)	(D)	BB
7536	Automotive glass replacement shops	17	8 703	1 954	478	88
7537	Automotive transmission repair shops	17	3 841	1 073	261	54
7539	Automotive repair shops, n.e.c.	24	(D)	(D)	(D)	CC
7539 pt.	Radiator repair	9	(D)	(D)	(D)	BB
7539 pt.	Brake, front end, and wheel alignment	8	(D)	(D)	(D)	BB
7539 pt.	Automotive electrical and fuel system services	5	(D)	(D)	(D)	BB
7539 pt.	Other automotive repair shops, n.e.c.	2	(D)	(D)	(D)	AA
754	Automotive services, except repair	67	(D)	(D)	(D)	FF
7542	Carwashes	30	(D)	(D)	(D)	EE
7549	Automotive services, except repair and carwashes	37	17 327	4 634	1 062	258
76	Miscellaneous repair services	204	118 568	37 331	9 310	1 571
762	Electrical repair shops	50	20 582	7 475	1 843	375
7622	Radio and television repair shops	17	(D)	(D)	(D)	CC
7623, 9	Other electrical and electronic repair shops	33	(D)	(D)	(D)	CC
7623	Refrigeration and air-conditioning service and repair shops	3	(D)	(D)	(D)	BB
7629	Electrical and electronic repair shops, n.e.c.	30	(D)	(D)	(D)	CC
763	Watch, clock, and jewelry repair	11	2 553	1 019	254	49
764	Reupholstery and furniture repair	22	(D)	(D)	(D)	BB
769	Miscellaneous repair and related services	121	(D)	(D)	(D)	GG
7692	Welding repair	3	(D)	(D)	(D)	AA
7694	Armature rewinding shops	12	23 137	7 270	1 840	212
7699	Repair shops and related services, n.e.c.	106	(D)	(D)	(D)	FF
78, 79, 84	Amusement and recreation services, including motion pictures and museums	275	212 175	60 177	14 930	3 324
781, 2	Motion picture production, distribution, and services	49	(D)	(D)	(D)	EE
783	Motion picture theaters	26	(D)	(D)	(D)	EE
7832	Motion picture theaters, except drive-in	25	(D)	(D)	(D)	EE
7833	Drive-in motion picture theaters	1	(D)	(D)	(D)	AA
784	Video tape rental	50	18 155	3 475	838	378
792	Theatrical producers (except motion picture), bands, orchestras, and entertainers	35	(D)	(D)	(D)	CC
7922	Theatrical producers (except motion picture) and miscellaneous theatrical services	16	(D)	(D)	(D)	CC
7929	Bands, orchestras, actors, and other entertainers and entertainment groups	19	(D)	(D)	(D)	BB
793	Bowling centers	10	(D)	(D)	(D)	CC
79 ex. 792, 3, 84	Commercial sports and other amusement and recreation services, including museums	105	(D)	(D)	(D)	GG
794	Commercial sports	13	(D)	(D)	(D)	FF
7941	Professional sports clubs, managers, promoters	9	(D)	(D)	(D)	CC
7948	Racing, including track operation	4	(D)	(D)	(D)	FF
79 ex. 792, 3, 4, 84	Other amusement and recreation services, including museums	92	(D)	(D)	(D)	FF
791	Dance studios, schools, and halls	7	608	181	45	20
7991	Physical fitness facilities	15	6 233	2 253	474	224
7992	Public golf courses	9	(D)	(D)	(D)	CC
7993	Coin-operated amusement devices	10	(D)	(D)	(D)	BB
7996	Amusement parks	1	(D)	(D)	(D)	BB
7997	Membership sports and recreation clubs	9	(D)	(D)	(D)	CC
7999, 84	Amusement and recreation services, including museums, n.e.c.	41	(D)	(D)	(D)	EE
7999 pt.	Concession operators of amusement devices and rides	5	1 526	309	64	40
7999 pt.	Carnivals, circuses, and fairs	3	(D)	(D)	(D)	BB
7999 pt., 84	Other recreation and amusements, including museums	33	(D)	(D)	(D)	CC

Table 5. Summary Statistics for Firms Subject to Federal Income Tax for Places With 350 Establishments or More: 1992 — Con.

[Includes only establishments with payroll. For meaning of abbreviations and symbols, see introductory text. For explanation of terms and comparability of 1987 and 1992 censuses, see appendix A. For information on geographic areas followed by ▲, see appendix F]

SIC code	Geographic area and kind of business or operation	Establishments (number)	Receipts (\$1,000)	Annual payroll (\$1,000)	First-quarter payroll (\$1,000)	Paid employees for pay period including March 12 (number)
PORTLAND ▲—Con.						
80	Health services	1 164	717 003	322 711	69 796	9 971
801	Offices and clinics of doctors of medicine	507	394 111	196 389	41 327	3 737
8011 pt.	Offices of doctors of medicine	495	378 032	189 050	39 796	3 585
8011 pt.	General medical clinics	12	16 079	7 339	1 531	152
802	Offices and clinics of dentists	306	96 439	37 496	8 073	1 603
803	Offices and clinics of doctors of osteopathy	24	(D)	(D)	(D)	BB
804	Offices and clinics of other health practitioners	200	34 044	10 291	2 453	552
8041	Offices and clinics of chiropractors	80	11 293	2 784	638	164
8042	Offices and clinics of optometrists	26	6 371	1 549	365	97
8043	Offices and clinics of podiatrists	9	1 548	438	84	23
8049	Offices and clinics of health practitioners, n.e.c.	85	14 832	5 520	1 366	268
805	Nursing and personal care facilities	31	54 990	24 916	5 581	1 689
8051	Skilled nursing care facilities	20	43 482	18 257	3 981	1 217
8052	Intermediate care facilities	10	(D)	(D)	(D)	EE
8059	Nursing and personal care facilities, n.e.c.	1	(D)	(D)	(D)	BB
806	Hospitals	4	57 176	20 627	4 886	857
8062	General medical and surgical hospitals	2	(D)	(D)	(D)	FF
8063, 9	Specialty hospitals	2	(D)	(D)	(D)	EE
807, 8, 9	Other health services	92	(D)	(D)	(D)	GG
807	Medical and dental laboratories	41	19 665	8 088	1 810	284
8071	Medical laboratories	19	9 990	3 670	774	103
8072	Dental laboratories	22	9 675	4 418	1 036	181
808	Home health care services	21	(D)	(D)	(D)	FF
809	Miscellaneous health and allied services, n.e.c.	30	(D)	(D)	(D)	EE
8092	Kidney dialysis centers	2	(D)	(D)	(D)	AA
8093	Specialty outpatient facilities, n.e.c.	16	22 286	9 263	2 198	339
8099	Health and allied services, n.e.c.	12	(D)	(D)	(D)	CC
81	Legal services	648	515 156	181 742	38 037	4 954
823, 4, 9	Selected educational services	48	15 190	5 304	1 278	352
823	Libraries	—	—	—	—	—
824	Vocational schools	18	7 316	2 592	543	159
829	Schools and educational services, n.e.c.	30	7 874	2 712	735	193
83	Social services	154	40 875	18 116	4 171	1 278
835	Child day care services	59	6 749	3 358	779	341
832, 3, 6, 9	Other social services	95	34 126	14 758	3 392	937
87 ex. 8733	Engineering, accounting, research, management, and related services (except noncommercial research organizations)	866	610 888	256 361	57 823	7 336
871	Engineering, architectural, and surveying services	271	(D)	(D)	(D)	HH
8711	Engineering services	147	(D)	(D)	(D)	GG
8712	Architectural services	109	(D)	(D)	(D)	FF
8713	Surveying services	15	(D)	(D)	(D)	BB
872	Accounting, auditing, and bookkeeping services	277	(D)	(D)	(D)	GG
873 ex. 8733	Research, development, and testing services (except noncommercial research organizations)	50	(D)	(D)	(D)	FF
8731	Commercial physical and biological research	11	(D)	(D)	(D)	BB
8732	Commercial economic, sociological, and educational research	28	(D)	(D)	(D)	FF
8734	Testing laboratories	11	8 315	3 830	904	144
874	Management and public relations services	268	144 755	63 096	14 092	1 572
8741	Management services	63	(D)	(D)	(D)	FF
8742	Management consulting services	122	47 973	22 812	4 711	498
8743	Public relations services	32	(D)	(D)	(D)	CC
8744	Facilities support management services	2	(D)	(D)	(D)	AA
8748	Business consulting services, n.e.c.	49	(D)	(D)	(D)	CC
89	Services, n.e.c.	54	26 911	11 965	2 861	360
ROSEBURG						
	Total	356	145 107	55 231	13 374	3 513
70 ex. 704	Hotels, rooming houses, camps, and other lodging places (except membership lodging)	15	10 123	2 425	553	214
7011	Hotels and motels	13	(D)	(D)	(D)	CC
7011 pt.	Hotels	2	(D)	(D)	(D)	AA
7011 pt.	Motels, motor hotels, and tourist courts	11	(D)	(D)	(D)	CC
702, 3	Other lodging places	2	(D)	(D)	(D)	AA

Table 5. Summary Statistics for Firms Subject to Federal Income Tax for Places With 350 Establishments or More: 1992 — Con.

[Includes only establishments with payroll. For meaning of abbreviations and symbols, see introductory text. For explanation of terms and comparability of 1987 and 1992 censuses, see appendix A. For information on geographic areas followed by ▲, see appendix F]

SIC code	Geographic area and kind of business or operation	Establishments (number)	Receipts (\$1,000)	Annual payroll (\$1,000)	First-quarter payroll (\$1,000)	Paid employees for pay period including March 12 (number)
ROSEBURG—Con.						
72	Personal services -----	32	6 331	2 083	487	190
721	Laundry, cleaning, and garment services -----	9	2 039	728	149	53
7211	Power laundries, family and commercial* -----	—	—	—	—	—
7213	Linen supply* -----	—	—	—	—	—
7215	Coin-operated laundries and drycleaning -----	1	(D)	(D)	(D)	AA
7216	Drycleaning plants, except rug cleaning* -----	4	(D)	(D)	(D)	BB
7217	Carpet and upholstery cleaning -----	3	157	32	6	4
7218	Industrial laundriers* -----	1	(D)	(D)	(D)	BB
7212, 9	Other laundry, cleaning, and garment services* -----	—	—	—	—	—
722	Photographic studios, portrait -----	3	(D)	(D)	(D)	BB
723, 4	Beauty and barber shops -----	14	1 920	850	216	91
723	Beauty shops -----	14	1 920	850	216	91
724	Barber shops -----	—	—	—	—	—
725	Shoe repair shops and shoeshine parlors -----	—	—	—	—	—
726	Funeral service and crematories -----	2	(D)	(D)	(D)	AA
729	Miscellaneous personal services -----	4	(D)	(D)	(D)	AA
73	Business services -----	34	13 926	6 705	1 439	634
731	Advertising -----	1	(D)	(D)	(D)	AA
732	Consumer credit reporting agencies, mercantile reporting agencies, and adjustment and collection agencies -----	4	1 503	664	148	46
733	Mailing, reproduction, commercial art and photography, and stenographic services -----	1	(D)	(D)	(D)	AA
734	Services to dwellings and other buildings -----	8	1 018	417	97	39
735	Miscellaneous equipment rental and leasing -----	6	2 252	368	51	15
736	Personnel supply services -----	3	(D)	(D)	(D)	EE
737	Computer programming, data processing, and other computer related services -----	4	(D)	(D)	(D)	BB
7371, 2, 3	Computer programming, prepackaged software, and integrated systems -----	2	(D)	(D)	(D)	AA
7374, 5, 6	Data processing services -----	2	(D)	(D)	(D)	AA
7377, 8, 9	Computer rental and leasing, maintenance, and related services, n.e.c. -----	—	—	—	—	—
738	Miscellaneous business services -----	7	2 031	605	115	45
75	Automotive repair, services, and parking -----	31	8 522	2 607	625	163
751	Automotive rental and leasing, without drivers -----	1	(D)	(D)	(D)	AA
752	Automobile parking -----	—	—	—	—	—
753	Automotive repair shops -----	24	(D)	(D)	(D)	CC
7532	Top, body, and upholstery repair shops and paint shops -----	4	(D)	(D)	(D)	BB
7538	General automotive repair shops -----	13	3 060	953	231	49
7533, 4, 6, 7, 9	Other automotive repair shops -----	7	(D)	(D)	(D)	BB
754	Automotive services, except repair -----	6	(D)	(D)	(D)	BB
76	Miscellaneous repair services -----	16	4 721	1 427	384	103
762	Electrical repair shops -----	7	(D)	(D)	(D)	BB
7622	Radio and television repair shops -----	3	1 089	346	85	18
7623, 9	Other electrical and electronic repair shops -----	4	(D)	(D)	(D)	BB
763	Watch, clock, and jewelry repair -----	—	—	—	—	—
764	Reupholstery and furniture repair -----	1	(D)	(D)	(D)	AA
769	Miscellaneous repair and related services -----	8	(D)	(D)	(D)	BB
78, 79, 84	Amusement and recreation services, including motion pictures and museums -----	16	(D)	(D)	(D)	BB
781, 2	Motion picture production, distribution, and services -----	—	—	—	—	—
783	Motion picture theaters -----	2	(D)	(D)	(D)	BB
784	Video tape rental -----	6	(D)	(D)	(D)	BB
792	Theatrical producers (except motion picture), bands, orchestras, and entertainers -----	—	—	—	—	—
793	Bowling centers -----	—	—	—	—	—
79 ex. 792, 3, 84	Commercial sports and other amusement and recreation services, including museums -----	8	1 228	226	49	23
80	Health services -----	125	80 428	31 297	7 930	1 687
801	Offices and clinics of doctors of medicine -----	72	31 325	14 982	3 281	377
802	Offices and clinics of dentists -----	24	8 157	3 277	709	127
803	Offices and clinics of doctors of osteopathy -----	1	(D)	(D)	(D)	AA
804	Offices and clinics of other health practitioners -----	15	(D)	(D)	(D)	BB
805	Nursing and personal care facilities -----	4	(D)	(D)	(D)	FF
806	Hospitals -----	1	(D)	(D)	(D)	EE
807, 8, 9	Other health services -----	8	(D)	(D)	(D)	BB
81	Legal services -----	31	5 748	2 894	645	120
823, 4, 9	Selected educational services -----	3	(D)	(D)	(D)	AA
83	Social services -----	15	4 894	2 106	445	136
835	Child day care services -----	1	(D)	(D)	(D)	AA
832, 3, 6, 9	Other social services -----	14	(D)	(D)	(D)	CC

Table 5. Summary Statistics for Firms Subject to Federal Income Tax for Places With 350 Establishments or More: 1992 — Con.

[Includes only establishments with payroll. For meaning of abbreviations and symbols, see introductory text. For explanation of terms and comparability of 1987 and 1992 censuses, see appendix A. For information on geographic areas followed by ▲, see appendix F]

SIC code	Geographic area and kind of business or operation	Establishments (number)	Receipts (\$1,000)	Annual payroll (\$1,000)	First-quarter payroll (\$1,000)	Paid employees for pay period including March 12 (number)
ROSEBURG—Con.						
87 ex. 8733	Engineering, accounting, research, management, and related services (except noncommercial research organizations) -----	37	7 010	3 094	733	162
871	Engineering, architectural, and surveying services -----	10	(D)	(D)	(D)	BB
872	Accounting, auditing, and bookkeeping services -----	24	4 789	2 064	536	122
873 ex. 8733	Research, development, and testing services (except noncommercial research organizations) -----	—	—	—	—	—
874	Management and public relations services -----	3	(D)	(D)	(D)	AA
89	Services, n.e.c. -----	1	(D)	(D)	(D)	AA
SALEM ▲						
	Total -----	1 214	531 613	203 323	45 297	10 808
70 ex. 704	Hotels, rooming houses, camps, and other lodging places (except membership lodging) -----	16	(D)	(D)	(D)	EE
7011	Hotels and motels -----	15	9 886	2 332	573	346
7011 pt.	Hotels -----	3	(D)	(D)	(D)	CC
7011 pt.	Motels, motor hotels, and tourist courts -----	12	(D)	(D)	(D)	CC
702, 3	Other lodging places -----	1	(D)	(D)	(D)	AA
72	Personal services -----	102	25 588	9 495	2 252	810
721	Laundry, cleaning, and garment services -----	24	6 816	2 497	562	181
7211	Power laundries, family and commercial* -----	—	—	—	—	—
7213	Linen supply* -----	—	—	—	—	—
7215	Coin-operated laundries and drycleaning -----	1	(D)	(D)	(D)	AA
7216	Drycleaning plants, except rug cleaning* -----	14	2 857	1 201	291	94
7217	Carpet and upholstery cleaning -----	6	899	202	30	24
7218	Industrial laundries* -----	1	(D)	(D)	(D)	BB
7212, 9	Other laundry, cleaning, and garment services* -----	2	(D)	(D)	(D)	AA
722	Photographic studios, portrait -----	11	4 198	1 410	277	95
723, 4	Beauty and barber shops -----	43	6 970	3 112	748	293
723	Beauty shops -----	39	(D)	(D)	(D)	EE
724	Barber shops -----	4	(D)	(D)	(D)	AA
725	Shoe repair shops and shoeshine parlors -----	2	(D)	(D)	(D)	AA
726	Funeral service and crematories -----	6	3 522	1 335	314	47
729	Miscellaneous personal services -----	16	(D)	(D)	(D)	CC
73	Business services -----	194	87 842	37 129	7 830	2 378
731	Advertising -----	7	1 159	234	48	12
732	Consumer credit reporting agencies, mercantile reporting agencies, and adjustment and collection agencies -----	5	2 918	1 307	294	57
733	Mailing, reproduction, commercial art and photography, and stenographic services -----	22	9 615	3 710	611	176
734	Services to dwellings and other buildings -----	43	6 350	2 656	564	283
735	Miscellaneous equipment rental and leasing -----	14	6 822	1 623	330	74
736	Personnel supply services -----	24	21 862	15 225	3 134	1 039
737	Computer programming, data processing, and other computer related services -----	27	10 443	4 204	994	153
7371, 2, 3	Computer programming, prepackaged software, and integrated systems -----	17	7 245	2 967	682	103
7374, 5, 6	Data processing services -----	4	(D)	(D)	(D)	BB
7377, 8, 9	Computer rental and leasing, maintenance, and related services, n.e.c. -----	6	(D)	(D)	(D)	BB
738	Miscellaneous business services -----	52	28 673	8 170	1 855	584
75	Automotive repair, services, and parking -----	90	24 456	6 856	1 620	477
751	Automotive rental and leasing, without drivers -----	5	(D)	(D)	(D)	AA
752	Automobile parking -----	1	(D)	(D)	(D)	AA
753	Automotive repair shops -----	70	20 578	5 829	1 364	329
7532	Top, body, and upholstery repair shops and paint shops -----	19	8 089	2 615	619	152
7538	General automotive repair shops -----	34	7 606	1 895	438	114
7533, 4, 6, 7, 9	Other automotive repair shops -----	17	4 883	1 319	307	63
754	Automotive services, except repair -----	14	2 879	855	211	127
76	Miscellaneous repair services -----	38	13 233	5 306	1 072	283
762	Electrical repair shops -----	11	6 826	3 709	665	168
7622	Radio and television repair shops -----	4	1 263	495	157	26
7623, 9	Other electrical and electronic repair shops -----	7	5 563	3 214	508	142
763	Watch, clock, and jewelry repair -----	—	—	—	—	—
764	Reupholstery and furniture repair -----	1	(D)	(D)	(D)	AA
769	Miscellaneous repair and related services -----	26	(D)	(D)	(D)	CC
78, 79, 84	Amusement and recreation services, including motion pictures and museums -----	51	31 252	5 062	1 111	449
781, 2	Motion picture production, distribution, and services -----	—	—	—	—	—
783	Motion picture theaters -----	6	(D)	(D)	(D)	BB
784	Video tape rental -----	14	(D)	(D)	(D)	BB
792	Theatrical producers (except motion picture), bands, orchestras, and entertainers -----	1	(D)	(D)	(D)	AA
793	Bowling centers -----	1	(D)	(D)	(D)	AA
79 ex. 792, 3, 84	Commercial sports and other amusement and recreation services, including museums -----	29	22 597	3 823	824	300

Table 5. Summary Statistics for Firms Subject to Federal Income Tax for Places With 350 Establishments or More: 1992 — Con.

[Includes only establishments with payroll. For meaning of abbreviations and symbols, see introductory text. For explanation of terms and comparability of 1987 and 1992 censuses, see appendix A. For information on geographic areas followed by ▲, see appendix F]

SIC code	Geographic area and kind of business or operation	Establishments (number)	Receipts (\$1,000)	Annual payroll (\$1,000)	First-quarter payroll (\$1,000)	Paid employees for pay period including March 12 (number)
	SALEM ▲—Con.					
80	Health services	340	182 923	81 027	18 176	3 148
801	Offices and clinics of doctors of medicine	147	98 619	47 674	9 647	1 240
802	Offices and clinics of dentists	90	31 953	10 631	2 203	467
803	Offices and clinics of doctors of osteopathy	3	(D)	(D)	(D)	AA
804	Offices and clinics of other health practitioners	54	10 017	3 147	672	141
805	Nursing and personal care facilities	14	21 431	10 933	3 819	817
806	Hospitals	—	—	—	—	—
807, 8, 9	Other health services	32	(D)	(D)	(D)	EE
81	Legal services	136	39 172	15 976	3 292	579
823, 4, 9	Selected educational services	18	6 091	2 172	550	134
83	Social services	74	35 176	7 037	1 599	775
835	Child day care services	16	1 503	644	170	96
832, 3, 6, 9	Other social services	58	33 673	6 393	1 429	679
87 ex. 8733	Engineering, accounting, research, management, and related services (except noncommercial research organizations)	152	74 924	30 487	7 118	1 408
871	Engineering, architectural, and surveying services	35	13 585	5 329	1 168	178
872	Accounting, auditing, and bookkeeping services	58	18 626	8 044	1 958	400
873 ex. 8733	Research, development, and testing services (except noncommercial research organizations)	8	3 478	1 259	278	64
874	Management and public relations services	51	39 235	15 855	3 714	766
89	Services, n.e.c.	3	(D)	(D)	(D)	AA
	TIGARD					
	Total	460	255 457	99 492	21 846	3 948
70 ex. 704	Hotels, rooming houses, camps, and other lodging places (except membership lodging)	6	(D)	(D)	(D)	BB
7011	Hotels and motels	4	2 196	390	96	57
7011 pt. 7011 pt.	Hotels	—	—	—	—	—
7011 pt.	Motels, motor hotels, and tourist courts	4	2 196	390	96	57
702, 3	Other lodging places	2	(D)	(D)	(D)	AA
72	Personal services	49	9 442	3 233	693	269
721	Laundry, cleaning, and garment services	14	1 415	463	112	35
7211	Power laundries, family and commercial*	—	—	—	—	—
7213	Linen supply*	—	—	—	—	—
7215	Coin-operated laundries and drycleaning	1	(D)	(D)	(D)	AA
7216	Drycleaning plants, except rug cleaning*	5	608	240	64	16
7217	Carpet and upholstery cleaning	5	447	112	20	12
7218	Industrial launderers*	—	—	—	—	—
7212, 9	Other laundry, cleaning, and garment services*	3	(D)	(D)	(D)	AA
722	Photographic studios, portrait	6	1 885	451	83	55
723, 4	Beauty and barber shops	18	2 966	1 262	297	114
723	Beauty shops	18	2 966	1 262	297	114
724	Barber shops	—	—	—	—	—
725	Shoe repair shops and shoeshine parlors	1	(D)	(D)	(D)	AA
726	Funeral service and crematories	1	(D)	(D)	(D)	AA
729	Miscellaneous personal services	9	(D)	(D)	(D)	BB
73	Business services	109	81 932	33 043	6 986	1 294
731	Advertising	6	2 296	681	146	27
732	Consumer credit reporting agencies, mercantile reporting agencies, and adjustment and collection agencies	3	(D)	(D)	(D)	AA
733	Mailing, reproduction, commercial art and photography, and stenographic services	10	1 949	757	140	47
734	Services to dwellings and other buildings	10	2 233	565	157	51
735	Miscellaneous equipment rental and leasing	6	11 140	3 707	695	93
736	Personnel supply services	12	16 937	12 678	2 476	643
737	Computer programming, data processing, and other computer related services	40	36 175	12 540	2 865	334
7371, 2, 3	Computer programming, prepackaged software, and integrated systems	28	31 207	11 149	2 479	272
7374, 5, 6	Data processing services	4	619	93	22	4
7377, 8, 9	Computer rental and leasing, maintenance, and related services, n.e.c.	8	4 349	1 298	364	58
738	Miscellaneous business services	22	(D)	(D)	(D)	BB
75	Automotive repair, services, and parking	31	12 240	3 867	849	167
751	Automotive rental and leasing, without drivers	—	—	—	—	—
752	Automobile parking	—	—	—	—	—
753	Automotive repair shops	27	10 837	3 363	721	117
7532	Top, body, and upholstery repair shops and paint shops	5	1 453	475	76	15
7538	General automotive repair shops	14	6 628	2 148	478	69
7533, 4, 6, 7, 9	Other automotive repair shops	8	2 756	740	167	33
754	Automotive services, except repair	4	1 403	504	128	50

Table 5. Summary Statistics for Firms Subject to Federal Income Tax for Places With 350 Establishments or More: 1992 — Con.

[Includes only establishments with payroll. For meaning of abbreviations and symbols, see introductory text. For explanation of terms and comparability of 1987 and 1992 censuses, see appendix A. For information on geographic areas followed by ▲, see appendix F]

SIC code	Geographic area and kind of business or operation	Establishments (number)	Receipts (\$1,000)	Annual payroll (\$1,000)	First-quarter payroll (\$1,000)	Paid employees for pay period including March 12 (number)
	TIGARD—Con.					
76	Miscellaneous repair services -----	14	2 599	928	242	92
762	Electrical repair shops -----	6	1 652	553	146	63
7622	Radio and television repair shops -----	2	(D)	(D)	(D)	AA
7623, 9	Other electrical and electronic repair shops -----	4	(D)	(D)	(D)	BB
763	Watch, clock, and jewelry repair -----	—	—	—	—	—
764	Reupholstery and furniture repair -----	1	(D)	(D)	(D)	AA
769	Miscellaneous repair and related services -----	7	(D)	(D)	(D)	AA
78, 79, 84	Amusement and recreation services, including motion pictures and museums -----	19	5 289	1 377	515	89
781, 2	Motion picture production, distribution, and services -----	1	(D)	(D)	(D)	AA
783	Motion picture theaters -----	2	(D)	(D)	(D)	BB
784	Video tape rental -----	3	966	195	48	26
792	Theatrical producers (except motion picture), bands, orchestras, and entertainers -----	2	(D)	(D)	(D)	AA
793	Bowling centers -----	1	(D)	(D)	(D)	AA
79 ex. 792, 3, 84	Commercial sports and other amusement and recreation services, including museums -----	10	1 038	332	64	25
80	Health services -----	103	84 011	31 245	7 165	1 107
801	Offices and clinics of doctors of medicine -----	23	27 069	7 244	1 581	227
802	Offices and clinics of dentists -----	33	14 092	5 741	1 298	195
803	Offices and clinics of doctors of osteopathy -----	2	(D)	(D)	(D)	AA
804	Offices and clinics of other health practitioners -----	30	9 778	4 015	719	159
805	Nursing and personal care facilities -----	3	(D)	(D)	(D)	CC
806	Hospitals -----	—	—	—	—	—
807, 8, 9	Other health services -----	12	28 715	11 340	2 919	400
81	Legal services -----	18	6 702	1 619	344	63
823, 4, 9	Selected educational services -----	5	2 002	746	147	31
83	Social services -----	29	5 463	1 976	453	204
835	Child day care services -----	11	2 816	1 187	284	153
832, 3, 6, 9	Other social services -----	18	2 647	789	169	51
87 ex. 8733	Engineering, accounting, research, management, and related services (except noncommercial research organizations) -----	73	42 015	20 687	4 286	565
871	Engineering, architectural, and surveying services -----	29	25 206	12 884	2 625	291
872	Accounting, auditing, and bookkeeping services -----	20	(D)	(D)	(D)	BB
873 ex. 8733	Research, development, and testing services (except noncommercial research organizations) -----	3	(D)	(D)	(D)	BB
874	Management and public relations services -----	21	8 165	3 602	821	128
89	Services, n.e.c. -----	4	(D)	(D)	(D)	AA

Table 6. Summary Statistics for Firms Subject to Federal Income Tax for Counties With 350 Establishments or More: 1992

[Includes only establishments with payroll. For meaning of abbreviations and symbols, see introductory text. For explanation of terms and comparability of 1987 and 1992 censuses, see appendix A. For information on geographic areas followed by ▲, see appendix F]

SIC code	Geographic area and kind of business or operation	Establishments (number)	Receipts (\$1,000)	Annual payroll (\$1,000)	First-quarter payroll (\$1,000)	Paid employees for pay period including March 12 (number)
	BENTON COUNTY					
	Total -----	556	231 014	107 227	26 343	4 506
70 ex. 704	Hotels, rooming houses, camps, and other lodging places (except membership lodging) -----	13	5 310	849	166	104
7011	Hotels and motels -----	8	4 775	778	154	99
7011 pt.	Hotels -----	2	(D)	(D)	(D)	BB
7011 pt.	Motels, motor hotels, and tourist courts -----	6	(D)	(D)	(D)	BB
702, 3	Other lodging places -----	5	535	71	12	5

OR-40 OREGON

SERVICE INDUSTRIES—GEOGRAPHIC AREA SERIES

Table 6. Summary Statistics for Firms Subject to Federal Income Tax for Counties With 350 Establishments or More: 1992 — Con.

[Includes only establishments with payroll. For meaning of abbreviations and symbols, see introductory text. For explanation of terms and comparability of 1987 and 1992 censuses, see appendix A. For information on geographic areas followed by ▲, see appendix F]

SIC code	Geographic area and kind of business or operation	Establishments (number)	Receipts (\$1,000)	Annual payroll (\$1,000)	First-quarter payroll (\$1,000)	Paid employees for pay period including March 12 (number)
BENTON COUNTY—Con.						
72	Personal services	50	8 917	3 651	814	260
721	Laundry, cleaning, and garment services	12	4 074	1 643	388	84
7211	Power laundries, family and commercial*	—	—	—	—	—
7213	Linen supply*	—	—	—	—	—
7215	Coin-operated laundries and drycleaning	1	(D)	(D)	(D)	AA
7216	Drycleaning plants, except rug cleaning*	5	1 295	424	86	27
7217	Carpet and upholstery cleaning	3	(D)	(D)	(D)	AA
7218	Industrial laundriers*	1	(D)	(D)	(D)	BB
7212, 9	Other laundry, cleaning, and garment services*	2	(D)	(D)	(D)	AA
722	Photographic studios, portrait	5	461	124	19	8
723, 4	Beauty and barber shops	22	3 080	1 399	342	130
723	Beauty shops	20	(D)	(D)	(D)	CC
724	Barber shops	2	(D)	(D)	(D)	AA
725	Shoe repair shops and shoeshine parlors	1	(D)	(D)	(D)	AA
726	Funeral service and crematories	2	(D)	(D)	(D)	AA
729	Miscellaneous personal services	8	(D)	(D)	(D)	BB
73	Business services	97	54 775	16 005	3 456	826
731	Advertising	1	(D)	(D)	(D)	AA
732	Consumer credit reporting agencies, mercantile reporting agencies, and adjustment and collection agencies	1	(D)	(D)	(D)	AA
733	Mailing, reproduction, commercial art and photography, and stenographic services	13	3 674	675	156	65
734	Services to dwellings and other buildings	23	2 700	961	226	105
735	Miscellaneous equipment rental and leasing	8	1 800	472	107	28
736	Personnel supply services	6	3 502	2 770	443	150
737	Computer programming, data processing, and other computer related services	28	37 946	9 246	2 111	284
7371, 2, 3	Computer programming, prepackaged software, and integrated systems	22	37 321	9 026	2 080	267
7374, 5, 6	Data processing services	2	(D)	(D)	(D)	AA
7377, 8, 9	Computer rental and leasing, maintenance, and related services, n.e.c.	4	(D)	(D)	(D)	AA
738	Miscellaneous business services	17	(D)	(D)	(D)	CC
75	Automotive repair, services, and parking	38	7 521	2 157	495	134
751	Automotive rental and leasing, without drivers	2	(D)	(D)	(D)	AA
752	Automobile parking	—	—	—	—	—
753	Automotive repair shops	31	6 275	1 869	430	111
7532	Top, body, and upholstery repair shops and paint shops	3	1 291	494	128	25
7538	General automotive repair shops	18	3 391	1 000	211	52
7533, 4, 6, 7, 9	Other automotive repair shops	10	1 593	375	91	34
754	Automotive services, except repair	5	(D)	(D)	(D)	AA
76	Miscellaneous repair services	12	(D)	(D)	(D)	BB
762	Electrical repair shops	3	339	111	28	6
7622	Radio and television repair shops	2	(D)	(D)	(D)	AA
7623, 9	Other electrical and electronic repair shops	1	(D)	(D)	(D)	AA
763	Watch, clock, and jewelry repair	—	—	—	—	—
764	Reupholstery and furniture repair	3	647	214	38	13
769	Miscellaneous repair and related services	6	(D)	(D)	(D)	AA
78, 79, 84	Amusement and recreation services, including motion pictures and museums	38	9 396	2 920	559	309
781, 2	Motion picture production, distribution, and services	3	(D)	(D)	(D)	BB
783	Motion picture theaters	3	(D)	(D)	(D)	BB
784	Video tape rental	11	2 188	581	114	63
792	Theatrical producers (except motion picture), bands, orchestras, and entertainers	1	(D)	(D)	(D)	AA
793	Bowling centers	1	(D)	(D)	(D)	AA
79 ex. 792, 3, 84	Commercial sports and other amusement and recreation services, including museums	19	4 239	1 485	290	173
80	Health services	134	74 332	37 109	8 741	1 347
801	Offices and clinics of doctors of medicine	55	43 103	22 863	5 506	618
802	Offices and clinics of dentists	39	13 939	5 546	1 240	202
803	Offices and clinics of doctors of osteopathy	1	(D)	(D)	(D)	AA
804	Offices and clinics of other health practitioners	27	4 323	1 575	334	78
805	Nursing and personal care facilities	3	9 203	5 398	1 243	362
806	Hospitals	—	—	—	—	—
807, 8, 9	Other health services	9	(D)	(D)	(D)	BB
81	Legal services	37	6 319	2 450	619	76
823, 4, 9	Selected educational services	6	2 296	636	177	54
83	Social services	26	4 713	2 146	465	229
835	Child day care services	9	1 107	622	168	87
832, 3, 6, 9	Other social services	17	3 606	1 524	297	142

Table 6. Summary Statistics for Firms Subject to Federal Income Tax for Counties With 350 Establishments or More: 1992 — Con.

[Includes only establishments with payroll. For meaning of abbreviations and symbols, see introductory text. For explanation of terms and comparability of 1987 and 1992 censuses, see appendix A. For information on geographic areas followed by ▲, see appendix F]

SIC code	Geographic area and kind of business or operation	Establishments (number)	Receipts (\$1,000)	Annual payroll (\$1,000)	First-quarter payroll (\$1,000)	Paid employees for pay period including March 12 (number)
BENTON COUNTY—Con.						
87 ex. 8733	Engineering, accounting, research, management, and related services (except noncommercial research organizations) -----	95	44 863	33 261	9 452	954
871	Engineering, architectural, and surveying services -----	40	35 230	29 343	8 651	741
872	Accounting, auditing, and bookkeeping services -----	28	5 341	2 375	526	129
873 ex. 8733	Research, development, and testing services (except noncommercial research organizations) -----	9	1 870	739	110	42
874	Management and public relations services -----	18	2 422	804	165	42
89	Services, n.e.c. -----	10	(D)	(D)	(D)	CC
CLACKAMAS COUNTY						
	Total -----	1 936	763 436	275 769	60 946	14 187
70 ex. 704	Hotels, rooming houses, camps, and other lodging places (except membership lodging) -----	41	42 264	13 661	3 012	1 200
7011	Hotels and motels -----	32	40 438	13 046	2 911	1 158
7011 pt.	Hotels -----	10	25 509	9 058	1 973	794
7011 pt.	Motels, motor hotels, and tourist courts -----	22	14 929	3 988	938	364
702, 3	Other lodging places -----	9	1 826	615	101	42
72	Personal services -----	180	36 304	11 729	2 751	1 104
721	Laundry, cleaning, and garment services -----	48	12 901	4 579	977	326
7211	Power laundries, family and commercial* -----	—	—	—	—	—
7213	Linen supply* -----	1	(D)	(D)	(D)	AA
7215	Coin-operated laundries and drycleaning -----	7	(D)	(D)	(D)	AA
7216	Drycleaning plants, except rug cleaning* -----	27	8 854	2 835	649	230
7217	Carpet and upholstery cleaning -----	10	(D)	(D)	(D)	BB
7218	Industrial laundries* -----	1	(D)	(D)	(D)	BB
7212, 9	Other laundry, cleaning, and garment services* -----	2	(D)	(D)	(D)	AA
722	Photographic studios, portrait -----	15	3 972	836	208	107
723, 4	Beauty and barber shops -----	77	9 542	3 928	926	385
723	Beauty shops -----	75	(D)	(D)	(D)	EE
724	Barber shops -----	2	(D)	(D)	(D)	AA
725	Shoe repair shops and shoeshine parlors -----	2	(D)	(D)	(D)	AA
726	Funeral service and crematories -----	10	3 983	859	191	39
729	Miscellaneous personal services -----	28	(D)	(D)	(D)	CC
73	Business services -----	326	159 147	55 570	12 533	3 634
731	Advertising -----	11	(D)	(D)	(D)	BB
732	Consumer credit reporting agencies, mercantile reporting agencies, and adjustment and collection agencies -----	6	(D)	(D)	(D)	BB
733	Mailing, reproduction, commercial art and photography, and stenographic services -----	31	9 694	1 477	288	93
734	Services to dwellings and other buildings -----	61	10 314	4 626	1 093	553
735	Miscellaneous equipment rental and leasing -----	24	(D)	(D)	(D)	CC
736	Personnel supply services -----	24	(D)	(D)	(D)	GG
737	Computer programming, data processing, and other computer related services -----	76	68 170	24 947	6 039	788
7371, 2, 3	Computer programming, prepackaged software, and integrated systems -----	41	(D)	(D)	(D)	EE
7374, 5, 6	Data processing services -----	11	(D)	(D)	(D)	CC
7377, 8, 9	Computer rental and leasing, maintenance, and related services, n.e.c. -----	24	(D)	(D)	(D)	BB
738	Miscellaneous business services -----	93	(D)	(D)	(D)	EE
75	Automotive repair, services, and parking -----	179	64 868	15 474	3 725	940
751	Automotive rental and leasing, without drivers -----	12	9 755	1 229	287	54
752	Automobile parking -----	—	—	—	—	—
753	Automotive repair shops -----	136	46 106	11 717	2 785	619
7532	Top, body, and upholstery repair shops and paint shops -----	35	13 786	3 610	894	263
7538	General automotive repair shops -----	70	23 533	5 956	1 380	240
7533, 4, 6, 7, 9	Other automotive repair shops -----	31	8 787	2 151	511	116
754	Automotive services, except repair -----	31	9 007	2 528	653	267
76	Miscellaneous repair services -----	87	28 306	8 000	1 801	330
762	Electrical repair shops -----	16	11 988	3 554	847	111
7622	Radio and television repair shops -----	9	8 801	2 775	653	86
7623, 9	Other electrical and electronic repair shops -----	7	3 187	779	194	25
763	Watch, clock, and jewelry repair -----	—	—	—	—	—
764	Reupholstery and furniture repair -----	6	524	198	28	6
769	Miscellaneous repair and related services -----	65	15 794	4 248	926	213
78, 79, 84	Amusement and recreation services, including motion pictures and museums -----	120	48 367	10 325	2 276	1 011
781, 2	Motion picture production, distribution, and services -----	6	(D)	(D)	(D)	BB
783	Motion picture theaters -----	6	(D)	(D)	(D)	BB
784	Video tape rental -----	32	5 262	1 034	254	156
792	Theatrical producers (except motion picture), bands, orchestras, and entertainers -----	5	2 269	340	49	19
793	Bowling centers -----	8	3 052	772	214	89
79 ex. 792, 3, 84	Commercial sports and other amusement and recreation services, including museums -----	63	28 816	7 008	1 456	628

Table 6. Summary Statistics for Firms Subject to Federal Income Tax for Counties With 350 Establishments or More: 1992 — Con.

[Includes only establishments with payroll. For meaning of abbreviations and symbols, see introductory text. For explanation of terms and comparability of 1987 and 1992 censuses, see appendix A. For information on geographic areas followed by ▲, see appendix F]

SIC code	Geographic area and kind of business or operation	Establishments (number)	Receipts (\$1,000)	Annual payroll (\$1,000)	First-quarter payroll (\$1,000)	Paid employees for pay period including March 12 (number)
CLACKAMAS COUNTY — Con.						
80	Health services	464	237 749	104 740	22 339	3 296
801	Offices and clinics of doctors of medicine	155	127 215	62 667	13 099	1 131
802	Offices and clinics of dentists	145	50 535	18 378	3 840	769
803	Offices and clinics of doctors of osteopathy	18	4 873	1 801	363	72
804	Offices and clinics of other health practitioners	92	(D)	(D)	(D)	EE
805	Nursing and personal care facilities	23	28 306	14 208	3 249	896
806	Hospitals	—	—	—	—	—
807, 8, 9	Other health services	31	(D)	(D)	(D)	CC
81	Legal services	103	19 168	5 636	1 194	225
823, 4, 9	Selected educational services	20	(D)	(D)	(D)	CC
83	Social services	86	18 826	7 172	1 639	723
835	Child day care services	40	8 281	3 711	854	412
832, 3, 6, 9	Other social services	46	10 545	3 461	785	311
87 ex. 8733	Engineering, accounting, research, management, and related services (except noncommercial research organizations)	307	98 999	40 162	8 967	1 551
871	Engineering, architectural, and surveying services	100	44 277	18 803	4 243	538
872	Accounting, auditing, and bookkeeping services	97	17 431	6 595	1 454	339
873 ex. 8733	Research, development, and testing services (except noncommercial research organizations)	13	6 768	2 524	557	146
874	Management and public relations services	97	30 523	12 240	2 713	528
89	Services, n.e.c.	23	(D)	(D)	(D)	BB
COOS COUNTY						
	Total	414	134 550	49 184	10 391	2 786
70 ex. 704	Hotels, rooming houses, camps, and other lodging places (except membership lodging)	32	(D)	(D)	(D)	EE
7011	Hotels and motels	29	12 316	2 912	656	326
7011 pt. 7011 pt.	Hotels	8	2 460	436	117	51
	Motels, motor hotels, and tourist courts	21	9 856	2 476	539	275
702, 3	Other lodging places	3	(D)	(D)	(D)	AA
72	Personal services	32	4 955	1 563	347	135
721	Laundry, cleaning, and garment services	10	2 017	838	174	56
7211	Power laundries, family and commercial*	—	—	—	—	—
7213	Linen supply*	—	—	—	—	—
7215	Coin-operated laundries and drycleaning	2	(D)	(D)	(D)	AA
7216	Drycleaning plants, except rug cleaning*	3	313	105	19	6
7217	Carpet and upholstery cleaning	4	(D)	(D)	(D)	AA
7218	Industrial launderers*	1	(D)	(D)	(D)	BB
7212, 9	Other laundry, cleaning, and garment services*	—	—	—	—	—
722	Photographic studios, portrait	2	(D)	(D)	(D)	AA
723, 4	Beauty and barber shops	9	745	222	50	23
723	Beauty shops	8	(D)	(D)	(D)	BB
724	Barber shops	1	(D)	(D)	(D)	AA
725	Shoe repair shops and shoeshine parlors	1	(D)	(D)	(D)	AA
726	Funeral service and crematories	4	(D)	(D)	(D)	AA
729	Miscellaneous personal services	6	510	138	43	33
73	Business services	44	12 044	5 613	1 165	557
731	Advertising	—	—	—	—	—
732	Consumer credit reporting agencies, mercantile reporting agencies, and adjustment and collection agencies	4	769	258	61	14
733	Mailing, reproduction, commercial art and photography, and stenographic services	1	(D)	(D)	(D)	AA
734	Services to dwellings and other buildings	13	1 201	496	117	40
735	Miscellaneous equipment rental and leasing	3	2 256	397	69	17
736	Personnel supply services	5	(D)	(D)	(D)	EE
737	Computer programming, data processing, and other computer related services	3	(D)	(D)	(D)	BB
7371, 2, 3	Computer programming, prepackaged software, and integrated systems	1	(D)	(D)	(D)	AA
7374, 5, 6 7377, 8, 9	Data processing services	1	(D)	(D)	(D)	AA
	Computer rental and leasing, maintenance, and related services, n.e.c.	1	(D)	(D)	(D)	AA
738	Miscellaneous business services	15	2 436	1 141	246	138
75	Automotive repair, services, and parking	39	10 310	2 451	565	149
751	Automotive rental and leasing, without drivers	5	(D)	(D)	(D)	AA
752	Automobile parking	—	—	—	—	—
753	Automotive repair shops	31	8 680	2 077	507	118
7532	Top, body, and upholstery repair shops and paint shops	10	2 669	710	175	40
7538	General automotive repair shops	15	4 813	1 196	292	64
7533, 4, 6, 7, 9	Other automotive repair shops	6	1 198	171	40	14
754	Automotive services, except repair	3	(D)	(D)	(D)	AA

Table 6. Summary Statistics for Firms Subject to Federal Income Tax for Counties With 350 Establishments or More: 1992 — Con.

[Includes only establishments with payroll. For meaning of abbreviations and symbols, see introductory text. For explanation of terms and comparability of 1987 and 1992 censuses, see appendix A. For information on geographic areas followed by ▲, see appendix F]

SIC code	Geographic area and kind of business or operation	Establishments (number)	Receipts (\$1,000)	Annual payroll (\$1,000)	First-quarter payroll (\$1,000)	Paid employees for pay period including March 12 (number)
COOS COUNTY—Con.						
76	Miscellaneous repair services -----	23	6 781	1 583	371	75
762	Electrical repair shops -----	9	1 461	480	118	27
7622	Radio and television repair shops -----	2	(D)	(D)	(D)	AA
7623, 9	Other electrical and electronic repair shops -----	7	(D)	(D)	(D)	AA
763	Watch, clock, and jewelry repair -----	—	—	—	—	—
764	Reupholstery and furniture repair -----	1	(D)	(D)	(D)	AA
769	Miscellaneous repair and related services -----	13	(D)	(D)	(D)	BB
78, 79, 84	Amusement and recreation services, including motion pictures and museums -----	29	5 614	1 428	327	187
781, 2	Motion picture production, distribution, and services -----	—	—	—	—	—
783	Motion picture theaters -----	2	(D)	(D)	(D)	BB
784	Video tape rental -----	13	(D)	(D)	(D)	BB
792	Theatrical producers (except motion picture), bands, orchestras, and entertainers -----	—	—	—	—	—
793	Bowling centers -----	1	(D)	(D)	(D)	AA
79 ex. 792, 3, 84	Commercial sports and other amusement and recreation services, including museums -----	13	2 144	631	140	93
80	Health services -----	115	59 953	26 090	5 302	991
801	Offices and clinics of doctors of medicine -----	55	38 132	16 959	3 227	449
802	Offices and clinics of dentists -----	27	8 732	3 696	794	140
803	Offices and clinics of doctors of osteopathy -----	—	—	—	—	—
804	Offices and clinics of other health practitioners -----	16	3 113	813	185	59
805	Nursing and personal care facilities -----	5	6 754	3 086	801	282
806	Hospitals -----	—	—	—	—	—
807, 8, 9	Other health services -----	12	3 222	1 536	295	61
81	Legal services -----	32	6 630	1 972	394	92
823, 4, 9	Selected educational services -----	3	113	22	6	6
83	Social services -----	19	1 272	360	70	46
835	Child day care services -----	8	168	62	12	11
832, 3, 6, 9	Other social services -----	11	1 104	298	58	35
87 ex. 8733	Engineering, accounting, research, management, and related services (except noncommercial research organizations) -----	45	14 072	5 133	1 175	206
871	Engineering, architectural, and surveying services -----	15	(D)	(D)	(D)	BB
872	Accounting, auditing, and bookkeeping services -----	25	5 079	1 774	442	89
873 ex. 8733	Research, development, and testing services (except noncommercial research organizations) -----	—	—	—	—	—
874	Management and public relations services -----	5	(D)	(D)	(D)	BB
89	Services, n.e.c. -----	1	(D)	(D)	(D)	AA
DESCHUTES COUNTY						
	Total -----	738	335 790	113 789	24 779	7 009
70 ex. 704	Hotels, rooming houses, camps, and other lodging places (except membership lodging) -----	51	50 767	12 761	2 395	1 341
7011	Hotels and motels -----	41	47 853	12 095	2 332	1 304
7011 pt. 7011 pt.	Hotels -----	13	19 371	5 300	951	653
	Motels, motor hotels, and tourist courts -----	28	28 482	6 795	1 381	651
702, 3	Other lodging places -----	10	2 914	666	63	37
72	Personal services -----	56	10 125	2 964	749	259
721	Laundry, cleaning, and garment services -----	20	4 920	1 443	366	119
7211	Power laundries, family and commercial* -----	—	—	—	—	—
7213	Linen supply* -----	1	(D)	(D)	(D)	BB
7215	Coin-operated laundries and drycleaning -----	6	(D)	(D)	(D)	AA
7216	Drycleaning plants, except rug cleaning* -----	6	1 304	374	110	41
7217	Carpet and upholstery cleaning -----	4	(D)	(D)	(D)	AA
7218	Industrial laundriers* -----	—	—	—	—	—
7212, 9	Other laundry, cleaning, and garment services* -----	3	(D)	(D)	(D)	AA
722	Photographic studios, portrait -----	7	823	204	56	19
723, 4	Beauty and barber shops -----	16	1 978	671	152	65
723	Beauty shops -----	16	1 978	671	152	65
724	Barber shops -----	—	—	—	—	—
725	Shoe repair shops and shoeshine parlors -----	—	—	—	—	—
726	Funeral service and crematories -----	3	(D)	(D)	(D)	AA
729	Miscellaneous personal services -----	10	(D)	(D)	(D)	BB

Table 6. Summary Statistics for Firms Subject to Federal Income Tax for Counties With 350 Establishments or More: 1992 — Con.

[Includes only establishments with payroll. For meaning of abbreviations and symbols, see introductory text. For explanation of terms and comparability of 1987 and 1992 censuses, see appendix A. For information on geographic areas followed by ▲, see appendix F]

SIC code	Geographic area and kind of business or operation	Establishments (number)	Receipts (\$1,000)	Annual payroll (\$1,000)	First-quarter payroll (\$1,000)	Paid employees for pay period including March 12 (number)
DESCHUTES COUNTY—Con.						
73	Business services	123	65 105	28 929	6 049	1 708
731	Advertising	5	3 566	1 563	322	53
732	Consumer credit reporting agencies, mercantile reporting agencies, and adjustment and collection agencies	7	2 016	668	123	33
733	Mailing, reproduction, commercial art and photography, and stenographic services	9	1 211	287	57	23
734	Services to dwellings and other buildings	26	2 334	790	192	101
735	Miscellaneous equipment rental and leasing	15	11 498	1 996	390	79
736	Personnel supply services	13	20 060	14 392	2 889	819
737	Computer programming, data processing, and other computer related services	16	13 028	4 391	865	104
7371, 2, 3	Computer programming, prepackaged software, and integrated systems	10	11 646	3 908	782	91
7374, 5, 6	Data processing services	—	—	—	—	—
7377, 8, 9	Computer rental and leasing, maintenance, and related services, n.e.c.	6	1 382	483	83	13
738	Miscellaneous business services	32	11 392	4 842	1 211	496
75	Automotive repair, services, and parking	60	19 503	4 540	1 054	256
751	Automotive rental and leasing, without drivers	8	2 487	321	73	37
752	Automobile parking	—	—	—	—	—
753	Automotive repair shops	42	14 962	3 704	862	172
7532	Top, body, and upholstery repair shops and paint shops	14	5 387	1 294	308	57
7538	General automotive repair shops	21	7 306	1 835	416	91
7533, 4, 6, 7, 9	Other automotive repair shops	7	2 269	575	138	24
754	Automotive services, except repair	10	2 054	515	119	47
76	Miscellaneous repair services	38	9 984	3 006	682	147
762	Electrical repair shops	12	3 236	1 166	275	53
7622	Radio and television repair shops	2	(D)	(D)	(D)	AA
7623, 9	Other electrical and electronic repair shops	10	(D)	(D)	(D)	BB
763	Watch, clock, and jewelry repair	—	—	—	—	—
764	Reupholstery and furniture repair	4	712	319	81	12
769	Miscellaneous repair and related services	22	6 036	1 521	326	82
78, 79, 84	Amusement and recreation services, including motion pictures and museums	68	37 234	8 888	2 587	1 274
781, 2	Motion picture production, distribution, and services	—	—	—	—	—
783	Motion picture theaters	5	(D)	(D)	(D)	BB
784	Video tape rental	17	3 215	514	121	85
792	Theatrical producers (except motion picture), bands, orchestras, and entertainers	2	(D)	(D)	(D)	AA
793	Bowling centers	3	(D)	(D)	(D)	AA
79 ex. 792, 3; 84	Commercial sports and other amusement and recreation services, including museums	41	30 174	7 861	2 330	1 121
80	Health services	150	90 452	35 160	7 311	1 257
801	Offices and clinics of doctors of medicine	54	60 037	24 946	5 180	665
802	Offices and clinics of dentists	42	16 192	5 381	1 169	244
803	Offices and clinics of doctors of osteopathy	1	(D)	(D)	(D)	AA
804	Offices and clinics of other health practitioners	36	6 293	1 292	248	93
805	Nursing and personal care facilities	6	(D)	(D)	(D)	CC
806	Hospitals	—	—	—	—	—
807, 8, 9	Other health services	11	(D)	(D)	(D)	BB
81	Legal services	52	15 598	3 723	781	169
823, 4, 9	Selected educational services	9	1 507	274	62	31
83	Social services	19	2 382	751	176	83
835	Child day care services	7	772	289	69	39
832, 3, 6, 9	Other social services	12	1 610	462	107	44
87 ex. 8733	Engineering, accounting, research, management, and related services (except noncommercial research organizations)	105	31 522	12 501	2 878	467
871	Engineering, architectural, and surveying services	33	11 092	4 779	1 031	168
872	Accounting, auditing, and bookkeeping services	48	8 563	2 427	601	166
873 ex. 8733	Research, development, and testing services (except noncommercial research organizations)	6	7 403	3 771	805	72
874	Management and public relations services	18	4 464	1 524	441	61
89	Services, n.e.c.	7	1 611	292	55	17

Table 6. Summary Statistics for Firms Subject to Federal Income Tax for Counties With 350 Establishments or More: 1992 — Con.

[Includes only establishments with payroll. For meaning of abbreviations and symbols, see introductory text. For explanation of terms and comparability of 1987 and 1992 censuses, see appendix A. For information on geographic areas followed by ▲, see appendix F]

SIC code	Geographic area and kind of business or operation	Establishments (number)	Receipts (\$1,000)	Annual payroll (\$1,000)	First-quarter payroll (\$1,000)	Paid employees for pay period including March 12 (number)
DOUGLAS COUNTY						
	Total	603	194 777	72 157	17 239	4 585
70 ex. 704	Hotels, rooming houses, camps, and other lodging places (except membership lodging)	41	15 958	3 774	807	370
7011	Hotels and motels	33	14 852	3 533	750	346
7011 pt.	Hotels	7	1 758	266	48	33
7011 pt.	Motels, motor hotels, and tourist courts	26	13 094	3 267	702	313
702, 3	Other lodging places	8	1 106	241	57	24
72	Personal services	51	8 551	2 599	615	253
721	Laundry, cleaning, and garment services	13	2 788	866	182	72
7211	Power laundries, family and commercial*	—	—	—	—	—
7213	Linen supply*	1	(D)	(D)	(D)	AA
7215	Coin-operated laundries and drycleaning	2	(D)	(D)	(D)	AA
7216	Drycleaning plants, except rug cleaning*	6	698	211	47	23
7217	Carpet and upholstery cleaning	3	157	32	6	4
7218	Industrial laundriers*	1	(D)	(D)	(D)	BB
7212, 9	Other laundry, cleaning, and garment services*	—	—	—	—	—
722	Photographic studios, portrait	5	1 154	204	41	24
723, 4	Beauty and barber shops	24	2 520	1 113	286	128
723	Beauty shops	24	2 520	1 113	286	128
724	Barber shops	—	—	—	—	—
725	Shoe repair shops and shoeshine parlors	—	—	—	—	—
726	Funeral service and crematories	4	(D)	(D)	(D)	AA
729	Miscellaneous personal services	5	(D)	(D)	(D)	AA
73	Business services	62	21 579	10 108	2 248	800
731	Advertising	3	251	95	22	6
732	Consumer credit reporting agencies, mercantile reporting agencies, and adjustment and collection agencies	4	1 503	664	148	46
733	Mailing, reproduction, commercial art and photography, and stenographic services	2	(D)	(D)	(D)	AA
734	Services to dwellings and other buildings	18	2 346	885	191	88
735	Miscellaneous equipment rental and leasing	9	3 042	788	156	21
736	Personnel supply services	4	(D)	(D)	(D)	EE
737	Computer programming, data processing, and other computer related services	9	6 015	2 549	579	91
7371, 2, 3	Computer programming, prepackaged software, and integrated systems	7	(D)	(D)	(D)	BB
7374, 5, 6	Data processing services	2	(D)	(D)	(D)	AA
7377, 8, 9	Computer rental and leasing, maintenance, and related services, n.e.c.	—	—	—	—	—
738	Miscellaneous business services	13	2 609	888	221	83
75	Automotive repair, services, and parking	59	13 197	3 652	843	233
751	Automotive rental and leasing, without drivers	1	(D)	(D)	(D)	AA
752	Automobile parking	—	—	—	—	—
753	Automotive repair shops	51	11 746	3 262	756	197
7532	Top, body, and upholstery repair shops and paint shops	11	2 984	860	199	52
7538	General automotive repair shops	31	5 956	1 553	366	95
7533, 4, 6, 7, 9	Other automotive repair shops	9	2 806	849	191	50
754	Automotive services, except repair	7	(D)	(D)	(D)	BB
76	Miscellaneous repair services	25	7 790	2 260	601	154
762	Electrical repair shops	8	2 229	609	202	49
7622	Radio and television repair shops	3	1 089	346	85	18
7623, 9	Other electrical and electronic repair shops	5	1 140	263	117	31
763	Watch, clock, and jewelry repair	—	—	—	—	—
764	Reupholstery and furniture repair	1	(D)	(D)	(D)	AA
769	Miscellaneous repair and related services	16	(D)	(D)	(D)	CC
78, 79, 84	Amusement and recreation services, including motion pictures and museums	37	6 895	1 458	255	186
781, 2	Motion picture production, distribution, and services	—	—	—	—	—
783	Motion picture theaters	3	(D)	(D)	(D)	BB
784	Video tape rental	10	1 469	239	57	62
792	Theatrical producers (except motion picture), bands, orchestras, and entertainers	4	—	—	—	—
793	Bowling centers	—	(D)	(D)	(D)	BB
79 ex. 792, 3, 84	Commercial sports and other amusement and recreation services, including museums	20	3 361	806	100	59
80	Health services	182	95 356	37 208	9 321	1 977
801	Offices and clinics of doctors of medicine	87	34 955	16 566	3 670	441
802	Offices and clinics of dentists	43	13 581	5 220	1 192	220
803	Offices and clinics of doctors of osteopathy	9	2 192	1 127	243	45
804	Offices and clinics of other health practitioners	28	4 393	1 426	346	86
805	Nursing and personal care facilities	4	(D)	(D)	(D)	FF
806	Hospitals	2	(D)	(D)	(D)	EE
807, 8, 9	Other health services	9	6 593	2 271	587	97
81	Legal services	37	6 197	2 986	665	129
823, 4, 9	Selected educational services	3	(D)	(D)	(D)	AA

Table 6. Summary Statistics for Firms Subject to Federal Income Tax for Counties With 350 Establishments or More: 1992 — Con.

[Includes only establishments with payroll. For meaning of abbreviations and symbols, see introductory text. For explanation of terms and comparability of 1987 and 1992 censuses, see appendix A. For information on geographic areas followed by ▲, see appendix F]

SIC code	Geographic area and kind of business or operation	Establishments (number)	Receipts (\$1,000)	Annual payroll (\$1,000)	First-quarter payroll (\$1,000)	Paid employees for pay period including March 12 (number)
DOUGLAS COUNTY—Con.						
83	Social services	30	5 656	2 529	538	179
835	Child day care services	1	(D)	(D)	(D)	AA
832, 3, 6, 9	Other social services	29	(D)	(D)	(D)	CC
87 ex. 8733	Engineering, accounting, research, management, and related services (except noncommercial research organizations)	74	13 150	5 486	1 318	288
871	Engineering, architectural, and surveying services	19	2 989	1 191	227	54
872	Accounting, auditing, and bookkeeping services	42	7 089	2 777	723	183
873 ex. 8733	Research, development, and testing services (except noncommercial research organizations)	3	(D)	(D)	(D)	BB
874	Management and public relations services	10	(D)	(D)	(D)	AA
89	Services, n.e.c.	2	(D)	(D)	(D)	AA
JACKSON COUNTY (Coextensive with Medford—Ashland, OR MSA; see table 7a.)						
JOSEPHINE COUNTY						
Total		427	140 822	51 864	11 499	3 115
70 ex. 704	Hotels, rooming houses, camps, and other lodging places (except membership lodging)	24	10 204	1 879	372	226
7011	Hotels and motels	22	(D)	(D)	(D)	CC
7011 pt.	Hotels	2	(D)	(D)	(D)	AA
7011 pt.	Motels, motor hotels, and tourist courts	20	9 068	1 731	349	198
702, 3	Other lodging places	2	(D)	(D)	(D)	AA
72	Personal services	37	4 441	1 073	269	107
721	Laundry, cleaning, and garment services	11	1 451	298	71	37
7211	Power laundries, family and commercial*	—	—	—	—	—
7213	Linen supply*	1	(D)	(D)	(D)	AA
7215	Coin-operated laundries and drycleaning	4	438	73	21	12
7216	Drycleaning plants, except rug cleaning*	3	492	112	25	13
7217	Carpet and upholstery cleaning	2	(D)	(D)	(D)	AA
7218	Industrial launderers*	—	—	—	—	—
7212, 9	Other laundry, cleaning, and garment services*	1	(D)	(D)	(D)	AA
722	Photographic studios, portrait	3	(D)	(D)	(D)	AA
723, 4	Beauty and barber shops	17	861	268	85	43
723	Beauty shops	16	(D)	(D)	(D)	BB
724	Barber shops	1	(D)	(D)	(D)	AA
725	Shoe repair shops and shoeshine parlors	—	—	—	—	—
726	Funeral service and crematories	4	1 473	358	83	13
729	Miscellaneous personal services	2	(D)	(D)	(D)	AA
73	Business services	44	16 878	8 949	1 638	500
731	Advertising	—	—	—	—	—
732	Consumer credit reporting agencies, mercantile reporting agencies, and adjustment and collection agencies	5	775	234	62	20
733	Mailing, reproduction, commercial art and photography, and stenographic services	2	(D)	(D)	(D)	AA
734	Services to dwellings and other buildings	9	525	140	26	25
735	Miscellaneous equipment rental and leasing	6	1 127	323	75	19
736	Personnel supply services	4	8 341	6 179	1 071	321
737	Computer programming, data processing, and other computer related services	9	1 795	664	136	28
7371, 2, 3	Computer programming, prepackaged software, and integrated systems	4	1 240	504	112	22
7374, 5, 6	Data processing services	2	(D)	(D)	(D)	AA
7377, 8, 9	Computer rental and leasing, maintenance, and related services, n.e.c.	3	(D)	(D)	(D)	AA
738	Miscellaneous business services	9	(D)	(D)	(D)	BB
75	Automotive repair, services, and parking	46	10 427	2 522	564	161
751	Automotive rental and leasing, without drivers	—	—	—	—	—
752	Automobile parking	—	—	—	—	—
753	Automotive repair shops	41	9 620	2 259	527	135
7532	Top, body, and upholstery repair shops and paint shops	9	2 062	530	126	25
7538	General automotive repair shops	17	3 616	787	176	44
7533, 4, 6, 7, 9	Other automotive repair shops	15	3 942	942	225	66
754	Automotive services, except repair	5	807	263	37	26
76	Miscellaneous repair services	13	2 398	410	103	32
762	Electrical repair shops	8	1 203	240	66	21
7622	Radio and television repair shops	4	596	93	29	7
7623, 9	Other electrical and electronic repair shops	4	607	147	37	14
763	Watch, clock, and jewelry repair	—	—	—	—	—
764	Reupholstery and furniture repair	2	(D)	(D)	(D)	AA
769	Miscellaneous repair and related services	3	(D)	(D)	(D)	AA

Table 6. Summary Statistics for Firms Subject to Federal Income Tax for Counties With 350 Establishments or More: 1992 — Con.

[Includes only establishments with payroll. For meaning of abbreviations and symbols, see introductory text. For explanation of terms and comparability of 1987 and 1992 censuses, see appendix A. For information on geographic areas followed by ▲, see appendix F]

SIC code	Geographic area and kind of business or operation	Establishments (number)	Receipts (\$1,000)	Annual payroll (\$1,000)	First-quarter payroll (\$1,000)	Paid employees for pay period including March 12 (number)
JOSEPHINE COUNTY—Con.						
78, 79, 84	Amusement and recreation services, including motion pictures and museums	37	11 935	2 498	489	240
781, 2	Motion picture production, distribution, and services	—	—	—	—	—
783	Motion picture theaters	2	(D)	(D)	(D)	AA
784	Video tape rental	10	2 100	261	68	49
792	Theatrical producers (except motion picture), bands, orchestras, and entertainers	1	(D)	(D)	(D)	AA
793	Bowling centers	2	(D)	(D)	(D)	BB
79 ex. 792, 3; 84	Commercial sports and other amusement and recreation services, including museums	22	8 449	1 933	349	145
80	Health services	133	69 966	30 951	7 202	1 565
801	Offices and clinics of doctors of medicine	57	19 815	7 962	1 480	255
802	Offices and clinics of dentists	34	9 527	3 580	794	170
803	Offices and clinics of doctors of osteopathy	1	(D)	(D)	(D)	AA
804	Offices and clinics of other health practitioners	24	4 365	980	240	64
805	Nursing and personal care facilities	5	12 405	6 998	1 684	651
806	Hospitals	1	(D)	(D)	(D)	EE
807, 8, 9	Other health services	11	(D)	(D)	(D)	BB
81	Legal services	28	5 053	1 039	251	68
823, 4, 9	Selected educational services	3	(D)	(D)	(D)	AA
83	Social services	18	2 189	490	121	60
835	Child day care services	7	262	57	9	7
832, 3, 6, 9	Other social services	11	1 927	433	112	53
87 ex. 8733	Engineering, accounting, research, management, and related services (except noncommercial research organizations)	42	6 316	1 886	458	146
871	Engineering, architectural, and surveying services	11	1 370	450	109	27
872	Accounting, auditing, and bookkeeping services	22	2 933	799	236	86
873 ex. 8733	Research, development, and testing services (except noncommercial research organizations)	2	(D)	(D)	(D)	AA
874	Management and public relations services	7	(D)	(D)	(D)	BB
89	Services, n.e.c.	2	(D)	(D)	(D)	AA
KLAMATH COUNTY						
	Total	384	108 989	37 876	8 409	2 183
70 ex. 704	Hotels, rooming houses, camps, and other lodging places (except membership lodging)	31	9 800	2 068	408	297
7011	Hotels and motels	26	8 761	1 942	388	287
7011 pt.	Hotels	2	(D)	(D)	(D)	AA
7011 pt.	Motels, motor hotels, and tourist courts	24	(D)	(D)	(D)	EE
702, 3	Other lodging places	5	1 039	126	20	10
72	Personal services	27	5 537	1 627	395	158
721	Laundry, cleaning, and garment services	9	2 521	775	177	74
7211	Power laundries, family and commercial*	—	—	—	—	—
7213	Linen supply*	—	—	—	—	—
7215	Coin-operated laundries and drycleaning	2	(D)	(D)	(D)	AA
7216	Drycleaning plants, except rug cleaning*	4	582	167	46	23
7217	Carpet and upholstery cleaning	2	(D)	(D)	(D)	AA
7218	Industrial laundriers*	1	(D)	(D)	(D)	BB
7212, 9	Other laundry, cleaning, and garment services*	—	—	—	—	—
722	Photographic studios, portrait	1	(D)	(D)	(D)	AA
723, 4	Beauty and barber shops	6	798	294	65	34
723	Beauty shops	6	798	294	65	34
724	Barber shops	—	—	—	—	—
725	Shoe repair shops and shoeshine parlors	—	—	—	—	—
726	Funeral service and crematories	4	1 194	243	70	12
729	Miscellaneous personal services	7	(D)	(D)	(D)	BB
73	Business services	40	6 585	2 160	473	261
731	Advertising	1	(D)	(D)	(D)	AA
732	Consumer credit reporting agencies, mercantile reporting agencies, and adjustment and collection agencies	2	(D)	(D)	(D)	BB
733	Mailing, reproduction, commercial art and photography, and stenographic services	3	401	108	24	10
734	Services to dwellings and other buildings	14	1 167	441	100	95
735	Miscellaneous equipment rental and leasing	6	1 668	296	56	19
736	Personnel supply services	3	(D)	(D)	(D)	BB
737	Computer programming, data processing, and other computer related services	2	(D)	(D)	(D)	AA
7371, 2, 3	Computer programming, prepackaged software, and integrated systems	2	(D)	(D)	(D)	AA
7374, 5, 6	Data processing services	—	—	—	—	—
7377, 8, 9	Computer rental and leasing, maintenance, and related services, n.e.c.	—	—	—	—	—
738	Miscellaneous business services	9	1 150	325	89	28

Table 6. Summary Statistics for Firms Subject to Federal Income Tax for Counties With 350 Establishments or More: 1992 — Con.

[Includes only establishments with payroll. For meaning of abbreviations and symbols, see introductory text. For explanation of terms and comparability of 1987 and 1992 censuses, see appendix A. For information on geographic areas followed by ▲, see appendix F]

SIC code	Geographic area and kind of business or operation	Establishments (number)	Receipts (\$1,000)	Annual payroll (\$1,000)	First-quarter payroll (\$1,000)	Paid employees for pay period including March 12 (number)
KLAMATH COUNTY — Con.						
75	Automotive repair, services, and parking -----	50	16 088	3 589	873	216
751	Automotive rental and leasing, without drivers -----	3	(D)	(D)	(D)	AA
752	Automobile parking -----	—	—	—	—	—
753	Automotive repair shops -----	39	13 764	3 072	743	153
7532	Top, body, and upholstery repair shops and paint shops -----	11	3 217	971	220	41
7538	General automotive repair shops -----	21	8 863	1 745	441	93
7533, 4, 6, 7, 9	Other automotive repair shops -----	7	1 684	356	82	19
754	Automotive services, except repair -----	8	(D)	(D)	(D)	BB
76	Miscellaneous repair services -----	15	2 218	532	116	42
762	Electrical repair shops -----	3	(D)	(D)	(D)	AA
7622	Radio and television repair shops -----	2	(D)	(D)	(D)	AA
7623, 9	Other electrical and electronic repair shops -----	1	(D)	(D)	(D)	AA
763	Watch, clock, and jewelry repair -----	—	—	—	—	—
764	Reupholstery and furniture repair -----	—	—	—	—	—
769	Miscellaneous repair and related services -----	12	(D)	(D)	(D)	BB
78, 79, 84	Amusement and recreation services, including motion pictures and museums -----	32	12 366	2 974	724	205
781, 2	Motion picture production, distribution, and services -----	—	—	—	—	—
783	Motion picture theaters -----	1	(D)	(D)	(D)	AA
784	Video tape rental -----	8	847	155	44	23
792	Theatrical producers (except motion picture), bands, orchestras, and entertainers -----	—	—	—	—	—
793	Bowling centers -----	2	(D)	(D)	(D)	AA
79 ex. 792, 3; 84	Commercial sports and other amusement and recreation services, including museums -----	21	10 045	2 493	601	153
80	Health services -----	102	39 629	19 215	4 007	659
801	Offices and clinics of doctors of medicine -----	47	23 130	12 334	2 424	263
802	Offices and clinics of dentists -----	29	6 817	2 300	482	128
803	Offices and clinics of doctors of osteopathy -----	1	(D)	(D)	(D)	AA
804	Offices and clinics of other health practitioners -----	17	3 341	954	228	54
805	Nursing and personal care facilities -----	3	(D)	(D)	(D)	BB
806	Hospitals -----	—	—	—	—	—
807, 8, 9	Other health services -----	5	(D)	(D)	(D)	CC
81	Legal services -----	31	4 832	1 403	331	86
823, 4, 9	Selected educational services -----	—	—	—	—	—
83	Social services -----	21	3 037	1 014	209	76
835	Child day care services -----	4	56	12	3	4
832, 3, 6, 9	Other social services -----	17	2 981	1 002	206	72
87 ex. 8733	Engineering, accounting, research, management, and related services (except noncommercial research organizations) -----	35	8 897	3 294	873	183
871	Engineering, architectural, and surveying services -----	12	2 614	1 168	287	38
872	Accounting, auditing, and bookkeeping services -----	17	5 875	1 993	562	127
873 ex. 8733	Research, development, and testing services (except noncommercial research organizations) -----	2	(D)	(D)	(D)	AA
874	Management and public relations services -----	4	(D)	(D)	(D)	AA
89	Services, n.e.c. -----	—	—	—	—	—
LANE COUNTY (Coextensive with Eugene–Springfield, OR MSA; see table 7a.)						
LINCOLN COUNTY						
Total -----		353	118 443	36 537	8 519	2 517
70 ex. 704	Hotels, rooming houses, camps, and other lodging places (except membership lodging) -----	98	57 675	15 429	3 679	1 307
7011	Hotels and motels -----	89	53 756	14 604	3 523	1 252
7011 pt.	Hotels -----	20	29 866	9 669	2 486	757
7011 pt.	Motels, motor hotels, and tourist courts -----	69	23 890	4 935	1 037	495
702, 3	Other lodging places -----	9	3 919	825	156	55

Table 6. Summary Statistics for Firms Subject to Federal Income Tax for Counties With 350 Establishments or More: 1992 — Con.

[Includes only establishments with payroll. For meaning of abbreviations and symbols, see introductory text. For explanation of terms and comparability of 1987 and 1992 censuses, see appendix A. For information on geographic areas followed by ▲, see appendix F]

SIC code	Geographic area and kind of business or operation	Establishments (number)	Receipts (\$1,000)	Annual payroll (\$1,000)	First-quarter payroll (\$1,000)	Paid employees for pay period including March 12 (number)
LINCOLN COUNTY — Con.						
72	Personal services	31	4 519	1 307	300	118
721	Laundry, cleaning, and garment services	12	2 091	529	109	53
7211	Power laundries, family and commercial*	1	(D)	(D)	(D)	AA
7213	Linen supply*	1	(D)	(D)	(D)	BB
7215	Coin-operated laundries and drycleaning	—	—	—	—	—
7216	Drycleaning plants, except rug cleaning*	2	(D)	(D)	(D)	AA
7217	Carpet and upholstery cleaning	3	415	86	15	6
7218	Industrial launderers*	1	(D)	(D)	(D)	AA
7212, 9	Other laundry, cleaning, and garment services*	4	(D)	(D)	(D)	AA
722	Photographic studios, portrait	1	(D)	(D)	(D)	AA
723, 4	Beauty and barber shops	15	1 399	512	129	50
723	Beauty shops	15	1 399	512	129	50
724	Barber shops	—	—	—	—	—
725	Shoe repair shops and shoeshine parlors	—	—	—	—	—
726	Funeral service and crematories	2	(D)	(D)	(D)	AA
729	Miscellaneous personal services	1	(D)	(D)	(D)	AA
73	Business services	27	7 108	3 168	660	165
731	Advertising	—	—	—	—	—
732	Consumer credit reporting agencies, mercantile reporting agencies, and adjustment and collection agencies	1	(D)	(D)	(D)	AA
733	Mailing, reproduction, commercial art and photography, and stenographic services	2	(D)	(D)	(D)	AA
734	Services to dwellings and other buildings	7	720	256	61	34
735	Miscellaneous equipment rental and leasing	5	1 986	524	120	26
736	Personnel supply services	1	(D)	(D)	(D)	BB
737	Computer programming, data processing, and other computer related services	4	496	122	21	6
7371, 2, 3	Computer programming, prepackaged software, and integrated systems	2	(D)	(D)	(D)	AA
7374, 5, 6	Data processing services	2	(D)	(D)	(D)	AA
7377, 8, 9	Computer rental and leasing, maintenance, and related services, n.e.c.	—	—	—	—	—
738	Miscellaneous business services	7	570	172	43	19
75	Automotive repair, services, and parking	13	3 557	892	223	50
751	Automotive rental and leasing, without drivers	—	—	—	—	—
752	Automobile parking	—	—	—	—	—
753	Automotive repair shops	12	(D)	(D)	(D)	BB
7532	Top, body, and upholstery repair shops and paint shops	3	(D)	(D)	(D)	AA
7538	General automotive repair shops	5	1 621	410	105	22
7533, 4, 6, 7, 9	Other automotive repair shops	4	(D)	(D)	(D)	AA
754	Automotive services, except repair	1	(D)	(D)	(D)	AA
76	Miscellaneous repair services	21	4 246	1 212	279	70
762	Electrical repair shops	9	782	283	64	22
7622	Radio and television repair shops	3	(D)	(D)	(D)	AA
7623, 9	Other electrical and electronic repair shops	6	(D)	(D)	(D)	AA
763	Watch, clock, and jewelry repair	1	(D)	(D)	(D)	AA
764	Reupholstery and furniture repair	1	(D)	(D)	(D)	AA
769	Miscellaneous repair and related services	10	(D)	(D)	(D)	BB
78, 79, 84	Amusement and recreation services, including motion pictures and museums	24	5 890	1 254	242	118
781, 2	Motion picture production, distribution, and services	2	(D)	(D)	(D)	AA
783	Motion picture theaters	1	(D)	(D)	(D)	AA
784	Video tape rental	5	823	131	30	16
792	Theatrical producers (except motion picture), bands, orchestras, and entertainers	—	—	—	—	—
793	Bowling centers	2	(D)	(D)	(D)	AA
79 ex. 792, 3, 84	Commercial sports and other amusement and recreation services, including museums	14	4 323	1 044	189	84
80	Health services	60	20 164	7 927	1 854	387
801	Offices and clinics of doctors of medicine	25	8 084	3 769	917	151
802	Offices and clinics of dentists	15	4 988	1 660	366	73
803	Offices and clinics of doctors of osteopathy	1	(D)	(D)	(D)	AA
804	Offices and clinics of other health practitioners	14	2 185	636	137	34
805	Nursing and personal care facilities	2	(D)	(D)	(D)	CC
806	Hospitals	—	—	—	—	—
807, 8, 9	Other health services	3	(D)	(D)	(D)	AA
81	Legal services	25	6 949	2 038	531	87
823, 4, 9	Selected educational services	1	(D)	(D)	(D)	AA
83	Social services	15	(D)	(D)	(D)	BB
835	Child day care services	3	(D)	(D)	(D)	AA
832, 3, 6, 9	Other social services	12	1 439	619	141	57

Table 6. Summary Statistics for Firms Subject to Federal Income Tax for Counties With 350 Establishments or More: 1992 — Con.

[Includes only establishments with payroll. For meaning of abbreviations and symbols, see introductory text. For explanation of terms and comparability of 1987 and 1992 censuses, see appendix A. For information on geographic areas followed by ▲, see appendix F]

SIC code	Geographic area and kind of business or operation	Establishments (number)	Receipts (\$1,000)	Annual payroll (\$1,000)	First-quarter payroll (\$1,000)	Paid employees for pay period including March 12 (number)
LINCOLN COUNTY — Con.						
87 ex. 8733	Engineering, accounting, research, management, and related services (except noncommercial research organizations) -----	37	6 175	2 527	568	136
871	Engineering, architectural, and surveying services -----	8	(D)	(D)	(D)	BB
872	Accounting, auditing, and bookkeeping services -----	16	3 358	1 484	357	84
873 ex. 8733	Research, development, and testing services (except noncommercial research organizations) -----	1	(D)	(D)	(D)	AA
874	Management and public relations services -----	12	1 635	607	113	26
89	Services, n.e.c. -----	1	(D)	(D)	(D)	AA
LINN COUNTY						
	Total -----	505	148 172	56 613	12 350	3 369
70 ex. 704	Hotels, rooming houses, camps, and other lodging places (except membership lodging) -----	11	(D)	(D)	(D)	CC
7011	Hotels and motels -----	9	4 229	748	163	101
7011 pt. 7011 pt.	Hotels -----	—	—	—	—	—
	Motels, motor hotels, and tourist courts -----	9	4 229	748	163	101
702, 3	Other lodging places -----	2	(D)	(D)	(D)	AA
72	Personal services -----	55	9 248	2 588	614	247
721	Laundry, cleaning, and garment services -----	8	1 506	587	129	51
7211	Power laundries, family and commercial* -----	1	(D)	(D)	(D)	BB
7213	Linen supply* -----	—	—	—	—	—
7215	Coin-operated laundries and drycleaning -----	1	(D)	(D)	(D)	AA
7216	Drycleaning plants, except rug cleaning* -----	3	568	241	53	25
7217	Carpet and upholstery cleaning -----	3	(D)	(D)	(D)	AA
7218	Industrial launderers* -----	—	—	—	—	—
7212, 9	Other laundry, cleaning, and garment services* -----	—	—	—	—	—
722	Photographic studios, portrait -----	7	1 171	249	63	30
723, 4	Beauty and barber shops -----	27	3 076	963	211	104
723	Beauty shops -----	27	3 076	963	211	104
724	Barber shops -----	—	—	—	—	—
725	Shoe repair shops and shoeshine parlors -----	1	(D)	(D)	(D)	AA
726	Funeral service and crematories -----	5	2 414	560	128	29
729	Miscellaneous personal services -----	7	(D)	(D)	(D)	BB
73	Business services -----	47	23 846	12 447	2 646	868
731	Advertising -----	2	(D)	(D)	(D)	AA
732	Consumer credit reporting agencies, mercantile reporting agencies, and adjustment and collection agencies -----	3	(D)	(D)	(D)	BB
733	Mailing, reproduction, commercial art and photography, and stenographic services -----	1	(D)	(D)	(D)	AA
734	Services to dwellings and other buildings -----	16	1 635	381	85	45
735	Miscellaneous equipment rental and leasing -----	9	6 523	2 183	505	107
736	Personnel supply services -----	5	(D)	(D)	(D)	FF
737	Computer programming, data processing, and other computer related services -----	3	(D)	(D)	(D)	BB
7371, 2, 3	Computer programming, prepackaged software, and integrated systems -----	1	(D)	(D)	(D)	AA
7374, 5, 6 7377, 8, 9	Data processing services -----	2	(D)	(D)	(D)	BB
	Computer rental and leasing, maintenance, and related services, n.e.c. -----	—	—	—	—	—
738	Miscellaneous business services -----	8	1 684	664	147	57
75	Automotive repair, services, and parking -----	57	13 207	3 196	756	208
751	Automotive rental and leasing, without drivers -----	2	(D)	(D)	(D)	AA
752	Automobile parking -----	—	—	—	—	—
753	Automotive repair shops -----	46	11 632	2 832	678	169
7532	Top, body, and upholstery repair shops and paint shops -----	12	4 481	1 219	324	66
7538	General automotive repair shops -----	19	2 676	591	121	38
7533, 4, 6, 7, 9	Other automotive repair shops -----	15	4 475	1 022	233	65
754	Automotive services, except repair -----	9	(D)	(D)	(D)	BB
76	Miscellaneous repair services -----	29	6 881	2 090	582	124
762	Electrical repair shops -----	9	3 070	858	274	52
7622	Radio and television repair shops -----	4	1 008	360	87	17
7623, 9	Other electrical and electronic repair shops -----	5	2 062	498	187	35
763	Watch, clock, and jewelry repair -----	1	(D)	(D)	(D)	AA
764	Reupholstery and furniture repair -----	4	(D)	(D)	(D)	AA
769	Miscellaneous repair and related services -----	15	(D)	(D)	(D)	BB
78, 79, 84	Amusement and recreation services, including motion pictures and museums -----	36	7 702	1 714	415	224
781, 2	Motion picture production, distribution, and services -----	1	(D)	(D)	(D)	AA
783	Motion picture theaters -----	3	(D)	(D)	(D)	BB
784	Video tape rental -----	12	1 628	339	85	53
792	Theatrical producers (except motion picture), bands, orchestras, and entertainers -----	1	(D)	(D)	(D)	AA
793	Bowling centers -----	2	(D)	(D)	(D)	BB
79 ex. 792, 3, 84	Commercial sports and other amusement and recreation services, including museums -----	17	3 243	883	215	104

Table 6. Summary Statistics for Firms Subject to Federal Income Tax for Counties With 350 Establishments or More: 1992 — Con.

[Includes only establishments with payroll. For meaning of abbreviations and symbols, see introductory text. For explanation of terms and comparability of 1987 and 1992 censuses, see appendix A. For information on geographic areas followed by ▲, see appendix F]

SIC code	Geographic area and kind of business or operation	Establishments (number)	Receipts (\$1,000)	Annual payroll (\$1,000)	First-quarter payroll (\$1,000)	Paid employees for pay period including March 12 (number)
LINN COUNTY — Con.						
80	Health services	146	58 744	24 685	5 162	1 149
801	Offices and clinics of doctors of medicine	62	27 536	11 425	2 283	369
802	Offices and clinics of dentists	40	12 771	4 797	1 103	222
803	Offices and clinics of doctors of osteopathy	3	(D)	(D)	(D)	AA
804	Offices and clinics of other health practitioners	29	5 564	1 942	434	103
805	Nursing and personal care facilities	7	11 112	6 005	1 226	431
806	Hospitals	—	—	—	—	—
807, 8, 9	Other health services	5	(D)	(D)	(D)	AA
81	Legal services	26	7 567	3 478	651	100
823, 4, 9	Selected educational services	7	1 174	215	39	15
83	Social services	31	4 009	1 099	245	134
835	Child day care services	5	128	35	9	10
832, 3, 6, 9	Other social services	26	3 881	1 064	236	124
87 ex. 8733	Engineering, accounting, research, management, and related services (except noncommercial research organizations)	59	10 883	4 084	1 020	180
871	Engineering, architectural, and surveying services	14	2 883	1 098	228	42
872	Accounting, auditing, and bookkeeping services	29	6 007	2 242	568	102
873 ex. 8733	Research, development, and testing services (except noncommercial research organizations)	4	465	137	26	13
874	Management and public relations services	12	1 528	607	198	23
89	Services, n.e.c.	1	(D)	(D)	(D)	AA
MARION COUNTY						
	Total	1 729	683 784	252 988	56 623	13 925
70 ex. 704	Hotels, rooming houses, camps, and other lodging places (except membership lodging)	25	(D)	(D)	(D)	EE
7011	Hotels and motels	21	(D)	(D)	(D)	EE
7011 pt.	Hotels	3	(D)	(D)	(D)	CC
7011 pt.	Motels, motor hotels, and tourist courts	18	9 159	1 972	461	258
702, 3	Other lodging places	4	(D)	(D)	(D)	BB
72	Personal services	155	32 648	11 661	2 755	1 026
721	Laundry, cleaning, and garment services	34	7 723	2 719	617	207
7211	Power laundries, family and commercial*	1	(D)	(D)	(D)	AA
7213	Linen supply*	—	—	—	—	—
7215	Coin-operated laundries and drycleaning	6	(D)	(D)	(D)	BB
7216	Drycleaning plants, except rug cleaning*	18	3 098	1 263	305	101
7217	Carpet and upholstery cleaning	6	(D)	(D)	(D)	AA
7218	Industrial launderers*	1	(D)	(D)	(D)	BB
7212, 9	Other laundry, cleaning, and garment services*	2	(D)	(D)	(D)	AA
722	Photographic studios, portrait	17	(D)	(D)	(D)	CC
723, 4	Beauty and barber shops	66	9 147	4 093	976	400
723	Beauty shops	61	8 608	3 831	902	379
724	Barber shops	5	539	262	74	21
725	Shoe repair shops and shoeshine parlors	4	336	87	26	9
726	Funeral service and crematories	12	(D)	(D)	(D)	BB
729	Miscellaneous personal services	22	(D)	(D)	(D)	CC
73	Business services	263	114 459	43 094	8 820	2 630
731	Advertising	7	1 159	234	48	12
732	Consumer credit reporting agencies, mercantile reporting agencies, and adjustment and collection agencies	5	2 918	1 307	294	57
733	Mailing, reproduction, commercial art and photography, and stenographic services	24	9 391	3 676	609	180
734	Services to dwellings and other buildings	61	7 147	2 857	598	301
735	Miscellaneous equipment rental and leasing	24	13 368	3 012	631	154
736	Personnel supply services	26	(D)	(D)	(D)	GG
737	Computer programming, data processing, and other computer related services	46	20 200	5 720	1 328	199
7371, 2, 3	Computer programming, prepackaged software, and integrated systems	32	(D)	(D)	(D)	CC
7374, 5, 6	Data processing services	6	(D)	(D)	(D)	BB
7377, 8, 9	Computer rental and leasing, maintenance, and related services, n.e.c.	8	(D)	(D)	(D)	BB
738	Miscellaneous business services	70	(D)	(D)	(D)	FF
75	Automotive repair, services, and parking	151	41 403	11 190	2 723	763
751	Automotive rental and leasing, without drivers	6	(D)	(D)	(D)	AA
752	Automobile parking	2	(D)	(D)	(D)	AA
753	Automotive repair shops	121	(D)	(D)	(D)	FF
7532	Top, body, and upholstery repair shops and paint shops	29	11 354	3 404	823	200
7538	General automotive repair shops	65	17 017	4 563	1 123	282
7533, 4, 6, 7, 9	Other automotive repair shops	27	(D)	(D)	(D)	BB
754	Automotive services, except repair	22	(D)	(D)	(D)	CC

Table 6. Summary Statistics for Firms Subject to Federal Income Tax for Counties With 350 Establishments or More: 1992 — Con.

[Includes only establishments with payroll. For meaning of abbreviations and symbols, see introductory text. For explanation of terms and comparability of 1987 and 1992 censuses, see appendix A. For information on geographic areas followed by ▲, see appendix F]

SIC code	Geographic area and kind of business or operation	Establishments (number)	Receipts (\$1,000)	Annual payroll (\$1,000)	First-quarter payroll (\$1,000)	Paid employees for pay period including March 12 (number)
MARION COUNTY — Con.						
76	Miscellaneous repair services	81	19 715	7 254	1 512	423
762	Electrical repair shops	18	(D)	(D)	(D)	CC
7622	Radio and television repair shops	7	1 863	595	184	33
7623, 9	Other electrical and electronic repair shops	11	(D)	(D)	(D)	CC
763	Watch, clock, and jewelry repair	—	—	—	—	—
764	Reupholstery and furniture repair	5	(D)	(D)	(D)	AA
769	Miscellaneous repair and related services	58	(D)	(D)	(D)	CC
78, 79, 84	Amusement and recreation services, including motion pictures and museums	96	45 521	8 953	2 099	835
781, 2	Motion picture production, distribution, and services	1	(D)	(D)	(D)	AA
783	Motion picture theaters	12	(D)	(D)	(D)	CC
784	Video tape rental	24	3 355	784	175	98
792	Theatrical producers (except motion picture), bands, orchestras, and entertainers	2	(D)	(D)	(D)	AA
793	Bowling centers	6	(D)	(D)	(D)	BB
79 ex. 792, 3, 84	Commercial sports and other amusement and recreation services, including museums	51	32 571	6 666	1 601	540
80	Health services	452	238 934	104 531	23 733	4 391
801	Offices and clinics of doctors of medicine	176	113 742	54 994	11 423	1 416
802	Offices and clinics of dentists	132	47 184	16 354	3 407	724
803	Offices and clinics of doctors of osteopathy	5	997	159	26	11
804	Offices and clinics of other health practitioners	81	15 778	4 825	1 070	244
805	Nursing and personal care facilities	21	(D)	(D)	(D)	GG
806	Hospitals	—	—	—	—	—
807, 8, 9	Other health services	37	(D)	(D)	(D)	FF
81	Legal services	154	42 026	16 795	3 493	637
823, 4, 9	Selected educational services	20	(D)	(D)	(D)	CC
83	Social services	121	41 372	8 902	2 047	970
835	Child day care services	29	(D)	(D)	(D)	CC
832, 3, 6, 9	Other social services	92	(D)	(D)	(D)	FF
87 ex. 8733	Engineering, accounting, research, management, and related services (except noncommercial research organizations)	202	83 036	33 842	7 809	1 585
871	Engineering, architectural, and surveying services	39	(D)	(D)	(D)	CC
872	Accounting, auditing, and bookkeeping services	82	22 211	9 605	2 312	497
873 ex. 8733	Research, development, and testing services (except noncommercial research organizations)	13	(D)	(D)	(D)	BB
874	Management and public relations services	68	40 865	16 511	3 844	805
89	Services, n.e.c.	9	2 846	1 189	287	70
MULTNOMAH COUNTY						
	Total	6 450	4 092 270	1 541 094	349 639	68 228
70 ex. 704	Hotels, rooming houses, camps, and other lodging places (except membership lodging)	98	199 064	52 743	12 427	4 749
7011	Hotels and motels	95	198 607	52 607	12 410	4 741
7011 pt.	Hotels	40	172 065	45 952	10 883	4 009
7011 pt.	Hotels, 25 guestrooms or more	33	171 393	45 832	10 855	3 988
7011 pt.	Hotels, less than 25 guestrooms	7	672	120	28	21
7011 pt.	Motels, motor hotels, and tourist courts	55	26 542	6 655	1 527	732
7011 pt.	Motels, tourist courts	41	15 402	2 893	678	406
7011 pt.	Motor hotels	14	11 140	3 762	849	326
702, 3	Other lodging places	3	457	136	17	8
702	Rooming and boarding houses	1	(D)	(D)	(D)	AA
703	Camps and recreational vehicle parks	2	(D)	(D)	(D)	AA
72	Personal services	475	157 311	53 289	12 282	3 563
721	Laundry, cleaning, and garment services	144	90 011	30 444	6 959	1 652
7211	Power laundries, family and commercial*	2	(D)	(D)	(D)	BB
7213	Linen supply*	5	(D)	(D)	(D)	EE
7215	Coin-operated laundries and drycleaning	20	9 939	1 657	376	102
7216	Drycleaning plants, except rug cleaning*	60	11 460	3 930	934	353
7217	Carpet and upholstery cleaning	25	6 357	2 816	588	162
7218	Industrial laundriers*	8	29 270	11 083	2 683	469
7212, 9	Other laundry, cleaning, and garment services*	24	(D)	(D)	(D)	CC
7212	Garment pressing, and agents for laundries and drycleaners	9	975	198	60	27
7219	Laundry and garment services, n.e.c.*	15	(D)	(D)	(D)	CC
722	Photographic studios, portrait	39	(D)	(D)	(D)	CC
723, 4	Beauty and barber shops	184	27 053	11 067	2 669	972
723	Beauty shops	175	26 444	10 872	2 619	956
724	Barber shops	9	609	195	50	16
725	Shoe repair shops and shoeshine parlors	13	(D)	(D)	(D)	AA
726	Funeral service and crematories	27	14 142	4 425	957	219
729	Miscellaneous personal services	68	14 427	4 298	1 076	476
7291	Tax return preparation services	25	3 389	1 292	387	223
7299	Miscellaneous personal services, n.e.c.	43	11 038	3 006	689	253

Table 6. Summary Statistics for Firms Subject to Federal Income Tax for Counties With 350 Establishments or More: 1992 — Con.

[Includes only establishments with payroll. For meaning of abbreviations and symbols, see introductory text. For explanation of terms and comparability of 1987 and 1992 censuses, see appendix A. For information on geographic areas followed by ▲, see appendix F]

SIC code	Geographic area and kind of business or operation	Establishments (number)	Receipts (\$1,000)	Annual payroll (\$1,000)	First-quarter payroll (\$1,000)	Paid employees for pay period including March 12 (number)
MULTNOMAH COUNTY — Con.						
73	Business services -----	1 248	930 043	382 171	90 281	22 449
731	Advertising -----	99	78 848	37 242	10 071	1 053
7311	Advertising agencies -----	78	60 837	32 169	8 277	802
7312	Outdoor advertising services -----	4	(D)	(D)	(D)	BB
7313	Radio, television, publishers' advertising representatives -----	8	3 080	1 154	227	23
7319	Advertising, n.e.c. -----	9	(D)	(D)	(D)	CC
732	Consumer credit reporting agencies, mercantile reporting agencies, and adjustment and collection agencies -----	33	35 590	9 134	2 388	411
7322	Adjustment and collection services -----	26	(D)	(D)	(D)	EE
7323	Credit reporting services -----	7	(D)	(D)	(D)	CC
733	Mailing, reproduction, commercial art and photography, and stenographic services -----	178	93 440	31 577	7 556	1 386
7331	Direct mail advertising services -----	22	(D)	(D)	(D)	EE
7334	Photocopying and duplicating services -----	26	12 560	4 380	1 089	331
7335, 6	Commercial photography, art, and graphics -----	93	43 332	12 514	2 950	400
7335	Commercial photography -----	29	6 753	2 019	472	94
7336	Commercial art and graphic design -----	64	36 579	10 495	2 478	306
7338	Secretarial and court reporting services -----	37	(D)	(D)	(D)	CC
734	Services to dwellings and other buildings -----	187	68 803	34 369	7 851	2 653
7342	Disinfecting and pest control services -----	20	6 956	2 501	593	124
7349	Building cleaning and maintenance services, n.e.c. -----	167	61 847	31 868	7 258	2 529
735	Miscellaneous equipment rental and leasing -----	79	68 259	17 693	3 871	787
7352	Medical equipment rental and leasing -----	4	(D)	(D)	(D)	BB
7353	Heavy construction equipment rental and leasing -----	15	(D)	(D)	(D)	CC
7359	Equipment rental and leasing, n.e.c. -----	60	(D)	(D)	(D)	FF
736	Personnel supply services -----	128	117 638	82 562	18 809	7 462
7361	Employment agencies -----	53	16 957	9 572	2 073	526
7363	Help supply services -----	75	100 681	72 990	16 736	6 936
7363 pt.	Temporary help supply -----	60	87 642	63 611	14 257	5 346
7363 pt.	Help supply, except temporary -----	15	13 039	9 379	2 479	1 590
737	Computer programming, data processing, and other computer related services -----	231	248 995	92 981	21 657	2 882
7371, 2, 3	Computer programming, prepackaged software, and integrated systems -----	149	175 934	66 134	15 008	1 892
7371	Computer programming services -----	93	47 530	25 070	5 279	765
7372	Prepackaged software -----	39	46 762	14 592	3 311	357
7373	Computer integrated systems -----	17	81 642	26 472	6 418	770
7374, 5, 6	Data processing services -----	40	50 139	18 998	4 856	743
7374, 5	Computer processing, information retrieval -----	38	(D)	(D)	(D)	FF
7376	Computer facilities management services -----	2	(D)	(D)	(D)	AA
7377, 8, 9	Computer rental and leasing, maintenance, and related services, n.e.c. -----	42	22 922	7 849	1 793	247
7377	Computer rental and leasing -----	3	(D)	(D)	(D)	BB
7378	Computer maintenance and repair -----	14	12 820	4 588	1 143	136
7379	Computer related services, n.e.c. -----	25	(D)	(D)	(D)	BB
738	Miscellaneous business services -----	313	218 470	76 613	18 078	5 815
7381, 2	Detective agencies and protective services -----	68	71 045	33 776	7 462	2 860
7381	Detective, guard, and armored car services -----	53	36 721	23 027	5 027	2 417
7382	Security systems services -----	15	34 324	10 749	2 435	443
7383	News syndicates -----	3	(D)	(D)	(D)	BB
7384	Photofinishing laboratories* -----	30	29 654	7 653	1 903	411
7389	Business services, n.e.c. -----	212	(D)	(D)	(D)	HH
7389 pt.	Sign painting shops -----	10	2 255	819	183	35
7389 pt.	Interior designing -----	30	6 610	1 706	483	91
7389 pt.	Telephone answering services -----	13	5 152	2 437	569	185
7389 pt.	Other business services -----	159	(D)	(D)	(D)	GG
75	Automotive repair, services, and parking -----	660	315 425	69 223	16 812	3 765
751	Automotive rental and leasing, without drivers -----	46	86 850	10 497	2 489	589
7513	Truck rental and leasing, without drivers -----	19	(D)	(D)	(D)	CC
7514, 5	Passenger car rental and leasing -----	26	63 378	7 484	1 786	475
7514	Passenger car rental -----	22	61 543	7 379	1 761	466
7515	Passenger car leasing -----	4	1 835	105	25	9
7519	Utility trailer and recreational vehicle rental -----	1	(D)	(D)	(D)	AA
752	Automobile parking -----	115	(D)	(D)	(D)	EE
753	Automotive repair shops -----	399	161 516	44 314	10 827	2 111
7532	Top, body, and upholstery repair shops and paint shops -----	109	42 751	11 856	2 983	572
7532 pt.	Top and body repair shops -----	96	39 262	10 563	2 644	511
7532 pt.	Paint shops -----	13	3 489	1 293	339	61
7538	General automotive repair shops -----	200	75 559	21 036	5 158	1 021
7538 pt.	General automotive repair shops, except diesel -----	175	55 407	15 843	3 957	834
7538 pt.	Diesel repair shops -----	25	20 152	5 193	1 201	187
7533, 4, 6, 7, 9	Other automotive repair shops -----	90	43 206	11 422	2 686	518
7533	Automotive exhaust system repair shops -----	15	5 468	1 520	362	75
7534	Tire retreading and repair shops -----	4	11 948	2 453	607	111
7536	Automotive glass replacement shops -----	21	9 933	2 146	534	103
7537	Automotive transmission repair shops -----	22	4 953	1 366	339	72
7539	Automotive repair shops, n.e.c. -----	28	10 904	3 937	844	157
7539 pt.	Radiator repair -----	10	5 525	2 109	398	79
7539 pt.	Brake, front end, and wheel alignment -----	9	3 571	1 271	320	48
7539 pt.	Automotive electrical and fuel system services -----	6	1 362	428	99	22
7539 pt.	Other automotive repair shops, n.e.c. -----	3	446	129	27	8
754	Automotive services, except repair -----	100	(D)	(D)	(D)	FF
7542	Carwashes -----	46	(D)	(D)	(D)	EE
7549	Automotive services, except repair and carwashes -----	54	22 597	5 887	1 369	369

Table 6. Summary Statistics for Firms Subject to Federal Income Tax for Counties With 350 Establishments or More: 1992 — Con.

[Includes only establishments with payroll. For meaning of abbreviations and symbols, see introductory text. For explanation of terms and comparability of 1987 and 1992 censuses, see appendix A. For information on geographic areas followed by ▲, see appendix F.]

SIC code	Geographic area and kind of business or operation	Establishments (number)	Receipts (\$1,000)	Annual payroll (\$1,000)	First-quarter payroll (\$1,000)	Paid employees for pay period including March 12 (number)
MULTNOMAH COUNTY — Con.						
76	Miscellaneous repair services	250	141 054	45 776	11 110	1 949
762	Electrical repair shops	64	34 556	13 822	3 121	632
7622	Radio and television repair shops	19	9 143	4 065	1 052	200
7623, 9	Other electrical and electronic repair shops	45	25 413	9 759	2 069	432
7623	Refrigeration and air-conditioning service and repair shops	5	3 595	1 151	261	50
7629	Electrical and electronic repair shops, n.e.c.	40	21 818	8 608	1 808	382
763	Watch, clock, and jewelry repair	11	2 553	1 019	254	49
764	Reupholstery and furniture repair	23	3 060	939	232	66
769	Miscellaneous repair and related services	152	100 885	29 996	7 503	1 202
7692	Welding repair	5	948	266	65	17
7694	Armature rewinding shops	12	23 137	7 270	1 840	212
7699	Repair shops and related services, n.e.c.	135	76 800	22 460	5 598	973
78, 79, 84	Amusement and recreation services, including motion pictures and museums	329	253 386	72 713	17 065	4 131
781, 2	Motion picture production, distribution, and services	52	75 075	10 534	2 333	467
783	Motion picture theaters	29	(D)	(D)	(D)	EE
7832	Motion picture theaters, except drive-in	28	(D)	(D)	(D)	EE
7833	Drive-in motion picture theaters	1	(D)	(D)	(D)	AA
784	Video tape rental	64	29 489	8 398	1 980	607
792	Theatrical producers (except motion picture), bands, orchestras, and entertainers	38	10 149	2 894	604	226
7922	Theatrical producers (except motion picture) and miscellaneous theatrical services	17	5 640	2 070	448	152
7929	Bands, orchestras, actors, and other entertainers and entertainment groups	21	4 509	824	156	74
793	Bowling centers	15	(D)	(D)	(D)	EE
79 ex. 792, 3, 84	Commercial sports and other amusement and recreation services, including museums	131	109 246	46 081	10 984	2 137
794	Commercial sports	15	44 720	30 702	8 135	835
7941	Professional sports clubs, managers, promoters	10	(D)	(D)	(D)	CC
7948	Racing, including track operation	5	(D)	(D)	(D)	FF
79 ex. 792, 3, 4, 84	Other amusement and recreation services, including museums	116	64 526	15 379	2 849	1 302
791	Dance studios, schools, and halls	8	(D)	(D)	(D)	BB
7991	Physical fitness facilities	21	10 840	3 830	753	374
7992	Public golf courses	11	6 908	1 937	393	188
7993	Coin-operated amusement devices	15	9 663	1 503	327	108
7996	Amusement parks	1	(D)	(D)	(D)	BB
7997	Membership sports and recreation clubs	10	7 120	2 549	510	118
7999, 84	Amusement and recreation services, including museums, n.e.c.	50	(D)	(D)	(D)	EE
7999 pt.	Concession operators of amusement devices and rides	5	1 526	309	64	40
7999 pt.	Carnivals, circuses, and fairs	3	(D)	(D)	(D)	BB
7999 pt., 84	Other recreation and amusements, including museums	42	(D)	(D)	(D)	EE
80	Health services	1 406	818 087	365 915	79 476	11 993
801	Offices and clinics of doctors of medicine	571	420 902	208 888	43 963	4 077
8011 pt.	Offices of doctors of medicine	555	399 700	198 498	41 786	3 835
8011 pt.	General medical clinics	16	21 202	10 390	2 177	242
802	Offices and clinics of dentists	394	126 281	49 024	10 477	2 093
803	Offices and clinics of doctors of osteopathy	32	11 601	4 597	943	132
804	Offices and clinics of other health practitioners	247	42 676	12 988	3 037	690
8041	Offices and clinics of chiropractors	104	14 687	3 762	837	231
8042	Offices and clinics of optometrists	33	7 338	1 881	448	114
8043	Offices and clinics of podiatrists	13	3 202	871	176	44
8049	Offices and clinics of health practitioners, n.e.c.	97	17 449	6 474	1 576	301
805	Nursing and personal care facilities	44	80 088	37 474	8 665	2 547
8051	Skilled nursing care facilities	27	61 011	26 981	6 051	1 813
8052	Intermediate care facilities	14	16 547	9 253	2 206	604
8059	Nursing and personal care facilities, n.e.c.	3	2 530	1 240	408	130
806	Hospitals	5	(D)	(D)	(D)	FF
8062	General medical and surgical hospitals	2	(D)	(D)	(D)	FF
8063, 9	Specialty hospitals	3	(D)	(D)	(D)	EE
807, 8, 9	Other health services	113	(D)	(D)	(D)	GG
807	Medical and dental laboratories	50	20 376	8 357	1 876	302
8071	Medical laboratories	20	(D)	(D)	(D)	CC
8072	Dental laboratories	30	(D)	(D)	(D)	CC
808	Home health care services	25	21 976	9 629	2 316	712
809	Miscellaneous health and allied services, n.e.c.	38	(D)	(D)	(D)	FF
8092	Kidney dialysis centers	2	(D)	(D)	(D)	AA
8093	Specialty outpatient facilities, n.e.c.	21	24 613	9 924	2 352	381
8099	Health and allied services, n.e.c.	15	(D)	(D)	(D)	CC
81	Legal services	675	520 914	183 328	38 428	5 031
823, 4, 9	Selected educational services	55	15 280	5 276	1 289	356
823	Libraries	—	—	—	—	—
824	Vocational schools	19	6 686	2 394	516	147
829	Schools and educational services, n.e.c.	36	8 594	2 882	773	209
83	Social services	220	57 853	24 781	5 737	1 883
835	Child day care services	85	11 823	5 563	1 274	583
832, 3, 6, 9	Other social services	135	46 030	19 218	4 463	1 300

Table 6. Summary Statistics for Firms Subject to Federal Income Tax for Counties With 350 Establishments or More: 1992 — Con.

[Includes only establishments with payroll. For meaning of abbreviations and symbols, see introductory text. For explanation of terms and comparability of 1987 and 1992 censuses, see appendix A. For information on geographic areas followed by ▲, see appendix F]

SIC code	Geographic area and kind of business or operation	Establishments (number)	Receipts (\$1,000)	Annual payroll (\$1,000)	First-quarter payroll (\$1,000)	Paid employees for pay period including March 12 (number)
MULTNOMAH COUNTY — Con.						
87 ex. 8733	Engineering, accounting, research, management, and related services (except noncommercial research organizations) -----	977	653 973	272 637	61 710	7 974
871	Engineering, architectural, and surveying services -----	292	319 899	133 571	30 073	3 298
8711	Engineering services -----	159	228 918	99 530	22 283	2 311
8712	Architectural services -----	115	85 359	30 868	7 150	897
8713	Surveying services -----	18	5 622	3 173	640	90
872	Accounting, auditing, and bookkeeping services -----	330	148 446	58 036	13 567	2 141
873 ex. 8733	Research, development, and testing services (except noncommercial research organizations) -----	58	33 523	14 845	3 296	857
8731	Commercial physical and biological research -----	12	2 584	1 239	265	49
8732	Commercial economic, sociological, and educational research -----	30	16 161	6 752	1 410	538
8734	Testing laboratories -----	16	14 778	6 854	1 621	270
874	Management and public relations services -----	297	152 105	66 185	14 774	1 678
8741	Management services -----	67	44 010	21 417	5 283	640
8742	Management consulting services -----	137	51 556	24 396	5 056	548
8743	Public relations services -----	35	29 948	10 777	2 110	236
8744	Facilities support management services -----	2	(D)	(D)	(D)	AA
8748	Business consulting services, n.e.c. -----	56	(D)	(D)	(D)	CC
89	Services, n.e.c. -----	57	29 880	13 242	3 022	385
UMATILLA COUNTY						
	Total -----	364	102 307	32 092	7 165	2 133
70 ex. 704	Hotels, rooming houses, camps, and other lodging places (except membership lodging) -----	23	10 105	2 341	500	335
7011	Hotels and motels -----	20	(D)	(D)	(D)	EE
7011 pt.	Hotels -----	2	(D)	(D)	(D)	CC
7011 pt.	Motels, motor hotels, and tourist courts -----	18	(D)	(D)	(D)	CC
702, 3	Other lodging places -----	3	(D)	(D)	(D)	BB
72	Personal services -----	42	5 797	1 386	330	150
721	Laundry, cleaning, and garment services -----	13	1 683	344	101	55
7211	Power laundries, family and commercial* -----	2	(D)	(D)	(D)	BB
7213	Linen supply* -----	1	(D)	(D)	(D)	AA
7215	Coin-operated laundries and drycleaning -----	2	(D)	(D)	(D)	AA
7216	Drycleaning plants, except rug cleaning* -----	4	365	110	37	18
7217	Carpet and upholstery cleaning -----	4	332	61	13	10
7218	Industrial launderers* -----	—	—	—	—	—
7212, 9	Other laundry, cleaning, and garment services* -----	—	—	—	—	—
722	Photographic studios, portrait -----	1	(D)	(D)	(D)	AA
723, 4	Beauty and barber shops -----	16	1 237	433	95	49
723	Beauty shops -----	16	1 237	433	95	49
724	Barber shops -----	—	—	—	—	—
725	Shoe repair shops and shoeshine parlors -----	1	(D)	(D)	(D)	AA
726	Funeral service and crematories -----	6	2 330	441	83	15
729	Miscellaneous personal services -----	5	(D)	(D)	(D)	BB
73	Business services -----	38	10 955	4 926	1 081	328
731	Advertising -----	1	(D)	(D)	(D)	AA
732	Consumer credit reporting agencies, mercantile reporting agencies, and adjustment and collection agencies -----	3	798	275	65	17
733	Mailing, reproduction, commercial art and photography, and stenographic services -----	5	1 197	294	82	29
734	Services to dwellings and other buildings -----	11	1 465	333	72	32
735	Miscellaneous equipment rental and leasing -----	5	888	214	43	16
736	Personnel supply services -----	4	(D)	(D)	(D)	CC
737	Computer programming, data processing, and other computer related services -----	1	(D)	(D)	(D)	AA
7371, 2, 3	Computer programming, prepackaged software, and integrated systems -----	1	(D)	(D)	(D)	AA
7374, 5, 6	Data processing services -----	—	—	—	—	—
7377, 8, 9	Computer rental and leasing, maintenance, and related services, n.e.c. -----	—	—	—	—	—
738	Miscellaneous business services -----	8	1 797	812	321	30
75	Automotive repair, services, and parking -----	35	10 060	2 131	511	130
751	Automotive rental and leasing, without drivers -----	1	(D)	(D)	(D)	AA
752	Automobile parking -----	—	—	—	—	—
753	Automotive repair shops -----	29	9 106	1 963	478	103
7532	Top, body, and upholstery repair shops and paint shops -----	6	2 011	674	143	28
7538	General automotive repair shops -----	13	3 091	662	161	39
7533, 4, 6, 7, 9	Other automotive repair shops -----	10	4 004	627	174	36
754	Automotive services, except repair -----	5	(D)	(D)	(D)	BB
76	Miscellaneous repair services -----	23	6 388	1 378	289	74
762	Electrical repair shops -----	5	616	64	21	7
7622	Radio and television repair shops -----	3	(D)	(D)	(D)	AA
7623, 9	Other electrical and electronic repair shops -----	2	(D)	(D)	(D)	AA
763	Watch, clock, and jewelry repair -----	—	—	—	—	—
764	Reupholstery and furniture repair -----	3	292	66	14	5
769	Miscellaneous repair and related services -----	15	5 480	1 248	254	62

Table 6. Summary Statistics for Firms Subject to Federal Income Tax for Counties With 350 Establishments or More: 1992 — Con.

[Includes only establishments with payroll. For meaning of abbreviations and symbols, see introductory text. For explanation of terms and comparability of 1987 and 1992 censuses, see appendix A. For information on geographic areas followed by ▲, see appendix F]

SIC code	Geographic area and kind of business or operation	Establishments (number)	Receipts (\$1,000)	Annual payroll (\$1,000)	First-quarter payroll (\$1,000)	Paid employees for pay period including March 12 (number)
UMATILLA COUNTY — Con.						
78, 79, 84	Amusement and recreation services, including motion pictures and museums	19	4 253	749	162	90
781, 2	Motion picture production, distribution, and services	—	—	—	—	—
783	Motion picture theaters	3	(D)	(D)	(D)	BB
784	Video tape rental	5	(D)	(D)	(D)	AA
792	Theatrical producers (except motion picture), bands, orchestras, and entertainers	—	—	—	—	—
793	Bowling centers	2	(D)	(D)	(D)	AA
79 ex. 792, 3; 84	Commercial sports and other amusement and recreation services, including museums	9	1 997	308	64	32
80	Health services	105	39 454	14 844	3 295	765
801	Offices and clinics of doctors of medicine	45	18 475	6 963	1 467	256
802	Offices and clinics of dentists	26	6 704	2 270	511	112
803	Offices and clinics of doctors of osteopathy	2	(D)	(D)	(D)	AA
804	Offices and clinics of other health practitioners	21	4 183	880	179	69
805	Nursing and personal care facilities	4	(D)	(D)	(D)	EE
806	Hospitals	—	—	—	—	—
807, 8, 9	Other health services	7	(D)	(D)	(D)	BB
81	Legal services	29	6 719	1 587	380	89
823, 4, 9	Selected educational services	1	(D)	(D)	(D)	AA
83	Social services	17	(D)	(D)	(D)	BB
835	Child day care services	4	(D)	(D)	(D)	AA
832, 3, 6, 9	Other social services	13	1 704	581	107	44
87 ex. 8733	Engineering, accounting, research, management, and related services (except noncommercial research organizations)	29	6 215	1 881	435	110
871	Engineering, architectural, and surveying services	5	(D)	(D)	(D)	AA
872	Accounting, auditing, and bookkeeping services	18	4 296	1 211	308	81
873 ex. 8733	Research, development, and testing services (except noncommercial research organizations)	1	(D)	(D)	(D)	AA
874	Management and public relations services	5	794	208	40	11
89	Services, n.e.c.	3	(D)	(D)	(D)	AA
WASHINGTON COUNTY						
	Total	2 909	1 583 350	604 828	133 551	24 795
70 ex. 704	Hotels, rooming houses, camps, and other lodging places (except membership lodging)	34	28 723	6 763	1 636	748
7011	Hotels and motels	26	27 314	6 636	1 613	734
7011 pt.	Hotels	6	8 858	2 117	496	217
7011 pt.	Hotels, 25 guestrooms or more	4	(D)	(D)	(D)	CC
7011 pt.	Hotels, less than 25 guestrooms	2	(D)	(D)	(D)	AA
7011 pt.	Motels, motor hotels, and tourist courts	20	18 456	4 519	1 117	517
7011 pt.	Motels, tourist courts	15	6 856	1 419	345	167
7011 pt.	Motor hotels	5	11 600	3 100	772	350
702, 3	Other lodging places	8	1 409	127	23	14
702	Rooming and boarding houses	1	(D)	(D)	(D)	AA
703	Camps and recreational vehicle parks	7	(D)	(D)	(D)	AA
72	Personal services	270	50 067	15 960	3 681	1 544
721	Laundry, cleaning, and garment services	84	12 119	3 456	803	325
7211	Power laundries, family and commercial*	1	(D)	(D)	(D)	AA
7213	Linen supply	—	—	—	—	—
7215	Coin-operated laundries and drycleaning	11	1 079	302	54	28
7216	Drycleaning plants, except rug cleaning*	35	5 340	1 550	396	149
7217	Carpet and upholstery cleaning	24	4 161	1 245	255	110
7218	Industrial laundries*	1	(D)	(D)	(D)	AA
7212, 9	Other laundry, cleaning, and garment services*	12	(D)	(D)	(D)	BB
7212	Garment pressing, and agents for laundries and drycleaners	7	756	140	38	17
7219	Laundry and garment services, n.e.c.*	5	(D)	(D)	(D)	AA
722	Photographic studios, portrait	23	5 348	1 339	269	124
723, 4	Beauty and barber shops	98	15 528	6 272	1 462	550
723	Beauty shops	95	(D)	(D)	(D)	FF
724	Barber shops	3	(D)	(D)	(D)	AA
725	Shoe repair shops and shoeshine parlors	5	435	101	22	7
726	Funeral service and crematories	9	4 689	1 344	281	52
729	Miscellaneous personal services	51	11 948	3 448	844	486
7291	Tax return preparation services	19	2 591	907	252	138
7299	Miscellaneous personal services, n.e.c.	32	9 357	2 541	592	348

Table 6. Summary Statistics for Firms Subject to Federal Income Tax for Counties With 350 Establishments or More: 1992 — Con.

[Includes only establishments with payroll. For meaning of abbreviations and symbols, see introductory text. For explanation of terms and comparability of 1987 and 1992 censuses, see appendix A. For information on geographic areas followed by ▲, see appendix F]

SIC code	Geographic area and kind of business or operation	Establishments (number)	Receipts (\$1,000)	Annual payroll (\$1,000)	First-quarter payroll (\$1,000)	Paid employees for pay period including March 12 (number)
WASHINGTON COUNTY — Con.						
73	Business services -----	632	567 854	216 411	48 182	8 503
731	Advertising -----	30	12 010	4 021	865	113
7311	Advertising agencies -----	22	(D)	(D)	(D)	BB
7312	Outdoor advertising services -----	2	(D)	(D)	(D)	AA
7313	Radio, television, publishers' advertising representatives -----	1	(D)	(D)	(D)	AA
7319	Advertising, n.e.c. -----	5	(D)	(D)	(D)	AA
732	Consumer credit reporting agencies, mercantile reporting agencies, and adjustment and collection agencies -----	11	5 034	2 256	476	115
7322	Adjustment and collection services -----	10	(D)	(D)	(D)	CC
7323	Credit reporting services -----	1	(D)	(D)	(D)	AA
733	Mailing, reproduction, commercial art and photography, and stenographic services -----	65	11 322	3 174	713	236
7331	Direct mail advertising services -----	5	243	28	4	3
7334	Photocopying and duplicating services -----	14	3 646	1 020	246	83
7335, 6	Commercial photography, art, and graphics -----	23	4 799	1 368	286	70
7335	Commercial photography -----	8	(D)	(D)	(D)	BB
7336	Commercial art and graphic design -----	15	(D)	(D)	(D)	BB
7338	Secretarial and court reporting services -----	23	2 634	758	177	80
734	Services to dwellings and other buildings -----	95	15 461	4 955	1 194	561
7342	Disinfecting and pest control services -----	5	1 043	414	101	32
7349	Building cleaning and maintenance services, n.e.c. -----	90	14 418	4 541	1 093	529
735	Miscellaneous equipment rental and leasing -----	31	24 288	6 611	1 247	249
7352	Medical equipment rental and leasing -----	1	(D)	(D)	(D)	AA
7353	Heavy construction equipment rental and leasing -----	4	(D)	(D)	(D)	BB
7359	Equipment rental and leasing, n.e.c. -----	26	(D)	(D)	(D)	CC
736	Personnel supply services -----	62	81 399	57 015	12 219	3 391
7361	Employment agencies -----	14	3 058	1 267	308	68
7363	Help supply services -----	48	78 341	55 748	11 911	3 323
7363 pt.	Temporary help supply -----	42	72 180	50 445	10 883	3 145
7363 pt.	Help supply, except temporary -----	6	6 161	5 303	1 028	178
737	Computer programming, data processing, and other computer related services -----	232	357 642	118 421	27 265	2 685
7371, 2, 3	Computer programming, prepackaged software, and integrated systems -----	156	304 126	102 631	23 386	2 172
7371	Computer programming services -----	87	(D)	(D)	(D)	FF
7372	Prepackaged software -----	51	239 228	72 587	17 112	1 518
7373	Computer integrated systems -----	18	(D)	(D)	(D)	CC
7374, 5, 6	Data processing services -----	24	19 552	6 838	1 712	241
7374, 5	Computer processing, information retrieval -----	23	(D)	(D)	(D)	CC
7376	Computer facilities management services -----	1	(D)	(D)	(D)	BB
7377, 8, 9	Computer rental and leasing, maintenance, and related services, n.e.c. -----	52	33 964	8 952	2 167	272
7377	Computer rental and leasing -----	3	(D)	(D)	(D)	BB
7378	Computer maintenance and repair -----	23	19 358	4 633	1 135	146
7379	Computer related services, n.e.c. -----	26	(D)	(D)	(D)	CC
738	Miscellaneous business services -----	106	60 698	19 958	4 203	1 153
7381, 2	Detective agencies and protective services -----	19	15 204	6 731	1 678	565
7381	Detective, guard, and armored car services -----	13	(D)	(D)	(D)	FF
7382	Security systems services -----	6	(D)	(D)	(D)	BB
7383	News syndicates -----	—	—	—	—	—
7384	Photofinishing laboratories* -----	12	(D)	(D)	(D)	BB
7389	Business services, n.e.c. -----	75	(D)	(D)	(D)	FF
7389 pt.	Sign painting shops -----	3	(D)	(D)	(D)	AA
7389 pt.	Interior designing -----	10	2 723	189	39	18
7389 pt.	Telephone answering services -----	4	867	371	83	34
7389 pt.	Other business services -----	58	39 132	11 945	2 260	491
75	Automotive repair, services, and parking -----	231	97 098	26 731	5 941	1 269
751	Automotive rental and leasing, without drivers -----	10	(D)	(D)	(D)	CC
7513	Truck rental and leasing, without drivers -----	3	(D)	(D)	(D)	BB
7514, 5	Passenger car rental and leasing -----	7	(D)	(D)	(D)	CC
7514	Passenger car rental -----	7	(D)	(D)	(D)	CC
7515	Passenger car leasing -----	—	—	—	—	—
7519	Utility trailer and recreational vehicle rental -----	—	—	—	—	—
752	Automobile parking -----	1	(D)	(D)	(D)	AA
753	Automotive repair shops -----	179	65 870	18 963	4 286	780
7532	Top, body, and upholstery repair shops and paint shops -----	40	18 532	5 980	1 370	214
7532 pt.	Top and body repair shops -----	37	(D)	(D)	(D)	CC
7532 pt.	Paint shops -----	3	(D)	(D)	(D)	AA
7538	General automotive repair shops -----	95	32 867	9 132	2 052	404
7538 pt.	General automotive repair shops, except diesel -----	85	30 556	8 333	1 873	364
7538 pt.	Diesel repair shops -----	10	2 311	799	179	40
7533, 4, 6, 7, 9	Other automotive repair shops -----	44	14 471	3 851	864	162
7533	Automotive exhaust system repair shops -----	11	3 753	946	213	43
7534	Tire retreading and repair shops -----	—	—	—	—	—
7536	Automotive glass replacement shops -----	11	3 645	878	191	31
7537	Automotive transmission repair shops -----	10	4 166	1 245	299	57
7539	Automotive repair shops, n.e.c. -----	12	2 907	782	161	31
7539 pt.	Radiator repair -----	4	(D)	(D)	(D)	AA
7539 pt.	Brake, front end, and wheel alignment -----	3	(D)	(D)	(D)	AA
7539 pt.	Automotive electrical and fuel system services -----	5	(D)	(D)	(D)	AA
7539 pt.	Other automotive repair shops, n.e.c. -----	—	—	—	—	—
754	Automotive services, except repair -----	41	(D)	(D)	(D)	EE
7542	Carwashes -----	25	(D)	(D)	(D)	CC
7549	Automotive services, except repair and carwashes -----	16	8 220	3 061	690	159

Table 6. Summary Statistics for Firms Subject to Federal Income Tax for Counties With 350 Establishments or More: 1992 — Con.

[Includes only establishments with payroll. For meaning of abbreviations and symbols, see introductory text. For explanation of terms and comparability of 1987 and 1992 censuses, see appendix A. For information on geographic areas followed by ▲, see appendix F]

SIC code	Geographic area and kind of business or operation	Establishments (number)	Receipts (\$1,000)	Annual payroll (\$1,000)	First-quarter payroll (\$1,000)	Paid employees for pay period including March 12 (number)
WASHINGTON COUNTY — Con.						
76	Miscellaneous repair services	97	49 383	13 020	3 245	525
762	Electrical repair shops	31	12 252	3 943	988	194
7622	Radio and television repair shops	8	(D)	(D)	(D)	BB
7623, 9	Other electrical and electronic repair shops	23	(D)	(D)	(D)	CC
7623	Refrigeration and air-conditioning service and repair shops	5	(D)	(D)	(D)	BB
7629	Electrical and electronic repair shops, n.e.c.	18	(D)	(D)	(D)	CC
763	Watch, clock, and jewelry repair	4	579	225	52	14
764	Reupholstery and furniture repair	10	1 492	414	93	26
769	Miscellaneous repair and related services	52	35 060	8 438	2 112	291
7692	Welding repair	3	1 586	363	90	13
7694	Armature rewinding shops	2	(D)	(D)	(D)	AA
7699	Repair shops and related services, n.e.c.	47	(D)	(D)	(D)	EE
78, 79, 84	Amusement and recreation services, including motion pictures and museums	160	77 985	18 044	4 166	1 675
781, 2	Motion picture production, distribution, and services	13	(D)	(D)	(D)	BB
783	Motion picture theaters	10	(D)	(D)	(D)	CC
7832	Motion picture theaters, except drive-in	9	(D)	(D)	(D)	CC
7833	Drive-in motion picture theaters	1	(D)	(D)	(D)	AA
784	Video tape rental	39	7 938	1 485	356	261
792	Theatrical producers (except motion picture), bands, orchestras, and entertainers	8	(D)	(D)	(D)	BB
7922	Theatrical producers (except motion picture) and miscellaneous theatrical services	2	(D)	(D)	(D)	BB
7929	Bands, orchestras, actors, and other entertainers and entertainment groups	6	(D)	(D)	(D)	AA
793	Bowling centers	7	(D)	(D)	(D)	CC
79 ex. 792, 3, 84	Commercial sports and other amusement and recreation services, including museums	83	45 970	12 498	2 682	1 020
794	Commercial sports	3	(D)	(D)	(D)	BB
7941	Professional sports clubs, managers, promoters	3	(D)	(D)	(D)	BB
7948	Racing, including track operation	—	—	—	—	—
79 ex. 792, 3, 4, 84	Other amusement and recreation services, including museums	80	(D)	(D)	(D)	FF
791	Dance studios, schools, and halls	11	1 694	532	132	71
7991	Physical fitness facilities	21	14 301	3 857	902	399
7992	Public golf courses	4	2 270	730	126	35
7993	Coin-operated amusement devices	3	(D)	(D)	(D)	BB
7996	Amusement parks	—	—	—	—	—
7997	Membership sports and recreation clubs	8	7 136	3 200	556	197
7999, 84	Amusement and recreation services, including museums, n.e.c.	33	(D)	(D)	(D)	EE
7999 pt.	Concession operators of amusement devices and rides	1	(D)	(D)	(D)	AA
7999 pt.	Carnivals, circuses, and fairs	—	—	—	—	—
7999 pt., 84	Other recreation and amusements, including museums	32	(D)	(D)	(D)	EE
80	Health services	693	380 571	170 619	36 185	5 286
801	Offices and clinics of doctors of medicine	289	188 308	89 683	17 660	1 746
8011 pt.	Offices of doctors of medicine	281	183 571	87 570	17 266	1 712
8011 pt.	General medical clinics	8	4 737	2 113	394	34
802	Offices and clinics of dentists	201	78 361	30 186	6 599	1 172
803	Offices and clinics of doctors of osteopathy	11	4 305	1 545	346	70
804	Offices and clinics of other health practitioners	127	29 637	10 075	2 200	450
8041	Offices and clinics of chiropractors	47	7 587	1 782	415	103
8042	Offices and clinics of optometrists	31	7 316	1 692	425	119
8043	Offices and clinics of podiatrists	8	2 608	1 221	294	24
8049	Offices and clinics of health practitioners, n.e.c.	41	12 126	5 380	1 066	204
805	Nursing and personal care facilities	17	31 080	18 540	4 339	1 111
8051	Skilled nursing care facilities	8	(D)	(D)	(D)	FF
8052	Intermediate care facilities	7	(D)	(D)	(D)	EE
8059	Nursing and personal care facilities, n.e.c.	2	(D)	(D)	(D)	AA
806	Hospitals	1	(D)	(D)	(D)	CC
8062	General medical and surgical hospitals	—	—	—	—	—
8063, 9	Specialty hospitals	1	(D)	(D)	(D)	CC
807, 8, 9	Other health services	47	(D)	(D)	(D)	FF
807	Medical and dental laboratories	24	30 981	14 401	3 642	472
8071	Medical laboratories	9	(D)	(D)	(D)	EE
8072	Dental laboratories	15	(D)	(D)	(D)	BB
808	Home health care services	5	(D)	(D)	(D)	AA
809	Miscellaneous health and allied services, n.e.c.	18	(D)	(D)	(D)	CC
8092	Kidney dialysis centers	—	—	—	—	—
8093	Specialty outpatient facilities, n.e.c.	15	6 849	2 731	682	115
8099	Health and allied services, n.e.c.	3	(D)	(D)	(D)	AA
81	Legal services	108	28 829	9 578	2 065	345
823, 4, 9	Selected educational services	36	12 810	4 849	1 063	249
823	Libraries	—	—	—	—	—
824	Vocational schools	16	7 384	2 686	591	114
829	Schools and educational services, n.e.c.	20	5 426	2 163	472	135
83	Social services	180	40 470	15 343	3 530	1 466
835	Child day care services	71	14 991	6 587	1 527	792
832, 3, 6, 9	Other social services	109	25 479	8 756	2 003	674

Table 6. Summary Statistics for Firms Subject to Federal Income Tax for Counties With 350 Establishments or More: 1992 — Con.

[Includes only establishments with payroll. For meaning of abbreviations and symbols, see introductory text. For explanation of terms and comparability of 1987 and 1992 censuses, see appendix A. For information on geographic areas followed by ▲, see appendix F]

SIC code	Geographic area and kind of business or operation	Establishments (number)	Receipts (\$1,000)	Annual payroll (\$1,000)	First-quarter payroll (\$1,000)	Paid employees for pay period including March 12 (number)
WASHINGTON COUNTY — Con.						
87 ex. 8733	Engineering, accounting, research, management, and related services (except noncommercial research organizations) -----	443	243 510	104 949	23 296	3 090
871	Engineering, architectural, and surveying services -----	133	93 756	43 063	9 186	1 115
8711	Engineering services -----	98	82 089	38 574	8 332	976
8712	Architectural services -----	24	7 722	2 462	509	77
8713	Surveying services -----	11	3 945	2 027	345	62
872	Accounting, auditing, and bookkeeping services -----	162	36 259	14 582	3 265	683
873 ex. 8733	Research, development, and testing services (except noncommercial research organizations) -----	34	27 670	11 718	2 640	340
8731	Commercial physical and biological research -----	10	11 791	5 166	1 262	107
8732	Commercial economic, sociological, and educational research -----	8	3 768	1 459	291	62
8734	Testing laboratories -----	16	12 111	5 093	1 087	171
874	Management and public relations services -----	114	85 825	35 586	8 205	952
8741	Management services -----	23	51 345	20 402	4 826	546
8742	Management consulting services -----	58	22 151	9 679	2 136	253
8743	Public relations services -----	4	241	40	4	2
8744	Facilities support management services -----	—	—	—	—	—
8748	Business consulting services, n.e.c. -----	29	12 088	5 465	1 239	151
89	Services, n.e.c. -----	25	6 050	2 561	561	95
YAMHILL COUNTY						
	Total -----	374	131 754	39 864	9 250	2 659
70 ex. 704	Hotels, rooming houses, camps, and other lodging places (except membership lodging) -----	9	(D)	(D)	(D)	BB
7011	Hotels and motels -----	8	(D)	(D)	(D)	BB
7011 pt.	Hotels -----	2	(D)	(D)	(D)	AA
7011 pt.	Motels, motor hotels, and tourist courts -----	6	(D)	(D)	(D)	BB
702, 3	Other lodging places -----	1	(D)	(D)	(D)	AA
72	Personal services -----	43	6 390	2 011	539	209
721	Laundry, cleaning, and garment services -----	6	1 570	555	166	52
7211	Power laundries, family and commercial* -----	—	—	—	—	—
7213	Linen supply* -----	—	—	—	—	—
7215	Coin-operated laundries and drycleaning -----	1	(D)	(D)	(D)	AA
7216	Drycleaning plants, except rug cleaning* -----	4	(D)	(D)	(D)	BB
7217	Carpet and upholstery cleaning -----	—	—	—	—	—
7218	Industrial laundrers* -----	1	(D)	(D)	(D)	BB
7212, 9	Other laundry, cleaning, and garment services* -----	—	—	—	—	—
722	Photographic studios, portrait -----	3	392	56	13	6
723, 4	Beauty and barber shops -----	17	1 476	609	142	76
723	Beauty shops -----	16	(D)	(D)	(D)	BB
724	Barber shops -----	1	(D)	(D)	(D)	AA
725	Shoe repair shops and shoeshine parlors -----	1	(D)	(D)	(D)	AA
726	Funeral service and crematories -----	3	1 979	565	125	26
729	Miscellaneous personal services -----	13	(D)	(D)	(D)	BB
73	Business services -----	42	18 818	4 476	948	387
731	Advertising -----	1	(D)	(D)	(D)	AA
732	Consumer credit reporting agencies, mercantile reporting agencies, and adjustment and collection agencies -----	1	(D)	(D)	(D)	AA
733	Mailing, reproduction, commercial art and photography, and stenographic services -----	—	—	—	—	—
734	Services to dwellings and other buildings -----	15	(D)	(D)	(D)	CC
735	Miscellaneous equipment rental and leasing -----	5	(D)	(D)	(D)	BB
736	Personnel supply services -----	2	(D)	(D)	(D)	CC
737	Computer programming, data processing, and other computer related services -----	9	1 930	797	180	28
7371, 2, 3	Computer programming, prepackaged software, and integrated systems -----	7	(D)	(D)	(D)	BB
7374, 5, 6	Data processing services -----	—	—	—	—	—
7377, 8, 9	Computer rental and leasing, maintenance, and related services, n.e.c. -----	2	(D)	(D)	(D)	AA
738	Miscellaneous business services -----	9	(D)	(D)	(D)	AA
75	Automotive repair, services, and parking -----	37	9 674	2 183	514	138
751	Automotive rental and leasing, without drivers -----	—	—	—	—	—
752	Automobile parking -----	—	—	—	—	—
753	Automotive repair shops -----	31	(D)	(D)	(D)	BB
7532	Top, body, and upholstery repair shops and paint shops -----	8	2 484	775	196	42
7538	General automotive repair shops -----	14	3 904	674	167	41
7533, 4, 6, 7, 9	Other automotive repair shops -----	9	(D)	(D)	(D)	AA
754	Automotive services, except repair -----	6	(D)	(D)	(D)	BB
76	Miscellaneous repair services -----	21	(D)	(D)	(D)	BB
762	Electrical repair shops -----	6	1 072	139	21	11
7622	Radio and television repair shops -----	—	—	—	—	—
7623, 9	Other electrical and electronic repair shops -----	6	1 072	139	21	11
763	Watch, clock, and jewelry repair -----	—	—	—	—	—
764	Reupholstery and furniture repair -----	—	—	—	—	—
769	Miscellaneous repair and related services -----	15	(D)	(D)	(D)	BB

Table 6. Summary Statistics for Firms Subject to Federal Income Tax for Counties With 350 Establishments or More: 1992 — Con.

[Includes only establishments with payroll. For meaning of abbreviations and symbols, see introductory text. For explanation of terms and comparability of 1987 and 1992 censuses, see appendix A. For information on geographic areas followed by ▲, see appendix F]

SIC code	Geographic area and kind of business or operation	Establishments (number)	Receipts (\$1,000)	Annual payroll (\$1,000)	First-quarter payroll (\$1,000)	Paid employees for pay period including March 12 (number)
YAMHILL COUNTY — Con.						
78, 79, 84	Amusement and recreation services, including motion pictures and museums	30	6 420	1 645	351	182
781, 2	Motion picture production, distribution, and services	2	(D)	(D)	(D)	AA
783	Motion picture theaters	3	(D)	(D)	(D)	BB
784	Video tape rental	11	(D)	(D)	(D)	BB
792	Theatrical producers (except motion picture), bands, orchestras, and entertainers	1	(D)	(D)	(D)	AA
793	Bowling centers	2	(D)	(D)	(D)	AA
79 ex. 792, 3, 84	Commercial sports and other amusement and recreation services, including museums	11	2 586	799	160	64
80	Health services	120	63 811	21 497	5 151	1 302
801	Offices and clinics of doctors of medicine	55	19 272	6 998	1 720	394
802	Offices and clinics of dentists	29	(D)	(D)	(D)	CC
803	Offices and clinics of doctors of osteopathy	—	—	—	—	—
804	Offices and clinics of other health practitioners	23	(D)	(D)	(D)	BB
805	Nursing and personal care facilities	7	(D)	(D)	(D)	EE
806	Hospitals	1	(D)	(D)	(D)	EE
807, 8, 9	Other health services	5	(D)	(D)	(D)	BB
81	Legal services	16	6 528	2 813	608	108
823, 4, 9	Selected educational services	3	(D)	(D)	(D)	AA
83	Social services	14	(D)	(D)	(D)	BB
835	Child day care services	6	(D)	(D)	(D)	BB
832, 3, 6, 9	Other social services	8	(D)	(D)	(D)	BB
87 ex. 8733	Engineering, accounting, research, management, and related services (except noncommercial research organizations)	37	7 520	2 348	561	131
871	Engineering, architectural, and surveying services	5	(D)	(D)	(D)	AA
872	Accounting, auditing, and bookkeeping services	18	(D)	(D)	(D)	BB
873 ex. 8733	Research, development, and testing services (except noncommercial research organizations)	3	667	196	26	12
874	Management and public relations services	11	(D)	(D)	(D)	BB
89	Services, n.e.c.	2	(D)	(D)	(D)	AA

Table 7a. Summary Statistics for Firms Subject to Federal Income Tax for Metropolitan Areas: 1992

[Includes only establishments with payroll. For meaning of abbreviations and symbols, see introductory text. For explanation of terms and comparability of 1987 and 1992 censuses, see appendix A. For definitions of CMSA's, MSA's, and PMSA's, see appendix D]

SIC code	Geographic area and kind of business or operation	Establishments (number)	Receipts (\$1,000)	Annual payroll (\$1,000)	First-quarter payroll (\$1,000)	Paid employees for pay period including March 12 (number)
EUGENE—SPRINGFIELD, OR MSA						
	Total	2 399	953 595	366 981	80 708	19 067
70 ex. 704	Hotels, rooming houses, camps, and other lodging places (except membership lodging)	67	53 626	14 276	3 368	1 445
7011	Hotels and motels	53	51 026	13 686	3 230	1 387
7011 pt.	Hotels	12	27 904	8 176	2 052	772
7011 pt.	Hotels, 25 guestrooms or more	8	27 557	8 103	2 037	761
7011 pt.	Hotels, less than 25 guestrooms	4	347	73	15	11
7011 pt.	Motels, motor hotels, and tourist courts	41	23 122	5 510	1 178	615
7011 pt.	Motels, tourist courts	28	9 157	1 980	380	248
7011 pt.	Motor hotels	13	13 965	3 530	798	367
702, 3	Other lodging places	14	2 600	590	138	58
702	Rooming and boarding houses	2	(D)	(D)	(D)	AA
703	Camps and recreational vehicle parks	12	(D)	(D)	(D)	BB

Table 7a. Summary Statistics for Firms Subject to Federal Income Tax for Metropolitan Areas: 1992—Con.

[Includes only establishments with payroll. For meaning of abbreviations and symbols, see introductory text. For explanation of terms and comparability of 1987 and 1992 censuses, see appendix A. For definitions of CMSA's, MSA's, and PMSA's, see appendix D]

SIC code	Geographic area and kind of business or operation	Establishments (number)	Receipts (\$1,000)	Annual payroll (\$1,000)	First-quarter payroll (\$1,000)	Paid employees for pay period including March 12 (number)
EUGENE-SPRINGFIELD, OR MSA—Con.						
72	Personal services	222	48 971	16 310	4 068	1 513
721	Laundry, cleaning, and garment services	51	19 593	5 713	1 435	406
7211	Power laundries, family and commercial*	1	(D)	(D)	(D)	AA
7213	Linen supply*	2	(D)	(D)	(D)	CC
7215	Coin-operated laundries and drycleaning	12	4 063	455	109	54
7216	Drycleaning plants, except rug cleaning*	19	2 873	970	269	114
7217	Carpet and upholstery cleaning	14	(D)	(D)	(D)	BB
7218	Industrial launderers*	1	(D)	(D)	(D)	AA
7212, 9	Other laundry, cleaning, and garment services*	2	(D)	(D)	(D)	AA
7212	Garment pressing, and agents for laundries and drycleaners	—	—	—	—	—
7219	Laundry and garment services, n.e.c.*	2	(D)	(D)	(D)	AA
722	Photographic studios, portrait	19	4 026	981	271	115
723, 4	Beauty and barber shops	106	13 662	5 811	1 410	560
723	Beauty shops	103	12 849	5 382	1 308	526
724	Barber shops	3	813	429	102	34
725	Shoe repair shops and shoeshine parlors	4	474	143	36	12
726	Funeral service and crematories	11	4 777	1 505	356	71
729	Miscellaneous personal services	31	6 439	2 157	560	349
7291	Tax return preparation services	15	2 349	831	249	143
7299	Miscellaneous personal services, n.e.c.	16	4 090	1 326	311	206
73	Business services	369	172 343	67 801	14 165	4 383
731	Advertising	24	14 224	3 291	707	119
7311	Advertising agencies	18	(D)	(D)	(D)	BB
7312	Outdoor advertising services	3	(D)	(D)	(D)	BB
7313	Radio, television, publishers' advertising representatives	2	(D)	(D)	(D)	AA
7319	Advertising, n.e.c.	1	(D)	(D)	(D)	AA
732	Consumer credit reporting agencies, mercantile reporting agencies, and adjustment and collection agencies	8	4 176	1 560	362	105
7322	Adjustment and collection services	6	(D)	(D)	(D)	BB
7323	Credit reporting services	2	(D)	(D)	(D)	AA
733	Mailing, reproduction, commercial art and photography, and stenographic services	42	16 284	4 180	887	301
7331	Direct mail advertising services	6	(D)	(D)	(D)	BB
7334	Photocopying and duplicating services	11	6 609	1 894	428	170
7335, 6	Commercial photography, art, and graphics	18	4 317	1 176	230	55
7335	Commercial photography	6	1 349	499	82	18
7336	Commercial art and graphic design	12	2 968	677	148	37
7338	Secretarial and court reporting services	7	(D)	(D)	(D)	AA
734	Services to dwellings and other buildings	74	11 921	5 147	1 181	533
7342	Disinfecting and pest control services	15	3 646	1 452	326	95
7349	Building cleaning and maintenance services, n.e.c.	59	8 275	3 695	855	438
735	Miscellaneous equipment rental and leasing	25	15 890	3 829	833	166
7352	Medical equipment rental and leasing	5	2 082	522	107	27
7353	Heavy construction equipment rental and leasing	4	3 273	990	212	32
7359	Equipment rental and leasing, n.e.c.	16	10 535	2 317	514	107
736	Personnel supply services	25	31 089	22 425	4 155	1 896
7361	Employment agencies	8	1 303	332	119	45
7363	Help supply services	17	29 786	22 093	4 036	1 851
7363 pt.	Temporary help supply	15	(D)	(D)	(D)	GG
7363 pt.	Help supply, except temporary	2	(D)	(D)	(D)	BB
737	Computer programming, data processing, and other computer related services	79	57 159	18 954	3 902	602
7371, 2, 3	Computer programming, prepackaged software, and integrated systems	55	48 982	17 084	3 424	509
7371	Computer programming services	27	7 162	2 295	498	89
7372	Prepackaged software	19	24 981	10 041	1 823	280
7373	Computer integrated systems	9	16 839	4 748	1 103	140
7374, 5, 6	Data processing services	7	2 435	389	100	24
7374, 5	Computer processing, information retrieval	6	(D)	(D)	(D)	AA
7376	Computer facilities management services	1	(D)	(D)	(D)	AA
7377, 8, 9	Computer rental and leasing, maintenance, and related services, n.e.c.	17	5 742	1 481	378	69
7377	Computer rental and leasing	2	(D)	(D)	(D)	AA
7378	Computer maintenance and repair	9	4 018	1 085	284	51
7379	Computer related services, n.e.c.	6	(D)	(D)	(D)	AA
738	Miscellaneous business services	92	21 600	8 415	2 138	661
7381, 2	Detective agencies and protective services	17	5 779	2 854	706	259
7381	Detective, guard, and armored car services	15	(D)	(D)	(D)	CC
7382	Security systems services	2	(D)	(D)	(D)	BB
7383	News syndicates	1	(D)	(D)	(D)	AA
7384	Photofinishing laboratories*	9	3 185	1 027	254	75
7389	Business services, n.e.c.	65	(D)	(D)	(D)	EE
7389 pt.	Sign painting shops	5	501	168	45	12
7389 pt.	Interior designing	6	820	148	30	13
7389 pt.	Telephone answering services	6	1 251	673	175	65
7389 pt.	Other business services	48	(D)	(D)	(D)	CC

Table 7a. Summary Statistics for Firms Subject to Federal Income Tax for Metropolitan Areas: 1992—Con.

[Includes only establishments with payroll. For meaning of abbreviations and symbols, see introductory text. For explanation of terms and comparability of 1987 and 1992 censuses, see appendix A. For definitions of CMSA's, MSA's, and PMSA's, see appendix D]

SIC code	Geographic area and kind of business or operation	Establishments (number)	Receipts (\$1,000)	Annual payroll (\$1,000)	First-quarter payroll (\$1,000)	Paid employees for pay period including March 12 (number)
EUGENE-SPRINGFIELD, OR MSA—Con.						
75	Automotive repair, services, and parking -----	208	70 397	18 509	4 129	1 077
751	Automotive rental and leasing, without drivers -----	12	(D)	(D)	(D)	BB
7513	Truck rental and leasing, without drivers -----	7	2 641	407	83	24
7514, 5	Passenger car rental and leasing -----	3	(D)	(D)	(D)	AA
7514	Passenger car rental -----	3	(D)	(D)	(D)	AA
7515	Passenger car leasing -----	—	—	—	—	—
7519	Utility trailer and recreational vehicle rental -----	2	(D)	(D)	(D)	AA
752	Automobile parking -----	3	(D)	(D)	(D)	BB
753	Automotive repair shops -----	163	55 817	15 006	3 287	785
7532	Top, body, and upholstery repair shops and paint shops -----	33	13 038	4 048	879	190
7532 pt.	Top and body repair shops -----	29	11 402	3 432	750	154
7532 pt.	Paint shops -----	4	1 636	616	129	36
7538	General automotive repair shops -----	80	24 242	6 674	1 467	353
7538 pt.	General automotive repair shops, except diesel -----	70	18 829	5 087	1 116	284
7538 pt.	Diesel repair shops -----	10	5 413	1 587	351	69
7533, 4, 6, 7, 9	Other automotive repair shops -----	50	18 537	4 284	941	242
7533	Automotive exhaust system repair shops -----	11	3 991	1 124	222	59
7534	Tire retreading and repair shops -----	2	(D)	(D)	(D)	BB
7536	Automotive glass replacement shops -----	11	2 462	536	129	43
7537	Automotive transmission repair shops -----	14	4 165	1 122	246	62
7539	Automotive repair shops, n.e.c. -----	12	(D)	(D)	(D)	BB
7539 pt.	Radiator repair -----	4	1 649	293	76	16
7539 pt.	Brake, front end, and wheel alignment -----	3	1 057	327	74	17
7539 pt.	Automotive electrical and fuel system services -----	4	(D)	(D)	(D)	AA
7539 pt.	Other automotive repair shops, n.e.c. -----	1	(D)	(D)	(D)	AA
754	Automotive services, except repair -----	30	7 742	2 373	586	205
7542	Carwashes -----	15	2 543	1 065	246	119
7549	Automotive services, except repair and carwashes -----	15	5 199	1 308	340	86
76	Miscellaneous repair services -----	97	27 137	8 807	2 186	481
762	Electrical repair shops -----	30	8 803	2 584	716	159
7622	Radio and television repair shops -----	14	3 924	1 297	329	72
7623, 9	Other electrical and electronic repair shops -----	16	4 879	1 287	387	87
7623	Refrigeration and air-conditioning service and repair shops -----	1	1 352	313	69	15
7629	Electrical and electronic repair shops, n.e.c. -----	12	3 527	974	318	72
763	Watch, clock, and jewelry repair -----	—	—	—	—	—
764	Reupholstery and furniture repair -----	4	747	141	33	14
769	Miscellaneous repair and related services -----	63	17 587	6 082	1 437	308
7692	Welding repair -----	6	846	236	51	19
7694	Armature rewinding shops -----	2	(D)	(D)	(D)	AA
7699	Repair shops and related services, n.e.c. -----	55	(D)	(D)	(D)	EE
78, 79, 84	Amusement and recreation services, including motion pictures and museums -----	135	50 162	11 499	2 539	1 248
781, 2	Motion picture production, distribution, and services -----	12	3 695	1 034	195	38
783	Motion picture theaters -----	8	8 691	793	186	133
7832	Motion picture theaters, except drive-in -----	8	8 691	793	186	133
7833	Drive-in motion picture theaters -----	—	—	—	—	—
784	Video tape rental -----	36	8 199	1 701	436	224
792	Theatrical producers (except motion picture), bands, orchestras, and entertainers -----	6	420	114	31	30
7922	Theatrical producers (except motion picture) and miscellaneous theatrical services -----	1	(D)	(D)	(D)	AA
7929	Bands, orchestras, actors, and other entertainers and entertainment groups -----	5	(D)	(D)	(D)	BB
793	Bowling centers -----	9	4 084	975	248	108
79 ex. 792, 3; 84	Commercial sports and other amusement and recreation services, including museums -----	64	25 073	6 882	1 443	715
794	Commercial sports -----	1	(D)	(D)	(D)	AA
7941	Professional sports clubs, managers, promoters -----	1	(D)	(D)	(D)	AA
7948	Racing, including track operation -----	—	—	—	—	—
79 ex. 792, 3, 4; 84	Other amusement and recreation services, including museums -----	63	(D)	(D)	(D)	FF
791	Dance studios, schools, and halls -----	2	(D)	(D)	(D)	AA
7991	Physical fitness facilities -----	15	7 088	2 468	549	304
7992	Public golf courses -----	9	5 532	1 915	366	147
7993	Coin-operated amusement devices -----	11	3 948	662	175	61
7996	Amusement parks -----	2	(D)	(D)	(D)	AA
7997	Membership sports and recreation clubs -----	1	(D)	(D)	(D)	AA
7999, 84	Amusement and recreation services, including museums, n.e.c. -----	23	(D)	(D)	(D)	CC
7999 pt.	Concession operators of amusement devices and rides -----	—	—	—	—	—
7999 pt.	Carnivals, circuses, and fairs -----	1	(D)	(D)	(D)	AA
7999 pt., 84	Other recreation and amusements, including museums -----	22	6 892	1 439	270	156

Table 7a. Summary Statistics for Firms Subject to Federal Income Tax for Metropolitan Areas: 1992—Con.

[Includes only establishments with payroll. For meaning of abbreviations and symbols, see introductory text. For explanation of terms and comparability of 1987 and 1992 censuses, see appendix A. For definitions of CMSA's, MSA's, and PMSA's, see appendix D]

SIC code	Geographic area and kind of business or operation	Establishments (number)	Receipts (\$1,000)	Annual payroll (\$1,000)	First-quarter payroll (\$1,000)	Paid employees for pay period including March 12 (number)
EUGENE—SPRINGFIELD, OR MSA—Con.						
80	Health services	584	335 803	155 572	33 969	5 410
801	Offices and clinics of doctors of medicine	241	190 662	94 213	20 406	2 337
8011 pt.	Offices of doctors of medicine	233	175 735	90 979	19 715	2 235
8011 pt.	General medical clinics	8	14 927	3 234	691	102
802	Offices and clinics of dentists	152	55 941	23 144	4 916	886
803	Offices and clinics of doctors of osteopathy	4	702	322	84	14
804	Offices and clinics of other health practitioners	113	18 038	5 079	1 206	309
8041	Offices and clinics of chiropractors	41	6 049	1 576	403	89
8042	Offices and clinics of optometrists	23	4 589	1 109	283	74
8043	Offices and clinics of podiatrists	4	654	149	32	7
8049	Offices and clinics of health practitioners, n.e.c.	45	6 746	2 245	488	139
805	Nursing and personal care facilities	17	33 800	17 692	4 188	1 186
8051	Skilled nursing care facilities	12	25 886	12 772	3 002	876
8052	Intermediate care facilities	3	(D)	(D)	(D)	EE
8059	Nursing and personal care facilities, n.e.c.	2	(D)	(D)	(D)	BB
806	Hospitals	—	—	—	—	—
8062	General medical and surgical hospitals	—	—	—	—	—
8063, 9	Specialty hospitals	—	—	—	—	—
807, 8, 9	Other health services	57	36 660	15 122	3 169	678
807	Medical and dental laboratories	27	26 816	11 560	2 329	388
8071	Medical laboratories	9	(D)	(D)	(D)	EE
8072	Dental laboratories	18	(D)	(D)	(D)	BB
808	Home health care services	10	4 251	2 131	545	196
809	Miscellaneous health and allied services, n.e.c.	20	5 593	1 431	295	94
8092	Kidney dialysis centers	1	(D)	(D)	(D)	AA
8093	Specialty outpatient facilities, n.e.c.	12	2 252	663	139	41
8099	Health and allied services, n.e.c.	7	(D)	(D)	(D)	BB
81	Legal services	205	67 506	25 406	5 528	942
823, 4, 9	Selected educational services	23	7 815	2 719	603	161
823	Libraries	—	—	—	—	—
824	Vocational schools	7	4 251	1 430	324	94
829	Schools and educational services, n.e.c.	16	3 564	1 289	279	67
83	Social services	119	19 529	6 240	1 365	640
835	Child day care services	43	4 120	1 651	375	227
832, 3, 6, 9	Other social services	76	15 409	4 589	990	413
87 ex. 8733	Engineering, accounting, research, management, and related services (except noncommercial research organizations)	350	96 117	38 383	8 455	1 707
871	Engineering, architectural, and surveying services	87	32 315	14 474	2 806	499
8711	Engineering services	52	21 983	10 515	1 972	325
8712	Architectural services	22	8 261	2 924	613	121
8713	Surveying services	13	2 071	1 035	221	53
872	Accounting, auditing, and bookkeeping services	143	36 723	13 380	3 317	620
873 ex. 8733	Research, development, and testing services (except noncommercial research organizations)	21	8 686	3 072	697	153
8731	Commercial physical and biological research	7	1 813	895	213	37
8732	Commercial economic, sociological, and educational research	7	2 933	596	103	22
8734	Testing laboratories	7	3 940	1 581	381	94
874	Management and public relations services	99	18 393	7 457	1 635	435
8741	Management services	22	6 223	2 875	699	224
8742	Management consulting services	53	7 676	3 083	656	128
8743	Public relations services	6	(D)	(D)	(D)	BB
8744	Facilities support management services	—	—	—	—	—
8748	Business consulting services, n.e.c.	18	(D)	(D)	(D)	BB
89	Services, n.e.c.	20	4 189	1 459	333	60
MEDFORD—ASHLAND, OR MSA						
	Total	1 134	414 033	154 645	33 709	8 696
70 ex. 704	Hotels, rooming houses, camps, and other lodging places (except membership lodging)	70	36 609	9 157	1 832	922
7011	Hotels and motels	54	34 062	8 605	1 759	839
7011 pt.	Hotels	18	6 813	2 124	406	213
7011 pt.	Motels, motor hotels, and tourist courts	36	27 249	6 481	1 353	626
702, 3	Other lodging places	16	2 547	552	73	83

Table 7a. Summary Statistics for Firms Subject to Federal Income Tax for Metropolitan Areas: 1992—Con.

[Includes only establishments with payroll. For meaning of abbreviations and symbols, see introductory text. For explanation of terms and comparability of 1987 and 1992 censuses, see appendix A. For definitions of CMSA's, MSA's, and PMSA's, see appendix D]

SIC code	Geographic area and kind of business or operation	Establishments (number)	Receipts (\$1,000)	Annual payroll (\$1,000)	First-quarter payroll (\$1,000)	Paid employees for pay period including March 12 (number)
MEDFORD—ASHLAND, OR MSA—Con.						
72	Personal services -----	82	18 995	5 997	1 461	547
721	Laundry, cleaning, and garment services -----	23	9 116	2 870	666	191
7211	Power laundries, family and commercial* -----	1	(D)	(D)	(D)	BB
7213	Linen supply* -----	1	(D)	(D)	(D)	BB
7215	Coin-operated laundries and drycleaning -----	8	800	176	52	27
7216	Drycleaning plants, except rug cleaning* -----	5	961	349	86	33
7217	Carpet and upholstery cleaning -----	5	310	70	10	13
7218	Industrial laundriers* -----	1	(D)	(D)	(D)	AA
7212, 9	Other laundry, cleaning, and garment services* -----	2	(D)	(D)	(D)	AA
722	Photographic studios, portrait -----	8	1 754	466	110	50
723, 4	Beauty and barber shops -----	24	3 058	1 243	296	148
723	Beauty shops -----	23	(D)	(D)	(D)	CC
724	Barber shops -----	1	(D)	(D)	(D)	AA
725	Shoe repair shops and shoeshine parlors -----	2	(D)	(D)	(D)	AA
726	Funeral service and crematories -----	6	2 816	760	184	41
729	Miscellaneous personal services -----	19	(D)	(D)	(D)	CC
73	Business services -----	165	63 685	25 737	5 152	1 753
731	Advertising -----	7	3 137	909	228	49
732	Consumer credit reporting agencies, mercantile reporting agencies, and adjustment and collection agencies -----	4	2 122	1 142	247	47
733	Mailing, reproduction, commercial art and photography, and stenographic services -----	16	4 412	863	194	55
734	Services to dwellings and other buildings -----	42	5 197	1 668	381	229
735	Miscellaneous equipment rental and leasing -----	16	13 917	3 160	664	127
736	Personnel supply services -----	15	16 838	11 820	2 090	737
737	Computer programming, data processing, and other computer related services -----	28	7 062	2 450	500	93
7371, 2, 3	Computer programming, prepackaged software, and integrated systems -----	18	4 544	1 661	331	60
7374, 5, 6	Data processing services -----	3	(D)	(D)	(D)	BB
7377, 8, 9	Computer rental and leasing, maintenance, and related services, n.e.c. -----	7	(D)	(D)	(D)	AA
738	Miscellaneous business services -----	37	11 000	3 725	848	416
75	Automotive repair, services, and parking -----	96	26 074	6 571	1 438	404
751	Automotive rental and leasing, without drivers -----	4	(D)	(D)	(D)	BB
752	Automobile parking -----	1	(D)	(D)	(D)	AA
753	Automotive repair shops -----	76	20 030	5 155	1 126	275
7532	Top, body, and upholstery repair shops and paint shops -----	18	5 612	1 568	362	84
7538	General automotive repair shops -----	36	8 333	2 100	471	115
7533, 4, 6, 7, 9	Other automotive repair shops -----	22	6 085	1 487	293	76
754	Automotive services, except repair -----	15	3 915	1 131	247	103
76	Miscellaneous repair services -----	61	13 883	4 021	1 053	242
762	Electrical repair shops -----	18	4 140	1 329	403	92
7622	Radio and television repair shops -----	6	1 252	478	113	25
7623, 9	Other electrical and electronic repair shops -----	12	2 888	851	290	67
763	Watch, clock, and jewelry repair -----	2	(D)	(D)	(D)	AA
764	Reupholstery and furniture repair -----	4	(D)	(D)	(D)	AA
769	Miscellaneous repair and related services -----	37	8 525	2 237	504	125
78, 79, 84	Amusement and recreation services, including motion pictures and museums -----	89	31 041	7 594	1 959	779
781, 2	Motion picture production, distribution, and services -----	8	3 070	1 152	297	48
783	Motion picture theaters -----	7	5 647	682	184	94
784	Video tape rental -----	22	4 376	769	176	89
792	Theatrical producers (except motion picture), bands, orchestras, and entertainers -----	6	(D)	(D)	(D)	BB
793	Bowling centers -----	2	(D)	(D)	(D)	BB
79 ex. 792, 3, 84	Commercial sports and other amusement and recreation services, including museums -----	44	15 543	4 214	1 133	430
80	Health services -----	289	163 385	75 074	16 269	2 848
801	Offices and clinics of doctors of medicine -----	104	89 225	45 382	9 824	1 084
802	Offices and clinics of dentists -----	90	27 452	9 986	1 996	453
803	Offices and clinics of doctors of osteopathy -----	6	2 677	1 323	228	46
804	Offices and clinics of other health practitioners -----	63	13 575	4 373	941	212
805	Nursing and personal care facilities -----	8	20 528	9 802	2 300	783
806	Hospitals -----	—	—	—	—	—
807, 8, 9	Other health services -----	18	9 928	4 208	980	270
81	Legal services -----	75	20 361	7 173	1 427	272
823, 4, 9	Selected educational services -----	12	3 564	1 117	260	76
83	Social services -----	67	10 619	3 358	803	381
835	Child day care services -----	15	647	270	62	45
832, 3, 6, 9	Other social services -----	52	9 972	3 088	741	336

Table 7a. Summary Statistics for Firms Subject to Federal Income Tax for Metropolitan Areas: 1992—Con.

[Includes only establishments with payroll. For meaning of abbreviations and symbols, see introductory text. For explanation of terms and comparability of 1987 and 1992 censuses, see appendix A. For definitions of CMSA's, MSA's, and PMSA's, see appendix D]

SIC code	Geographic area and kind of business or operation	Establishments (number)	Receipts (\$1,000)	Annual payroll (\$1,000)	First-quarter payroll (\$1,000)	Paid employees for pay period including March 12 (number)
MEDFORD—ASHLAND, OR MSA—Con.						
87 ex. 8733	Engineering, accounting, research, management, and related services (except noncommercial research organizations) -----	123	25 342	8 749	2 033	462
871	Engineering, architectural, and surveying services -----	29	7 617	2 865	643	125
872	Accounting, auditing, and bookkeeping services -----	69	13 168	3 966	1 022	250
873 ex. 8733	Research, development, and testing services (except noncommercial research organizations) -----	3	638	185	33	6
874	Management and public relations services -----	22	3 919	1 733	335	81
89	Services, n.e.c. -----	5	475	97	22	10
PORTLAND—SALEM, OR—WA CMSA						
	Total -----	15 309	7 991 564	3 003 292	673 790	139 960
70 ex. 704	Hotels, rooming houses, camps, and other lodging places (except membership lodging) -----	240	317 641	84 152	19 644	7 892
7011	Hotels and motels -----	208	309 603	82 246	19 296	7 751
7011 pt.	Hotels -----	75	230 387	62 958	14 713	5 640
7011 pt.	Hotels, 25 guestrooms or more -----	58	(D)	(D)	(D)	II
7011 pt.	Hotels, less than 25 guestrooms -----	17	(D)	(D)	(D)	BB
7011 pt.	Motels, motor hotels, and tourist courts -----	133	79 216	19 288	4 583	2 111
7011 pt.	Motels, tourist courts -----	101	(D)	(D)	(D)	GG
7011 pt.	Motor hotels -----	32	(D)	(D)	(D)	FF
702, 3	Other lodging places -----	32	8 038	1 906	348	141
702	Rooming and boarding houses -----	5	443	141	31	18
703	Camps and recreational vehicle parks -----	27	7 595	1 765	317	123
7032	Sporting and recreational camps -----	8	1 060	281	17	6
7033	Recreational vehicle parks and campsites -----	19	6 535	1 484	300	117
72	Personal services -----	1 350	316 594	105 127	24 518	8 535
721	Laundry, cleaning, and garment services -----	369	131 282	43 789	10 012	2 820
7211	Power laundries, family and commercial* -----	4	(D)	(D)	(D)	BB
7213	Linen supply* -----	6	24 109	8 001	1 655	346
7215	Coin-operated laundries and drycleaning -----	57	13 916	2 688	602	230
7215 pt.	Coin-operated laundries and drycleaning stores -----	55	(D)	(D)	(D)	CC
7215 pt.	Coin-operated laundry routes -----	2	(D)	(D)	(D)	BB
7216	Drycleaning plants, except rug cleaning* -----	166	32 628	10 820	2 587	969
7217	Carpet and upholstery cleaning -----	79	14 712	5 376	1 129	413
7218	Industrial launderers* -----	12	(D)	(D)	(D)	FF
7212, 9	Other laundry, cleaning, and garment services* -----	45	(D)	(D)	(D)	CC
7212	Garment pressing, and agents for laundries and drycleaners -----	19	2 124	426	117	51
7219	Laundry and garment services, n.e.c.* -----	26	(D)	(D)	(D)	CC
722	Photographic studios, portrait -----	120	30 116	7 782	1 607	709
723, 4	Beauty and barber shops -----	541	74 422	30 505	7 253	2 828
723	Beauty shops -----	518	72 469	29 892	7 090	2 777
724	Barber shops -----	23	1 953	613	163	51
725	Shoe repair shops and shoeshine parlors -----	27	2 210	594	131	42
726	Funeral service and crematories -----	76	34 900	10 042	2 227	465
729	Miscellaneous personal services -----	217	43 664	12 415	3 288	1 671
7291	Tax return preparation services -----	89	(D)	(D)	(D)	FF
7299	Miscellaneous personal services, n.e.c. -----	128	(D)	(D)	(D)	FF
7299 pt.	Massage parlors, tanning salons, and saunas -----	36	(D)	(D)	(D)	CC
7299 pt.	Other personal services -----	92	(D)	(D)	(D)	FF
7299 pt.	Diet and weight reducing services -----	28	(D)	(D)	(D)	EE
7299 pt.	Formal wear rental -----	26	(D)	(D)	(D)	CC
7299 pt.	Other personal services, n.e.c. -----	38	(D)	(D)	(D)	CC
73	Business services -----	2 802	1 921 412	760 198	172 913	41 685
731	Advertising -----	155	95 753	42 953	11 329	1 255
7311	Advertising agencies -----	122	75 198	37 217	9 384	941
7312	Outdoor advertising services -----	6	(D)	(D)	(D)	BB
7313	Radio, television, publishers' advertising representatives -----	11	3 876	1 476	309	65
7313 pt.	Radio, television advertising representatives -----	7	2 363	931	220	30
7313 pt.	Publishers' advertising representatives -----	4	1 513	545	89	35
7319	Advertising, n.e.c. -----	16	(D)	(D)	(D)	CC
732	Consumer credit reporting agencies, mercantile reporting agencies, and adjustment and collection agencies -----	64	49 019	15 112	3 720	702
7322	Adjustment and collection services -----	54	(D)	(D)	(D)	FF
7323	Credit reporting services -----	10	(D)	(D)	(D)	CC
733	Mailing, reproduction, commercial art and photography, and stenographic services -----	322	127 596	40 641	9 330	1 952
7331	Direct mail advertising services -----	34	(D)	(D)	(D)	FF
7331 pt.	Mailing list compilers, brokers, and managers -----	9	(D)	(D)	(D)	AA
7331 pt.	Direct mail advertising services, except mailing list services -----	25	(D)	(D)	(D)	FF
7334	Photocopying and duplicating services -----	51	(D)	(D)	(D)	EE
7334 pt.	Blueprinting and photocopying services -----	49	(D)	(D)	(D)	EE
7334 pt.	Duplicating services, except printing and photocopying -----	2	(D)	(D)	(D)	AA
7335, 6	Commercial photography, art, and graphics -----	149	(D)	(D)	(D)	FF
7335	Commercial photography -----	42	(D)	(D)	(D)	CC
7336	Commercial art and graphic design -----	107	52 884	15 071	3 247	484
7336 pt.	Commercial art -----	17	(D)	(D)	(D)	BB
7336 pt.	Graphic arts and related design -----	90	(D)	(D)	(D)	EE
7338	Secretarial and court reporting services -----	88	(D)	(D)	(D)	EE
734	Services to dwellings and other buildings -----	508	118 220	53 837	12 314	4 749
7342	Disinfecting and pest control services -----	51	14 200	5 494	1 191	399
7349	Building cleaning and maintenance services, n.e.c. -----	457	104 020	48 343	11 123	4 350

Table 7a. Summary Statistics for Firms Subject to Federal Income Tax for Metropolitan Areas: 1992 — Con.

[Includes only establishments with payroll. For meaning of abbreviations and symbols, see introductory text. For explanation of terms and comparability of 1987 and 1992 censuses, see appendix A. For definitions of CMSA's, MSA's, and PMSA's, see appendix D]

SIC code	Geographic area and kind of business or operation	Establishments (number)	Receipts (\$1,000)	Annual payroll (\$1,000)	First-quarter payroll (\$1,000)	Paid employees for pay period including March 12 (number)
PORTLAND-SALEM, OR-WA CMSA—Con.						
73	Business services—Con.					
735	Miscellaneous equipment rental and leasing -----	187	158 023	36 334	7 668	1 658
7352	Medical equipment rental and leasing -----	9	(D)	(D)	(D)	CC
7353	Heavy construction equipment rental and leasing -----	29	(D)	(D)	(D)	EE
7353 pt.	Rental and leasing of heavy construction equipment without operators -----	18	(D)	(D)	(D)	CC
7353 pt.	Rental and leasing of heavy construction equipment with operators -----	11	(D)	(D)	(D)	CC
7359	Equipment rental and leasing, n.e.c. -----	149	(D)	(D)	(D)	GG
7359 pt.	Equipment rental -----	128	(D)	(D)	(D)	GG
7359 pt.	Rent-to-own -----	18	(D)	(D)	(D)	CC
7359 pt.	Equipment rental, except rent-to-own -----	110	(D)	(D)	(D)	FF
7359 pt.	Equipment leasing, except finance leasing -----	21	(D)	(D)	(D)	CC
736	Personnel supply services -----	265	272 075	188 178	40 613	15 476
7361	Employment agencies -----	85	(D)	(D)	(D)	FF
7363	Help supply services -----	180	(D)	(D)	(D)	JJ
7363 pt.	Temporary help supply -----	149	(D)	(D)	(D)	JJ
7363 pt.	Help supply, except temporary -----	31	(D)	(D)	(D)	GG
7363 pt.	Employee leasing -----	20	(D)	(D)	(D)	GG
7363 pt.	Other help supply services -----	11	(D)	(D)	(D)	CC
737	Computer programming, data processing, and other computer related services -----	645	734 276	257 633	59 366	6 987
7371, 2, 3	Computer programming, prepackaged software, and integrated systems -----	424	572 390	203 195	46 337	5 017
7371	Computer programming services -----	255	(D)	(D)	(D)	GG
7372	Prepackaged software -----	117	(D)	(D)	(D)	GG
7373	Computer integrated systems -----	52	(D)	(D)	(D)	GG
7374, 5, 6	Data processing services -----	87	95 471	33 203	8 047	1 322
7374, 5	Computer processing, information retrieval -----	82	(D)	(D)	(D)	GG
7374	Computer processing and data preparation and processing services -----	71	(D)	(D)	(D)	GG
7375	Information retrieval services -----	11	(D)	(D)	(D)	BB
7376	Computer facilities management services -----	5	(D)	(D)	(D)	BB
7377, 8, 9	Computer rental and leasing, maintenance, and related services, n.e.c. -----	134	66 415	21 235	4 982	648
7377	Computer rental and leasing -----	8	(D)	(D)	(D)	BB
7378	Computer maintenance and repair -----	50	(D)	(D)	(D)	EE
7379	Computer related services, n.e.c. -----	76	(D)	(D)	(D)	EE
7379 pt.	Computer consultants -----	58	(D)	(D)	(D)	CC
7379 pt.	Miscellaneous computer services, n.e.c. -----	18	(D)	(D)	(D)	BB
738	Miscellaneous business services -----	656	366 450	125 510	28 573	8 906
7381, 2	Detective agencies and protective services -----	151	(D)	(D)	(D)	HH
7381	Detective, guard, and armored car services -----	119	66 903	40 845	9 133	3 834
7381 pt.	Detective agencies and guard services -----	113	(D)	(D)	(D)	HH
7381 pt.	Armored car services -----	6	(D)	(D)	(D)	CC
7382	Security systems services -----	32	(D)	(D)	(D)	FF
7383	News syndicates -----	4	(D)	(D)	(D)	BB
7384	Photofinishing laboratories* -----	60	48 684	12 609	3 010	681
7384 pt.	Photofinishing laboratories, except "one-hour" (mini) labs* -----	29	(D)	(D)	(D)	FF
7384 pt.	One-hour (mini) photofinishing* -----	31	(D)	(D)	(D)	CC
7389	Business services, n.e.c. -----	441	200 351	57 340	13 106	3 768
7389 pt.	Sign painting shops -----	22	(D)	(D)	(D)	BB
7389 pt.	Interior designing -----	50	(D)	(D)	(D)	CC
7389 pt.	Telephone answering services -----	22	(D)	(D)	(D)	EE
7389 pt.	Other business services -----	347	(D)	(D)	(D)	HH
7389 pt.	Water softening and conditioning services -----	5	3 636	764	168	28
7389 pt.	Packaging and labeling services -----	15	(D)	(D)	(D)	BB
7389 pt.	Trading stamp services -----	-	-	-	-	-
7389 pt.	Miscellaneous business services -----	327	(D)	(D)	(D)	HH
7389 pt.	Convention and trade show services -----	26	(D)	(D)	(D)	EE
7389 pt.	Private mail centers -----	23	(D)	(D)	(D)	BB
7389 pt.	Miscellaneous business services, n.e.c. -----	278	132 374	40 840	9 019	2 804
75	Automotive repair, services, and parking -----	1 445	579 361	137 637	32 855	7 637
751	Automotive rental and leasing, without drivers -----	82	(D)	(D)	(D)	FF
7513	Truck rental and leasing, without drivers -----	35	37 518	4 865	1 102	204
7513 pt.	Truck rental, without drivers -----	24	(D)	(D)	(D)	CC
7513 pt.	Truck leasing, except finance leasing -----	11	(D)	(D)	(D)	BB
7514, 5	Passenger car rental and leasing -----	44	(D)	(D)	(D)	FF
7514	Passenger car rental -----	39	(D)	(D)	(D)	FF
7515	Passenger car leasing -----	5	(D)	(D)	(D)	AA
7519	Utility trailer and recreational vehicle rental -----	3	(D)	(D)	(D)	AA
752	Automobile parking -----	118	(D)	(D)	(D)	EE
7521 pt.	Parking lots -----	53	(D)	(D)	(D)	CC
7521 pt.	Parking structures -----	65	(D)	(D)	(D)	CC
753	Automotive repair shops -----	1 012	356 008	96 700	23 227	4 708
7532	Top, body, and upholstery repair shops and paint shops -----	260	101 752	29 278	7 213	1 449
7532 pt.	Top and body repair shops -----	237	(D)	(D)	(D)	GG
7532 pt.	Paint shops -----	23	(D)	(D)	(D)	CC
7538	General automotive repair shops -----	517	169 862	45 432	10 934	2 218
7538 pt.	General automotive repair shops, except diesel -----	453	137 819	37 126	8 998	1 877
7538 pt.	Diesel repair shops -----	64	32 043	8 306	1 936	341
7533, 4, 6, 7, 9	Other automotive repair shops -----	235	84 394	21 990	5 080	1 041
7533	Automotive exhaust system repair shops -----	45	(D)	(D)	(D)	CC
7534	Tire retreading and repair shops -----	9	(D)	(D)	(D)	CC
7536	Automotive glass replacement shops -----	53	(D)	(D)	(D)	CC
7537	Automotive transmission repair shops -----	56	14 865	4 047	985	212

Table 7a. Summary Statistics for Firms Subject to Federal Income Tax for Metropolitan Areas: 1992 — Con.

[Includes only establishments with payroll. For meaning of abbreviations and symbols, see introductory text. For explanation of terms and comparability of 1987 and 1992 censuses, see appendix A. For definitions of CMSA's, MSA's, and PMSA's, see appendix D]

SIC code	Geographic area and kind of business or operation	Establishments (number)	Receipts (\$1,000)	Annual payroll (\$1,000)	First-quarter payroll (\$1,000)	Paid employees for pay period including March 12 (number)
PORTLAND-SALEM, OR-WA CMSA—Con.						
75	Automotive repair, services, and parking —Con.					
753	Automotive repair shops —Con.					
7533, 4, 6, 7, 9	Other automotive repair shops —Con.					
7539	Automotive repair shops, n.e.c. -----	72	(D)	(D)	(D)	EE
7539 pt.	Radiator repair -----	19	(D)	(D)	(D)	BB
7539 pt.	Brake, front end, and wheel alignment -----	22	(D)	(D)	(D)	BB
7539 pt.	Automotive electrical and fuel system services -----	25	6 390	1 936	422	89
7539 pt.	Carburetor repair shops -----	14	(D)	(D)	(D)	BB
7539 pt.	Automotive electrical repair shops -----	11	(D)	(D)	(D)	BB
7539 pt.	Other automotive repair shops, n.e.c. -----	6	1 396	367	72	22
754	Automotive services, except repair -----	233	(D)	(D)	(D)	GG
7542	Carwashes -----	120	(D)	(D)	(D)	FF
7549	Automotive services, except repair and carwashes -----	113	43 494	12 387	2 890	818
7549 pt.	Lubrication shops -----	49	(D)	(D)	(D)	EE
7549 pt.	Other automotive services -----	64	(D)	(D)	(D)	EE
7549 pt.	Towing services -----	55	(D)	(D)	(D)	EE
7549 pt.	Other automotive services, n.e.c. -----	9	(D)	(D)	(D)	BB
76	Miscellaneous repair services -----	626	277 121	85 583	20 178	3 728
762	Electrical repair shops -----	155	72 613	27 198	6 144	1 223
7622	Radio and television repair shops -----	46	23 964	8 922	2 265	393
7623, 9	Other electrical and electronic repair shops -----	109	48 649	18 276	3 879	830
7623	Refrigeration and air-conditioning service and repair shops -----	15	(D)	(D)	(D)	CC
7629	Electrical and electronic repair shops, n.e.c. -----	94	(D)	(D)	(D)	FF
763	Watch, clock, and jewelry repair -----	18	3 454	1 301	311	68
764	Reupholstery and furniture repair -----	51	6 321	1 831	424	121
769	Miscellaneous repair and related services -----	402	194 733	55 253	13 299	2 316
7692	Welding repair -----	29	(D)	(D)	(D)	CC
7694	Armature rewinding shops -----	21	(D)	(D)	(D)	EE
7699	Repair shops and related services, n.e.c. -----	352	(D)	(D)	(D)	GG
7699 pt.	Farm machinery and equipment repair -----	7	(D)	(D)	(D)	BB
7699 pt.	Lawnmower and other small gasoline engine repair -----	25	(D)	(D)	(D)	CC
7699 pt.	Sewer and septic tank cleaning services -----	27	12 798	4 308	976	187
7699 pt.	Other repair and related services, n.e.c. -----	293	(D)	(D)	(D)	GG
78, 79, 84	Amusement and recreation services, including motion pictures and museums -----	870	481 326	121 603	28 323	8 955
781, 2	Motion picture production, distribution, and services -----	79	(D)	(D)	(D)	FF
7812 pt.	Motion picture production, except for television -----	36	10 293	3 823	877	140
7812 pt.	Motion picture and tape production for television -----	14	(D)	(D)	(D)	CC
7819	Services allied to motion picture production -----	17	12 665	2 796	583	125
7822 pt.	Motion picture film and tape distributors -----	12	49 996	2 108	506	100
7822 pt.	Motion picture film exchanges -----	4	(D)	(D)	(D)	BB
7822 pt.	Video tape wholesalers -----	8	(D)	(D)	(D)	BB
7822 pt.	Film and tape distribution for television -----	—	—	—	—	—
7829	Services allied to motion picture distribution -----	—	—	—	—	—
783	Motion picture theaters -----	69	(D)	(D)	(D)	FF
7832	Motion picture theaters, except drive-in -----	63	(D)	(D)	(D)	FF
7833	Drive-in motion picture theaters -----	6	(D)	(D)	(D)	AA
784	Video tape rental -----	209	55 557	13 611	3 217	1 406
792	Theatrical producers (except motion picture), bands, orchestras, and entertainers -----	59	(D)	(D)	(D)	EE
7922	Theatrical producers (except motion picture) and miscellaneous theatrical services -----	25	(D)	(D)	(D)	CC
7922 pt.	Producers of live theatrical productions -----	3	415	123	31	23
7922 pt.	Producers of radio and television shows, except tape producers -----	2	(D)	(D)	(D)	AA
7922 pt.	Artists' and entertainers' managers or agents, concert bureaus, booking agents -----	11	(D)	(D)	(D)	BB
7922 pt.	Other theatrical services -----	9	4 336	1 334	290	114
7929	Bands, orchestras, actors, and other entertainers and entertainment groups -----	34	(D)	(D)	(D)	CC
7929 pt.	Dance groups and artists -----	3	(D)	(D)	(D)	AA
7929 pt.	Symphony orchestras, opera companies, and chamber music organizations -----	1	(D)	(D)	(D)	AA
7929 pt.	Other music and entertainment presentations -----	30	(D)	(D)	(D)	BB
7929 pt.	Other music groups and artists -----	20	(D)	(D)	(D)	BB
7929 pt.	Other entertainers and entertainment groups -----	10	3 198	1 005	437	42
793	Bowling centers -----	48	24 730	6 819	1 722	782
79 ex. 792, 3, 84	Commercial sports and other amusement and recreation services, including museums -----	406	245 307	78 611	18 108	4 973
794	Commercial sports -----	25	(D)	(D)	(D)	FF
7941	Professional sports clubs, managers, promoters -----	15	37 916	24 643	6 768	297
7941 pt.	Baseball clubs -----	—	—	—	—	—
7941 pt.	Football clubs -----	—	—	—	—	—
7941 pt.	Other professional sports clubs -----	2	(D)	(D)	(D)	CC
7941 pt.	Managers and promoters -----	13	(D)	(D)	(D)	CC
7948	Racing, including track operation -----	10	(D)	(D)	(D)	FF
7948 pt.	Auto racetrack operation -----	4	(D)	(D)	(D)	BB
7948 pt.	Horse racetrack operation -----	2	(D)	(D)	(D)	FF
7948 pt.	Dog racetrack operation -----	1	(D)	(D)	(D)	BB
7948 pt.	Racing stables and racing, n.e.c. -----	3	(D)	(D)	(D)	AA

Table 7a. Summary Statistics for Firms Subject to Federal Income Tax for Metropolitan Areas: 1992—Con.

[Includes only establishments with payroll. For meaning of abbreviations and symbols, see introductory text. For explanation of terms and comparability of 1987 and 1992 censuses, see appendix A. For definitions of CMSA's, MSA's, and PMSA's, see appendix D]

SIC code	Geographic area and kind of business or operation	Establishments (number)	Receipts (\$1,000)	Annual payroll (\$1,000)	First-quarter payroll (\$1,000)	Paid employees for pay period including March 12 (number)
PORTLAND-SALEM, OR-WA CMSA—Con.						
78, 79, 84	Amusement and recreation services, including motion pictures and museums—Con.					
79 ex. 792, 3; 84	Commercial sports and other amusement and recreation services, including museums—Con.					
79 ex. 792, 3, 4; 84	Other amusement and recreation services, including museums	381	(D)	(D)	(D)	HH
791	Dance studios, schools, and halls	31	(D)	(D)	(D)	CC
7991	Physical fitness facilities	78	(D)	(D)	(D)	GG
7991 pt.	Physical fitness centers, except gymnasiums and athletic clubs	50	(D)	(D)	(D)	FF
7991 pt.	Gymnasiums and athletic clubs	28	(D)	(D)	(D)	FF
7992	Public golf courses	36	17 576	4 346	815	355
7993	Coin-operated amusement devices	45	18 607	3 265	809	245
7996	Amusement parks	2	(D)	(D)	(D)	CC
7997	Membership sports and recreation clubs	46	(D)	(D)	(D)	FF
7999, 84	Amusement and recreation services, including museums, n.e.c.	143	(D)	(D)	(D)	GG
7999 pt.	Concession operators of amusement devices and rides	12	(D)	(D)	(D)	BB
7999 pt.	Carnivals, circuses, and fairs	4	(D)	(D)	(D)	BB
7999 pt.	Carnivals and circuses	2	(D)	(D)	(D)	AA
7999 pt., 84	Fairs	2	(D)	(D)	(D)	GG
7999 pt., 84	Other recreation and amusements, including museums	127	(D)	(D)	(D)	GG
	Museums, art galleries, and botanical and zoological gardens	1	(D)	(D)	(D)	AA
841	Museums and art galleries	1	(D)	(D)	(D)	AA
842	Arboreta and botanical or zoological gardens	—	—	—	—	—
7999 pt.	Roller skating rinks	6	(D)	(D)	(D)	CC
7999 pt.	Ice skating rinks	2	(D)	(D)	(D)	BB
7999 pt.	Other amusement and recreation services, n.e.c.	118	(D)	(D)	(D)	FF
80	Health services	3 545	1 995 158	887 282	193 010	31 080
801	Offices and clinics of doctors of medicine	1 363	971 513	475 937	98 603	10 041
8011 pt.	Offices of doctors of medicine	1 329	(D)	(D)	(D)	II
8011 pt.	General medical clinics	34	(D)	(D)	(D)	EE
802	Offices and clinics of dentists	1 042	370 027	139 090	29 940	5 852
8021 pt.	Offices of dentists	1 012	(D)	(D)	(D)	II
8021 pt.	Dental clinics	30	(D)	(D)	(D)	CC
803	Offices and clinics of doctors of osteopathy	76	24 603	9 394	1 927	337
8031 pt.	Offices of osteopathic physicians	73	23 487	8 858	1 796	326
8031 pt.	Osteopathic clinics	3	1 116	536	131	11
804	Offices and clinics of other health practitioners	658	129 401	39 100	8 993	2 013
8041	Offices and clinics of chiropractors	274	41 292	9 829	2 304	632
8042	Offices and clinics of optometrists	119	27 645	6 300	1 571	419
8043	Offices and clinics of podiatrists	40	(D)	(D)	(D)	CC
8049	Offices and clinics of health practitioners, n.e.c.	225	(D)	(D)	(D)	FF
805	Nursing and personal care facilities	135	235 343	119 439	29 098	8 032
8051	Skilled nursing care facilities	79	(D)	(D)	(D)	II
8052	Intermediate care facilities	41	(D)	(D)	(D)	GG
8059	Nursing and personal care facilities, n.e.c.	15	(D)	(D)	(D)	EE
806	Hospitals	8	(D)	(D)	(D)	GG
8062	General medical and surgical hospitals	4	(D)	(D)	(D)	GG
8063, 9	Specialty hospitals	4	(D)	(D)	(D)	EE
8063	Psychiatric hospitals	4	(D)	(D)	(D)	EE
8069	Specialty hospitals, except psychiatric	—	—	—	—	—
807, 8, 9	Other health services	263	(D)	(D)	(D)	HH
807	Medical and dental laboratories	119	69 046	30 550	7 145	1 070
8071	Medical laboratories	40	(D)	(D)	(D)	FF
8072	Dental laboratories	79	(D)	(D)	(D)	EE
808	Home health care services	50	(D)	(D)	(D)	GG
809	Miscellaneous health and allied services, n.e.c.	94	(D)	(D)	(D)	FF
8092	Kidney dialysis centers	3	(D)	(D)	(D)	BB
8093	Specialty outpatient facilities, n.e.c.	61	(D)	(D)	(D)	FF
8099	Health and allied services, n.e.c.	30	(D)	(D)	(D)	CC
81	Legal services	1 181	658 451	234 970	49 796	6 969
823, 4, 9	Selected educational services	161	47 309	16 271	3 807	1 057
823	Libraries	—	—	—	—	—
824	Vocational schools	66	26 227	8 924	1 971	531
8243	Data processing schools	14	(D)	(D)	(D)	BB
8244	Business and secretarial schools	13	(D)	(D)	(D)	CC
8249	Vocational schools, n.e.c.	39	(D)	(D)	(D)	EE
829	Schools and educational services, n.e.c.	95	21 082	7 347	1 836	526
83	Social services	742	192 808	68 520	15 845	6 268
835	Child day care services	278	43 729	19 642	4 599	2 349
832, 3, 6, 9	Other social services	464	149 079	48 878	11 246	3 919
832	Individual and family social services	105	(D)	(D)	(D)	EE
833	Job training and vocational rehabilitation services	55	(D)	(D)	(D)	EE
836	Residential care	289	105 559	28 804	6 880	2 871
839	Social services, n.e.c.	15	6 314	2 193	475	107

SERVICE INDUSTRIES—GEOGRAPHIC AREA SERIES

OREGON OR—69

Table 7a. Summary Statistics for Firms Subject to Federal Income Tax for Metropolitan Areas: 1992—Con.

[Includes only establishments with payroll. For meaning of abbreviations and symbols, see introductory text. For explanation of terms and comparability of 1987 and 1992 censuses, see appendix A. For definitions of CMSA's, MSA's, and PMSA's, see appendix D]

SIC code	Geographic area and kind of business or operation	Establishments (number)	Receipts (\$1,000)	Annual payroll (\$1,000)	First-quarter payroll (\$1,000)	Paid employees for pay period including March 12 (number)
PORTLAND–SALEM, OR—WA CMSA—Con.						
87 ex. 8733	Engineering, accounting, research, management, and related services (except noncommercial research organizations) -----	2 217	1 154 252	480 035	108 162	15 478
871	Engineering, architectural, and surveying services -----	643	502 152	213 762	47 388	5 541
8711	Engineering services -----	397	374 578	165 040	36 689	4 054
8712	Architectural services -----	183	108 192	38 557	8 717	1 167
8713	Surveying services -----	63	19 382	10 165	1 982	320
872	Accounting, auditing, and bookkeeping services -----	793	240 816	95 542	22 234	4 058
873 ex. 8733	Research, development, and testing services (except noncommercial research organizations) -----	130	76 089	31 956	7 089	1 482
8731	Commercial physical and biological research -----	31	(D)	(D)	(D)	CC
8731 pt.	Commercial physical research -----	18	(D)	(D)	(D)	CC
8731 pt.	Commercial medical and biological research -----	13	(D)	(D)	(D)	BB
8732	Commercial economic, sociological, and educational research -----	51	(D)	(D)	(D)	FF
8734	Testing laboratories -----	48	(D)	(D)	(D)	FF
874	Management and public relations services -----	651	335 195	138 775	31 451	4 397
8741	Management services -----	136	(D)	(D)	(D)	GG
8742	Management consulting services -----	312	106 569	45 484	9 540	1 190
8743	Public relations services -----	66	(D)	(D)	(D)	EE
8744	Facilities support management services -----	2	(D)	(D)	(D)	AA
8748	Business consulting services, n.e.c. -----	135	(D)	(D)	(D)	EE
89	Services, n.e.c. -----	130	50 131	21 914	4 739	676
8999 pt.	Scientific and related consulting services, except environmental -----	27	11 824	5 506	1 376	133
8999 pt.	Other services -----	103	38 307	16 408	3 363	543
8999 pt.	Environmental consulting -----	41	(D)	(D)	(D)	EE
8999 pt.	Authors, composers, and other arts-related services -----	25	(D)	(D)	(D)	BB
8999 pt.	Other services, n.e.c. -----	37	(D)	(D)	(D)	CC
Portland–Vancouver, OR—WA PMSA						
Total -----		13 366	7 256 438	2 731 867	612 890	124 950
70 ex. 704	Hotels, rooming houses, camps, and other lodging places (except membership lodging) -----	212	301 535	80 780	18 856	7 431
7011	Hotels and motels -----	185	296 009	79 325	18 592	7 331
7011 pt.	Hotels -----	70	225 952	62 009	14 470	5 478
7011 pt.	Hotels, 25 guestrooms or more -----	54	224 124	61 706	14 396	5 427
7011 pt.	Hotels, less than 25 guestrooms -----	16	1 828	303	74	51
7011 pt.	Motels, motor hotels, and tourist courts -----	115	70 057	17 316	4 122	1 853
7011 pt.	Motels, tourist courts -----	86	38 251	7 603	1 767	931
7011 pt.	Motor hotels -----	29	31 806	9 713	2 355	922
702, 3	Other lodging places -----	27	5 526	1 455	264	100
702	Rooming and boarding houses -----	5	443	141	31	18
703	Camps and recreational vehicle parks -----	22	5 083	1 314	233	82
7032	Sporting and recreational camps -----	8	1 060	281	17	6
7033	Recreational vehicle parks and campsites -----	14	4 023	1 033	216	76
72	Personal services -----	1 166	281 113	92 619	21 562	7 426
721	Laundry, cleaning, and garment services -----	326	122 608	40 817	9 347	2 587
7211	Power laundries, family and commercial* -----	3	(D)	(D)	(D)	BB
7213	Linen supply* -----	6	24 109	8 001	1 655	346
7215	Coin-operated laundries and drycleaning -----	49	13 001	2 448	549	205
7215 pt.	Coin-operated laundries and drycleaning stores -----	47	(D)	(D)	(D)	CC
7215 pt.	Coin-operated laundry routes -----	2	(D)	(D)	(D)	BB
7216	Drycleaning plants, except rug cleaning* -----	145	29 174	9 473	2 263	856
7217	Carpet and upholstery cleaning -----	70	13 728	5 157	1 097	387
7218	Industrial launderers* -----	11	32 010	12 404	2 976	534
7212, 9	Other laundry, cleaning, and garment services* -----	42	(D)	(D)	(D)	CC
7212	Garment pressing, and agents for laundries and drycleaners -----	19	2 124	426	117	51
7219	Laundry and garment services, n.e.c.* -----	23	(D)	(D)	(D)	CC
722	Photographic studios, portrait -----	102	24 578	6 008	1 255	583
723, 4	Beauty and barber shops -----	461	64 281	26 052	6 190	2 390
723	Beauty shops -----	443	62 867	25 701	6 101	2 360
724	Barber shops -----	18	1 414	351	89	30
725	Shoe repair shops and shoeshine parlors -----	23	1 874	507	105	33
726	Funeral service and crematories -----	61	28 722	8 143	1 774	384
729	Miscellaneous personal services -----	193	39 050	11 092	2 891	1 449
7291	Tax return preparation services -----	77	10 466	3 629	1 156	671
7299	Miscellaneous personal services, n.e.c. -----	116	28 584	7 463	1 735	778
7299 pt.	Massage parlors, tanning salons, and saunas -----	33	2 458	729	187	121
7299 pt.	Other personal services -----	83	26 126	6 734	1 548	657
7299 pt.	Diet and weight reducing services -----	24	14 312	3 356	798	360
7299 pt.	Formal wear rental -----	23	4 610	1 457	320	111
7299 pt.	Other personal services, n.e.c. -----	36	7 204	1 921	430	186

OR-70 OREGON

SERVICE INDUSTRIES—GEOGRAPHIC AREA SERIES

Table 7a. Summary Statistics for Firms Subject to Federal Income Tax for Metropolitan Areas: 1992—Con.

[Includes only establishments with payroll. For meaning of abbreviations and symbols, see introductory text. For explanation of terms and comparability of 1987 and 1992 censuses, see appendix A. For definitions of CMSA's, MSA's, and PMSA's, see appendix D]

SIC code	Geographic area and kind of business or operation	Establishments (number)	Receipts (\$1,000)	Annual payroll (\$1,000)	First-quarter payroll (\$1,000)	Paid employees for pay period including March 12 (number)
PORTLAND-SALEM, OR-WA CMSA—Con.						
Portland-Vancouver, OR-WA PMSA—Con.						
73	Business services -----	2 505	1 802 886	716 088	163 879	38 947
731	Advertising -----	148	94 594	42 719	11 281	1 243
7311	Advertising agencies -----	115	74 039	36 983	9 336	929
7312	Outdoor advertising services -----	6	(D)	(D)	(D)	BB
7313	Radio, television, publishers' advertising representatives -----	11	3 876	1 476	309	65
7313 pt.	Radio, television advertising representatives -----	7	2 363	931	220	30
7313 pt.	Publishers' advertising representatives -----	4	1 513	545	89	35
7319	Advertising, n.e.c. -----	16	(D)	(D)	(D)	CC
732	Consumer credit reporting agencies, mercantile reporting agencies, and adjustment and collection agencies -----	59	46 101	13 805	3 426	645
7322	Adjustment and collection services -----	50	23 237	10 359	2 493	501
7323	Credit reporting services -----	9	22 864	3 446	933	144
733	Mailing, reproduction, commercial art and photography, and stenographic services -----	295	117 553	36 838	8 699	1 765
7331	Direct mail advertising services -----	30	30 842	11 243	2 707	503
7331 pt.	Mailing list compilers, brokers, and managers -----	7	1 349	254	75	11
7331 pt.	Direct mail advertising services, except mailing list services -----	23	29 493	10 989	2 632	492
7334	Photocopying and duplicating services -----	49	19 143	5 959	1 409	435
7334 pt.	Blueprinting and photocopying services -----	47	(D)	(D)	(D)	EE
7334 pt.	Duplicating services, except printing and photocopying -----	2	(D)	(D)	(D)	AA
7335, 6	Commercial photography, art, and graphics -----	135	54 406	14 623	3 416	519
7335	Commercial photography -----	40	8 365	2 401	572	119
7336	Commercial art and graphic design -----	95	46 041	12 222	2 844	400
7336 pt.	Commercial art -----	12	2 160	859	206	25
7336 pt.	Graphic arts and related design -----	83	43 881	11 363	2 638	375
7338	Secretarial and court reporting services -----	81	13 162	5 013	1 167	308
734	Services to dwellings and other buildings -----	437	110 097	50 511	11 609	4 390
7342	Disinfecting and pest control services -----	42	12 739	4 932	1 085	363
7349	Building cleaning and maintenance services, n.e.c. -----	395	97 358	45 579	10 524	4 027
735	Miscellaneous equipment rental and leasing -----	160	143 839	33 247	7 019	1 492
7352	Medical equipment rental and leasing -----	8	11 249	2 430	544	114
7353	Heavy construction equipment rental and leasing -----	22	23 993	7 444	1 563	236
7353 pt.	Rental and leasing of heavy construction equipment without operators -----	13	16 056	4 843	967	132
7353 pt.	Rental and leasing of heavy construction equipment with operators -----	9	7 937	2 601	596	104
7359	Equipment rental and leasing, n.e.c. -----	130	108 597	23 373	4 912	1 142
7359 pt.	Equipment rental -----	111	82 163	20 560	4 352	1 031
7359 pt.	Rent-to-own -----	14	15 726	3 895	856	197
7359 pt.	Equipment rental, except rent-to-own -----	97	66 437	16 665	3 496	834
7359 pt.	Equipment leasing, except finance leasing -----	19	26 434	2 813	560	111
736	Personnel supply services -----	237	249 095	172 674	37 456	14 432
7361	Employment agencies -----	76	22 652	12 285	2 629	651
7363	Help supply services -----	161	226 443	160 389	34 827	13 781
7363 pt.	Temporary help supply -----	134	203 720	143 366	30 873	11 761
7363 pt.	Help supply, except temporary -----	27	22 723	17 023	3 954	2 020
7363 pt.	Employee leasing -----	18	18 440	14 024	3 264	1 912
7363 pt.	Other help supply services -----	9	4 283	2 999	690	108
737	Computer programming, data processing, and other computer related services -----	593	713 811	251 835	58 017	6 780
7371, 2, 3	Computer programming, prepackaged software, and integrated systems -----	388	562 125	199 278	45 438	4 885
7371	Computer programming services -----	234	126 620	64 451	13 737	1 611
7372	Prepackaged software -----	107	305 095	93 815	21 632	2 044
7373	Computer integrated systems -----	47	130 410	41 012	10 069	1 230
7374, 5, 6	Data processing services -----	80	87 713	32 290	7 822	1 281
7374, 5	Computer processing, information retrieval -----	76	79 971	29 306	6 926	1 198
7374	Computer processing and data preparation and processing services -----	67	75 252	28 101	6 558	1 137
7375	Information retrieval services -----	9	4 719	1 205	368	61
7376	Computer facilities management services -----	4	7 742	2 984	896	83
7377, 8, 9	Computer rental and leasing, maintenance, and related services, n.e.c. -----	125	63 973	20 267	4 757	614
7377	Computer rental and leasing -----	6	3 237	950	233	42
7378	Computer maintenance and repair -----	46	34 617	10 757	2 708	328
7379	Computer related services, n.e.c. -----	73	26 119	8 560	1 816	244
7379 pt.	Computer consultants -----	56	17 737	6 692	1 481	183
7379 pt.	Miscellaneous computer services, n.e.c. -----	17	8 382	1 868	335	61
738	Miscellaneous business services -----	576	327 796	114 459	26 372	8 200
7381, 2	Detective agencies and protective services -----	130	107 219	51 268	11 624	4 145
7381	Detective, guard, and armored car services -----	102	62 390	38 312	8 702	3 603
7381 pt.	Detective agencies and guard services -----	98	56 959	36 322	8 148	3 468
7381 pt.	Armored car services -----	4	5 431	1 990	554	135
7382	Security systems services -----	28	44 829	12 956	2 922	542
7383	News syndicates -----	3	(D)	(D)	(D)	BB
7384	Photofinishing laboratories* -----	51	33 463	8 404	2 058	471
7384 pt.	Photofinishing laboratories, except "one-hour" (mini) labs* -----	22	27 205	6 956	1 708	348
7384 pt.	One-hour (mini) photofinishing* -----	29	6 258	1 448	350	123
7389	Business services, n.e.c. -----	392	(D)	(D)	(D)	HH
7389 pt.	Sign painting shops -----	18	(D)	(D)	(D)	BB
7389 pt.	Interior designing -----	47	12 528	2 193	580	134
7389 pt.	Telephone answering services -----	20	7 986	3 571	820	288
7389 pt.	Other business services -----	307	160 187	46 761	10 767	3 075
7389 pt.	Water softening and conditioning services -----	5	3 636	764	168	28
7389 pt.	Packaging and labeling services -----	13	3 146	733	187	69
7389 pt.	Trading stamp services -----	—	—	—	—	—
7389 pt.	Miscellaneous business services -----	289	153 405	45 264	10 412	2 978
7389 pt.	Convention and trade show services -----	21	27 784	6 626	1 792	263
7389 pt.	Private mail centers -----	21	4 336	605	113	54
7389 pt.	Miscellaneous business services, n.e.c. -----	247	121 285	38 033	8 507	2 661

Table 7a. Summary Statistics for Firms Subject to Federal Income Tax for Metropolitan Areas: 1992 – Con.

[Includes only establishments with payroll. For meaning of abbreviations and symbols, see introductory text. For explanation of terms and comparability of 1987 and 1992 censuses, see appendix A. For definitions of CMSA's, MSA's, and PMSA's, see appendix D]

SIC code	Geographic area and kind of business or operation	Establishments (number)	Receipts (\$1,000)	Annual payroll (\$1,000)	First-quarter payroll (\$1,000)	Paid employees for pay period including March 12 (number)
PORTLAND–SALEM, OR–WA CMSA—Con.						
Portland–Vancouver, OR–WA PMSA—Con.						
75	Automotive repair, services, and parking -----	1 280	534 165	125 800	29 957	6 827
751	Automotive rental and leasing, without drivers -----	76	118 386	15 557	3 531	827
7513	Truck rental and leasing, without drivers -----	32	(D)	(D)	(D)	CC
7513 pt.	Truck rental, without drivers -----	22	18 847	2 377	490	115
7513 pt.	Truck leasing, except finance leasing -----	10	(D)	(D)	(D)	BB
7514, 5	Passenger car rental and leasing -----	42	81 177	10 732	2 447	627
7514	Passenger car rental -----	38	79 342	10 627	2 422	618
7515	Passenger car leasing -----	4	1 835	105	25	9
7519	Utility trailer and recreational vehicle rental -----	2	(D)	(D)	(D)	AA
752	Automobile parking -----	116	(D)	(D)	(D)	EE
7521 pt.	Parking lots -----	52	(D)	(D)	(D)	CC
7521 pt.	Parking structures -----	64	(D)	(D)	(D)	CC
753	Automotive repair shops -----	879	317 240	86 421	20 717	4 089
7532	Top, body, and upholstery repair shops and paint shops -----	227	89 512	25 614	6 319	1 232
7532 pt.	Top and body repair shops -----	207	83 982	23 686	5 834	1 139
7532 pt.	Paint shops -----	20	5 530	1 928	485	93
7538	General automotive repair shops -----	445	150 446	40 585	9 733	1 913
7538 pt.	General automotive repair shops, except diesel -----	388	121 140	32 805	7 914	1 601
7538 pt.	Diesel repair shops -----	57	29 306	7 780	1 819	312
7533, 4, 6, 7, 9	Other automotive repair shops -----	207	77 282	20 222	4 665	944
7533	Automotive exhaust system repair shops -----	42	12 668	3 239	751	165
7534	Tire retreading and repair shops -----	7	13 629	2 878	683	129
7536	Automotive glass replacement shops -----	48	17 806	4 000	955	185
7537	Automotive transmission repair shops -----	46	12 917	3 558	872	187
7539	Automotive repair shops, n.e.c. -----	64	20 262	6 547	1 404	278
7539 pt.	Radiator repair -----	17	7 246	2 457	467	94
7539 pt.	Brake, front end, and wheel alignment -----	19	6 120	2 053	500	87
7539 pt.	Automotive electrical and fuel system services -----	22	5 500	1 670	365	75
7539 pt.	Carburetor repair shops -----	12	2 408	703	141	30
7539 pt.	Automotive electrical repair shops -----	10	3 092	967	224	45
7539 pt.	Other automotive repair shops, n.e.c. -----	6	1 396	367	72	22
754	Automotive services, except repair -----	209	(D)	(D)	(D)	GG
7542	Carwashes -----	106	(D)	(D)	(D)	FF
7549	Automotive services, except repair and carwashes -----	103	40 709	11 672	2 720	759
7549 pt.	Lubrication shops -----	45	16 962	4 272	969	377
7549 pt.	Other automotive services -----	58	23 747	7 400	1 751	382
7549 pt.	Towing services -----	51	22 033	7 008	1 659	350
7549 pt.	Other automotive services, n.e.c. -----	7	1 714	392	92	32
76	Miscellaneous repair services -----	541	254 722	77 950	18 578	3 290
762	Electrical repair shops -----	135	64 237	23 299	5 435	1 040
7622	Radio and television repair shops -----	39	22 101	8 327	2 081	360
7623, 9	Other electrical and electronic repair shops -----	96	42 136	14 972	3 354	680
7623	Refrigeration and air-conditioning service and repair shops -----	13	7 230	2 274	557	94
7629	Electrical and electronic repair shops, n.e.c. -----	83	34 906	12 698	2 797	586
763	Watch, clock, and jewelry repair -----	18	3 454	1 301	311	68
764	Reupholstery and furniture repair -----	45	5 927	1 745	404	111
769	Miscellaneous repair and related services -----	343	181 104	51 605	12 428	2 071
7692	Welding repair -----	24	6 263	1 689	416	96
7694	Armature rewinding shops -----	17	25 196	7 561	1 913	230
7699	Repair shops and related services, n.e.c. -----	302	149 645	42 355	10 099	1 745
7699 pt.	Farm machinery and equipment repair -----	5	2 478	510	119	21
7699 pt.	Lawnmower and other small gasoline engine repair -----	22	7 253	1 744	435	102
7699 pt.	Sewer and septic tank cleaning services -----	20	10 458	3 611	828	141
7699 pt.	Other repair and related services, n.e.c. -----	255	129 456	36 490	8 717	1 481
78, 79, 84	Amusement and recreation services, including motion pictures and museums -----	757	433 144	112 085	26 092	8 053
781, 2	Motion picture production, distribution, and services -----	78	86 171	12 873	2 867	565
7812 pt.	Motion picture production, except for television -----	36	10 293	3 823	877	140
7812 pt.	Motion picture and tape production for television -----	13	13 217	4 146	901	200
7819	Services allied to motion picture production -----	17	12 665	2 796	583	125
7822 pt.	Motion picture film and tape distributors -----	12	49 996	2 108	506	100
7822 pt.	Motion picture film exchanges -----	4	(D)	(D)	(D)	BB
7822 pt.	Video tape wholesalers -----	8	(D)	(D)	(D)	BB
7822 pt.	Film and tape distribution for television -----	—	—	—	—	—
7829	Services allied to motion picture distribution -----	—	—	—	—	—
783	Motion picture theaters -----	55	(D)	(D)	(D)	FF
7832	Motion picture theaters, except drive-in -----	52	(D)	(D)	(D)	FF
7833	Drive-in motion picture theaters -----	3	(D)	(D)	(D)	AA
784	Video tape rental -----	179	51 258	12 644	2 996	1 287
792	Theatrical producers (except motion picture), bands, orchestras, and entertainers -----	57	(D)	(D)	(D)	EE
7922	Theatrical producers (except motion picture) and miscellaneous theatrical services -----	24	(D)	(D)	(D)	CC
7922 pt.	Producers of live theatrical productions -----	3	415	123	31	23
7922 pt.	Producers of radio and television shows, except tape producers -----	2	(D)	(D)	(D)	AA
7922 pt.	Artists' and entertainers' managers or agents, concert bureaus, booking agents -----	10	4 080	1 108	310	87
7922 pt.	Other theatrical services -----	9	4 336	1 334	290	114

OR-72 OREGON

SERVICE INDUSTRIES—GEOGRAPHIC AREA SERIES

Table 7a. Summary Statistics for Firms Subject to Federal Income Tax for Metropolitan Areas: 1992—Con.

[Includes only establishments with payroll. For meaning of abbreviations and symbols, see introductory text. For explanation of terms and comparability of 1987 and 1992 censuses, see appendix A. For definitions of CMSA's, MSA's, and PMSA's, see appendix D]

SIC code	Geographic area and kind of business or operation	Establishments (number)	Receipts (\$1,000)	Annual payroll (\$1,000)	First-quarter payroll (\$1,000)	Paid employees for pay period including March 12 (number)
	PORTLAND-SALEM, OR-WA CMSA—Con.					
	Portland-Vancouver, OR-WA PMSA—Con.					
78, 79, 84	Amusement and recreation services, including motion pictures and museums—Con.					
792	Theatrical producers (except motion picture), bands, orchestras, and entertainers—Con.					
7929	Bands, orchestras, actors, and other entertainers and entertainment groups	33	(D)	(D)	(D)	CC
7929 pt.	Dance groups and artists	3	(D)	(D)	(D)	AA
7929 pt.	Symphony orchestras, opera companies, and chamber music organizations	1	(D)	(D)	(D)	AA
7929 pt.	Other music and entertainment presentations	29	5 808	1 555	523	86
7929 pt.	Other music groups and artists	19	2 610	550	86	44
7929 pt.	Other entertainers and entertainment groups	10	3 198	1 005	437	42
793	Bowling centers	40	22 357	6 079	1 558	709
79 ex. 792, 3; 84	Commercial sports and other amusement and recreation services, including museums	348	211 648	71 690	16 450	4 406
794	Commercial sports	22	58 312	32 966	8 713	892
7941	Professional sports clubs, managers, promoters	14	(D)	(D)	(D)	EE
7941 pt.	Baseball clubs	—	—	—	—	—
7941 pt.	Football clubs	—	—	—	—	—
7941 pt.	Other professional sports clubs	2	(D)	(D)	(D)	CC
7941 pt.	Managers and promoters	12	(D)	(D)	(D)	CC
7948	Racing, including track operation	8	(D)	(D)	(D)	FF
7948 pt.	Auto racetrack operation	3	(D)	(D)	(D)	AA
7948 pt.	Horse racetrack operation	1	(D)	(D)	(D)	FF
7948 pt.	Dog racetrack operation	1	(D)	(D)	(D)	BB
7948 pt.	Racing stables and racing, n.e.c.	3	(D)	(D)	(D)	AA
79 ex. 792, 3, 4; 84	Other amusement and recreation services, including museums	326	153 336	38 724	7 737	3 514
791	Dance studios, schools, and halls	28	3 208	916	225	127
7991	Physical fitness facilities	70	34 210	10 176	2 231	1 096
7991 pt.	Physical fitness centers, except gymnasiums and athletic clubs	47	19 806	5 396	1 215	639
7991 pt.	Gymnasiums and athletic clubs	23	14 404	4 780	1 016	457
7992	Public golf courses	28	15 601	3 908	738	316
7993	Coin-operated amusement devices	37	16 520	2 844	653	202
7996	Amusement parks	1	(D)	(D)	(D)	BB
7997	Membership sports and recreation clubs	37	25 348	9 507	1 794	602
7999, 84	Amusement and recreation services, including museums, n.e.c.	125	(D)	(D)	(D)	GG
7999 pt.	Concession operators of amusement devices and rides	11	6 813	759	161	65
7999 pt.	Carnivals, circuses, and fairs	3	(D)	(D)	(D)	BB
7999 pt.	Carnivals and circuses	2	(D)	(D)	(D)	BB
7999 pt.	Fairs	1	(D)	(D)	(D)	AA
7999 pt., 84	Other recreation and amusements, including museums	111	(D)	(D)	(D)	FF
84	Museums, art galleries, and botanical and zoological gardens	1	(D)	(D)	(D)	AA
841	Museums and art galleries	1	(D)	(D)	(D)	AA
842	Arboreta and botanical or zoological gardens	—	—	—	—	—
7999 pt.	Roller skating rinks	5	1 381	417	86	81
7999 pt.	Ice skating rinks	2	(D)	(D)	(D)	BB
7999 pt.	Other amusement and recreation services, n.e.c.	103	35 069	6 609	1 379	867
80	Health services	3 021	1 725 837	769 518	166 205	26 058
801	Offices and clinics of doctors of medicine	1 164	850 900	418 428	86 671	8 515
8011 pt.	Offices of doctors of medicine	1 134	818 252	402 296	83 325	8 153
8011 pt.	General medical clinics	30	32 648	16 132	3 346	362
802	Offices and clinics of dentists	894	319 445	121 606	26 277	5 068
8021 pt.	Offices of dentists	868	304 581	112 720	24 957	4 854
8021 pt.	Dental clinics	26	14 864	8 886	1 320	214
803	Offices and clinics of doctors of osteopathy	64	21 714	8 278	1 721	285
8031 pt.	Offices of osteopathic physicians	61	20 598	7 742	1 590	274
8031 pt.	Osteopathic clinics	3	1 116	536	131	11
804	Offices and clinics of other health practitioners	562	112 026	33 929	7 834	1 737
8041	Offices and clinics of chiropractors	230	35 434	8 421	1 960	533
8042	Offices and clinics of optometrists	100	23 414	5 535	1 399	362
8043	Offices and clinics of podiatrists	35	9 897	3 345	769	112
8049	Offices and clinics of health practitioners, n.e.c.	197	43 281	16 628	3 706	730
805	Nursing and personal care facilities	111	190 731	97 225	22 470	6 385
8051	Skilled nursing care facilities	68	149 500	73 049	16 670	4 850
8052	Intermediate care facilities	31	35 983	21 912	5 177	1 323
8059	Nursing and personal care facilities, n.e.c.	12	5 248	2 264	623	212
806	Hospitals	7	88 107	29 578	6 968	1 295
8062	General medical and surgical hospitals	3	(D)	(D)	(D)	FF
8063, 9	Specialty hospitals	4	(D)	(D)	(D)	EE
8063	Psychiatric hospitals	4	(D)	(D)	(D)	EE
8069	Specialty hospitals, except psychiatric	—	—	—	—	—
807, 8, 9	Other health services	219	142 914	60 474	14 264	2 773
807	Medical and dental laboratories	101	57 421	25 085	6 088	893
8071	Medical laboratories	34	38 943	17 801	4 379	554
8072	Dental laboratories	67	18 478	7 284	1 709	339
808	Home health care services	43	32 536	15 169	3 476	1 059
809	Miscellaneous health and allied services, n.e.c.	75	52 957	20 220	4 700	821
8092	Kidney dialysis centers	2	(D)	(D)	(D)	AA
8093	Specialty outpatient facilities, n.e.c.	48	38 527	15 149	3 659	603
8099	Health and allied services, n.e.c.	25	(D)	(D)	(D)	CC
81	Legal services	1 015	614 057	217 180	46 100	6 287

Table 7a. Summary Statistics for Firms Subject to Federal Income Tax for Metropolitan Areas: 1992—Con.

[Includes only establishments with payroll. For meaning of abbreviations and symbols, see introductory text. For explanation of terms and comparability of 1987 and 1992 censuses, see appendix A. For definitions of CMSA's, MSA's, and PMSA's, see appendix D]

SIC code	Geographic area and kind of business or operation	Establishments (number)	Receipts (\$1,000)	Annual payroll (\$1,000)	First-quarter payroll (\$1,000)	Paid employees for pay period including March 12 (number)
	PORTLAND–SALEM, OR–WA CMSA—Con.					
	Portland–Vancouver, OR–WA PMSA—Con.					
823, 4, 9	Selected educational services -----	139	41 041	13 977	3 222	902
823	Libraries-----	—	—	—	—	—
824	Vocational schools -----	60	23 667	8 034	1 764	467
8243	Data processing schools -----	13	3 563	1 525	299	61
8244	Business and secretarial schools -----	12	5 144	1 846	438	131
8249	Vocational schools, n.e.c. -----	35	14 960	4 663	1 027	275
829	Schools and educational services, n.e.c. -----	79	17 374	5 943	1 458	435
83	Social services -----	616	151 099	59 498	13 766	5 279
835	Child day care services -----	248	41 583	18 781	4 384	2 220
832, 3, 6, 9	Other social services -----	368	109 516	40 717	9 382	3 059
832	Individual and family social services -----	88	17 724	7 636	1 666	446
833	Job training and vocational rehabilitation services -----	52	17 531	9 542	2 066	449
836	Residential care -----	213	67 947	21 346	5 175	2 057
839	Social services, n.e.c. -----	15	6 314	2 193	475	107
87 ex. 8733	Engineering, accounting, research, management, and related services (except noncommercial research organizations) -----	1 993	1 069 554	445 647	100 221	13 844
871	Engineering, architectural, and surveying services -----	600	485 796	207 300	46 021	5 327
8711	Engineering services -----	378	363 502	160 251	35 682	3 920
8712	Architectural services -----	169	104 349	37 489	8 483	1 113
8713	Surveying services -----	53	17 945	9 560	1 856	294
872	Accounting, auditing, and bookkeeping services -----	698	217 485	85 541	19 822	3 527
873 ex. 8733	Research, development, and testing services (except noncommercial research organizations) -----	116	72 187	30 594	6 786	1 402
8731	Commercial physical and biological research -----	26	16 387	6 944	1 645	174
8731 pt.	Commercial physical research -----	17	11 541	5 130	1 197	114
8731 pt.	Commercial medical and biological research -----	9	4 846	1 814	448	60
8732	Commercial economic, sociological, and educational research -----	49	24 463	10 020	2 065	718
8734	Testing laboratories -----	41	31 337	13 630	3 076	510
874	Management and public relations services -----	579	294 086	122 212	27 592	3 588
8741	Management services -----	120	115 063	49 550	11 993	1 707
8742	Management consulting services -----	288	100 402	43 490	9 058	1 124
8743	Public relations services -----	52	(D)	(D)	(D)	EE
8744	Facilities support management services -----	2	(D)	(D)	(D)	AA
8748	Business consulting services, n.e.c. -----	117	44 141	16 482	3 893	464
89	Services, n.e.c. -----	121	47 285	20 725	4 452	606
8999 pt.	Scientific and related consulting services, except environmental -----	27	11 824	5 506	1 376	133
8999 pt.	Other services -----	94	35 461	15 219	3 076	473
8999 pt.	Environmental consulting -----	36	29 215	13 023	2 606	367
8999 pt.	Authors, composers, and other arts-related services -----	24	1 812	548	97	28
8999 pt.	Other services, n.e.c. -----	34	4 434	1 648	373	78
	Salem, OR PMSA					
	Total -----	1 943	735 126	271 425	60 900	15 010
70 ex. 704	Hotels, rooming houses, camps, and other lodging places (except membership lodging) -----	28	16 106	3 372	788	461
7011	Hotels and motels -----	23	13 594	2 921	704	420
7011 pt.	Hotels -----	5	4 435	949	243	162
7011 pt.	Motels, motor hotels, and tourist courts -----	18	9 159	1 972	461	258
702, 3	Other lodging places -----	5	2 512	451	84	41
72	Personal services -----	184	35 481	12 508	2 956	1 109
721	Laundry, cleaning, and garment services -----	43	8 674	2 972	665	233
7211	Power laundries, family and commercial* -----	1	(D)	(D)	(D)	AA
7213	Linen supply* -----	—	—	—	—	—
7215	Coin-operated laundries and drycleaning -----	8	915	240	53	25
7216	Drycleaning plants, except rug cleaning* -----	21	3 454	1 347	324	113
7217	Carpet and upholstery cleaning -----	9	984	219	32	26
7218	Industrial launderers* -----	1	(D)	(D)	(D)	BB
7212, 9	Other laundry, cleaning, and garment services* -----	3	(D)	(D)	(D)	AA
722	Photographic studios, portrait -----	18	5 538	1 774	352	126
723, 4	Beauty and barber shops -----	80	10 141	4 453	1 063	438
723	Beauty shops -----	75	9 602	4 191	989	417
724	Barber shops -----	5	539	262	74	21
725	Shoe repair shops and shoeshine parlors -----	4	336	87	26	9
726	Funeral service and crematories -----	15	6 178	1 899	453	81
729	Miscellaneous personal services -----	24	4 614	1 323	397	222

OR-74 OREGON

SERVICE INDUSTRIES—GEOGRAPHIC AREA SERIES

Table 7a. Summary Statistics for Firms Subject to Federal Income Tax for Metropolitan Areas: 1992—Con.

[Includes only establishments with payroll. For meaning of abbreviations and symbols, see introductory text. For explanation of terms and comparability of 1987 and 1992 censuses, see appendix A. For definitions of CMSA's, MSA's, and PMSA's, see appendix D]

SIC code	Geographic area and kind of business or operation	Establishments (number)	Receipts (\$1,000)	Annual payroll (\$1,000)	First-quarter payroll (\$1,000)	Paid employees for pay period including March 12 (number)
	PORTLAND-SALEM, OR-WA CMSA—Con.					
	Salem, OR PMSA—Con.					
73	Business services -----	297	118 526	44 110	9 034	2 738
731	Advertising -----	7	1 159	234	48	12
732	Consumer credit reporting agencies, mercantile reporting agencies, and adjustment and collection agencies -----	5	2 918	1 307	294	57
733	Mailing, reproduction, commercial art and photography, and stenographic services -----	27	10 043	3 803	631	187
734	Services to dwellings and other buildings -----	71	8 123	3 326	705	359
735	Miscellaneous equipment rental and leasing -----	27	14 184	3 087	649	166
736	Personnel supply services -----	28	22 980	15 504	3 157	1 044
737	Computer programming, data processing, and other computer related services -----	52	20 465	5 798	1 349	207
7371, 2, 3	Computer programming, prepackaged software, and integrated systems -----	36	10 265	3 917	899	132
7374, 5, 6	Data processing services -----	7	7 758	913	225	41
7377, 8, 9	Computer rental and leasing, maintenance, and related services, n.e.c. -----	9	2 442	968	225	34
738	Miscellaneous business services -----	80	38 654	11 051	2 201	706
75	Automotive repair, services, and parking -----	165	45 196	11 837	2 898	810
751	Automotive rental and leasing, without drivers -----	6	(D)	(D)	(D)	AA
752	Automobile parking -----	2	(D)	(D)	(D)	AA
753	Automotive repair shops -----	133	38 768	10 279	2 510	619
7532	Top, body, and upholstery repair shops and paint shops -----	33	12 240	3 664	894	217
7538	General automotive repair shops -----	72	19 416	4 847	1 201	305
7533, 4, 6, 7, 9	Other automotive repair shops -----	28	7 112	1 768	415	97
754	Automotive services, except repair -----	24	5 307	1 369	339	166
76	Miscellaneous repair services -----	85	22 399	7 633	1 600	438
762	Electrical repair shops -----	20	8 376	3 899	709	183
7622	Radio and television repair shops -----	7	1 863	595	184	33
7623, 9	Other electrical and electronic repair shops -----	13	6 513	3 304	525	150
763	Watch, clock, and jewelry repair -----	—	—	—	—	—
764	Reupholstery and furniture repair -----	6	394	86	20	10
769	Miscellaneous repair and related services -----	59	13 629	3 648	871	245
78, 79, 84	Amusement and recreation services, including motion pictures and museums -----	113	48 182	9 518	2 231	902
781, 2	Motion picture production, distribution, and services -----	1	(D)	(D)	(D)	AA
783	Motion picture theaters -----	14	(D)	(D)	(D)	CC
784	Video tape rental -----	30	4 299	967	221	119
792	Theatrical producers (except motion picture), bands, orchestras, and entertainers -----	2	(D)	(D)	(D)	AA
793	Bowling centers -----	8	2 373	740	164	73
79 ex. 792, 3; 84	Commercial sports and other amusement and recreation services, including museums -----	58	33 659	6 921	1 658	567
80	Health services -----	524	269 321	117 764	26 805	5 022
801	Offices and clinics of doctors of medicine -----	199	120 613	57 509	11 932	1 526
802	Offices and clinics of dentists -----	148	50 582	17 484	3 663	784
803	Offices and clinics of doctors of osteopathy -----	12	2 889	1 116	206	52
804	Offices and clinics of other health practitioners -----	96	17 375	5 171	1 159	276
805	Nursing and personal care facilities -----	24	44 612	22 214	6 628	1 647
806	Hospitals -----	1	(D)	(D)	(D)	CC
807, 8, 9	Other health services -----	44	(D)	(D)	(D)	FF
81	Legal services -----	166	44 394	17 790	3 696	682
823, 4, 9	Selected educational services -----	22	6 268	2 294	585	155
83	Social services -----	126	41 709	9 022	2 079	989
835	Child day care services -----	30	2 146	861	215	129
832, 3, 6, 9	Other social services -----	96	39 563	8 161	1 864	860
87 ex. 8733	Engineering, accounting, research, management, and related services (except noncommercial research organizations) -----	224	84 698	34 388	7 941	1 634
871	Engineering, architectural, and surveying services -----	43	16 356	6 462	1 367	214
872	Accounting, auditing, and bookkeeping services -----	95	23 331	10 001	2 412	531
873 ex. 8733	Research, development, and testing services (except noncommercial research organizations) -----	14	3 902	1 362	303	80
874	Management and public relations services -----	72	41 109	16 563	3 859	809
89	Services, n.e.c. -----	9	2 846	1 189	287	70

Table 7b. Summary Statistics for Firms Exempt From Federal Income Tax for Metropolitan Areas: 1992

[Includes only establishments with payroll. For meaning of abbreviations and symbols, see introductory text. For explanation of terms and comparability of 1987 and 1992 censuses, see appendix A. For definitions of CMSA's, MSA's, and PMSA's, see appendix D]

SIC code	Geographic area and kind of business or operation	Establishments (number)	Revenue (\$1,000)	Annual payroll (\$1,000)	First-quarter payroll (\$1,000)	Paid employees for pay period including March 12 (number)
EUGENE-SPRINGFIELD, OR MSA						
	Total	379	377 783	150 744	36 975	8 488
7032, 704	Camps and membership lodging	19	(D)	(D)	(D)	CC
792, 7991 pt., 7997, 7999 pt., 84	Selected amusement, recreation, and related services	30	10 829	3 663	858	347
8011 pt.; 8021 pt.; 805, 6, 8, 9	Selected health services	25	234 558	100 231	24 979	4 452
8111 pt.	Legal aid societies and similar legal services	2	(D)	(D)	(D)	BB
823, 4, 9	Selected educational services	13	4 168	1 979	374	126
83	Social services	157	80 933	26 464	6 324	2 124
835	Child day care services	46	5 149	2 939	801	391
832, 3, 6, 9	Other social services	111	75 784	23 525	5 523	1 733
861, 2, 4, 9	Selected membership organizations	114	27 416	8 738	2 118	962
873, 4 ex. 8744	Research, testing, and consulting services, except facilities support management services	19	14 243	7 282	1 746	306
MEDFORD-ASHLAND, OR MSA						
	Total	121	204 046	90 351	22 092	4 858
7032, 704	Camps and membership lodging	-	-	-	-	-
792, 7991 pt., 7997, 7999 pt., 84	Selected amusement, recreation, and related services	9	13 818	6 529	1 561	453
8011 pt.; 8021 pt.; 805, 6, 8, 9	Selected health services	11	157 791	70 293	17 263	3 110
8111 pt.	Legal aid societies and similar legal services	1	(D)	(D)	(D)	AA
823, 4, 9	Selected educational services	4	(D)	(D)	(D)	BB
83	Social services	50	17 953	9 157	2 154	815
835	Child day care services	6	286	136	35	29
832, 3, 6, 9	Other social services	44	17 667	9 021	2 119	786
861, 2, 4, 9	Selected membership organizations	41	12 529	3 406	799	417
873, 4 ex. 8744	Research, testing, and consulting services, except facilities support management services	5	(D)	(D)	(D)	AA
PORTLAND-SALEM, OR-WA CMSA						
	Total	1 742	3 266 869	1 338 724	326 929	58 165
7032, 704	Camps and membership lodging	16	(D)	(D)	(D)	CC
7032 704	Sporting and recreational camps	10	(D)	(D)	(D)	AA
	Organization hotels and lodging houses, on membership basis	6	(D)	(D)	(D)	BB
792, 7991 pt., 7997, 7999 pt., 84	Selected amusement, recreation, and related services	104	100 348	36 189	7 923	2 316
792	Theatrical producers (except motion picture), bands, orchestras, and entertainers	32	(D)	(D)	(D)	EE
7922	Theatrical producers (except motion picture) and miscellaneous theatrical services	16	(D)	(D)	(D)	CC
7922 pt.	Producers of live theatrical productions	16	(D)	(D)	(D)	CC
7922 pt.	Producers of radio and television shows, except tape	-	-	-	-	-
7922 pt.	Artists' and entertainers' managers or agents, concert bureaus, booking agents	-	-	-	-	-
7922 pt.	Other theatrical services	-	-	-	-	-
7929	Bands, orchestras, actors, and other entertainers and entertainment groups	16	(D)	(D)	(D)	EE
7929 pt.	Dance groups and artists	2	(D)	(D)	(D)	BB
7929 pt.	Symphony orchestras, opera companies, and chamber music organizations	8	(D)	(D)	(D)	CC
7929 pt.	Other music groups and artists	4	(D)	(D)	(D)	BB
7929 pt.	Other entertainers and entertainment groups	2	(D)	(D)	(D)	AA
7991 pt., 7997	Gymnasiums, athletic clubs, and membership sports and recreation clubs	39	(D)	(D)	(D)	GG
7991 pt.	Gymnasiums and athletic clubs	4	(D)	(D)	(D)	CC
7997	Membership sports and recreation clubs	35	(D)	(D)	(D)	FF
7999 pt.	Fairs	2	(D)	(D)	(D)	AA
84	Museums, art galleries, and botanical and zoological gardens	31	33 881	10 448	2 784	680
841	Museums and art galleries	26	(D)	(D)	(D)	FF
842	Arboreta and botanical or zoological gardens	5	(D)	(D)	(D)	BB

OR-76 OREGON

SERVICE INDUSTRIES—GEOGRAPHIC AREA SERIES

Table 7b. Summary Statistics for Firms Exempt From Federal Income Tax for Metropolitan Areas: 1992—Con.

[Includes only establishments with payroll. For meaning of abbreviations and symbols, see introductory text. For explanation of terms and comparability of 1987 and 1992 censuses, see appendix A. For definitions of CMSA's, MSA's, and PMSA's, see appendix D]

SIC code	Geographic area and kind of business or operation	Establishments (number)	Revenue (\$1,000)	Annual payroll (\$1,000)	First-quarter payroll (\$1,000)	Paid employees for pay period including March 12 (number)
PORTLAND–SALEM, OR–WA CMSA—Con.						
8011 pt.; 8021 pt.; 805, 6, 8, 9	Selected health services -----	142	2 320 393	1 022 162	251 978	36 848
8011 pt., 8021 pt.	Clinics of doctors of medicine and dentists -----	44	(D)	(D)	(D)	HH
8011 pt.	General medical clinics -----	34	(D)	(D)	(D)	HH
8021 pt.	Dental clinics -----	10	(D)	(D)	(D)	EE
805	Nursing and personal care facilities -----	28	(D)	(D)	(D)	HH
8051	Skilled nursing care facilities -----	16	(D)	(D)	(D)	GG
8052	Intermediate care facilities -----	8	(D)	(D)	(D)	FF
8059	Nursing and personal care facilities, n.e.c. -----	4	4 743	2 334	583	147
806	Hospitals -----	26	(D)	(D)	(D)	KK
8062	General medical and surgical hospitals -----	22	(D)	(D)	(D)	KK
8062 pt.	General medical and surgical hospitals, nongovernment -----	19	(D)	(D)	(D)	JJ
8062 pt.	General medical and surgical hospitals, government -----	3	(D)	(D)	(D)	II
8063, 9	Specialty hospitals -----	4	(D)	(D)	(D)	GG
8063	Psychiatric hospitals -----	2	(D)	(D)	(D)	GG
8063 pt.	Psychiatric hospitals, nongovernment -----	—	—	—	—	—
8063 pt.	Psychiatric hospitals, government -----	2	(D)	(D)	(D)	GG
8069	Specialty hospitals, except psychiatric -----	2	(D)	(D)	(D)	EE
8069 pt.	Specialty hospitals, except psychiatric; nongovernment -----	2	(D)	(D)	(D)	EE
8069 pt.	Specialty hospitals, except psychiatric; government -----	—	—	—	—	—
808, 9	Other health services -----	44	(D)	(D)	(D)	GG
808	Home health care services -----	11	(D)	(D)	(D)	GG
809	Miscellaneous health and allied services, n.e.c. -----	33	(D)	(D)	(D)	FF
8092	Kidney dialysis centers -----	—	—	—	—	—
8093	Specialty outpatient facilities, n.e.c. -----	30	(D)	(D)	(D)	FF
8099	Health and allied services, n.e.c. -----	3	(D)	(D)	(D)	BB
8111 pt.	Legal aid societies and similar legal services -----	15	(D)	(D)	(D)	CC
823, 4, 9	Selected educational services -----	50	14 895	5 519	1 404	409
823	Libraries -----	3	(D)	(D)	(D)	BB
824	Vocational schools -----	17	(D)	(D)	(D)	CC
8243	Data processing schools -----	1	(D)	(D)	(D)	AA
8244	Business and secretarial schools -----	—	—	—	—	—
8249	Vocational schools, n.e.c. -----	16	(D)	(D)	(D)	CC
829	Schools and educational services, n.e.c. -----	30	(D)	(D)	(D)	CC
83	Social services -----	809	500 324	164 906	39 327	12 668
835	Child day care services -----	146	19 488	11 196	2 870	1 203
832, 3, 6, 9	Other social services -----	663	480 836	153 710	36 457	11 465
832	Individual and family social services -----	253	(D)	(D)	(D)	HH
833	Job training and vocational rehabilitation services -----	78	(D)	(D)	(D)	HH
836	Residential care -----	169	93 813	44 313	10 539	3 467
839	Social services, n.e.c. -----	163	(D)	(D)	(D)	GG
861, 2, 4, 9	Selected membership organizations -----	557	246 862	76 600	18 095	4 534
861	Business associations -----	161	76 457	26 563	6 393	913
864	Civic, social, and fraternal associations -----	263	94 816	27 851	6 484	2 637
862, 9	Other membership organizations -----	133	75 589	22 186	5 218	984
862	Professional membership organizations -----	57	(D)	(D)	(D)	EE
869	Membership organizations, n.e.c. -----	76	(D)	(D)	(D)	FF
873, 4 ex. 8744	Research, testing, and consulting services, except facilities support management services -----	49	(D)	(D)	(D)	GG
873	Research, development, and testing services -----	35	(D)	(D)	(D)	GG
8731	Commercial physical and biological research -----	4	(D)	(D)	(D)	BB
8732	Commercial economic, sociological, and educational research -----	9	(D)	(D)	(D)	CC
8733	Noncommercial research organizations -----	21	(D)	(D)	(D)	FF
8734	Testing laboratories -----	1	(D)	(D)	(D)	AA
874 ex. 8744	Management and public relations services, except facilities support management services -----	14	(D)	(D)	(D)	BB
8741	Management services -----	1	(D)	(D)	(D)	AA
8742	Management consulting services -----	3	(D)	(D)	(D)	AA
8743	Public relations services -----	6	(D)	(D)	(D)	BB
8748	Business consulting services, n.e.c. -----	4	(D)	(D)	(D)	AA
Portland–Vancouver, OR–WA PMSA						
Total -----		1 443	2 855 683	1 170 634	286 431	49 534
7032, 704	Camps and membership lodging -----	11	1 526	436	85	25
7032	Sporting and recreational camps -----	8	1 100	359	28	14
704	Organization hotels and lodging houses, on membership basis -----	3	426	77	57	11

Table 7b. Summary Statistics for Firms Exempt From Federal Income Tax for Metropolitan Areas: 1992—Con.

[Includes only establishments with payroll. For meaning of abbreviations and symbols, see introductory text. For explanation of terms and comparability of 1987 and 1992 censuses, see appendix A. For definitions of CMSA's, MSA's, and PMSA's, see appendix D]

SIC code	Geographic area and kind of business or operation	Establishments (number)	Revenue (\$1,000)	Annual payroll (\$1,000)	First-quarter payroll (\$1,000)	Paid employees for pay period including March 12 (number)
PORTLAND-SALEM, OR-WA CMSA—Con.						
Portland-Vancouver, OR-WA PMSA—Con.						
792, 7991 pt., 7997, 7999 pt., 84	Selected amusement, recreation, and related services	87	97 002	35 006	7 643	2 184
792	Theatrical producers (except motion picture), bands, orchestras, and entertainers	30	(D)	(D)	(D)	EE
7922	Theatrical producers (except motion picture) and miscellaneous theatrical services	16	(D)	(D)	(D)	CC
7922 pt.	Producers of live theatrical productions	16	(D)	(D)	(D)	CC
7922 pt.	Producers of radio and television shows, except tape	—	—	—	—	—
7922 pt.	Artists' and entertainers' managers or agents, concert bureaus, booking agents	—	—	—	—	—
7922 pt.	Other theatrical services	—	—	—	—	—
7929	Bands, orchestras, actors, and other entertainers and entertainment groups	14	18 246	7 018	966	319
7929 pt.	Dance groups and artists	2	(D)	(D)	(D)	BB
7929 pt.	Symphony orchestras, opera companies, and chamber music organizations	7	12 534	5 714	645	216
7929 pt.	Other music groups and artists	4	(D)	(D)	(D)	BB
7929 pt.	Other entertainers and entertainment groups	1	(D)	(D)	(D)	AA
7991 pt., 7997	Gymnasiums, athletic clubs, and membership sports and recreation clubs	32	38 444	15 442	3 398	1 070
7991 pt.	Gymnasiums and athletic clubs	3	(D)	(D)	(D)	CC
7997	Membership sports and recreation clubs	29	(D)	(D)	(D)	FF
7999 pt.	Fairs	2	(D)	(D)	(D)	AA
84	Museums, art galleries, and botanical and zoological gardens	23	32 597	9 851	2 645	632
841	Museums and art galleries	19	30 098	8 584	2 334	562
842	Arboreta and botanical or zoological gardens	4	2 499	1 267	311	70
8011 pt., 8021 pt., 805, 6, 8, 9	Selected health services	121	2 073 112	894 464	221 041	32 179
8011 pt., 8021 pt.	Clinics of doctors of medicine and dentists	36	(D)	(D)	(D)	HH
8011 pt.	General medical clinics	28	(D)	(D)	(D)	HH
8021 pt.	Dental clinics	8	(D)	(D)	(D)	CC
805	Nursing and personal care facilities	26	(D)	(D)	(D)	GG
8051	Skilled nursing care facilities	15	(D)	(D)	(D)	GG
8052	Intermediate care facilities	7	10 354	5 349	1 269	358
8059	Nursing and personal care facilities, n.e.c.	4	4 743	2 334	583	147
806	Hospitals	22	1 671 645	746 078	185 972	24 650
8062	General medical and surgical hospitals	19	(D)	(D)	(D)	JJ
8062 pt.	General medical and surgical hospitals, nongovernment	16	1 260 994	493 282	122 168	18 155
8062 pt.	General medical and surgical hospitals, government	3	(D)	(D)	(D)	II
8063, 9	Specialty hospitals	3	(D)	(D)	(D)	FF
8063	Psychiatric hospitals	1	(D)	(D)	(D)	EE
8063 pt.	Psychiatric hospitals, nongovernment	—	—	—	—	—
8063 pt.	Psychiatric hospitals, government	1	(D)	(D)	(D)	EE
8069	Specialty hospitals, except psychiatric	2	(D)	(D)	(D)	EE
8069 pt.	Specialty hospitals, except psychiatric; nongovernment	2	(D)	(D)	(D)	EE
8069 pt.	Specialty hospitals, except psychiatric; government	—	—	—	—	—
808, 9	Other health services	37	76 241	35 326	8 363	2 244
808	Home health care services	9	47 414	19 126	4 438	1 387
809	Miscellaneous health and allied services, n.e.c.	28	28 827	16 200	3 925	857
8092	Kidney dialysis centers	—	—	—	—	—
8093	Specialty outpatient facilities, n.e.c.	25	(D)	(D)	(D)	FF
8099	Health and allied services, n.e.c.	3	(D)	(D)	(D)	BB
8111 pt.	Legal aid societies and similar legal services	13	8 106	4 719	1 147	184
823, 4, 9	Selected educational services	45	14 333	5 302	1 347	395
823	Libraries	2	(D)	(D)	(D)	BB
824	Vocational schools	16	5 658	1 904	544	167
8243	Data processing schools	1	(D)	—	—	AA
8244	Business and secretarial schools	—	—	—	—	—
8249	Vocational schools, n.e.c.	15	(D)	(D)	(D)	CC
829	Schools and educational services, n.e.c.	27	(D)	(D)	(D)	CC
83	Social services	663	379 524	139 090	33 195	9 866
835	Child day care services	122	16 727	9 374	2 401	981
832, 3, 6, 9	Other social services	541	362 797	129 716	30 794	8 885
832	Individual and family social services	215	148 170	52 042	12 569	3 176
833	Job training and vocational rehabilitation services	52	45 418	19 807	4 335	1 601
836	Residential care	131	71 300	33 472	7 935	2 421
839	Social services, n.e.c.	143	97 909	24 395	5 955	1 687
861, 2, 4, 9	Selected membership organizations	458	210 958	64 592	15 258	3 635
861	Business associations	135	68 540	23 337	5 651	804
864	Civic, social, and fraternal associations	217	77 058	22 602	5 199	2 000
862, 9	Other membership organizations	106	65 360	18 653	4 408	831
862	Professional membership organizations	48	24 937	8 859	2 145	316
869	Membership organizations, n.e.c.	58	40 423	9 794	2 263	515

OR-78 OREGON

SERVICE INDUSTRIES—GEOGRAPHIC AREA SERIES

Table 7b. Summary Statistics for Firms Exempt From Federal Income Tax for Metropolitan Areas: 1992—Con.

[Includes only establishments with payroll. For meaning of abbreviations and symbols, see introductory text. For explanation of terms and comparability of 1987 and 1992 censuses, see appendix A. For definitions of CMSA's, MSA's, and PMSA's, see appendix D]

SIC code	Geographic area and kind of business or operation	Establishments (number)	Revenue (\$1,000)	Annual payroll (\$1,000)	First-quarter payroll (\$1,000)	Paid employees for pay period including March 12 (number)
	PORTLAND–SALEM, OR–WA CMSA—Con.					
	Portland–Vancouver, OR–WA PMSA—Con.					
873. 4 ex. 8744	Research, testing, and consulting services, except facilities support management services	45	71 122	27 025	6 715	1 066
873	Research, development, and testing services	33	68 698	25 802	6 488	1 007
8731	Commercial physical and biological research	4	(D)	(D)	(D)	BB
8732	Commercial economic, sociological, and educational research	8	(D)	(D)	(D)	CC
8733	Noncommercial research organizations	20	53 623	19 325	5 045	824
8734	Testing laboratories	1	(D)	(D)	(D)	AA
874 ex. 8744	Management and public relations services, except facilities support management services	12	2 424	1 223	227	59
8741	Management services	1	(D)	(D)	(D)	AA
8742	Management consulting services	2	(D)	(D)	(D)	AA
8743	Public relations services	5	599	286	39	28
8748	Business consulting services, n.e.c.	4	(D)	(D)	(D)	AA
	Salem, OR PMSA					
	Total	299	411 186	168 090	40 498	8 631
7032, 704	Camps and membership lodging	5	(D)	(D)	(D)	BB
792, 7991 pt., 7997, 7999 pt., 84	Selected amusement, recreation, and related services	17	3 346	1 183	280	132
8011 pt.; 8021 pt.; 805, 6, 8, 9	Selected health services	21	247 281	127 698	30 937	4 669
8111 pt.	Legal aid societies and similar legal services	2	(D)	(D)	(D)	BB
823, 4, 9	Selected educational services	5	562	217	57	14
83	Social services	146	120 800	25 816	6 132	2 802
835	Child day care services	24	2 761	1 822	469	222
832, 3, 6, 9	Other social services	122	118 039	23 994	5 663	2 580
861, 2, 4, 9	Selected membership organizations	99	35 904	12 008	2 837	899
873. 4 ex. 8744	Research, testing, and consulting services, except facilities support management services	4	(D)	(D)	(D)	AA

Table 8a. Summary Statistics for Firms Subject to Federal Income Tax for the Area Outside Metropolitan Areas: 1992

[Includes only establishments with payroll. For meaning of abbreviations and symbols, see introductory text. For explanation of terms and comparability of 1987 and 1992 censuses, see appendix A. For definitions of CMSA's, MSA's, and PMSA's, see appendix D]

SIC code	Kind of business or operation	Establishments (number)	Receipts (\$1,000)	Annual payroll (\$1,000)	First-quarter payroll (\$1,000)	Paid employees for pay period including March 12 (number)
	Total	6 022	1 949 733	692 848	157 426	41 849
70 ex. 704	Hotels, rooming houses, camps, and other lodging places (except membership lodging)	562	263 358	62 503	12 795	6 521
7011	Hotels and motels	479	244 375	58 228	12 134	6 191
7011 pt.	Hotels	85	77 256	21 617	4 726	2 011
7011 pt.	Hotels, 25 guestrooms or more	35	70 103	20 288	4 470	1 810
7011 pt.	Hotels, less than 25 guestrooms	50	7 153	1 329	256	201
7011 pt.	Motels, motor hotels, and tourist courts	394	167 119	36 611	7 408	4 180
7011 pt.	Motels, tourist courts	343	129 430	27 279	5 366	3 145
7011 pt.	Motor hotels	51	37 689	9 332	2 042	1 035
702, 3	Other lodging places	83	18 983	4 275	661	330
702	Rooming and boarding houses	5	323	83	21	9
703	Camps and recreational vehicle parks	78	18 660	4 192	640	321

SERVICE INDUSTRIES—GEOGRAPHIC AREA SERIES

OREGON OR-79

Table 8a. Summary Statistics for Firms Subject to Federal Income Tax for the Area Outside Metropolitan Areas: 1992 – Con.

[Includes only establishments with payroll. For meaning of abbreviations and symbols, see introductory text. For explanation of terms and comparability of 1987 and 1992 censuses, see appendix A. For definitions of CMSA's, MSA's, and PMSA's, see appendix D]

SIC code	Kind of business or operation	Establishments (number)	Receipts (\$1,000)	Annual payroll (\$1,000)	First-quarter payroll (\$1,000)	Paid employees for pay period including March 12 (number)
72	Personal services -----	521	78 089	22 771	5 437	2 119
721	Laundry, cleaning, and garment services -----	140	26 104	8 002	1 867	686
7211	Power laundries, family and commercial* -----	6	(D)	(D)	(D)	BB
7213	Linen supply* -----	6	(D)	(D)	(D)	BB
7215	Coin-operated laundries and drycleaning -----	30	2 759	435	115	65
7216	Drycleaning plants, except rug cleaning* -----	46	7 179	2 216	535	229
7217	Carpet and upholstery cleaning -----	32	(D)	(D)	(D)	BB
7218	Industrial launderers* -----	5	(D)	(D)	(D)	CC
7212, 9	Other laundry, cleaning, and garment services* -----	15	1 272	324	70	35
7212	Garment pressing, and agents for laundries and drycleaners -----	5	543	108	26	9
7219	Laundry and garment services, n.e.c.* -----	10	729	216	44	26
722	Photographic studios, portrait -----	43	5 726	1 189	258	120
723, 4	Beauty and barber shops -----	206	19 771	7 422	1 786	798
723	Beauty shops -----	199	(D)	(D)	(D)	FF
724	Barber shops -----	7	(D)	(D)	(D)	AA
725	Shoe repair shops and shoeshine parlors -----	5	411	61	14	6
726	Funeral service and crematories -----	53	18 943	4 335	929	196
729	Miscellaneous personal services -----	74	7 134	1 762	583	313
7291	Tax return preparation services -----	43	3 367	1 053	415	201
7299	Miscellaneous personal services, n.e.c. -----	31	3 767	709	168	112
73	Business services -----	679	247 784	102 362	21 635	6 903
731	Advertising -----	18	5 215	1 986	393	80
7311	Advertising agencies -----	14	(D)	(D)	(D)	BB
7312	Outdoor advertising services -----	1	(D)	(D)	(D)	AA
7313	Radio, television, publishers' advertising representatives -----	2	(D)	(D)	(D)	AA
7319	Advertising, n.e.c. -----	1	(D)	(D)	(D)	AA
732	Consumer credit reporting agencies, mercantile reporting agencies, and adjustment and collection agencies -----	42	10 281	3 743	846	235
7322	Adjustment and collection services -----	36	8 993	3 352	755	203
7323	Credit reporting services -----	6	1 288	391	91	32
733	Mailing, reproduction, commercial art and photography, and stenographic services -----	48	9 303	2 006	478	191
7331	Direct mail advertising services -----	1	(D)	(D)	(D)	AA
7334	Photocopying and duplicating services -----	11	4 923	917	215	79
7335, 6	Commercial photography, art, and graphics -----	23	3 384	837	188	72
7335	Commercial photography -----	10	1 614	260	47	29
7336	Commercial art and graphic design -----	13	1 770	577	141	43
7338	Secretarial and court reporting services -----	13	(D)	(D)	(D)	BB
734	Services to dwellings and other buildings -----	176	17 979	5 769	1 319	738
7342	Disinfecting and pest control services -----	25	3 656	1 111	247	68
7349	Building cleaning and maintenance services, n.e.c. -----	151	14 323	4 658	1 072	670
735	Miscellaneous equipment rental and leasing -----	87	36 812	8 527	1 863	414
7352	Medical equipment rental and leasing -----	11	(D)	(D)	(D)	BB
7353	Heavy construction equipment rental and leasing -----	26	(D)	(D)	(D)	CC
7359	Equipment rental and leasing, n.e.c. -----	50	(D)	(D)	(D)	CC
736	Personnel supply services -----	55	65 020	47 226	9 167	3 340
7361	Employment agencies -----	12	2 403	1 292	282	84
7363	Help supply services -----	43	62 617	45 934	8 885	3 256
7363 pt.	Temporary help supply -----	27	(D)	(D)	(D)	GG
7363 pt.	Help supply, except temporary -----	16	(D)	(D)	(D)	GG
737	Computer programming, data processing, and other computer related services -----	95	65 629	19 513	4 310	615
7371, 2, 3	Computer programming, prepackaged software, and integrated systems -----	63	(D)	(D)	(D)	FF
7371	Computer programming services -----	31	(D)	(D)	(D)	CC
7372	Prepackaged software -----	25	12 954	5 079	1 150	164
7373	Computer integrated systems -----	7	(D)	(D)	(D)	CC
7374, 5, 6	Data processing services -----	15	(D)	(D)	(D)	BB
7374, 5	Computer processing, information retrieval -----	12	(D)	(D)	(D)	BB
7376	Computer facilities management services -----	3	(D)	(D)	(D)	AA
7377, 8, 9	Computer rental and leasing, maintenance, and related services, n.e.c. -----	17	(D)	(D)	(D)	BB
7377	Computer rental and leasing -----	1	(D)	(D)	(D)	AA
7378	Computer maintenance and repair -----	3	(D)	(D)	(D)	AA
7379	Computer related services, n.e.c. -----	13	(D)	(D)	(D)	AA
738	Miscellaneous business services -----	158	37 545	13 592	3 259	1 290
7381, 2	Detective agencies and protective services -----	26	10 540	6 126	1 630	632
7381	Detective, guard, and armored car services -----	23	(D)	(D)	(D)	FF
7382	Security systems services -----	3	(D)	(D)	(D)	BB
7383	News syndicates -----	-	-	-	-	-
7384	Photofinishing laboratories* -----	23	4 516	918	210	79
7389	Business services, n.e.c. -----	109	22 489	6 548	1 419	579
7389 pt.	Sign painting shops -----	6	(D)	(D)	(D)	AA
7389 pt.	Interior designing -----	7	(D)	(D)	(D)	AA
7389 pt.	Telephone answering services -----	10	(D)	(D)	(D)	BB
7389 pt.	Other business services -----	86	18 037	5 209	1 085	475
75	Automotive repair, services, and parking -----	560	149 379	39 021	9 518	2 155
751	Automotive rental and leasing, without drivers -----	27	(D)	(D)	(D)	BB
7513	Truck rental and leasing, without drivers -----	12	(D)	(D)	(D)	BB
7514, 5	Passenger car rental and leasing -----	13	(D)	(D)	(D)	BB
7514	Passenger car rental -----	13	(D)	(D)	(D)	BB
7515	Passenger car leasing -----	-	-	-	-	-
7519	Utility trailer and recreational vehicle rental -----	2	(D)	(D)	(D)	AA
752	Automobile parking -----	-	-	-	-	-

Table 8a. Summary Statistics for Firms Subject to Federal Income Tax for the Area Outside Metropolitan Areas: 1992 — Con.

[Includes only establishments with payroll. For meaning of abbreviations and symbols, see introductory text. For explanation of terms and comparability of 1987 and 1992 censuses, see appendix A. For definitions of CMSA's, MSA's, and PMSA's, see appendix D]

SIC code	Kind of business or operation	Establishments (number)	Receipts (\$1,000)	Annual payroll (\$1,000)	First-quarter payroll (\$1,000)	Paid employees for pay period including March 12 (number)
75	Automotive repair, services, and parking — Con.					
753	Automotive repair shops -----	467	132 046	35 254	8 726	1 776
7532	Top, body, and upholstery repair shops and paint shops -----	120	32 915	8 990	2 129	442
7532 pt.	Top and body repair shops -----	117	(D)	(D)	(D)	EE
7532 pt.	Paint shops -----	3	(D)	(D)	(D)	AA
7538	General automotive repair shops -----	237	56 526	12 946	3 011	723
7538 pt.	General automotive repair shops, except diesel -----	198	41 188	9 733	2 260	550
7538 pt.	Diesel repair shops -----	39	15 338	3 213	751	173
7533, 4, 6, 7, 9	Other automotive repair shops -----	110	42 605	13 318	3 586	611
7533	Automotive exhaust system repair shops -----	21	4 504	1 105	266	62
7534	Tire retreading and repair shops -----	8	17 993	7 790	2 236	265
7536	Automotive glass replacement shops -----	11	3 760	540	166	45
7537	Automotive transmission repair shops -----	26	5 600	1 255	310	73
7539	Automotive repair shops, n.e.c. -----	44	10 748	2 628	608	166
7539 pt.	Radiator repair -----	14	(D)	(D)	(D)	BB
7539 pt.	Brake, front end, and wheel alignment -----	13	(D)	(D)	(D)	BB
7539 pt.	Automotive electrical and fuel system services -----	12	3 465	777	193	64
7539 pt.	Other automotive repair shops, n.e.c. -----	5	(D)	(D)	(D)	AA
754	Automotive services, except repair -----	66	(D)	(D)	(D)	EE
7542	Carwashes -----	28	(D)	(D)	(D)	CC
7549	Automotive services, except repair and carwashes -----	38	7 789	1 896	394	171
76	Miscellaneous repair services -----	274	62 466	15 664	3 737	926
762	Electrical repair shops -----	84	16 949	4 743	1 270	295
7622	Radio and television repair shops -----	30	(D)	(D)	(D)	BB
7623, 9	Other electrical and electronic repair shops -----	54	(D)	(D)	(D)	CC
7623	Refrigeration and air-conditioning service and repair shops -----	8	(D)	(D)	(D)	AA
7629	Electrical and electronic repair shops, n.e.c. -----	46	9 637	2 716	784	193
763	Watch, clock, and jewelry repair -----	3	(D)	(D)	(D)	AA
764	Reupholstery and furniture repair -----	21	(D)	(D)	(D)	BB
769	Miscellaneous repair and related services -----	166	42 834	10 156	2 281	582
7692	Welding repair -----	21	5 842	1 508	362	93
7694	Armature rewinding shops -----	20	8 572	2 267	501	130
7699	Repair shops and related services, n.e.c. -----	125	28 420	6 381	1 418	359
78, 79, 84	Amusement and recreation services, including motion pictures and museums -----	463	142 611	34 466	8 663	4 082
781, 2	Motion picture production, distribution, and services -----	6	(D)	(D)	(D)	BB
783	Motion picture theaters -----	38	(D)	(D)	(D)	EE
7832	Motion picture theaters, except drive-in -----	34	(D)	(D)	(D)	EE
7833	Drive-in motion picture theaters -----	4	(D)	(D)	(D)	AA
784	Video tape rental -----	120	20 303	3 844	875	545
792	Theatrical producers (except motion picture), bands, orchestras, and entertainers -----	7	(D)	(D)	(D)	AA
7922	Theatrical producers (except motion picture) and miscellaneous theatrical services -----	4	(D)	(D)	(D)	AA
7929	Bands, orchestras, actors, and other entertainers and entertainment groups -----	3	(D)	(D)	(D)	AA
793	Bowling centers -----	33	(D)	(D)	(D)	EE
79 ex. 792, 3, 84	Commercial sports and other amusement and recreation services, including museums -----	259	98 266	25 639	6 608	2 887
794	Commercial sports -----	3	(D)	(D)	(D)	AA
7941	Professional sports clubs, managers, promoters -----	2	(D)	(D)	(D)	AA
7948	Racing, including track operation -----	1	(D)	(D)	(D)	AA
79 ex. 792, 3, 4, 84	Other amusement and recreation services, including museums -----	256	(D)	(D)	(D)	HH
791	Dance studios, schools, and halls -----	11	(D)	(D)	(D)	BB
7991	Physical fitness facilities -----	36	8 454	2 666	496	364
7992	Public golf courses -----	26	8 498	2 803	470	187
7993	Coin-operated amusement devices -----	24	5 985	1 213	283	122
7996	Amusement parks -----	2	(D)	(D)	(D)	AA
7997	Membership sports and recreation clubs -----	30	11 303	3 512	681	247
7999, 84	Amusement and recreation services, including museums, n.e.c. -----	127	62 014	15 034	4 607	1 923
7999 pt.	Concession operators of amusement devices and rides -----	5	(D)	(D)	(D)	AA
7999 pt.	Carnivals, circuses, and fairs -----	—	(D)	(D)	(D)	—
7999 pt., 84	Other recreation and amusements, including museums -----	122	(D)	(D)	(D)	GG
80	Health services -----	1 523	678 140	281 071	62 762	12 733
801	Offices and clinics of doctors of medicine -----	639	333 687	147 799	31 199	4 410
8011 pt.	Offices of doctors of medicine -----	618	299 336	131 301	27 150	3 782
8011 pt.	General medical clinics -----	21	34 351	16 498	4 049	628
802	Offices and clinics of dentists -----	409	122 833	44 179	9 744	2 077
803	Offices and clinics of doctors of osteopathy -----	28	(D)	(D)	(D)	BB
804	Offices and clinics of other health practitioners -----	305	54 205	14 327	3 225	907
8041	Offices and clinics of chiropractors -----	126	(D)	(D)	(D)	EE
8042	Offices and clinics of optometrists -----	78	19 013	3 800	873	273
8043	Offices and clinics of podiatrists -----	17	(D)	(D)	(D)	BB
8049	Offices and clinics of health practitioners, n.e.c. -----	84	(D)	(D)	(D)	EE
805	Nursing and personal care facilities -----	50	79 766	40 304	9 534	3 663
8051	Skilled nursing care facilities -----	36	68 512	34 299	7 978	2 824
8052	Intermediate care facilities -----	8	(D)	(D)	(D)	FF
8059	Nursing and personal care facilities, n.e.c. -----	6	(D)	(D)	(D)	AA
806	Hospitals -----	3	(D)	(D)	(D)	FF
8062	General medical and surgical hospitals -----	3	(D)	(D)	(D)	FF
8063, 9	Specialty hospitals -----	—	(D)	(D)	(D)	—

Table 8a. Summary Statistics for Firms Subject to Federal Income Tax for the Area Outside Metropolitan Areas: 1992 — Con.

[Includes only establishments with payroll. For meaning of abbreviations and symbols, see introductory text. For explanation of terms and comparability of 1987 and 1992 censuses, see appendix A. For definitions of CMSA's, MSA's, and PMSA's, see appendix D]

SIC code	Kind of business or operation	Establishments (number)	Receipts (\$1,000)	Annual payroll (\$1,000)	First-quarter payroll (\$1,000)	Paid employees for pay period including March 12 (number)
80	Health services — Con.					
807, 8, 9	Other health services	89	(D)	(D)	(D)	FF
807	Medical and dental laboratories	53	19 054	7 048	1 680	314
8071	Medical laboratories	18	12 222	4 663	1 106	187
8072	Dental laboratories	35	6 832	2 385	574	127
808	Home health care services	17	(D)	(D)	(D)	EE
809	Miscellaneous health and allied services, n.e.c.	19	8 120	2 533	601	111
8092	Kidney dialysis centers	1	(D)	(D)	(D)	AA
8093	Specialty outpatient facilities, n.e.c.	11	(D)	(D)	(D)	BB
8099	Health and allied services, n.e.c.	7	(D)	(D)	(D)	BB
81	Legal services	412	90 926	28 694	6 384	1 311
823, 4, 9	Selected educational services	36	6 378	1 531	376	145
823	Libraries	1	(D)	(D)	(D)	AA
824	Vocational schools	14	2 328	747	176	56
829	Schools and educational services, n.e.c.	21	(D)	(D)	(D)	BB
83	Social services	274	41 275	15 713	3 464	1 397
835	Child day care services	72	4 059	1 697	417	264
832, 3, 6, 9	Other social services	202	37 216	14 016	3 047	1 133
87 ex. 8733	Engineering, accounting, research, management, and related services (except noncommercial research organizations)	681	173 363	82 227	21 063	3 305
871	Engineering, architectural, and surveying services	195	70 354	44 186	11 757	1 326
8711	Engineering services	100	56 540	39 455	10 734	1 066
8712	Architectural services	39	6 780	2 062	487	100
8713	Surveying services	56	7 034	2 669	536	160
872	Accounting, auditing, and bookkeeping services	340	64 875	22 999	5 828	1 409
873 ex. 8733	Research, development, and testing services (except noncommercial research organizations)	34	15 511	7 221	1 510	218
8731	Commercial physical and biological research	19	12 712	6 120	1 334	165
8732	Commercial economic, sociological, and educational research	2	(D)	(D)	(D)	AA
8734	Testing laboratories	13	(D)	(D)	(D)	BB
874	Management and public relations services	112	22 623	7 821	1 968	352
8741	Management services	26	5 947	2 508	760	102
8742	Management consulting services	44	5 953	2 267	459	90
8743	Public relations services	4	(D)	(D)	(D)	AA
8744	Facilities support management services	6	(D)	(D)	(D)	BB
8748	Business consulting services, n.e.c.	32	7 132	1 436	279	65
89	Services, n.e.c.	37	15 964	6 825	1 592	252

Table 8b. Summary Statistics for Firms Exempt From Federal Income Tax for the Area Outside Metropolitan Areas: 1992

[Includes only establishments with payroll. For meaning of abbreviations and symbols, see introductory text. For explanation of terms and comparability of 1987 and 1992 censuses, see appendix A. For definitions of CMSA's, MSA's, and PMSA's, see appendix D]

SIC code	Kind of business or operation	Establishments (number)	Revenue (\$1,000)	Annual payroll (\$1,000)	First-quarter payroll (\$1,000)	Paid employees for pay period including March 12 (number)
	Total	978	839 650	357 134	86 119	19 731
7032, 704	Camps and membership lodging	49	(D)	(D)	(D)	CC
792, 7991 pt., 7997, 7999 pt., 84	Selected amusement, recreation, and related services	62	(D)	(D)	(D)	FF
8011 pt.; 8021 pt.; 805, 6, 8, 9	Selected health services	89	(D)	(D)	(D)	JJ
8011 pt., 8021 pt. 805	Clinics of doctors of medicine and dentists	12	(D)	(D)	(D)	CC
	Nursing and personal care facilities	17	(D)	(D)	(D)	GG
806	Hospitals	35	571 838	250 703	61 262	10 338
8062	General medical and surgical hospitals	33	(D)	(D)	(D)	JJ
8063, 9	Specialty hospitals	2	(D)	(D)	(D)	CC
808, 9	Other health services	25	(D)	(D)	(D)	EE
8111 pt.	Legal aid societies and similar legal services	16	(D)	(D)	(D)	CC
823, 4, 9	Selected educational services	16	(D)	(D)	(D)	BB
83	Social services	368	96 117	46 043	10 893	4 299
835	Child day care services	81	7 367	3 882	933	478
832, 3, 6, 9	Other social services	287	88 750	42 161	9 960	3 821
832	Individual and family social services	132	25 763	12 908	3 128	1 043
833	Job training and vocational rehabilitation services	36	19 035	9 662	2 276	1 230
836	Residential care	63	23 390	13 699	3 273	1 103
839	Social services, n.e.c.	56	20 562	5 892	1 283	445

Table 8b. Summary Statistics for Firms Exempt From Federal Income Tax for the Area Outside Metropolitan Areas: 1992 — Con.

[Includes only establishments with payroll. For meaning of abbreviations and symbols, see introductory text. For explanation of terms and comparability of 1987 and 1992 censuses, see appendix A. For definitions of CMSA's, MSA's, and PMSA's, see appendix D]

SIC code	Kind of business or operation	Establishments (number)	Revenue (\$1,000)	Annual payroll (\$1,000)	First-quarter payroll (\$1,000)	Paid employees for pay period including March 12 (number)
861, 2, 4, 9	Selected membership organizations -----	359	82 126	23 340	5 083	2 500
861	Business associations -----	70	10 184	2 580	595	190
864	Civic, social, and fraternal associations -----	222	56 609	15 887	3 330	1 911
862, 9	Other membership organizations -----	67	15 333	4 873	1 158	399
873, 4 ex. 8744	Research, testing, and consulting services, except facilities support management services -----	19	(D)	(D)	(D)	CC
873	Research, development, and testing services -----	12	(D)	(D)	(D)	BB
874 ex. 8744	Management and public relations services, except facilities support management services -----	7	(D)	(D)	(D)	BB

Table 9. Places With 2,500 Inhabitants or More Ranked by Volume of Receipts of Firms Subject to Federal Income Tax: 1992

[Includes only establishments with payroll. For meaning of abbreviations and symbols, see introductory text. For explanation of terms and comparability of 1987 and 1992 censuses, see appendix A. For information on geographic areas followed by ▲, see appendix F]

Geographic area	Receipts		Cumulative receipts		Geographic area	Receipts		Cumulative receipts	
	Rank ¹	Amount (\$1,000)	Amount (\$1,000)	Percent of State total		Rank ¹	Amount (\$1,000)	Amount (\$1,000)	Percent of State total
Oregon -----	(X)	10 663 229	10 663 229	100.0	Oregon—Con.				
Portland ▲-----	1	3 690 297	3 690 297	34.6	Canby -----	41	21 677	8 520 266	79.9
Eugene -----	2	724 103	4 414 400	41.4	Dallas -----	42	21 535	8 541 801	80.1
Salem ▲-----	3	531 613	4 946 013	46.4	Florence -----	43	21 079	8 562 880	80.3
Beaverton -----	4	442 867	5 388 880	50.5	Woodburn -----	44	21 078	8 583 958	80.5
Medford -----	5	295 529	5 684 409	53.3	Central Point -----	45	20 899	8 604 857	80.7
Tigard -----	6	255 457	5 939 866	55.7	Baker City -----	46	18 940	8 623 797	80.9
Bend -----	7	231 692	6 171 558	57.9	Tillamook -----	47	18 144	8 641 941	81.0
Corvallis -----	8	206 969	6 378 527	59.8	Brookings -----	48	18 129	8 660 070	81.2
Lake Oswego ▲-----	9	203 815	6 582 342	61.7	Cottage Grove -----	49	18 106	8 678 176	81.4
Roseburg -----	10	145 107	6 727 449	63.1	Gladstone -----	50	18 103	8 696 279	81.6
Gresham -----	11	140 011	6 867 460	64.4	Silverton -----	51	14 454	8 710 733	81.7
Hillsboro -----	12	139 047	7 006 507	65.7	St. Helens -----	52	14 221	8 724 954	81.8
Springfield -----	13	122 399	7 128 906	66.9	Stayton -----	53	12 433	8 737 387	81.9
Grants Pass -----	14	120 038	7 248 944	68.0	Sandy -----	54	12 064	8 749 451	82.1
Albany ▲-----	15	111 569	7 360 513	69.0	Troutdale -----	55	11 745	8 761 196	82.2
McMinnville -----	16	86 706	7 447 219	69.8	Keizer -----	56	11 724	8 772 920	82.3
Tualatin ▲-----	17	82 839	7 530 058	70.6	Independence -----	57	11 316	8 784 236	82.4
Klamath Falls -----	18	80 798	7 610 856	71.4	Reedsport -----	58	10 285	8 794 521	82.5
Oregon City -----	19	80 215	7 691 071	72.1	Molalla -----	59	9 018	8 803 539	82.6
Coos Bay -----	20	76 204	7 767 275	72.8	Burns -----	60	8 291	8 811 830	82.6
Milwaukie ▲-----	21	71 783	7 839 058	73.5	Milton-Freewater -----	61	7 596	8 819 426	82.7
Pendleton -----	22	54 904	7 893 962	74.0	Myrtle Creek -----	62	7 335	8 826 761	82.8
Ashland -----	23	51 065	7 945 027	74.5	Junction City -----	63	7 022	8 833 783	82.8
Wilsonville ▲-----	24	50 950	7 995 977	75.0	Sutherlin -----	64	6 119	8 839 902	82.9
Newport -----	25	50 779	8 046 756	75.5	Lakeview -----	65	5 990	8 845 892	83.0
Ontario -----	26	40 785	8 087 541	75.8	Coquille -----	66	5 808	8 851 700	83.0
Astoria -----	27	37 535	8 125 076	76.2	Sherwood -----	67	5 802	8 857 502	83.1
La Grande -----	28	37 314	8 162 390	76.5	Cornelius -----	68	5 676	8 863 178	83.1
City of the Dalles -----	29	36 505	8 198 895	76.9	Sweet Home -----	69	5 594	8 868 772	83.2
Prineville -----	30	30 615	8 229 510	77.2	Warrenton -----	70	5 550	8 874 322	83.2
Lincoln City -----	31	30 531	8 260 041	77.5	Mount Angel -----	71	4 751	8 879 073	83.3
North Bend -----	32	30 274	8 290 315	77.7	Scappoose -----	72	4 112	8 883 185	83.3
Forest Grove -----	33	30 027	8 320 342	78.0	Philomath -----	73	4 084	8 887 269	83.3
Newberg -----	34	27 124	8 347 466	78.3	Monmouth -----	74	3 559	8 890 828	83.4
Hermiston -----	35	27 040	8 374 506	78.5	Myrtle Point -----	75	3 486	8 894 314	83.4
Lebanon -----	36	26 506	8 401 012	78.8	Eagle Point -----	76	2 928	8 897 242	83.4
Redmond -----	37	24 782	8 425 794	79.0	Umatilla -----	77	2 752	8 899 994	83.5
Seaside -----	38	24 443	8 450 237	79.2	Sheridan -----	78	2 613	8 902 607	83.5
Hood River -----	39	24 206	8 474 443	79.5	Talent -----	79	2 387	8 904 994	83.5
West Linn -----	40	24 146	8 498 589	79.7	Oakridge -----	80	2 297	8 907 291	83.5
					Toledo -----	81	2 159	8 909 450	83.6
					Madras -----	82	1 950	8 911 400	83.6
					Winston -----	83	1 662	8 913 062	83.6
					Nyssa -----	84	1 283	8 914 345	83.6
					Phoenix -----	85	1 070	8 915 415	83.6
					Veneta -----	86	211	8 915 626	83.6
					Wood Village -----	(X)	(D)	(X)	(X)

¹Places with suppressed receipts (if applicable) are listed at end of table rather than by rank to avoid disclosing data for individual companies.

Table 10. Counties Ranked by Volume of Receipts of Firms Subject to Federal Income Tax: 1992

[Includes only establishments with payroll. For meaning of abbreviations and symbols, see introductory text. For explanation of terms and comparability of 1987 and 1992 censuses, see appendix A. For information on geographic areas followed by ▲, see appendix F]

Geographic area	Receipts		Cumulative receipts		Geographic area	Receipts		Cumulative receipts	
	Rank ¹	Amount (\$1,000)	Amount (\$1,000)	Percent of State total		Rank ¹	Amount (\$1,000)	Amount (\$1,000)	Percent of State total
Oregon -----	(X)	10 663 229	10 663 229	100.0	Oregon—Con.				
Multnomah -----	1	4 092 270	4 092 270	38.4	Hood River -----	19	49 122	10 319 474	96.8
Washington -----	2	1 583 350	5 675 620	53.2	Malheur -----	20	47 381	10 366 855	97.2
Lane -----	3	953 595	6 629 215	62.2	Union -----	21	41 076	10 407 931	97.6
Clackamas -----	4	763 436	7 392 651	69.3	Columbia -----	22	39 932	10 447 863	98.0
Marion -----	5	683 784	8 076 435	75.7	Wasco -----	23	39 739	10 487 602	98.4
Jackson -----	6	414 033	8 490 468	79.6	Tillamook -----	24	36 449	10 524 051	98.7
Deschutes -----	7	335 790	8 826 258	82.8	Curry -----	25	35 350	10 559 401	99.0
Benton -----	8	231 014	9 057 272	84.9	Crook -----	26	31 325	10 590 726	99.3
Douglas -----	9	194 777	9 252 049	86.8	Baker -----	27	23 315	10 614 041	99.5
Linn -----	10	148 172	9 400 221	88.2	Jefferson -----	28	10 662	10 624 703	99.6
Josephine -----	11	140 822	9 541 043	89.5	Wallowa -----	29	8 864	10 633 567	99.7
Coos -----	12	134 550	9 675 593	90.7	Harney -----	30	8 837	10 642 404	99.8
Yamhill -----	13	131 754	9 807 347	92.0	Grant -----	31	8 660	10 651 064	99.9
Lincoln -----	14	118 443	9 925 790	93.1	Lake -----	32	6 641	10 657 705	99.9
Klamath -----	15	108 989	10 034 779	94.1	Morrow -----	33	3 306	10 661 011	100.0
Umatilla -----	16	102 307	10 137 086	95.1	Sherman -----	34	1 349	10 662 360	100.0
Clatsop -----	17	81 924	10 219 010	95.8	Gilliam -----	(X)	(D)	(X)	(X)
Polk -----	18	51 342	10 270 352	96.3	Wheeler -----	(X)	(D)	(X)	(X)

¹Counties with suppressed receipts (if applicable) are listed at end of table rather than by rank to avoid disclosing data for individual companies.

Appendix A.

General Explanation

CENSUS COVERAGE AND METHODOLOGY

Structure and method of enumeration. Firms in the 1992 Census of Service Industries were divided into the nonmail universe and mail universe. The coverage and the method of obtaining census information from each follow:

1. The nonmail universe consisted of firms which were not required to file a regular census return and included:

- a. All taxable nonemployers, i.e., all firms subject to Federal income tax with no paid employees during 1992. Receipts information for these firms was obtained from administrative records of other Federal agencies. Although consisting of many firms, nonemployers accounted for less than 10 percent of total receipts of all establishments covered in the census.

The census included only those service nonemployer firms which reported a receipts volume of \$1,000 or more during 1992. Establishments exempt from Federal income tax with no paid employees were excluded as in previous censuses.

Data for nonemployers are not included in this report but are provided in a subsequent Non-employer Statistics report (SC92-N-1).

- b. Selected small employers, i.e., single-establishment firms with payroll below a specified cutoff. (The term "employers" refers to firms with one or more paid employees at any time during 1992 as shown in the active administrative records of other Federal agencies.) Although the payroll cutoff varied by kind of business, small employers generally included firms with less than 10 employees and represented about 10 percent of total receipts of establishments covered in the census.

Data on receipts, payroll, and employment for employer firms below the payroll cutoff were derived or estimated from administrative records of other Federal agencies, except for a sample of small employer firms in classifications for which specialized data requirements precluded reliance solely on administrative records sources. This sample was included in the mail universe.

2. The mail universe consisted of firms for which information was obtained by means of a mail canvass and included:

- a. Large employers, i.e., all multiestablishment firms, and all employer firms above the payroll size cutoff referred to in section 1b. Within this category, a report of company organization was conducted periodically to identify establishment locations of firms which operated at more than one location and to obtain information on payroll and mid-March employment at each location. The 1991 Report of Company Organization was used as a coverage check in the census. In the 1992 census, all multi-establishment firms were asked to notify the Census Bureau of any establishments for which a form was not received. Report forms were subsequently provided to the firms for these establishments.
- b. A sample of small employer firms in classifications for which specialized data precluded reliance solely on administrative records sources. These firms were sent the census mailing packages containing the appropriate 1992 questionnaire.

Method of classifying kinds of business. The service industries classifications for all establishments were based on the *Standard Industrial Classification Manual: 1987*¹ (SIC). However, the method of assigning these classifications, and the level of detail at which establishments were classified, differed between the nonmail and mail universes as follows:

1. The nonmail universe

- a. Nonemployers were classified on the basis of information obtained from administrative records of other Federal agencies.
- b. Selected small employers were classified on the basis of the most current census kind-of-business classification available from one of the Census Bureau's current sample surveys or the 1987 census. Otherwise, the classification was obtained from administrative records of other Federal agencies.

If the census or administrative record classifications proved inadequate (none corresponded to a 1992 census classification in the detail required for

¹*Standard Industrial Classification Manual: 1987.* For sale by Superintendent of Documents, U.S. Government Printing Office, Washington, DC 20402. Stock No. 041-001-00314-2.

employers), the firm was sent a brief inquiry requesting information necessary to assign a 1992 census kind-of-business code.

- Establishments in the mail universe were classified on the basis of their self-designation, answers to questions on receipts by type of service provided, and other special inquiries.

Method of assigning tax status. For kind-of-business classifications² where there were substantial numbers of taxable and tax-exempt establishments, establishments were classified based on the Federal income tax filing requirement for the establishment or organization. This classification was based primarily on the response to an inquiry on the census questionnaire. Establishments that indicated that all or part of their income was exempt from Federal income tax under provisions of section 501 of the IRS code were classified as tax-exempt; establishments indicating no such exemption were classified as taxable. All government-operated hospitals were classified as tax-exempt. For establishments in the nonmail universe, the tax status classification was based upon the type of tax return filed by the firm or organization.

For selected kind-of-business classifications³ comprised primarily of tax-exempt establishments, all establishments in those classifications were defined as tax-exempt. All establishments in the remaining kind-of-business classifications (comprised primarily of taxable establishments) were defined as taxable.

COMPARABILITY OF THE 1987 AND 1992 CENSUSES

The 1987 and 1992 censuses were conducted under similar conditions and procedures except for the following:

Geographic areas. The boundaries of a number of areas for which data are shown in the 1992 census are not the same as in the 1987 census because of annexations; other boundary changes; and redefinitions of metropolitan statistical areas (MSA's), primary metropolitan statistical areas (PMSA's), and consolidated metropolitan statistical areas (CMSA's).⁴ In addition, data for consolidated cities are included in the 1992 census.

Data for special economic urban areas (SEUA's) with 10,000 inhabitants or more in Michigan, Minnesota, New York, and Wisconsin qualified for publication in the 1992 census. This included townships in Michigan and Minnesota and towns in New York and Wisconsin. However, Minnesota did not have any townships that met the population criteria.

²SIC's 7032, 792, 7991 pt., 7997, 7999 pt., 8011 pt., 8021 pt., 805, 806, 808, 809, 82, 83, 84 pt., 873 ex. 8733, 874 ex. 8744.

³SIC's 7041, 8111 pt., 84 pt., 86, 8733.

⁴Newly defined metropolitan areas (MA's) were announced by the Office of Management and Budget (OMB) effective June 30, 1993.

Nonemployer firms. In 1987, data for nonemployer firms were published for the United States, States, metropolitan areas, counties, and places in four regional reports in the Nonemployer Statistics Series (SC87-N-1 to -4).

For 1992, data for nonemployers by kind of business are presented in one *Nonemployer Statistics* report (SC92-N-1) for the United States, States, and metropolitan areas. Nonemployer data for counties and places are available on compact disc-read only memory (CD-ROM).

Employment. In 1987, employment data withheld to avoid disclosing data for individual companies were represented with the symbol "(D)." In 1992, withheld employment data are represented with symbols that denote employment size ranges. These symbols are defined in the introductory text.

Sources of receipts/revenue. In 1987, data on sources of receipts/revenue for selected industries were published with other industry-specific data in the *Miscellaneous Subjects* report (SC87-S-4) of the Subject Series. In 1992, sources of receipts/revenue data are presented separately in the *Sources of Receipts or Revenue* report (SC92-S-4) of the Subject Series.

Legal form of organization. In 1987, data on the number of individual proprietorships/partnerships were published in the Geographic Area Series. In 1992, individual proprietorship/partnership data are published in the *Establishment and Firm Size* report (SC87-S-1) and in the *Nonemployer Statistics* report (SC87-N-1).

EXPLANATION OF TERMS

Establishments. An establishment is a single physical location at which business is conducted. It is not necessarily identical with a company or enterprise, which may consist of one establishment or more. Statistics for service industries represent a summary of reports for individual establishments rather than companies. For cases where a census report was received, separate information was obtained for each location where business was conducted. When administrative records of other Federal agencies were used instead of a census report, no information was available on the number of locations operated. Estimates of this number were derived from a sample and are provided in the service industries report, *Miscellaneous Subjects* (SC92-S-5). Each census report was tabulated according to the physical location at which the business was conducted. The count of establishments represents those in business at any time during 1992. Appendix G provides a comparison of the number of establishments active any time during the year versus the number in business at the end of the year.

When two activities or more were carried on at a single location under a single ownership, all activities generally were grouped together as a single establishment. The

entire establishment was classified on the basis of its major activity and all data for it were included in that classification. However, when distinct and separate economic activities (for which different industry classification codes were appropriate) were conducted at a single location under a single ownership, and when conditions prescribed by the SIC manual for recognizing the existence of more than one establishment were met, separate establishment reports for each of the different activities were obtained in the census.

Leased service departments (separately owned businesses operated as departments or concessions of other service establishments or of retail businesses, such as a separately owned shoeshine parlor in a barber shop, or a beauty shop in a department store) are treated as separate service establishments for census purposes. Leased retail departments located in service establishments (e.g., a gift shop located in a hotel) are considered separate retail establishments.

Firms. A firm is a business organization or entity consisting of one domestic establishment (location) or more under common ownership or control. All establishments of subsidiary firms are included as part of the controlling firm. For the economic census, the terms "firm" and "company" are synonymous.

Receipts (Basic dollar volume measure for service establishments of firms subject to Federal income tax). Includes receipts from customers or clients for services rendered, from the use of facilities, and from merchandise sold during 1992 whether or not payment was received in 1992, except for health practitioners and legal, architectural, engineering, and surveying services, which reported on a cash basis (payments received in 1992 regardless of when services were rendered). Excise taxes on gasoline, liquor, tobacco, etc., which are paid by the manufacturer or wholesaler and passed on in the cost of goods purchased by the service establishment, are also included. Receipts from leasing of vehicles, equipment, etc., marketed under operating leases are included in receipts figures as well as the fair sales value of merchandise marketed in 1992 under capital, finance, or "full payout" leases. Receipts also include the total value of service contracts, amounts received for work subcontracted to others, and dues and assessments from members and affiliates.

Receipts are net after deductions for refunds and allowances for merchandise returned by customers. Receipts do not include sales, occupancy, admissions, or other taxes collected from customers and remitted directly by the firm to a local, State, or Federal tax agency, nor do they include income from such sources as contributions, gifts, and grants; dividends, interest, and investments; or sale or rental of real estate. Also excluded are rents from and receipts (gross as well as the establishment's share) of departments and concessions which are operated by others; sales of used equipment rented or leased to

customers; commissions from vending machine operators; and other nonoperating income such as royalties, franchise fees, etc.

Receipts in this report do not include service receipts of manufacturers, wholesalers, retail establishments, or other businesses whose primary activity is other than service. They do, however, include receipts other than from services rendered (e.g., sale of merchandise to individuals or other businesses) by establishments primarily engaged in performing services and classified in the service industries.

Revenue (Basic dollar volume measure for firms exempt from Federal income tax). Includes revenue from customers or clients for services rendered and merchandise sold during 1992, whether or not payment was received in 1992. Also included are income from interest, dividends, gross contributions, gifts, grants (whether or not restricted for use in operations), rents, royalties, dues and assessments from members and affiliates, and receipts from fundraising activities. Receipts from taxable business activities of firms exempt from Federal income tax (Unrelated Business Income) are also included in revenue.

Revenue does not include sales, admissions, or other taxes collected by the organization from customers or clients and paid directly to a local, State, or Federal tax agency; income from the sale of real estate, investments, or other assets (except inventory held for resale); gross receipts of departments, concessions, etc., that are operated by others; and amounts transferred to operating funds from capital or reserve funds.

Expenses. Expenses include payroll, employee benefits, interest, rent, payroll taxes, cost of supplies used for operation, depreciation expenses, fundraising expenses, contracted or purchased services, and other expenses charged to operations during 1992.

Expenses in this report exclude outlays for the purchase of real estate; construction and all other capital improvements; funds invested; assessments or dues paid to the parent or other chapters of the same organization; and, for fundraising organizations, funds transferred to charities and other organizations.

Annual payroll. Payroll includes all forms of compensation, such as salaries, wages, commissions, bonuses, vacation allowances, sick-leave pay, employee contributions to qualified pension plans, and the value of payments in kind (e.g., free meals and lodgings) paid during the year to all employees. Tips and gratuities received by employees from patrons and reported to employers are included. For corporations, payroll includes amounts paid to officers and executives; for unincorporated businesses, it does not include profit or other compensation of proprietors or partners. Payroll is reported before deductions for social security, income tax, insurance, union dues, etc. This definition of payroll is the same as that used by the Internal Revenue Service (IRS) on form 941.

First-quarter payroll. This item consists of payroll, as defined above, paid to persons employed at any time during the quarter January to March 1992.

Paid employees for pay period including March 12. Paid employees consist of the full- and part-time employees, including salaried officers and executives of corporations, who were on the payroll during the pay period including March 12. Included are employees on paid sick leave, paid holidays, and paid vacations; not included are proprietors and partners of unincorporated businesses. The definition of paid employees is the same as that used on IRS form 941.

Auxiliary establishments. Each company included in this census was asked to identify and separately report auxiliary locations whose primary functions were to manage, administer, service, or support the activities of the other establishments of the company. Data presented in this report do not include auxiliary establishments. Data for auxiliaries are presented in a subsequent report issued as part of the *1992 Enterprise Statistics* reports.

KIND-OF-BUSINESS CLASSIFICATIONS

Services, as defined in Division I of the 1987 Standard Industrial Classification (SIC) manual, includes establishments primarily engaged in rendering a wide variety of services to individuals, business and government establishments, and other organizations.

Establishments covered by the census were assigned kind-of-business classifications according to the industry classifications defined in the 1987 SIC manual. When a more detailed classification than defined in the SIC manual was needed, additional kinds of business were identified within an SIC industry.

The basis for a kind-of-business classification is described above in Method of Classifying Kinds of Business. Descriptions of those kinds of business for which data are provided in this report follow.

Hotels, Rooming Houses, Camps, and Other Lodging Places (SIC Major Group 70)

This group includes establishments engaged in providing lodging, or lodging and meals, and camping facilities. Hotels which provide accommodations for permanent residents (e.g., apartment hotels) and residential mobile home parks are classified in Real Estate, Major Group 65.

Hotels and motels (SIC 7011). Commercial establishments, known to the public as hotels, motor hotels, motels, or tourist courts, primarily engaged in providing lodging, or lodging and meals.

For large geographic areas, data are presented for the following subdivisions of this classification:

1. Hotels, 25 guestrooms or more.
2. Hotels, less than 25 guestrooms.
3. Motels, tourist courts.
4. Motor hotels.

The classification of individual establishments into hotels, motor hotels, and motels and tourist courts was based primarily on the respondents' self-designation.

Rooming and boarding houses (SIC 702). Establishments renting rooms, with or without board, on a fee basis. Homes for the elderly, for children, and for the handicapped that provide additional services, other than nursing care, are classified in Industry 8361, and homes that provide nursing and/or health-related care are classified in Industry Group 805. Rooming and boarding houses operated by membership organizations for their members only are classified in Industry 7041.

Sporting and recreational camps (SIC 7032). Sporting and recreational camps providing lodging and meals, or lodging only. Included are children's camps, fishing camps, hunting camps, and dude ranches. Day camps and sports instructional camps, such as baseball, basketball, or football camps, are classified in Industry 7999.

Recreational vehicle parks and campsites (SIC 7033). Establishments providing overnight or short-term sites for recreational vehicles, trailers, campers, or tents. Residential trailer and mobile home parks are classified in Real Estate, Major Group 65.

Organization hotels and lodging houses, on membership basis (SIC 704). Lodging houses and hotels operated by membership organizations for the benefit of their members and guests, and not open to the general public. Hotels operated by such organizations but open to the public are classified in Industry 7011. Residential homes for the elderly and others in need of residential, social, and personal care are classified in Industry 8361.

Personal Services (SIC Major Group 72)

This group includes establishments primarily engaged in providing services generally to individuals, such as barber and beauty shops, drycleaning plants, laundries, and photographic studios. For establishments classified in Industry Group 721, collecting and distributing units (branch outlets, pickup stations, terminals, or depots) owned and operated by a firm which does its own laundry work are not classified as separate establishments. Data for these units are merged with data for the plant where the work is done.

Power laundries, family and commercial (SIC 7211).

Establishments primarily engaged in operating mechanical laundries with steam or other power. Excluded are establishments which have power laundry equipment but which are primarily engaged in a specialty, such as industrial laundering, linen rental, or diaper service. These establishments are classified in other categories within Industry Group 721. Independently owned agencies for laundry plants are classified in Industry 7212. Laundries using small power equipment of household type are classified in Industry 7219.

Garment pressing, and agents for laundries and dry-cleaners (SIC 7212).

Establishments primarily engaged in providing laundry and drycleaning services but which have the laundry and/or drycleaning work done by others. Establishments in this industry may do their own pressing or finishing work. Independently owned collecting and distributing agencies serving drycleaning plants or power laundries are included in this classification.

Linen supply (SIC 7213).

Establishments primarily engaged in supplying, on a rental basis, such laundered items as uniforms, aprons, table covers, bed linens, and towels. Establishments included in this classification may or may not operate their own laundry facilities.

Coin-operated laundries and drycleaning (SIC 7215).

Establishments primarily engaged in the operation of coin-operated or similar self-service laundry and/or drycleaning equipment. Included are establishments known as laundromats, launderettes, self-service drycleaners, etc. Establishments which operate such machinery in apartment houses, dormitories, and similar locations are included. Establishments which rent such machinery (e.g., to apartment houses) are classified in Industry 7359.

For large geographic areas, data are presented for the following subdivisions of this classification:

1. Coin-operated laundries and drycleaning stores.
2. Coin-operated laundry routes.

Drycleaning plants, except rug cleaning (SIC 7216).

Establishments primarily engaged in drycleaning or dyeing apparel and household fabrics other than rugs. Establishments primarily engaged in cleaning rugs are classified in Industry 7217. Independently owned agencies for cleaning plants are classified in Industry 7212. Establishments known as "tailor shops" or "cleaners" are included in this classification only if they do their own cleaning. Establishments primarily engaged in dyeing fabrics for the trade are classified in Manufacturing, Major Group 22.

Carpet and upholstery cleaning (SIC 7217).

Establishments primarily engaged in cleaning carpets and upholstered furniture. Establishments primarily engaged in rug repair are classified in Industry 7699, those primarily

engaged in reupholstering and repairing furniture are classified in Industry 7641, and those primarily engaged in building cleaning are classified in Industry 7349.

Industrial launderers (SIC 7218).

Establishments primarily engaged in supplying laundered or drycleaned work uniforms, wiping towels, protective apparel (gloves, flame resistant clothing, etc.), dust control items (treated mats or rugs, mops, cloths, etc.), and similar items to industrial, commercial, and government users. These items may belong to the industrial launderers and be supplied to users on a rental basis, or they may belong to the customers. Establishments included in this industry may or may not operate their own laundry or drycleaning facilities.

Laundry and garment services, n.e.c. (SIC 7219).

Establishments primarily engaged in furnishing other laundry services, including repair, alteration, and storage of clothes for individuals; diaper service; and hand laundries. Custom tailors, dressmakers, and fur shops making fur apparel to custom order are classified in Retail Trade.

Photographic studios, portrait (SIC 722).

Establishments primarily engaged in still or video portrait photography for the general public. Included in this classification are school, home, and transient portrait photographers. Establishments primarily engaged in commercial photography are classified in Industry 7335; those primarily engaged in video tape production other than portrait are classified in Industry 7812; and those primarily engaged in film developing and/or print processing for the trade or for the general public are classified in Industry 7384.

Beauty shops (SIC 723).

Establishments primarily engaged in providing beauty services or both beauty and barber services. Beauty and cosmetology schools are also included. Beauty shop concessions (owned and operated by concessionaires) in hotels, department stores, etc., are classified in this industry and treated as separate establishments. However, beauty shops owned by and operated as part of other businesses (e.g., hotels, department stores) are considered part of the main establishment.

Barber shops (SIC 724).

Establishments primarily engaged in providing barber and men's hair styling services. Barber colleges are also included. Barber shop concessions (owned and operated by concessionaires) in hotels, department stores, etc., are classified in this industry and treated as separate establishments. However, barber shops owned by and operated as part of other businesses (e.g., hotels, department stores) are considered part of the main establishment.

Shoe repair shops and shoeshine parlors (SIC 725).

Establishments primarily engaged in repairing footwear or shining shoes. Also included are establishments engaged in cleaning and blocking hats. Shoe repair and shoeshine departments (owned and operated by concessionaires) in

hotels, department stores, etc., are classified in this industry and treated as separate establishments. However, shoe repair shops and shoeshine parlors owned and operated as part of other businesses (e.g., hotels, department stores) are considered part of the main establishment.

Funeral service and crematories (SIC 726). Establishments primarily engaged in preparing the dead for burial, conducting funerals, and cremating the dead. Receipts include sales of funeral merchandise, such as caskets and burial clothing, and other services provided directly by the establishments. Also included in the receipts are reimbursements for cash advances made to other establishments for funeral-related merchandise sales and services, such as flowers. Cemeteries, and crematories operated in conjunction with cemeteries, are classified in Real Estate, Industry 6553; crematories and burial services for pets are classified in Agriculture, Industry 0752.

Tax return preparation services (SIC 7291). Establishments primarily engaged in providing tax return preparation services without also providing accounting, auditing, or bookkeeping services. Establishments providing tax return preparation services which also provide accounting, auditing, or bookkeeping services are classified in Industry 8721. Tax return preparation services (owned and operated by concessionaires) in department stores, etc., are classified in this industry and treated as separate establishments. However, tax return preparation services owned and operated as part of other businesses are considered part of the main establishment.

Miscellaneous personal services, n.e.c. (SIC 7299). Establishments primarily engaged in providing personal services, not elsewhere classified, such as saunas; steam and Turkish baths; costume and formal wear rental; operation of coin-operated personal service machines, such as weighing machines, public lockers (except cold storage), pay toilets, etc.; checkroom concessions; dating service; diet or weight reducing workshops; and tanning salons. Establishments operating coin-operated amusement machines, such as pinball machines and juke boxes, are classified in Industry 7993. The operation of physical fitness facilities, including health fitness spas and reducing salons, is classified in Major Group 70 if lodging is also provided and in Industry 7991 if lodging is not provided.

For large geographic areas, data are presented for the following subdivisions of this classification:

1. Massage parlors, tanning salons, and saunas.
2. Diet and weight reducing services.
3. Formal wear rental.
4. Other personal services, n.e.c.

Business Services (SIC Major Group 73)

This group includes establishments primarily engaged in providing services, not elsewhere classified, to business establishments on a contract or fee basis.

Advertising agencies (SIC 7311). Establishments primarily engaged in preparing advertising (writing copy, artwork, graphics, and other creative work) and placing such advertising in periodicals, newspapers, radio, television, or other advertising media for clients on a contract or fee basis. Establishments which place advertising with media but perform no creative services (media buying services) are classified in Industry 7319. Establishments which write advertising copy but do not place the advertising with media are classified in Industry 8999. Establishments which provide commercial art, graphics, or other creative advertising services but do not place the advertising with media are classified in Industry Group 733. Establishments which solicit advertising for nonaffiliated radio, television, newspapers, or magazines are classified in Industry 7313.

Outdoor advertising services (SIC 7312). Establishments primarily engaged in the preparation of poster displays and painted and electric displays on billboards, panels, bulletins, and frames, principally outdoors. Such establishments may (as incidental services) construct, repair, and maintain display boards and may post advertisements. Sign painting shops are classified in Industry 7389. Shops which make neon signs to order are classified in Manufacturing. Establishments primarily engaged in erecting signs are classified in Construction.

Radio, television, and publishers' advertising representatives (SIC 7313). Establishments primarily engaged in soliciting advertising on a contract or fee basis for (nonaffiliated) newspapers, magazines, and other publications, or for radio and television stations. Advertising sales offices operated by the media are classified as auxiliaries.

For large geographic areas, data are presented for the following subdivisions of this classification:

1. Radio and television advertising representatives.
2. Publishers' advertising representatives.

Advertising, n.e.c. (SIC 7319). Establishments primarily engaged in furnishing advertising services, not elsewhere classified, such as handbill distribution, distribution of samples, and transit advertising. Establishments which provide commercial art, graphics, or other creative advertising services but do not place the advertising with the media, are classified in Industry Group 733. Establishments primarily engaged in direct mail advertising, compiling and selling mailing lists, and related services are classified in Industry 7331.

Adjustment and collection services (SIC 7322). Establishments primarily engaged in the collection or adjustment of claims other than insurance. Establishments providing insurance adjustment services are classified in Insurance, Major Group 64. Establishments providing debt counseling or adjustment services for individuals are classified in Industry 7299. Centralized charge services are classified in Finance, Major Group 61.

Credit reporting services (SIC 7323). Establishments primarily engaged in providing mercantile and consumer credit reporting services. Establishments primarily engaged in conducting personal investigations (background) and preparing reports for insurance companies and other business firms are classified in Industry 7389.

Direct mail advertising services (SIC 7331). Establishments primarily engaged in furnishing direct mail advertising services, such as creating, producing, and mailing direct mail advertising. This industry also includes establishments primarily engaged in compiling and selling mailing lists. Establishments primarily engaged in reproducing direct mail copy to order but also providing other direct mail advertising services are classified in Manufacturing if they print the copy, and in Industry 7334 if they duplicate the copy by photocopying or similar reproduction methods.

For large geographic areas, data are presented for the following subdivisions of this classification:

1. Mailing list compilers, brokers, and managers.
2. Direct mail advertising services, except mailing list services.

Photocopying and duplicating services (SIC 7334). Establishments primarily engaged in reproducing text, drawings, plans, maps, or other copy by blueprinting, photocopying, mimeographing, or other methods of duplication other than printing or microfilming. Printing, including "quick printing," is classified in Manufacturing, and microfilming is classified in Industry 7389.

For large geographic areas, data are presented for the following subdivisions of this classification:

1. Blueprinting and photocopying services.
2. Duplicating services, except printing and photocopying.

Commercial photography (SIC 7335). Establishments engaged in providing commercial photography services for advertising agencies, publishers, and other business and industrial users. Establishments engaged in still and video portrait photography are classified in Industry 7221, and those primarily engaged in mapmaking are classified in Industry 7389. Establishments primarily engaged in medical photography are classified in Industry 8099. Establishments primarily engaged in producing commercial video tape or films are classified in Industry 7812.

Commercial art and graphic design (SIC 7336). Establishments primarily engaged in providing commercial art or graphic design services for advertising agencies, publishers, and other business and industrial users. Producers of still and slide films are classified here. Establishments primarily engaged in art, except commercial and medical art, are classified in Industry 8999; those engaged in medical art are classified in Industry 8099; and those providing drafting services are classified in Industry 7389.

For large geographic areas, data are presented for the following subdivisions of this classification:

1. Commercial art.
2. Graphic arts and related design.

Secretarial and court reporting services (SIC 7338). Establishments primarily engaged in furnishing secretarial, typing, word processing, resume writing, and court reporting services.

Disinfecting and pest control services (SIC 7342). Establishments primarily engaged in providing disinfection and termite, insect, rodent, and other pest control generally in dwellings or other buildings. Establishments primarily engaged in pest control for lawns or agricultural production are classified in Agriculture.

Building cleaning and maintenance services, n.e.c. (SIC 7349). Establishments primarily engaged in furnishing building cleaning and maintenance services, not elsewhere classified, such as window cleaning, janitorial services, floor waxing, and office cleaning. General contractors and special trade contractors primarily engaged in building repair work, cleaning building exteriors by sand or steam blasting, or cleaning up after construction are classified in Construction.

Medical equipment rental and leasing (SIC 7352). Establishments primarily engaged in renting or leasing (except finance leasing) medical equipment. These establishments may also sell medical supplies, but establishments primarily engaged in selling medical supplies are classified in Wholesale or Retail Trade. Establishments primarily engaged in finance leasing are classified in Finance, Industry 6159.

Heavy construction equipment rental and leasing (SIC 7353). Establishments primarily engaged in renting or leasing (except finance leasing) heavy construction equipment, with or without operators. Establishments primarily engaged in finance leasing are classified in Finance, Industry 6159.

For large geographic areas, data are presented for the following subdivisions of this classification:

1. Rental and leasing of heavy construction equipment without operators.
2. Rental and leasing of heavy construction equipment with operators.

Equipment rental and leasing, n.e.c. (SIC 7359). Establishments primarily engaged in renting or leasing (except finance leasing) equipment, not elsewhere classified, such as tools, furniture, industrial equipment (except heavy construction), televisions, appliances, party supplies, etc. Establishments primarily engaged in finance leasing are classified in Finance, Industry 6159.

Establishments renting or leasing automobiles and trucks without drivers are classified in Industry Group 751; those renting with drivers, in Transportation. Establishments renting (or leasing) medical equipment are classified in Industry 7352; video tapes and cassettes, in Industry 7841; amusement and recreation items, such as bicycles, beach chairs, etc., in Industry 7999; personal items, such as formal wear, lockers (other than refrigerated), and pillows, in Industry 7299; commercial boats, in Water Transportation, Major Group 44. Direct leasing of machinery or equipment by the manufacturer is classified in Manufacturing or Wholesale Trade. Establishments primarily leasing computer time, including time-sharing services, are classified in Industry 7374; and those renting or leasing computers or data processing equipment, in Industry 7377.

For large geographic areas, data are presented for the following subdivisions of this classification:

1. Equipment rental, except rent-to-own.
2. Equipment leasing, except finance leasing.
3. Rent-to-own.

Employment agencies (SIC 7361). Establishments primarily engaged in providing placement and employment services for employers or those seeking employment. Modeling agencies and nurses' registries are included. Theatrical employment agencies are classified in Industry 7922; motion picture casting bureaus, in Industry 7819; and establishments engaged in furnishing help to other businesses, in Industry 7363.

Help supply services (SIC 7363). Establishments primarily engaged in supplying temporary or continuing help (except agricultural) to other businesses on a contract or fee basis. The help supplied is on the payroll of the supplying establishment but is under the direct or general supervision of the business to whom the help is furnished. Establishments primarily engaged in providing placement and employment services are classified in Industry 7361. Establishments which provide both management and staff to operate a business are classified according to the type of activity of the business. Establishments primarily engaged in furnishing personnel to perform a range of services in support of the operation of other establishments are classified in Industry 8744. Farm labor supply is classified in Agriculture, Industry 0761.

For large geographic areas, data are presented for the following subdivisions of this classification:

1. Temporary help supply.
2. Employee leasing.
3. Other help supply services.

Computer programming services (SIC 7371). Establishments primarily engaged in providing custom computer programming services on a contract or fee basis. These

establishments often perform a variety of additional services, such as computer software design and analysis, modification of existing software, and training in the use of custom software. Establishments primarily engaged in the development and marketing of prepackaged software are classified in Industry 7372. Computer processing services are classified in Industry 7374.

Prepackaged software (SIC 7372). Establishments primarily engaged in designing and developing prepackaged software, including operating, utility, and applications programs. These establishments may also prepare software documentation for the user, install software for the user, and train the user in the use of the software. Establishments primarily engaged in buying and selling prepackaged software are classified in Wholesale or Retail Trade. Custom computer software services, including computer code authors, are classified in Industry 7371.

Computer integrated systems (SIC 7373). Establishments primarily engaged in developing or modifying computer software and packaging or bundling the software with hardware (computers and peripheral equipment) to create an integrated system for specific application. These establishments are involved in all phases of systems development, from design through installation. Establishments primarily engaged in buying and selling computer software and/or hardware are classified in Wholesale or Retail Trade, and establishments primarily engaged in manufacturing computers and/or peripheral equipment are classified in Manufacturing.

Computer processing and data preparation and processing services (SIC 7374). Establishments primarily engaged in providing computer processing and data preparation services. Service may consist of complete processing and preparation of reports from data supplied by the customer, or it may be specialized, such as data entry or making data processing equipment available on an hourly or time-sharing basis.

Information retrieval services (SIC 7375). Establishments primarily engaged in providing on-line information retrieval services on a contract or fee basis. The information generally involves a range of subjects and is taken from other primary sources. Establishments which collect and originate the data are classified in the industry associated with that activity.

Computer facilities management services (SIC 7376). Establishments primarily engaged in providing on-site management and operation of computer and data processing facilities on a contract or fee basis. Establishments primarily engaged in providing computer and data processing at their own facilities are classified in Industry 7374.

Computer rental and leasing (SIC 7377). Establishments primarily engaged in renting or leasing (except finance) computers and related data processing equipment on the

customers' site, whether or not also providing maintenance or support services. Establishments primarily engaged in both manufacturing and leasing computers and related data processing equipment are classified in Division D, Manufacturing, and separate establishments owned by the manufacturer and primarily engaged in leasing are classified in Wholesale Trade. Establishments primarily engaged in finance leasing of computers and related data processing equipment are classified in Finance, Industry 6159, and those primarily engaged in leasing computer time are classified in Industry 7374.

Computer maintenance and repair (SIC 7378). Establishments primarily engaged in the maintenance and repair of computers and computer peripheral equipment.

Computer related services, n.e.c. (SIC 7379). Establishments primarily engaged in providing computer related services, not elsewhere classified, such as computer consulting, disk and diskette conversion, and tape recertification.

For large geographic areas, data are presented for the following subdivisions of this classification:

1. Computer consultants.
2. Miscellaneous computer services, n.e.c.

Detective, guard, and armored car services (SIC 7381). Establishments primarily engaged in providing detective, guard, and armored car services. Fingerprint service, polygraph service, and rental of dogs for protective service are included in this classification.

For large geographic areas, data are presented for the following subdivisions of this classification:

1. Detective agencies and guard services.
2. Armored car services.

Security systems services (SIC 7382). Establishments primarily engaged in monitoring and maintaining security systems devices, such as burglar and fire alarms. These establishments may also sell, lease, and/or install the security systems which they monitor and maintain. Establishments primarily engaged in the sales and installation, or installation only, of such devices are classified in Construction, Industry 1731.

News syndicates (SIC 7383). Establishments primarily engaged in providing news, pictures, features, and news reporting services to newspapers and periodicals. Separate establishments of newspaper and periodical publishers which are engaged in gathering news are classified as auxiliaries.

Photofinishing laboratories (SIC 7384). Establishments primarily engaged in developing film and photographic prints and enlargements. Data for retail outlets (kiosks),

which are owned and operated by photofinishing laboratories for the pickup and delivery of film, are merged with data for the laboratory which owns them and are not treated as separate establishments. Establishments primarily engaged in processing motion picture and video film for the motion picture and television industries are classified in Industry 7819.

For large geographic areas, data are presented for the following subdivisions of this classification:

1. Photofinishing laboratories, except "one-hour" (mini) labs.
2. "One-hour" (mini) photofinishing.

Business services, n.e.c. (SIC 7389). Establishments primarily engaged in furnishing business services, not elsewhere classified, such as auctioneers' establishments (service only), business brokers, drafting service, independent lecture bureaus, inspection service, printing brokers, notaries public, and shop window decoration or trimming, on a commission or fee basis.

For large geographic areas, data are presented for the following subdivisions of this classification:

1. Sign painting shops. Establishments primarily engaged in making signs to individual order or in doing office door and window lettering. Establishments primarily engaged in making signs other than on a custom basis and neon sign manufacturers are classified in Manufacturing.
2. Interior designing. Establishments primarily engaged in advising clients on the selection of furniture, draperies, rugs, and other interior decorations on a commission or fee basis. Establishments providing interior designing service but primarily engaged in the sale of merchandise, are not included. Painting and papering contractors who frequently call themselves "interior decorators" are classified in Construction.
3. Telephone answering services. Establishments primarily engaged in transmitting telephone messages to their clients. Paging services are classified in Communications.
4. Water softening and conditioning services. Establishments primarily engaged in softening water by chemical treatment or other methods.
5. Packaging and labeling services. Establishments primarily engaged in packaging and labeling products, on a contract or fee basis, in packages or other containers normally intended for retail distribution. Companies primarily engaged in packing, crating, and otherwise preparing goods for shipping are classified in Transportation.
6. Trading stamp services. Establishments primarily engaged in selling trading stamps or merchandise coupons to merchants. The redemption stores of trading stamp companies are classified as auxiliary to this industry.

7. Convention and trade show services. Establishments primarily engaged in providing a variety of services to conventions and trade shows on a contract or fee basis, including decoration services, registration services, promotion, and other administrative functions.
8. Private mail centers. Establishments primarily engaged in providing mailbox rental and other postal and mailing (except advertising) services. In addition, establishments may provide typing, photocopying, and FAX services, and may sell office supplies.
9. Miscellaneous business services, n.e.c. Establishments primarily engaged in furnishing business services, not elsewhere classified.

Automotive Repair, Services, and Parking (SIC Major Group 75)

This group includes establishments primarily engaged in furnishing automotive repair, rental, leasing, parking, and other services. Similar facilities owned and operated by concerns for their own use and not available to the general public are treated as auxiliary establishments of those concerns and are not included here. Automotive repair shops operated by establishments engaged in the sale of new automobiles are classified in Retail Trade, as are those operated by gasoline service stations (where sales of merchandise (including fuel) exceed repair receipts). Automobile driving instruction is classified in Industry 8299.

Truck rental and leasing, without drivers (SIC 7513).

Establishments primarily engaged in short-term rental or extended-term leasing (with or without maintenance) of trucks, truck tractors, or semitrailers without drivers. Establishments primarily engaged in renting or leasing, except finance leasing, of industrial trucks are classified in Industry 7359; those renting or leasing trucks with drivers are classified in Transportation, Industry Group 421; and those renting or leasing heavy construction and earth moving equipment are classified in Industry 7353. Establishments primarily engaged in finance leasing are classified in Finance, Major Group 61.

For large geographic areas, data are presented for the following subdivisions of this classification:

1. Truck rental, without drivers.
2. Truck leasing, except finance leasing.

Passenger car rental (SIC 7514). Establishments primarily engaged in short-term rental of passenger cars without drivers. Data for separate automotive rental offices or concessions (e.g., airport locations) in the same metropolitan area, for which a common fleet of cars is maintained, are merged and not considered as separate establishments. Establishments primarily engaged in renting automobiles with drivers are classified in Transportation, Industry 4119.

Passenger car leasing (SIC 7515). Establishments primarily engaged in extended-term leasing of passenger cars without drivers. These establishments may or may not provide maintenance of vehicles as part of the lease contract. Establishments primarily engaged in renting automobiles with drivers are classified in Transportation, Industry 4119. Establishments primarily engaged in finance leasing are classified in Finance, Major Group 61.

Utility trailer and recreational vehicle rental (SIC 7519).

Establishments primarily engaged in daily or extended-term rental of utility trailers and recreational vehicles. Establishments primarily engaged in renting motorcycles, bicycles, golf carts, gocarts, or recreational boats are classified in Industry 7999, and those engaged in renting airplanes are classified in Industry 7359. Establishments primarily engaged in the rental of mobile homes on site are classified in Real Estate, Industry 6515.

Automobile parking (SIC 7521).

Establishments primarily engaged in the temporary parking of automobiles usually on an hourly, daily, or monthly contract or fee basis. Excluded are municipal parking lots and lots operated by establishments or institutions primarily engaged in other activities (e.g., department stores, hospitals, restaurants). Valet parking is classified in Industry 7299. Establishments primarily engaged in extended or dead storage of automobiles are classified in Transportation, Industry 4226.

For large geographic areas, data are presented for the following subdivisions of this classification:

1. Parking lots.
2. Parking structures.

Top, body, and upholstery repair shops and paint shops (SIC 7532).

Establishments primarily engaged in the repair of automotive tops, bodies, and interiors, or automotive painting and refinishing. Also included in the industry are establishments primarily engaged in customizing automobiles, trucks, and vans, except on a factory basis. Those engaged in customizing automobiles, trucks, and vans on a factory basis are classified in Manufacturing, Industry Group 371.

For large geographic areas, data are presented for the following subdivisions of this classification:

1. Top and body repair shops.
2. Paint shops.

Automotive exhaust system repair shops (SIC 7533).

Establishments primarily engaged in the installation, repair, or sale and installation of automotive exhaust systems. The sale of mufflers, tailpipes, and catalytic converters is considered to be incidental to the installation of these products.

Tire retreading and repair shops (SIC 7534).

Establishments primarily engaged in repairing and retreading automotive tires. Establishments classified here may either retread customers' tires or retread tires for sale or exchange to the user or the trade.

Automotive glass replacement shops (SIC 7536). Establishments primarily engaged in the installation, repair, or sale and installation of automotive glass. The sale of the glass is considered incidental to the replacement.

Automotive transmission repair shops (SIC 7537). Establishments primarily engaged in the installation, repair, or sale and installation of automotive transmissions. The sale of transmissions and related parts is considered incidental to transmission installation or repair.

General automotive repair shops (SIC 7538). Establishments primarily engaged in general automotive repair, such as engine repair shops (except industrial truck engines), general repair and service garages, and diesel engine repair shops. Establishments primarily engaged in specialized repair of individual engine components, not elsewhere classified, are classified in Industry 7539. Establishments primarily engaged in repair of motorcycles are classified in Industry 7699.

For large geographic areas, data are presented for the following subdivisions of this classification:

1. General automotive repair shops, except diesel.
2. Diesel repair shops.

Automotive repair shops, n.e.c. (SIC 7539). Establishments primarily engaged in specialized automotive repair, not elsewhere classified, such as fuel service (carburetor repair), brake relining, front-end and wheel alignment, and radiator repair. Establishments primarily engaged in automotive welding are classified in Industry 7692.

For large geographic areas, data are presented for the following subdivisions of this classification:

1. Radiator repair.
2. Brake, front end, and wheel alignment.
3. Carburetor repair shops.
4. Automotive electrical repair shops.
5. Other automotive repair shops, n.e.c. Establishments primarily engaged in specialized automotive repairs, not elsewhere classified, such as frame repair, piston ring service and repair, speedometer repair, and heater and air-conditioning repair.

Carwashes (SIC 7542). Establishments primarily engaged in washing, waxing, and polishing motor vehicles or furnishing facilities for the self-service washing of motor vehicles.

Automotive services, except repair and carwashes (SIC 7549). Establishments primarily engaged in furnishing automotive services, except repair and carwashes, such as lubricating service, towing service, diagnostic service, undercoating service, and inspection service.

For large geographic areas, data are presented for the following subdivisions of this classification:

1. Lubrication shops.
2. Towing services.
3. Other automotive services, n.e.c.

Miscellaneous Repair Services (SIC Major Group 76)

This group includes establishments primarily engaged in miscellaneous repair services, not elsewhere classified. Repair departments of retail dealers or manufacturers are not included unless operated as separate establishments and reported as such. This group does not include some repair services of which the more important are: repair to structures (classified in Construction); garment and shoe repair (classified in Major Group 72); automotive repair services (classified in Major Group 75); electronic computer and computer peripheral equipment repair services (classified in Industry 7378); ship and boat repair (classified in Manufacturing); and railroad repair (classified in Manufacturing).

Radio and television repair shops (SIC 7622). Establishments primarily engaged in repairing radios, televisions, phonographs, stereo equipment, and tape recorders. Also included are establishments engaged in installing and repairing television, amateur, and citizens' band antennas, and those engaged in installing and servicing similar equipment in homes, offices, boats, automobiles, or other vehicles. Establishments primarily engaged in installation, repair, or maintenance of radio and television broadcast transmitting antennas and towers are classified in Construction. Repair departments of radio and television dealers are not included here unless operated and reported as separate establishments.

Refrigeration and air-conditioning service and repair shops (SIC 7623). Establishments primarily engaged in servicing and repairing household and commercial electrical refrigerators and air-conditioning and refrigeration equipment. Establishments primarily engaged in servicing and repairing gas refrigeration equipment are classified in Industry 7699, and those repairing automotive air-conditioning equipment are classified in Industry 7539. Establishments primarily engaged in installing refrigeration and air-conditioning systems are classified in Construction.

Electrical and electronic repair shops, n.e.c. (SIC 7629). Establishments primarily engaged in servicing and repairing electrical and electronic equipment, not elsewhere classified, such as electrical household appliances (washing machines, vacuum cleaners, irons, toasters, etc.) and electrical and electronic industrial equipment. Electrical contractors and electrical shops engaged primarily in house wiring are included in Construction, Industry 1731. The repair of electric motors is classified in Industry 7694. Repair of electronic computers and computer peripheral equipment is classified in Industry 7378.

Watch, clock, and jewelry repair (SIC 763). Establishments primarily engaged in the repair of watches, clocks, or jewelry. Establishments primarily engaged in assembling watches from purchased parts are classified in Manufacturing, Industry 3873.

Reupholstery and furniture repair (SIC 764). Establishments primarily engaged in furniture reupholstery and repair. Establishments primarily engaged in selling upholstery materials, making slipcovers and draperies to order, or in upholstering new frames to individual order are classified in Retail Trade, as are establishments making furniture and cabinets on a custom basis.

Welding repair (SIC 7692). Establishments primarily engaged in repair work by welding, including automotive welding. Welding in connection with the manufacture of a product is classified in Manufacturing. Welding contractors doing welding work at construction sites are classified in Construction, Industry 1799.

Armature rewinding shops (SIC 7694). Establishments primarily engaged in rewinding armatures and rebuilding or repairing electric motors. Establishments classified here may either repair customers' equipment or repair their own equipment for sale or exchange to users or to the trade. Establishments primarily engaged in the repair of electrical appliances are classified in Industry 7629.

Repair shops and related services, n.e.c. (SIC 7699). Establishments primarily engaged in specialized repair services, not elsewhere classified, such as farm machinery and equipment repair; lawnmower, saw, knife, and tool sharpening and repair; bicycle repair; lock and gun repair; musical instrument repair; and the repair of typewriters. Repair services which involve primarily electrical or electronic equipment or components are classified in Industry 7629; however, primarily mechanical repair of electrically powered equipment, such as electric sewing machine repair, is included here.

For large geographic areas, data are presented for the following subdivisions of this classification:

1. Farm machinery and equipment repair.
2. Lawnmower and other small gasoline engine repair. Establishments primarily engaged in saw, knife, and tool sharpening are also included here.
3. Sewer and septic tank cleaning services. Establishments primarily engaged in cleaning or repairing sewers and septic tanks. Establishments which install septic tanks are classified in Construction.
4. Other repair and related services, n.e.c. Establishments primarily engaged in specialized repair services, not elsewhere classified, such as aircraft flight instrument repair (except electrical), blacksmith shops, bicycle repair, boiler repair, photographic equipment repair,

dental instrument repair, furnace and chimney cleaning, gunsmith shops, key duplicating shops, motorcycle repair, musical instrument tuning and repair, taxidermists, typewriter repair, umbrella repair, and venetian blind repair.

Motion Pictures (SIC Major Group 78)

This group includes establishments producing and distributing motion pictures, exhibiting motion pictures in commercially operated theaters, and furnishing services to the motion picture industry. The term "motion pictures" includes similar productions for television or other media using film, tape, or other means.

Motion picture and video tape production (SIC 7812). Establishments primarily engaged in the production of theatrical and nontheatrical motion pictures and video tapes for exhibition or sale. Establishments engaged in both production and distribution of motion pictures are included here, as well as those engaged in the production of educational, industrial, and religious films. Establishments primarily engaged in motion picture and video tape reproduction are classified in Industry 7819.

For large geographic areas, data are presented for the following subdivisions of this classification:

1. Motion picture production, except for television.
2. Motion picture and tape production for television.

Services allied to motion picture production (SIC 7819). Establishments primarily engaged in performing auxiliary services to motion picture production, such as motion picture film processing, editing, and titling. Also included are casting bureaus, wardrobe and studio property rental, rental and repair of cameras and other motion picture equipment, stock footage film libraries, and television tape services (editing, transfers, etc.).

Motion picture and video tape distribution (SIC 7822). Establishments primarily engaged in the distribution (rental or sale) of theatrical and nontheatrical motion picture films or in the distribution of video tapes and disks, except to the general public. Establishments engaged in both distribution and production are classified in Industry 7812. Establishments primarily engaged in renting video tapes and disks to the general public are classified in Industry 7841, and those engaged in the sale of video tape and disks to individuals for personal or household use are classified in Retail Trade, Industry 5735.

For large geographic areas, data are presented for the following subdivisions of this classification:

1. Motion picture film exchanges.
2. Film and tape distribution for television.
3. Video tape wholesalers.

Services allied to motion picture distribution (SIC 7829). Establishments primarily engaged in performing auxiliary services to motion picture distribution, such as film delivery service, film purchasing and booking agencies, and film libraries.

Motion picture theaters, except drive-in (SIC 7832). Commercially operated theaters primarily engaged in the indoor exhibition of motion pictures.

Drive-in motion picture theaters (SIC 7833). Commercially operated theaters, commonly known as drive-in theaters, primarily engaged in the outdoor exhibition of motion pictures.

Video tape rental (SIC 7841). Establishments primarily engaged in renting recorded video tapes and disks to the general public for personal or household use. Establishments primarily engaged in renting video recorders and players are classified in Industry 7359. Establishments primarily engaged in selling recorded video tapes and disks to the general public are classified in Retail Trade, Industry 5735, and those engaged in the wholesale distribution of recorded video tapes and disks are classified in Industry 7822.

Amusement and Recreation Services, Except Motion Pictures (SIC Major Group 79)

This group includes establishments primarily engaged in providing amusement, recreation, or entertainment services, not elsewhere classified. Gambling businesses, where legal, are also included in this Major Group; however, combined gambling and lodging facilities with 25 guestrooms or more are classified in Industry 7011. Establishments primarily engaged in operating museums, art galleries, arboreta, and botanical and zoological gardens are classified in Major Group 84.

Dance studios, schools, and halls (SIC 791). Establishments primarily engaged in operating public dance halls or ballrooms, dance studios, and dance schools. Establishments primarily engaged in renting facilities used as dance halls or ballrooms are classified in Real Estate, Industry 6512.

Theatrical producers (except motion picture) and miscellaneous theatrical services (SIC 7922). Establishments primarily engaged in providing live theatrical presentations, such as road companies and summer theaters. This industry also includes services allied with theatrical presentations, such as casting agencies; booking agencies for plays, artists, and concerts; scenery, lighting, and other equipment services; and theatrical ticket agencies. Also included in this industry are producers of live and taped radio programs and commercials and producers of live television programs.

For large geographic areas, data are presented for the following subdivisions of this classification:

1. Producers of live theatrical productions. Stock or repertory companies, whether or not operating their own theaters, are included here. Establishments primarily engaged in producing shows for dinner theaters but not operating the food service are also included here. Dinner theaters operating food service are classified in Retail Trade, Industry 5812.
2. Producers of radio and television shows, except tape producers. Establishments primarily engaged in producing shows for live presentation on radio and television. Producers of motion picture and television tape are classified in Industry 7812 and producers of radio tape in the subgroup Other theatrical services.
3. Artists' and entertainers' managers or agents, concert bureaus, and booking agents.
4. Other theatrical services. Establishments engaged in theatrical services, not elsewhere classified, such as ticket agencies; theatrical, television, and radio employment agencies; theatrical equipment rental and design; and lighting. Radio show tape producers are included here.

Bands, orchestras, actors, and other entertainers and entertainment groups (SIC 7929). Establishments primarily engaged in providing entertainment other than live theatrical presentations. These establishments include bands, orchestras, and entertainers.

For large geographic areas, data are presented for the following subdivisions of this classification:

1. Dance groups and artists.
2. Symphony orchestras, opera companies, and chamber music organizations.
3. Other music groups and artists. Dance and stage bands, orchestras (except symphony or chamber), combos, quintets, soloists, and similar musical organizations, groups, and artists.
4. Other entertainers and entertainment groups. Entertainers other than dance bands, symphony orchestras, dance groups, or similar musical and dance organizations.

Bowling centers (SIC 7933). Establishments primarily engaged in providing facilities for bowling.

Professional sports clubs and promoters (SIC 7941). Operators and promoters of professional and semiprofessional athletic clubs, promoters of athletic events, and managers of individual professional athletes. Receipts from radio or television broadcasts, from sales of players, from concession operators, and from noncustomer sources are not included in the total receipts for the activities

classified here. Establishments primarily engaged in renting stadiums and athletic fields to sports promoters and clubs are classified in Real Estate, Industry Group 651.

For large geographic areas, data are presented for the following subdivisions of this classification:

1. Baseball clubs.
2. Football clubs.
3. Other professional sports clubs.
4. Managers and promoters.

Racing, including track operation (SIC 7948). Promoters and participants in racing activities, including racetrack operators, operators of racing stables, jockeys, racehorse trainers, and race car owners and operators. Establishments which own racetracks but do not engage in promotion of racing events, are classified in Real Estate, Industry Group 651. Stables and kennels primarily engaged in breeding or boarding horses and dogs are classified in Agriculture, Industry 0752.

For large geographic areas, data are presented for the following subdivisions of this classification:

1. Auto racetrack operation.
2. Horse racetrack operation.
3. Dog racetrack operation.
4. Racing stables and racing, n.e.c.

Physical fitness facilities (SIC 7991). Establishments primarily engaged in operating reducing and other health clubs, spas, and similar facilities featuring exercise and other active physical fitness conditioning, whether or not on a membership basis. Establishments providing aerobic dance and exercise classes are also included here. Sports and recreation clubs are classified in Industry 7997 if operated on a membership basis, and in Industry 7992 or 7999 if open to the general public. Health resorts and spas providing lodging are classified in Major Group 70. Establishments that promote physical fitness through diet control are classified in Industry 7299.

For large geographic areas, data are presented for the following subdivisions of this classification:

1. Physical fitness centers, except gymnasiums and athletic clubs.
2. Gymnasiums and athletic clubs.

Public golf courses (SIC 7992). Privately operated establishments primarily engaged in the operation of golf courses open to the general public on a fee basis. Municipally owned and operated golf courses are not included. Membership golf and country clubs are classified in Industry 7997. Miniature golf courses and golf driving ranges are classified in Industry 7999.

Coin-operated amusement devices (SIC 7993). Establishments primarily engaged in operating coin-operated amusement devices either in their own or in other places of business. Such amusement devices include juke boxes, pinball machines, mechanical games, video games, slot machines (where legal), and similar types of amusement equipment. The amusement devices may also be operated by bills. Amusement arcades and parlors are also included. Establishments primarily engaged in rental of such devices are classified in Industry 7359.

Amusement parks (SIC 7996). Establishments known as amusement parks, theme parks, kiddie parks, etc., which group together a number of attractions, such as mechanical rides, amusement devices, refreshment stands, and picnic grounds. Individual ride operators or concessionaires operating within the park are classified in Industry 7999, as are carnivals operating without a fixed exhibition site. Owners of the park grounds (who do not operate the amusement parks) are classified in Real Estate, Industry Group 651.

Membership sports and recreation clubs (SIC 7997). Sports and recreation clubs which maintain facilities for use only by members and their guests, such as country, golf, tennis, yacht, and swimming clubs. Such establishments are classified here regardless of the proportion of receipts derived from food or liquor sales. Membership organizations engaged in civic, social, or fraternal activities are classified in Industry 864. Physical fitness facilities are classified in Industry 7991.

Amusement and recreation services, n.e.c. (SIC 7999). Establishments primarily engaged in the operation of sports, amusement, and recreation services, not elsewhere classified, such as bathing beaches, swimming pools, and riding academies and schools. Membership sports and recreation clubs not open to the general public are classified in Industry 7997.

For large geographic areas, data are presented for the following subdivisions of this classification:

1. Concession operators of amusement devices and rides. Concession operators of mechanical rides or of amusement devices in amusement parks, carnivals, circuses, or fairs; or operators of independently operated rides or devices of this type.
2. Carnivals and circuses. Establishments operating a group of amusement, service, and/or retail units, generally known as carnivals, which do not have any fixed exhibition site; or companies engaged in the operation of circuses having acrobatic and animal shows and individual circus acts. Side shows are included here. Individual performers in circuses are classified in Other entertainers and entertainment groups, a subgroup of Industry 7929.
3. Fairs. Establishments primarily engaged in arranging and operating the exhibitions and related activities

usually associated with county, State, or similar fairs. Carnivals and side shows which are part of the fairs but which are independently owned and operated are included in the subgroup Carnivals and circuses. Other independently owned and operated amusement device and ride concessions are included in the subgroup Concession operators of amusement devices and rides.

4. Roller skating rinks.
5. Ice skating rinks.
6. Other amusement and recreation services, n.e.c. Establishments primarily engaged in the commercial operation of sports, amusement, and recreation services, not elsewhere classified. Included are establishments engaged in instruction of sports or recreational activities, such as baseball, bridge, golf, judo, karate, skiing, swimming, and tennis. Also included are establishments renting articles for amusement and recreation, such as beach chairs and accessories, bicycles, golf carts, small boats and canoes, and saddle horses.

Other establishments in this classification include commercially operated bathing beaches, gambling establishments (where legal), golf driving ranges, miniature golf courses, riding academies and stables, shooting galleries, slot-car tracks, ski lifts, day camps, and establishments engaged in the commercial operation of swimming pools open to the general public for a fee. Municipally operated golf courses and swimming pools are excluded from this census. Privately owned tourist attractions, such as natural wonders or manmade exhibits, are included here. Museums, art galleries, and botanical and zoological gardens are included in Major Group 84.

Health Services (SIC Major Group 80)

This group includes establishments primarily engaged in furnishing medical, surgical, and other health services to persons. Associations or groups, such as Health Maintenance Organizations (HMO's), primarily engaged in providing medical or other health services to members are included but those which only provide insurance covering hospitalization or medical costs are classified in Insurance, Major Group 63. Hospices providing medical services are also included in this Major Group and are classified according to the primary service provided. Health care facilities were primarily coded based on self-designation. Where multiple levels of care were indicated but were not apparently separate operations, the facility was generally classified based on the highest level of care provided. Veterinarians are classified in Agriculture, Industry Group 074.

Offices and clinics of doctors of medicine (SIC 801). Establishments of licensed practitioners having the degree of M.D. and engaged in the practice of general or specialized medicine and surgery. General medical clinics (staffed by licensed practitioners having M.D. degree) are also classified here.

Associations of physicians formed solely for sharing expenses (including payroll) are also included here. Receipts are not applicable for these associations since their operations are funded by reimbursements from member firms, and these funds are not considered operating receipts for medical services provided. However, their payroll and employment data are included in statistics presented for this category.

For large geographic areas, data are presented for the following subdivisions of this classification:

1. Offices of doctors of medicine. Includes offices as well as group clinics owned and operated by physicians for the purpose of carrying on their profession.
2. General medical clinics. Includes clinics not owned and operated by physicians associated for the purpose of carrying on their profession.

Offices and clinics of dentists (SIC 802). Establishments of licensed practitioners having the degree of D.D.S. (or D.D. Sc.) or D.M.D. and engaged in the practice of general or specialized dentistry, including dental surgery. Dental clinics are also classified here.

For large geographic areas, data are presented for the following subdivisions of this classification:

1. Offices of dentists. Includes offices as well as group clinics owned and operated by dentists associated for the purpose of carrying on their profession.
2. Dental clinics. Includes clinics not owned and operated by dentists associated for the purpose of carrying on their profession.

Offices and clinics of doctors of osteopathy (SIC 803). Establishments of licensed practitioners having the degree of D.O. and engaged in the practice of general or specialized osteopathic medicine and surgery.

For large geographic areas, data are presented for the following subdivisions of this classification:

1. Offices of osteopathic physicians.
2. Osteopathic clinics.

Offices and clinics of chiropractors (SIC 8041). Establishments of licensed practitioners having the degree of D.C. and engaged in the practice of chiropractic medicine.

Offices and clinics of optometrists (SIC 8042). Establishments of licensed practitioners having the degree of O.D. and engaged in the practice of optometry. Establishments where receipts are primarily from the sale of optical goods prescribed as a result of eye examinations performed at another establishment are classified in Retail Trade, Industry 5999.

Offices and clinics of podiatrists (SIC 8043). Establishments of licensed practitioners having the degree of D.P. and engaged in the practice of podiatry.

Offices and clinics of health practitioners, n.e.c. (SIC 8049). Establishments of health practitioners engaged in practice in health fields, not elsewhere classified, such as acupuncturists, midwives, nutritionists, physical and occupational therapists, and psychologists.

Skilled nursing care facilities (SIC 8051). Establishments primarily engaged in providing inpatient nursing and rehabilitative services to patients who require continuous health care but not hospital services. Care must be ordered by and under the direction of a physician. The staff must include a licensed nurse on duty continuously with a minimum of one full-time registered nurse on duty during each day shift. Included are establishments certified to deliver skilled nursing care under the Medicare and Medicaid programs.

Intermediate care facilities (SIC 8052). Establishments primarily engaged in providing inpatient nursing and rehabilitative services but not on a continuous basis. Staffing must include 24-hour per day personnel with a licensed nurse on duty full-time during each day shift. At least once a week, consultation with a registered nurse on the delivery of care is required. Included are facilities certified to deliver intermediate care under the Medicaid program.

Nursing and personal care facilities, n.e.c. (SIC 8059). Establishments primarily engaged in providing some nursing and/or health-related care to patients who do not require the degree of care and treatment that a skilled or intermediate care facility is designed to provide. Included are rest homes, convalescent homes, and other institutions where health care is a major element. Residential facilities, such as homes for the retarded and the elderly which provide personal care but where health care is incidental, are classified in Industry 8361.

General medical and surgical hospitals (SIC 8062). Establishments primarily engaged in providing general medical and surgical services and other hospital services. Specialty hospitals are classified in Industries 8063 and 8069.

Psychiatric hospitals (SIC 8063). Establishments primarily engaged in providing diagnostic medical services and inpatient treatment for the mentally ill. Establishments known as hospitals and primarily engaged in providing health care for the mentally retarded are classified in Industry 8051.

Specialty hospitals, except psychiatric (SIC 8069). Establishments primarily engaged in providing diagnostic services, treatment, and other hospital services for specialized categories of patients, except for the mentally ill.

Medical laboratories (SIC 8071). Establishments primarily engaged in providing professional analytic or diagnostic services to the medical profession or to the patient as

prescribed by a physician. Laboratories engaged in the manufacture of medical or pharmaceutical products are classified in Manufacturing. Laboratories engaged in commercial medical research are classified in Industry 8731, and those engaged in noncommercial medical research are classified in Industry 8733.

Dental laboratories (SIC 8072). Establishments primarily engaged in making dentures, artificial teeth, and orthodontic appliances to order for the dental profession. The manufacture of teeth other than to order is classified in Manufacturing. Establishments providing dental X-ray laboratory services are classified in Industry 8071.

Home health care services (SIC 8082). Establishments primarily engaged in providing skilled nursing or medical care in the home under supervision of a medical doctor. Establishments of registered or practical nurses engaged in the independent practice of their profession are classified in Industry 8049, and nurses' registries are classified in Industry 7361. Establishments primarily engaged in selling health care products for personal or household consumption are classified in Retail Trade, and those engaged in renting or leasing products for health care are classified in Industry 7352.

Kidney dialysis centers (SIC 8092). Establishments primarily engaged in providing kidney or renal dialysis services.

Specialty outpatient facilities, n.e.c. (SIC 8093). Establishments primarily engaged in outpatient care of a specialized nature, such as alcohol and drug treatment, birth control/family planning, etc., with permanent facilities and with medical staff to provide diagnosis, treatment, or both for patients who are ambulatory but do not require inpatient care.

Health and allied services, n.e.c. (SIC 8099). Establishments primarily engaged in providing health and allied services, n.e.c., such as blood banks, blood donor stations, childbirth preparation classes, medical photography and art, and oxygen tent services. Establishments of registered or practical nurses in independent practice are classified in Industry 8049. Ambulance services are classified in Transportation, Industry 4119.

Legal Services (SIC Major Group 81)

This group includes establishments which are headed by members of the bar and are engaged in offering legal advice or legal services. Nonprofit legal services (including legal aid societies) are classified here. Associations of lawyers formed solely for the sharing of expenses (including payroll) and not for the purpose of jointly practicing their profession are also included. Receipts are not applicable for these associations since their operations are funded by reimbursements from member firms, and these

funds are not considered operating receipts for legal services provided. However, their payroll and employment data are included in statistics presented for this category.

Selected Educational Services (SIC's 823, 824, 829)

This group includes libraries as well as establishments furnishing formal courses through correspondence, commercial, and trade schools. Elementary and secondary schools (Industry 8211); colleges, universities, and professional schools (Industry 8221); and junior colleges and technical institutes (Industry 8222) are out of scope of the census.

Libraries (SIC 823). Establishments primarily engaged in providing library services, including the circulation of books and other materials for reading, study, and reference.

Data processing schools (SIC 8243). Establishments primarily engaged in offering training in data processing (including data keying), computer programming, and in computer and peripheral equipment operation, maintenance, and repair.

Business and secretarial schools (SIC 8244). Establishments primarily engaged in offering courses in business machine operation, office procedures, and secretarial and stenographic skills.

Vocational schools, n.e.c. (SIC 8249). Establishments primarily engaged in offering specialized vocational courses, not elsewhere classified but not academic training. This industry includes apprentice training, aviation schools, commercial art schools, and practical nursing schools. Schools for the instruction of beauticians are classified in Industry 7231, and barber schools are classified in Industry 7241. Establishments primarily engaged in offering educational courses by mail are included here.

Schools and educational services, n.e.c. (SIC 829). Establishments primarily engaged in offering specialized educational courses and services, not elsewhere classified, such as music schools, drama schools, language schools, student exchange programs, and civil service and other short-term examination preparatory schools. Vocational counseling (excluding rehabilitation) is also included here. Educational testing is included in Industry 8748. Establishments primarily engaged in operating dance schools are classified in Industry 7911; those providing rehabilitation counseling are classified in Industry 8331; and those providing sports instruction in Industry 7999.

Social Services (SIC Major Group 83)

This group includes establishments providing social services and rehabilitation services to those persons with social or personal problems requiring special services and to the physically challenged and the disadvantaged. Also

included are organizations soliciting funds to be used directly for these and related services, as well as community development and planning agencies. Government offices involved with the delivery of such services are out of scope of the census.

Individual and family social services (SIC 832). Establishments primarily engaged in providing one or more of a variety of individual and family social, counseling, welfare, or referral services, including refugee, disaster, and temporary relief services.

Job training and vocational rehabilitation services (SIC 833). Establishments primarily engaged in providing training, work experience, and vocational rehabilitation services for the unemployed, the underemployed, the physically challenged, and to persons who have a job market disadvantage because of lack of education or experience, skill obsolescence, or personal characteristics or problems. Included are upgrading and job development services, skill training, world-of-work orientation, and vocational rehabilitation counseling. Union apprentice training schools are classified in Industry 8249.

Child day care services (SIC 835). Establishments primarily engaged in care of infants or children, or in providing prekindergarten education, where medical care or delinquency correction is not a major element. These establishments may or may not have substantial educational programs and may care for older children when they are not in school. Establishments providing babysitting services are classified in Industry 7299. Head start centers operating in conjunction with elementary schools are classified in Industry 8211.

Residential care (SIC 836). Establishments primarily engaged in the provision of residential social and personal care for children, the elderly, and special categories of persons with some limits on ability for self-care but where medical care is not a major element. Included here are group foster homes; halfway group homes; homes for the retarded, the elderly, the deaf, and the blind; juvenile correctional homes; rehabilitation (residential) centers; and children's boarding homes. Boarding schools providing elementary and secondary education are classified in Industry 8211.

Social services, n.e.c. (SIC 839). Establishments primarily engaged in providing social services, not elsewhere classified, including community improvement, social change, and neighborhood development. Also included are organizations primarily engaged in soliciting contributions on their own account and administering appropriations and allocating funds among other agencies engaged in social welfare services; establishments primarily engaged in the prevention of criminal or antisocial behavior; and regional social service planning agencies. Establishments which raise funds on a contract basis are classified in Industry 7389. Civic, social, fraternal, and political organizations are included

in Major Group 86. Industrial development consulting and planning is classified in Industry 8748. Philanthropic trusts and foundations which are not actually engaged in providing social welfare services are classified in Finance, Industry 6732.

Museums, Art Galleries, and Botanical and Zoological Gardens (SIC Major Group 84)

This major group includes commercial and noncommercial museums, art galleries, arboreta, and botanical and zoological gardens.

Museums and art galleries (SIC 8412). Establishments primarily engaged in the commercial or noncommercial operation of museums and art galleries. Historical, cultural, and educational societies whose functions are primarily providing attractions for the public are included here. Art galleries or art dealers primarily selling to the general public are classified in Retail Trade, Industry 5999.

Arboreta and botanical or zoological gardens (SIC 8422). Establishments primarily engaged in the commercial or noncommercial operation of arboreta and botanical and zoological gardens.

Selected Membership Organizations (SIC's 861, 862, 864, 869)

This group includes organizations operating on a membership basis for the promotion of the interests of their members. Also included are organizations which are not operated on a membership basis but which promote the interests of a constituency or group of supporters. This group does not include business establishments operated by membership organizations, such as hotels open to the general public, golf and country clubs, fraternity and sorority houses, and credit unions. Such establishments are classified according to their primary activity.

Establishments of religious organizations operated for worship or for promotion of religious activities, such as churches, convents, and religious schools and missions, are classified in Industry 8661 and are out of scope of the census. Also excluded are Labor unions and similar labor organizations (Industry 8631) and Political organizations (Industry 8651).

Business associations (SIC 861). Membership organizations engaged in promoting business interests of their members, such as better business bureaus, boards of trade, chambers of commerce, industrial standards committees, merchants' associations, real estate boards, and trade associations. Membership organizations formed to carry out a specific business function, such as common marketing of crops or joint advertising, are classified according to the function performed.

Professional membership organizations (SIC 862). Membership organizations of professional persons formed for the advancement of the interests of their profession, such as bar associations, engineering associations, and scientific membership organizations.

Civic, social, and fraternal associations (SIC 864).

Membership organizations engaged in civic, social, or fraternal activities, such as alumni associations, citizens' associations, fraternities, scout organizations, singing societies, university clubs, veterans' organizations, youth associations, and consumer education and public advocacy groups (except organizations primarily engaged in research). Bars and restaurants owned and operated by organizations for use by members and guests only are also classified here. Hotels and lodging houses operated by organizations for use by members and their guests only, including fraternity and sorority houses, are classified in Industry 7041. Membership sports and recreation clubs are classified in Industry 7997. Homeowner, tenant, and condominium associations primarily engaged in managing real estate are classified in Real Estate, Industry 6531.

Membership organizations, n.e.c. (SIC 869). Membership organizations, not elsewhere classified, such as athletic regulatory associations, automobile owners' associations, farm bureaus, historical clubs, and humane societies.

Engineering, Accounting, Research, Management, and Related Services (SIC Major Group 87)

This group includes establishments primarily engaged in providing engineering, architectural, and surveying services; accounting, auditing, and bookkeeping services; research, development, and testing services; and management and public relations services.

Engineering services (SIC 8711). Establishments primarily engaged in providing professional engineering services. Establishments primarily providing and supervising their own engineering staff on temporary contract to other firms are included here. Establishments providing engineering but not supervisory, personnel are classified in Industry 7363. Photogrammetric engineering services are classified in Industry 8713.

Architectural services (SIC 8712). Establishments primarily engaged in providing professional architectural services. Landscape architectural services are classified in Agriculture, Industry 0781. Establishments primarily engaged in providing graphic arts and related design services are classified in Industry 7336, and those providing drafting services are classified in Industry 7389.

Surveying services (SIC 8713). Establishments primarily engaged in providing professional land, water, and aerial surveying services.

Accounting, auditing, and bookkeeping services (SIC 8721). Establishments primarily engaged in furnishing accounting, bookkeeping, and related auditing services. These establishments may use data processing and tabulating techniques as part of providing their services. However,

establishments primarily engaged in providing data processing and tabulating services are classified in Industry 7374. Establishments providing income tax return preparation services, without also furnishing accounting, auditing, or bookkeeping services, are classified in Industry 7291.

Commercial physical and biological research (SIC 8731).

Establishments primarily engaged in physical and biological research and development on a contract or fee basis. Noncommercial research establishments (funded by endowments, grants, or contributions) are classified in Industry 8733. Separate establishments of aircraft, guided missile, or spacecraft manufacturers primarily engaged in research and development on these products are classified in Manufacturing, Major Group 37.

For large geographic areas, data are presented for the following subdivisions of this classification:

1. Commercial physical research.
2. Commercial medical and biological research.

Commercial economic, sociological, and educational research (SIC 8732).

Establishments primarily engaged in performing business, marketing, opinion, and other economic, sociological, and educational research on a contract or fee basis. Noncommercial research establishments (funded by endowments, grants, or contributions) are classified in Industry 8733.

Noncommercial research organizations (SIC 8733). Establishments primarily engaged in performing research into and dissemination of information for public health, education, or general welfare. These establishments primarily operate on funds from endowments, contributions, and grants. Establishments which fund such research, although the actual research may be contracted out to other establishments, are also classified here.

Testing laboratories (SIC 8734). Establishments primarily engaged in providing testing services. Establishments performing clinical laboratory testing for the medical profession are classified in Industry 8071.

Management services (SIC 8741). Establishments primarily engaged in furnishing general or specialized management services on a day to day basis and on a contract or fee basis. Establishments classified here do not provide operating staff. Management and operation of a business, where operating staff as well as management is provided, is classified according to the activity of the establishment managed. Construction management services are classified here.

Management consulting services (SIC 8742). Establishments primarily engaged in furnishing operating counsel and assistance to managements of private, nonprofit, and public organizations. These establishments generally perform a variety of activities, such as strategic and organizational planning; financial planning and budgeting; marketing objectives and policies planning; information systems

planning, evaluation, and selection; human resources policies and practices planning; and production scheduling and control planning.

Public relations services (SIC 8743). Establishments primarily engaged in the preparation of materials, written or spoken, which are designed to promote the interests of their clients by attempting to influence the general public or other groups.

Facilities support management services (SIC 8744).

Establishments primarily engaged in furnishing personnel to perform a range of services in support of the operations of other establishments, or those engaged in providing a number of different continuing services, on a contract or fee basis, within other establishments. Establishments which provide management and staff to operate a business are classified according to the type of activity of the business. Establishments primarily providing one specialized service are classified in the specialized industry. Establishments primarily supplying temporary or continuing help (except agricultural) are classified in Industry 7363. Establishments which provide management services only (except agricultural) are classified in Industry 8741. Computer facilities management is classified in Industry 7376.

Business consulting services, n.e.c. (SIC 8748). Establishments primarily engaged in furnishing business consulting services, not elsewhere classified, on a contract or fee basis. Included are agricultural, economic, educational, and systems engineering consultants as well as city planners and testing services (educational or personnel).

Services, Not Elsewhere Classified (SIC Major Group 89)

Establishments primarily providing services, not elsewhere classified, such as artists (excluding commercial and medical artists), authors, scientific consultants (working on their own account), inventors, lecturers, music arrangers, newspaper columnists, radio commentators, song writers, weather forecasters, and writers.

There is evidence that among small employer establishments (for which kind-of-business information is obtained from administrative records), many service establishments are classified incorrectly in this industry because there is insufficient information to determine the correct kind-of-business classification. Therefore, the published data probably overstate the number of establishments and level of activity for this category.

For large geographic areas, data are presented for the following subdivisions of this classification:

1. Scientific and related consulting services, except environmental.
2. Environmental consulting.
3. Authors, composers, and other arts-related services.
4. Other services, n.e.c.

Appendix B. **Sample Report Form and Instructions**

The sample report form and instructions are shown on the following pages.



Appendix C.

Kind-of-Business Titles and Reporting-Form Numbers

[Listed below are service industries kind-of-business titles and their corresponding reporting-form numbers. Requests for copies of any of these forms, including the inquiries used to classify establishments by kind of business, should be directed to the Services Division, Bureau of the Census, Washington, DC 20233]

SIC code	Title	Reporting form CB-	SIC code	Title	Reporting form CB-
70	HOTELS, ROOMING HOUSES, CAMPS, AND OTHER LODGING PLACES		73	BUSINESS SERVICES—Con.	
7011 pt.	Hotels, 25 guestrooms or more	7001	7377	Computer rental and leasing	7307
7011 pt.	Hotels, less than 25 guestrooms	7001	7378	Computer maintenance and repair	7307
7011 pt.	Motels, tourist courts	7001	7379 pt.	Computer consultants	7307
7011 pt.	Motor hotels	7001	7379 pt.	Miscellaneous computer services, n.e.c.	7307
702	Rooming and boarding houses	7002	7381 pt.	Detective agencies and guard services	7308
7032	Sporting and recreational camps	7002	7381 pt.	Armored car services	7308
7033	Recreational vehicle parks and campsites	7002	7382	Security systems services	7308
704	Organization hotels and lodging houses, on membership basis.	7002	7383	News syndicates	7308
			7384 pt.	Photofinishing laboratories, except "one-hour" (mini) labs	7303
			7384 pt.	"One-hour" (mini) photofinishing	7303
72	PERSONAL SERVICES		7389 pt.	Sign painting shops	7308
7211	Power laundries, family and commercial	7201	7389 pt.	Interior designing	7308
7212	Garment pressing, and agents for laundries and drycleaners	7201	7389 pt.	Telephone answering services	7308
7213	Linen supply	7201	7389 pt.	Water softening and conditioning services	7308
7215 pt.	Coin-operated laundries and drycleaning stores	7201	7389 pt.	Packaging and labeling services	7308
7215 pt.	Coin-operated laundry routes	7201	7389 pt.	Trading stamp services	7308
7216	Drycleaning plants, except rug cleaning	7201	7389 pt.	Convention and trade show services	7308
7217	Carpet and upholstery cleaning	7201	7389 pt.	Private mail centers	7308
7218	Industrial launderers	7201	7389 pt.	Miscellaneous business services, n.e.c.	7308
7219	Laundry and garment services, n.e.c.	7201			
722	Photographic studios, portrait	7303	75	AUTOMOTIVE REPAIR, SERVICES, AND PARKING	
723	Beauty shops	7202	7513 pt.	Truck rental, without drivers	7501
724	Barber shops	7202	7513 pt.	Truck leasing, except finance leasing	7501
725	Shoe repair shops and shoeshine parlors	7202	7514	Passenger car rental	7501
726	Funeral service and crematories	7202	7515	Passenger car leasing	7501
7291	Tax return preparation services	7202	7519	Utility trailer and recreational vehicle rental	7501
7299 pt.	Massage parlors, tanning salons, and saunas	7202	7521 pt.	Parking lots	7502
7299 pt.	Diet and weight reducing services	7202	7521 pt.	Parking structures	7502
7299 pt.	Formal wear rental	7202	7532 pt.	Top and body repair shops	7503
7299 pt.	Other personal services, n.e.c.	7202	7532 pt.	Paint shops	7503
73	BUSINESS SERVICES		7533	Automotive exhaust system repair shops	7503
7311	Advertising agencies	7301	7534	Tire retreading and repair shops	7503
7312	Outdoor advertising services	7301	7536	Automotive glass replacement shops	7503
7313 pt.	Radio and television advertising representatives	7301	7537	Automotive transmission repair shops	7503
7313 pt.	Publishers' advertising representatives	7301	7538 pt.	General automotive repair shops, except diesel	7503
7319	Advertising, n.e.c.	7301	7538 pt.	Diesel repair shops	7503
7322	Adjustment and collection services	7302	7539 pt.	Radiator repair	7503
7323	Credit reporting services	7302	7539 pt.	Brake, front end, and wheel alignment	7503
7331 pt.	Mailing list compilers, brokers, and managers	7303	7539 pt.	Carburetor repair shops	7503
7331 pt.	Direct mail advertising services, except mailing list services	7303	7539 pt.	Automotive electrical repair shops	7503
7334 pt.	Blueprinting and photocopying services	7303	7539 pt.	Other automotive repair shops, n.e.c.	7503
7334 pt.	Duplicating services, except printing and photocopying	7303	7542	Carwashes	7503
7335	Commercial photography	7303	7549 pt.	Lubrication shops	7503
7336 pt.	Commercial art	7303	7549 pt.	Towing services	7503
7336 pt.	Graphic arts and related design	7303	7549 pt.	Other automotive services, n.e.c.	7503
7338	Secretarial and court reporting services	7303	76	MISCELLANEOUS REPAIR SERVICES	
7342	Disinfecting and pest control services	7304	7622	Radio and television repair shops	7600
7349	Building cleaning and maintenance services, n.e.c.	7304	7623	Refrigeration and air-conditioning service and repair shops	7600
7352	Medical equipment rental and leasing	7305	7629	Electrical and electronic repair shops, n.e.c.	7600
7353 pt.	Rental and leasing of heavy construction equipment without operators	7305	763	Watch, clock, and jewelry repair	7600
7353 pt.	Rental and leasing of heavy construction equipment with operators	7305	764	Reupholstery and furniture repair	7600
7359 pt.	Equipment rental, except rent-to-own	7305	7692	Welding repair	7600
7359 pt.	Equipment leasing, except finance leasing	7305	7694	Armature rewinding shops	7600
7359 pt.	Rent-to-own	7305	7699 pt.	Farm machinery and equipment repair	7600
7361	Employment agencies	7306	7699 pt.	Lawnmower and other small gasoline engine repair	7600
7363 pt.	Temporary help supply	7306	7699 pt.	Sewer and septic tank cleaning services	7600
7363 pt.	Employee leasing	7306	7699 pt.	Other repair and related services, n.e.c.	7600
7363 pt.	Other help supply services	7306	78	MOTION PICTURES	
7371	Computer programming services	7307	7812 pt.	Motion picture production, except for television	7801
7372	Prepackaged software	7307	7812 pt.	Motion picture and tape production for television	7801
7373	Computer integrated systems	7307	7819	Services allied to motion picture production	7801
7374	Computer processing and data preparation and processing services	7307	7822 pt.	Motion picture film exchanges	7801
7375	Information retrieval services	7307	7822 pt.	Film and tape distribution for television	7801
7376	Computer facilities management services	7307	7822 pt.	Video tape wholesalers	7801
			7829	Services allied to motion picture distribution	7801
			7832	Motion picture theaters, except drive-in	7802
			7833	Drive-in motion picture theaters	7802
			7841	Video tape rental	7803

SIC code	Title	Reporting form CB-	SIC code	Title	Reporting form CB-
79	AMUSEMENT AND RECREATION SERVICES, EXCEPT MOTION PICTURES AND MUSEUMS		81	LEGAL SERVICES	
791	Dance studios, schools, and halls	7903	81 pt.	Offices of lawyers	8100
7922 pt.	Producers of live theatrical productions	7901	81 pt.	Legal aid societies and similar legal services	8100
7922 pt.	Producers of radio and television shows, except tape producers	7901	823, 4, 9	SELECTED EDUCATIONAL SERVICES	
7922 pt.	Artists' and entertainers' managers or agents, concert bureaus, and booking agents	7901		Libraries	8200
7922 pt.	Other theatrical services	7901	823	Data processing schools	8200
7929 pt.	Dance groups and artists	7901	8243	Business and secretarial schools	8200
7929 pt.	Symphony orchestras, opera companies, and chamber music organizations	7901	8244	Vocational schools, n.e.c.	8200
7929 pt.	Other music groups and artists	7901	8249	Schools and educational services, n.e.c.	8200
7929 pt.	Other entertainers and entertainment groups	7901	829		
7933	Bowling centers	7902	83	SOCIAL SERVICES	
7941 pt.	Baseball clubs	7902		Individual and family social services	8300
7941 pt.	Football clubs	7902	832	Job training and vocational rehabilitation services	8300
7941 pt.	Other professional sports clubs	7902	833	Child day care services	8300
7941 pt.	Managers and promoters	7902	835	Residential care	8300
7948 pt.	Auto racetrack operation	7902	836	Social services, n.e.c.	8300
7948 pt.	Horse racetrack operation	7902	839		
7948 pt.	Dog racetrack operation	7902	84	MUSEUMS, ART GALLERIES, AND BOTANICAL AND ZOOLOGICAL GARDENS	
7948 pt.	Racing stables and racing, n.e.c.	7902		Museums and art galleries	8400
7991 pt.	Physical fitness centers, except gymnasiums and athletic clubs	7903	8412	Arboreta and botanical or zoological gardens	8400
7991 pt.	Gymnasiums and athletic clubs	7903	8422		
7992	Public golf courses	7903			
7993	Coin-operated amusement devices	7903	86	SELECTED MEMBERSHIP ORGANIZATIONS	
7996	Amusement parks	7902		Business associations	8600
7997	Membership sports and recreation clubs	7903	861	Professional membership organizations	8600
7999 pt.	Concession operators of amusement devices and rides	7903	862	Civic, social, and fraternal associations	8600
7999 pt.	Carnivals and circuses	7903	864	Membership organizations, n.e.c.	8600
7999 pt.	Fairs	7903	869		
7999 pt.	Roller skating rinks	7903	87	ENGINEERING, ACCOUNTING, RESEARCH, MANAGEMENT, AND RELATED SERVICES	
7999 pt.	Ice skating rinks	7903		Engineering services	8701
7999 pt.	Other amusement and recreation services, n.e.c.	7903	8711	Architectural services	8701
			8712	Surveying services	8701
80	HEALTH SERVICES		8713	Accounting, auditing, and bookkeeping services	8702
801 pt.	Offices of doctors of medicine	8001	8721	Commercial physical research	8703
801 pt.	General medical clinics	8001	8731 pt.		
802 pt.	Offices of dentists	8002	8731 pt.	Commercial medical and biological research	8703
802 pt.	Dental clinics	8002	8732	Commercial economic, sociological, and educational research	8703
803 pt.	Offices of osteopathic physicians	8001	8733	Noncommercial research organizations	8703
803 pt.	Osteopathic clinics	8001	8734	Testing laboratories	8703
8041	Offices and clinics of chiropractors	8001	8741	Management services	8704
8042	Offices and clinics of optometrists	8001		Management consulting services	8704
8043	Offices and clinics of podiatrists	8001	8742	Public relations services	8704
8049	Offices and clinics of health practitioners, n.e.c.	8001	8743	Facilities support management services	8704
8051	Skilled nursing care facilities	8003	8744	Business consulting services, n.e.c.	8704
8052	Intermediate care facilities	8003	8748		
8059	Nursing and personal care facilities, n.e.c.	8003	89	SERVICES, N.E.C.	
8062	General medical and surgical hospitals	8004		Scientific and related consulting services, except environmental	8900
8063	Psychiatric hospitals	8004	8999 pt.	Environmental consulting	8900
8069	Specialty hospitals, except psychiatric	8004	8999 pt.	Authors, composers, and other arts-related services	8900
8071	Medical laboratories	8005	8999 pt.	Other services, n.e.c.	8900
8072	Dental laboratories	8005			
8082	Home health care services	8006			
8092	Kidney dialysis centers	8006			
8093	Specialty outpatient facilities, n.e.c.	8006			
8099	Health and allied services, n.e.c.	8006			

Appendix D. Metropolitan Areas

(Titles and definitions shown for MSA's, CMSA's, and PMSA's are those established by the Office of Management and Budget, as of June 30, 1993)

OREGON

Eugene-Springfield, OR MSA

Lane County, OR

Medford-Ashland, OR MSA

Jackson County, OR

Portland-Vancouver, OR-WA PMSA—see Portland-Salem, OR-WA CMSA

Portland-Salem, OR-WA CMSA

Portland-Vancouver, OR-WA PMSA
Clackamas County, OR

Portland-Salem, OR-WA CMSA—Con.

Portland-Vancouver, OR-WA PMSA—Con.

Columbia County, OR

Multnomah County, OR

Washington County, OR

Yamhill County, OR

Clark County, WA

Salem, OR PMSA

Marion County, OR

Polk County, OR

Salem, OR PMSA—see Portland-Salem, OR-WA CMSA

Appendix E.

Percent of Receipts/Revenue Based on Administrative Records and Estimation for the State: 1992

Table E-1. Firms Subject to Federal Income Tax

[Includes only establishments with payroll. For meaning of abbreviations and symbols, and for more information on reliability of data, see introductory text. For explanation of terms and comparability of 1987 and 1992 censuses, see appendix A]

SIC code	Kind of business or operation	Percent of receipts —		SIC code	Kind of business or operation	Percent of receipts —	
		From administrative records ¹	Estimated ²			From administrative records ¹	Estimated ²
	Total	24.0	7.4	73	Business services—Con.		
70 ex. 704	Hotels, rooming houses, camps, and other lodging places (except membership lodging)	10.2	7.6	736	Personnel supply services	11.2	4.6
				7361	Employment agencies	53.2	10.8
				7363	Help supply services	7.4	4.0
7011	Hotels and motels	9.5	7.2	7363 pt.	Temporary help supply	3.5	3.4
7011 pt.	Hotels	5.9	4.4	7363 pt.	Help supply, except temporary	31.6	8.2
7011 pt.	Hotels, 25 guestrooms or more	5.8	4.5				
7011 pt.	Hotels, less than 25 guestrooms	10.4	1.4	737	Computer programming, data processing, and other computer related services	8.4	7.0
7011 pt.	Motels, motor hotels, and tourist courts	13.4	10.3		Computer programming, prepackaged software, and integrated systems	8.1	6.3
7011 pt.	Motels, tourist courts	17.0	13.1	7371	Computer programming services	8.0	12.8
7011 pt.	Motor hotels	5.6	4.2	7372	Prepackaged software	9.3	6.5
702, 3	Other lodging places	25.8	15.7	7373	Computer integrated systems	6.1	.7
702	Rooming and boarding houses	15.0	27.0	7374, 5, 6	Data processing services	6.4	8.4
703	Camps and recreational vehicle parks	26.3	15.1	7374, 5	Computer processing, information retrieval	7.0	9.1
				7376	Computer facilities management services	—	1.7
72	Personal services	26.1	6.3	7377, 8, 9	Computer rental and leasing, maintenance, and related services, n.e.c.	13.6	11.1
721	Laundry, cleaning, and garment services	23.6	4.2	7377	Computer rental and leasing	5.1	1.1
7211	Power laundries, family and commercial*	30.2	—	7378	Computer maintenance and repair	14.1	11.4
7213	Linen supply*	23.7	—	7379	Computer related services, n.e.c.	14.0	12.0
7215	Coin-operated laundries and drycleaning	14.7	5.5	738	Miscellaneous business services	21.1	7.8
7216	Drycleaning plants, except rug cleaning*	35.6	6.1	7381, 2	Detective agencies and protective services	11.3	7.1
7217	Carpet and upholstery cleaning	36.8	7.3	7381	Detective, guard, and armored car services	13.3	10.1
7218	Industrial launderers*	9.1	4.6	7382	Security systems services	8.5	3.1
7212, 9	Other laundry, cleaning, and garment services* ..	23.8	6.6	7383	News syndicates	—	7.7
7212	Garment pressing, and agents for laundries and drycleaners	46.2	16.0	7384	Photofinishing laboratories*	11.8	4.0
7219	Laundry and garment services, n.e.c.*	16.1	3.4	7389	Business services, n.e.c.	28.9	9.1
				7389 pt.	Sign painting shops	41.6	4.8
722	Photographic studios, portrait	29.9	7.3	7389 pt.	Interior designing	53.3	3.7
723, 4	Beauty and barber shops	30.4	4.3	7389 pt.	Telephone answering services	21.9	3.5
723	Beauty shops	30.9	4.3	7389 pt.	Other business services	27.3	9.9
724	Barber shops	15.7	4.0				
725	Shoe repair shops and shoeshine parlors	44.5	3.4	75	Automotive repair, services, and parking	22.7	11.0
726	Funeral service and crematories	23.1	16.8	751	Automotive rental and leasing, without drivers	2.4	3.9
729	Miscellaneous personal services	25.5	5.0	7513	Truck rental and leasing, without drivers	2.9	7.1
7291	Tax return preparation services	37.1	5.2	7514, 5	Passenger car rental and leasing	1.9	2.3
7299	Miscellaneous personal services, n.e.c.	19.5	4.8	7514	Passenger car rental	(D)	(D)
				7515	Passenger car leasing	(D)	(D)
73	Business services	15.6	7.0	7519	Utility trailer and recreational vehicle rental	17.9	7.5
731	Advertising	11.2	10.2				
7311	Advertising agencies	8.4	9.4	752	Automobile parking	—	55.0
7312	Outdoor advertising services	2.5	2.2				
7313	Radio, television, publishers' advertising representatives	9.7	12.6	753	Automotive repair shops	28.4	9.1
7319	Advertising, n.e.c.	46.4	26.9	7532	Top, body, and upholstery repair shops and paint shops	29.1	6.6
				7532 pt.	Top and body repair shops	29.6	5.6
732	Consumer credit reporting agencies, mercantile reporting agencies, and adjustment and collection agencies	17.5	6.9	7532 pt.	Paint shops	20.3	22.6
7322	Adjustment and collection services	29.2	10.1	7538	General automotive repair shops	31.8	7.1
7323	Credit reporting services	1.2	2.3	7538 pt.	General automotive repair shops, except diesel	34.1	7.8
733	Mailing, reproduction, commercial art and photography, and stenographic services	27.2	4.2	7538 pt.	Diesel repair shops	23.6	4.6
7331	Direct mail advertising services	2.3	3.9	7533, 4, 6, 7, 9	Other automotive repair shops	22.0	15.0
7334	Photocopying and duplicating services	39.0	3.2	7533	Automotive exhaust system repair shops	27.0	17.2
7335, 6	Commercial photography, art, and graphics	35.0	2.7	7534	Tire retreading and repair shops	7.4	26.1
7335	Commercial photography	41.2	8.6	7536	Automotive glass replacement shops	23.2	18.2
7336	Commercial art and graphic design	33.9	1.6	7537	Automotive transmission repair shops	40.5	12.5
7338	Secretarial and court reporting services	32.6	14.2	7539	Automotive repair shops, n.e.c.	19.9	2.7
				7539 pt.	Radiator repair	13.6	1.0
734	Services to dwellings and other buildings	45.4	12.0	7539 pt.	Brake, front end, and wheel alignment	34.0	2.7
7342	Disinfecting and pest control services	37.3	10.0	7539 pt.	Automotive electrical and fuel system services	15.4	4.2
7349	Building cleaning and maintenance services, n.e.c.	46.9	12.3	7539 pt.	Other automotive repair shops, n.e.c.	18.2	3.7
735	Miscellaneous equipment rental and leasing	14.0	6.4	754	Automotive services, except repair	27.5	13.8
7352	Medical equipment rental and leasing	7.1	—	7542	Carwashes	26.7	30.8
7353	Heavy construction equipment rental and leasing ..	7.8	3.9	7549	Automotive services, except repair and carwashes	28.0	5.1
7359	Equipment rental and leasing, n.e.c.	17.9	8.6				

See footnotes at end of table.

Table E-1. Firms Subject to Federal Income Tax – Con.

[Includes only establishments with payroll. For meaning of abbreviations and symbols, and for more information on reliability of data, see introductory text. For explanation of terms and comparability of 1987 and 1992 censuses, see appendix A]

SIC code	Kind of business or operation	Percent of receipts –		SIC code	Kind of business or operation	Percent of receipts –	
		From administrative records ¹	Estimated ²			From administrative records ¹	Estimated ²
76	Miscellaneous repair services -----	29.5	9.7	80	Health services -----	29.3	5.5
762	Electrical repair shops -----	35.9	8.2	801	Offices and clinics of doctors of medicine -----	32.0	5.8
7622	Radio and television repair shops -----	44.7	7.9	8011 pt.	Offices of doctors of medicine -----	33.5	5.9
7623, 9	Other electrical and electronic repair shops -----	31.2	8.3	8011 pt.	General medical clinics -----	6.5	4.0
7623	Refrigeration and air-conditioning service and repair shops -----	25.1	7.6	802	Offices and clinics of dentists -----	41.8	3.8
7629	Electrical and electronic repair shops, n.e.c. ---	32.6	8.5	803	Offices and clinics of doctors of osteopathy -----	46.6	5.7
763	Watch, clock, and jewelry repair -----	44.0	12.2	804	Offices and clinics of other health practitioners ----	41.6	5.2
764	Reupholstery and furniture repair -----	53.8	5.4	8041	Offices and clinics of chiropractors -----	53.2	6.5
				8042	Offices and clinics of optometrists -----	39.2	2.8
769	Miscellaneous repair and related services -----	25.7	10.5	8043	Offices and clinics of podiatrists -----	34.3	2.1
7692	Welding repair -----	49.6	7.8	8049	Offices and clinics of health practitioners, n.e.c. --	34.9	6.4
7694	Armature rewinding shops -----	21.9	1.5	805	Nursing and personal care facilities -----	7.7	9.3
7699	Repair shops and related services, n.e.c. -----	25.0	12.4	8051	Skilled nursing care facilities -----	6.2	8.6
				8052	Intermediate care facilities -----	11.3	2.4
				8059	Nursing and personal care facilities, n.e.c. -----	15.1	52.5
78, 79, 84	Amusement and recreation services, including motion pictures and museums -----	20.0	6.3	806	Hospitals -----	—	—
781, 2	Motion picture production, distribution, and services --	3.0	7.4	8062	General medical and surgical hospitals -----	(D)	(D)
783	Motion picture theaters -----	.4	.8	8063, 9	Specialty hospitals -----	(D)	(D)
7832	Motion picture theaters, except drive-in -----	.4	.8	807, 8, 9	Other health services -----	19.8	5.3
7833	Drive-in motion picture theaters -----	—	4.1	807	Medical and dental laboratories -----	17.3	3.2
				8071	Medical laboratories -----	9.5	3.8
784	Video tape rental -----	23.8	8.8	8072	Dental laboratories -----	39.6	1.5
				808	Home health care services -----	15.2	1.8
792	Theatrical producers (except motion picture), bands, orchestras, and entertainers -----	10.5	11.3	809	Miscellaneous health and allied services, n.e.c. ---	26.2	10.6
7922	Theatrical producers (except motion picture) and miscellaneous theatrical services -----	14.0	4.2	8092	Kidney dialysis centers -----	15.1	1.5
7929	Bands, orchestras, actors, and other entertainers and entertainment groups -----	5.5	21.6	8093	Specialty outpatient facilities, n.e.c. -----	30.8	4.3
				8099	Health and allied services, n.e.c. -----	21.5	31.7
793	Bowling centers -----	35.3	4.3	81	Legal services -----	33.2	6.2
79 ex. 792, 3; 84	Commercial sports and other amusement and recreation services, including museums -----	26.6	6.5	823, 4, 9	Selected educational services -----	25.3	16.5
794	Commercial sports -----	26.5	1.6	823	Libraries -----	(D)	(D)
7941	Professional sports clubs, managers, promoters -----	15.4	2.6	824	Vocational schools -----	18.0	13.1
7948	Racing, including track operation -----	44.6	—	829	Schools and educational services, n.e.c. -----	(D)	(D)
79 ex. 792, 3, 4; 84	Other amusement and recreation services, including museums -----	26.6	7.4	83	Social services -----	43.7	8.2
791	Dance studios, schools, and halls -----	30.7	18.1	835	Child day care services -----	30.3	13.9
7991	Physical fitness facilities -----	26.2	5.9	832, 3, 6, 9	Other social services -----	47.1	6.8
7992	Public golf courses -----	31.6	8.9	87 ex. 8733	Engineering, accounting, research, management, and related services (except noncommercial research organizations) -----	24.7	10.2
7993	Coin-operated amusement devices -----	18.1	7.2	871	Engineering, architectural, and surveying services --	19.7	6.4
7996	Amusement parks -----	—	2.9	8711	Engineering services -----	17.1	7.3
7997	Membership sports and recreation clubs -----	42.7	14.2	8712	Architectural services -----	27.1	2.5
7999, 84	Amusement and recreation services, including museums, n.e.c. -----	22.6	5.3	8713	Surveying services -----	30.8	7.7
7999 pt.	Concession operators of amusement devices and rides -----	16.4	3.3	872	Accounting, auditing, and bookkeeping services ----	38.4	5.6
7999 pt., 84	Carnivals, circuses, and fairs -----	(D)	(D)	873 ex. 8733	Research, development, and testing services (except noncommercial research organizations) ---	16.6	13.5
	Other recreation and amusements, including museums -----	(D)	(D)	8731	Commercial physical and biological research -----	11.5	18.8
				8732	Commercial economic, sociological, and educational research -----	32.7	5.9
				8734	Testing laboratories -----	10.8	13.9
				874	Management and public relations services -----	21.8	20.1
				8741	Management services -----	10.2	35.7
				8742	Management consulting services -----	31.8	8.1
				8743	Public relations services -----	22.5	3.2
				8744	Facilities support management services -----	—	74.7
				8748	Business consulting services, n.e.c. -----	33.5	11.0
				89	Services, n.e.c. -----	19.8	9.5

¹Includes receipts information obtained from administrative records of other Federal agencies.

²Includes receipts information which was imputed based on historic company ratios or administrative records or on industry averages.

Table E-2. Firms Exempt From Federal Income Tax

[Includes only establishments with payroll. For meaning of abbreviations and symbols, and for more information on reliability of data, see introductory text. For explanation of terms and comparability of 1987 and 1992 censuses, see appendix A]

SIC code	Kind of business or operation	Percent of revenue —		SIC code	Kind of business or operation	Percent of revenue —	
		From administrative records ¹	Estimated ²			From administrative records ¹	Estimated ²
	Total	5.6	4.7	823, 4, 9	Selected educational services	34.8	10.4
7032, 704	Camps and membership lodging	19.5	30.7	83	Social services	14.8	13.1
792, 7991 pt., 7997, 7999 pt., 84	Selected amusement, recreation, and related services	12.9	1.9	835	Child day care services	32.1	22.5
8011 pt.; 8021 pt.; 805, 6, 8, 9	Selected health services5	1.6	832, 3, 6, 9	Other social services	13.9	12.7
8011 pt., 8021 pt., 805	Clinics of doctors of medicine and dentists	(D)	(D)	832	Individual and family social services	13.2	16.4
806	Hospitals4	1.7	833	Job training and vocational rehabilitation services	16.3	9.9
8062	General medical and surgical hospitals4	1.7	836	Residential care	12.8	13.5
8063, 9	Specialty hospitals	—	—	839	Social services, n.e.c.	14.4	9.9
808, 9	Other health services	3.7	5.1	861, 2, 4, 9	Selected membership organizations	29.2	16.3
8111 pt.	Legal aid societies and similar legal services	9.9	—	861	Business associations	34.2	11.7
				864	Civic, social, and fraternal associations	29.2	17.2
				862, 9	Other membership organizations	24.4	19.3
				873, 4 ex.	Research, testing, and consulting services, except facilities support management services	5.1	7.4
				8744			
				873	Research, development, and testing services	3.3	6.4
				874 ex.	Management and public relations services, except facilities support management services	48.8	30.1
				8744			

¹Includes revenue information obtained from administrative records of other Federal agencies.

²Includes revenue information which was imputed based on historic company ratios or administrative records or on industry averages.

Appendix F. Geographic Notes

OREGON

Albany is in Benton and Linn Counties.

Lake Oswego is in Clackamas, Multnomah, and Washington Counties.

Milwaukie is in Clackamas and Multnomah Counties.

Portland is in Clackamas, Multnomah, and Washington Counties.

Salem is in Marion and Polk Counties.

Tualatin is in Clackamas and Washington Counties.

Wilsonville is in Clackamas and Washington Counties.

Appendix G.

Establishments in Business Any Time During Year and Establishments in Business at End of Year for the State: 1992 and 1987

Table G-1. Firms Subject to Federal Income Tax

[Includes only establishments with payroll. For meaning of abbreviations and symbols, see introductory text. For explanation of terms and comparability of 1987 and 1992 censuses, see appendix A]

SIC code	Kind of business or operation	Establishments in business —			
		Any time during year		At end of year	
		1992	1987	1992	1987
	Total	23 308	20 741	21 519	19 320
70 ex. 704	Hotels, rooming houses, camps, and other lodging places (except membership lodging)	913	813	819	742
	Hotels and motels	772	707	692	644
7011	Hotels	179	183	161	162
7011 pt.	Hotels, 25 guestrooms or more	93	102	87	88
7011 pt.	Hotels, less than 25 guestrooms	86	81	74	74
7011 pt.	Motels, motor hotels, and tourist courts	593	524	531	482
7011 pt.	Motels, tourist courts	493	456	438	420
7011 pt.	Motor hotels	100	68	93	62
702, 3	Other lodging places	141	106	127	98
702	Rooming and boarding houses	15	22	13	22
703	Camps and recreational vehicle parks	126	84	114	76
72	Personal services	1 999	1 945	1 813	1 784
721	Laundry, cleaning, and garment services	543	485	490	440
7211	Power laundries, family and commercial*	12	22	11	22
7213	Linen supply*	15	14	14	12
7215	Coin-operated laundries and drycleaning	99	87	89	76
7216	Drycleaning plants, except rug cleaning*	218	186	195	168
7217	Carpet and upholstery cleaning	120	94	112	87
7218	Industrial launderers*	19	20	16	19
7212, 9	Other laundry, cleaning, and garment services*	60	62	53	56
722	Photographic studios, portrait	172	137	164	133
723, 4	Beauty and barber shops	798	886	721	813
723	Beauty shops	767	845	693	775
724	Barber shops	31	41	28	38
725	Shoe repair shops and shoeshine parlors	36	45	31	43
726	Funeral service and crematories	138	129	133	125
729	Miscellaneous personal services	312	263	274	230
7291	Tax return preparation services	151	137	133	124
7299	Miscellaneous personal services, n.e.c.	161	126	141	106
73	Business services	3 773	2 971	3 449	2 739
731	Advertising	197	175	183	168
7311	Advertising agencies	157	129	146	125
7312	Outdoor advertising services	10	9	9	8
7313	Radio, television, publishers' advertising representatives	13	14	13	13
7319	Advertising, n.e.c.	17	23	15	22
732	Consumer credit reporting agencies, mercantile reporting agencies, and adjustment and collection agencies	110	112	105	103
7322	Adjustment and collection services	92	94	87	87
7323	Credit reporting services	18	18	18	16
733	Mailing, reproduction, commercial art and photography, and stenographic services	407	291	375	263
7331	Direct mail advertising services	42	41	35	36
7334	Photocopying and duplicating services	77	40	70	36
7335, 6	Commercial photography, art, and graphics	189	126	182	119
7335	Commercial photography	56	30	55	24
7336	Commercial art and graphic design	133	96	127	95
7338	Secretarial and court reporting services	99	84	88	72
734	Services to dwellings and other buildings	729	701	654	635
7342	Disinfecting and pest control services	94	75	84	70
7349	Building cleaning and maintenance services, n.e.c.	635	626	570	565
735	Miscellaneous equipment rental and leasing	295	295	273	271
7352	Medical equipment rental and leasing	26	13	26	12
7353	Heavy construction equipment rental and leasing	62	66	54	62
7359	Equipment rental and leasing, n.e.c.	207	207	193	197
736	Personnel supply services	339	195	314	178
7361	Employment agencies	109	84	97	76
7363	Help supply services	230	111	217	102

See footnotes at end of table.

Table G-1. Firms Subject to Federal Income Tax — Con.

[Includes only establishments with payroll. For meaning of abbreviations and symbols, see introductory text. For explanation of terms and comparability of 1987 and 1992 censuses, see appendix A]

SIC code	Kind of business or operation	Establishments in business —			
		Any time during year		At end of year	
		1992	1987	1992	1987
73	Business services — Con.				
737	Computer programming, data processing, and other computer related services -----	805	475	746	450
7371, 2, 3	Computer programming, prepackaged software, and integrated systems -----	528	275	492	265
7371	Computer programming services -----	308	166	286	159
7372	Prepackaged software -----	157	60	146	59
7373	Computer integrated systems -----	63	49	60	47
7374, 5, 6	Data processing services -----	107	111	98	104
7374, 5	Computer processing, information retrieval -----	98	103	91	96
7376	Computer facilities management services -----	9	8	7	8
7377, 8, 9	Computer rental and leasing, maintenance, and related services, n.e.c. -----	170	89	156	81
7377	Computer rental and leasing -----	11	12	11	9
7378	Computer maintenance and repair -----	64	44	56	43
7379	Computer related services, n.e.c. -----	95	33	89	29
738	Miscellaneous business services -----	891	727	799	671
7381, 2	Detective agencies and protective services -----	191	143	174	133
7381	Detective, guard, and armored car services -----	152	122	136	114
7382	Security systems services -----	39	21	38	19
7383	News syndicates -----	5	5	5	4
7384	Photofinishing laboratories* -----	94	90	84	87
7389	Business services, n.e.c. -----	601	489	536	447
7389 pt.	Sign painting shops -----	32	30	29	27
7389 pt.	Interior designing -----	62	33	53	28
7389 pt.	Telephone answering services -----	40	53	37	48
7389 pt.	Other business services -----	467	373	417	344
75	Automotive repair, services, and parking -----	2 148	1 986	1 973	1 837
751	Automotive rental and leasing, without drivers -----	118	122	112	114
7513	Truck rental and leasing, without drivers -----	51	60	49	57
7514, 5	Passenger car rental and leasing -----	60	52	56	49
7519	Utility trailer and recreational vehicle rental -----	7	10	7	8
752	Automobile parking -----	122	129	118	123
753	Automotive repair shops -----	1 594	1 496	1 460	1 384
7532	Top, body, and upholstery repair shops and paint shops -----	399	417	372	384
7532 pt.	Top and body repair shops -----	370	388	347	359
7532 pt.	Paint shops -----	29	29	25	25
7538	General automotive repair shops -----	809	733	739	680
7538 pt.	General automotive repair shops, except diesel -----	696	653	632	605
7538 pt.	Diesel repair shops -----	113	80	107	75
7533, 4, 6, 7, 9	Other automotive repair shops -----	386	346	349	320
7533	Automotive exhaust system repair shops -----	73	66	69	59
7534	Tire retreading and repair shops -----	18	27	17	23
7536	Automotive glass replacement shops -----	72	50	60	47
7537	Automotive transmission repair shops -----	96	75	88	68
7539	Automotive repair shops, n.e.c. -----	127	128	115	123
7539 pt.	Radiator repair -----	38	44	34	40
7539 pt.	Brake, front end, and wheel alignment -----	35	38	31	37
7539 pt.	Automotive electrical and fuel system services -----	41	29	37	29
7539 pt.	Other automotive repair shops, n.e.c. -----	13	17	13	17
754	Automotive services, except repair -----	314	239	283	216
7542	Carwashes -----	157	120	139	105
7549	Automotive services, except repair and carwashes -----	157	119	144	111
76	Miscellaneous repair services -----	975	896	890	822
762	Electrical repair shops -----	269	253	243	227
7622	Radio and television repair shops -----	93	82	88	77
7623, 9	Other electrical and electronic repair shops -----	176	171	155	150
7623	Refrigeration and air-conditioning service and repair shops -----	30	32	26	27
7629	Electrical and electronic repair shops, n.e.c. -----	146	139	129	123
763	Watch, clock, and jewelry repair -----	20	12	15	12
764	Reupholstery and furniture repair -----	74	87	69	77
769	Miscellaneous repair and related services -----	612	544	563	506
7692	Welding repair -----	54	60	48	55
7694	Armature rewinding shops -----	44	46	43	44
7699	Repair shops and related services, n.e.c. -----	514	438	472	407
78, 79, 84	Amusement and recreation services, including motion pictures and museums -----	1 450	1 152	1 309	1 062
781, 2	Motion picture production, distribution, and services -----	100	66	92	64
783	Motion picture theaters -----	116	126	110	115
7832	Motion picture theaters, except drive-in -----	105	109	99	101
7833	Drive-in motion picture theaters -----	11	17	11	14
784	Video tape rental -----	357	267	305	240
792	Theatrical producers (except motion picture), bands, orchestras, and entertainers -----	73	53	66	50
7922	Theatrical producers (except motion picture) and miscellaneous theatrical services -----	31	20	28	18
7929	Bands, orchestras, actors, and other entertainers and entertainment groups -----	42	33	38	32
793	Bowling centers -----	86	97	78	89

See footnotes at end of table.

G-2 APPENDIX G

SERVICE INDUSTRIES—GEOGRAPHIC AREA SERIES

Table G-1. Firms Subject to Federal Income Tax – Con.

[Includes only establishments with payroll. For meaning of abbreviations and symbols, see introductory text. For explanation of terms and comparability of 1987 and 1992 censuses, see appendix A]

SIC code	Kind of business or operation	Establishments in business –			
		Any time during year		At end of year	
		1992	1987	1992	1987
78, 79, 84	Amusement and recreation services, including motion pictures and museums—Con.				
79 ex. 792, 3, 84	Commercial sports and other amusement and recreation services, including museums	718	543	658	504
794	Commercial sports	28	26	28	24
7941	Professional sports clubs, managers, promoters	18	11	18	10
7948	Racing, including track operation	10	15	10	14
79 ex. 792, 3, 4; 84	Other amusement and recreation services, including museums	690	517	630	480
791	Dance studios, schools, and halls	40	30	32	28
7991	Physical fitness facilities	123	96	110	84
7992	Public golf courses	72	47	67	46
7993	Coin-operated amusement devices	78	66	67	61
7996	Amusement parks	6	7	6	7
7997	Membership sports and recreation clubs	77	81	75	78
7999, 84	Amusement and recreation services, including museums, n.e.c.	294	190	273	176
80	Health services	5 641	5 573	5 330	5 322
801	Offices and clinics of doctors of medicine	2 263	2 347	2 143	2 261
8011 pt.	Offices of doctors of medicine	2 202	2 295	2 087	2 213
8011 pt.	General medical clinics	61	52	56	48
802	Offices and clinics of dentists	1 587	1 604	1 531	1 543
803	Offices and clinics of doctors of osteopathy	112	100	105	95
804	Offices and clinics of other health practitioners	1 072	929	995	885
8041	Offices and clinics of chiropractors	428	398	399	384
8042	Offices and clinics of optometrists	222	232	208	219
8043	Offices and clinics of podiatrists	61	75	58	72
8049	Offices and clinics of health practitioners, n.e.c.	361	224	330	210
805	Nursing and personal care facilities	191	213	170	188
8051	Skilled nursing care facilities	118	131	109	117
8052	Intermediate care facilities	50	53	45	44
8059	Nursing and personal care facilities, n.e.c.	23	29	16	27
806	Hospitals	11	15	10	10
807, 8, 9	Other health services	405	365	376	340
807	Medical and dental laboratories	201	223	192	213
8071	Medical laboratories	70	73	67	71
8072	Dental laboratories	131	150	125	142
808	Home health care services	73	42	64	34
809	Miscellaneous health and allied services, n.e.c.	131	100	120	93
8092	Kidney dialysis centers	6	3	6	3
8093	Specialty outpatient facilities, n.e.c.	84	64	77	59
8099	Health and allied services, n.e.c.	41	33	37	31
81	Legal services	1 770	1 618	1 668	1 509
823, 4, 9	Selected educational services	208	127	183	111
823	Libraries	1	1	1	1
824	Vocational schools	80	57	70	52
829	Schools and educational services, n.e.c.	127	69	112	58
83	Social services	1 096	875	995	790
835	Child day care services	364	318	331	285
832, 3, 6, 9	Other social services	732	557	664	505
87 ex. 8733	Engineering, accounting, research, management, and related services (except noncommercial research organizations)	3 157	2 585	2 933	2 422
871	Engineering, architectural, and surveying services	887	701	830	678
8711	Engineering services	513	382	477	369
8712	Architectural services	240	204	225	196
8713	Surveying services	134	115	128	113
872	Accounting, auditing, and bookkeeping services	1 264	1 156	1 166	1 079
873 ex. 8733	Research, development, and testing services (except noncommercial research organizations)	180	134	174	120
8731	Commercial physical and biological research	59	36	58	34
8732	Commercial economic, sociological, and educational research	54	65	50	57
8734	Testing laboratories	67	33	66	29
874	Management and public relations services	826	594	763	545
8741	Management services	181	146	163	135
8742	Management consulting services	393	293	357	270
8743	Public relations services	70	66	70	62
8744	Facilities support management services	8	–	8	–
8748	Business consulting services, n.e.c.	174	89	165	78
89	Services, n.e.c.	178	200	157	180

Table G-2. Firms Exempt From Federal Income Tax

[Includes only establishments with payroll. For meaning of abbreviations and symbols, see introductory text. For explanation of terms and comparability of 1987 and 1992 censuses, see appendix A]

SIC code	Kind of business or operation	Establishments in business —			
		Any time during year		At end of year	
		1992	1987	1992	1987
	Total	3 057	2 467	2 887	2 358
7032, 704	Camps and membership lodging	83	79	62	74
792, 7991 pt., 7997, 7999 pt., 84	Selected amusement, recreation, and related services	196	140	184	133
792	Theatrical producers (except motion picture), bands, orchestras, and entertainers	61	33	56	31
7991 pt., 7997	Gymnasiums, athletic clubs, and membership sports and recreation clubs	79	60	73	59
7999 pt. 84	Fairs	6	4	6	4
	Museums, art galleries, and botanical and zoological gardens	50	43	49	39
8011 pt.; 8021 pt.; 805, 6, 8, 9	Selected health services	253	216	244	210
8011 pt., 8021 pt.	Clinics of doctors of medicine and dentists	53	41	51	40
805	Nursing and personal care facilities	50	41	46	40
806	Hospitals	68	74	65	73
808, 9	Other health services	82	60	82	57
808	Home health care services	15	13	15	12
809	Miscellaneous health and allied services, n.e.c.	67	47	67	45
8111 pt.	Legal aid societies and similar legal services	33	28	33	28
823, 4, 9	Selected educational services	81	70	74	68
83	Social services	1 309	958	1 237	913
835	Child day care services	265	210	236	195
832, 3, 6, 9	Other social services	1 044	748	1 001	718
861, 2, 4, 9	Selected membership organizations	1 013	931	967	890
861	Business associations	256	216	248	206
864	Civic, social, and fraternal associations	536	515	506	493
862, 9	Other membership organizations	221	200	213	191
873, 4 ex. 8744	Research, testing, and consulting services, except facilities support management services	89	45	86	42
873	Research, development, and testing services	67	33	65	30
8731	Commercial physical and biological research	4	1	4	1
8732	Commercial economic, sociological, and educational research	13	3	13	3
8733	Noncommercial research organizations	47	26	45	23
8734	Testing laboratories	3	3	3	3
874 ex. 8744	Management and public relations services, except facilities support management services	22	12	21	12

Publication Program

1992 CENSUS OF SERVICE INDUSTRIES

Publications of the 1992 Census of Service Industries containing data on service industries establishments in the United States are described below. Publication order forms for specific reports may be obtained from any Department of Commerce district office or from Data User Services Division, Customer Services, Bureau of the Census, Washington, DC 20233-8300. The first results were issued in press releases. Final detailed statistics are issued in separate paperbound reports and compact disc-read only memory (CD-ROM).

Final Reports

Geographic area series—52 reports (SC92-A-1 to -52)

A separate paperbound report containing data for establishments with payroll is published for each State, the District of Columbia, and the United States. For establishments of firms subject to Federal income tax, each State report presents general statistics on number of establishments, receipts, payroll, and employment, by varied service classifications, for the State, metropolitan areas (MA's), counties, and places with 350 service establishments or more, by kind of business. Greater kind-of-business detail is shown for larger areas. In addition, for places with 2,500 inhabitants or more and for all counties, statistics are provided on number of establishments and receipts for 10 major kind-of-business groups. For establishments of firms exempt from Federal income tax, each State report presents statistics on number of establishments, revenue, payroll, and employment by varied service classifications, for the State and MA's. Greater kind-of-business detail is shown for larger areas.

The United States Summary report presents data for the United States as a whole for establishments with payroll of firms subject to Federal income tax, as well as those exempt from Federal income tax, for detailed kind-of-business classifications. Statistics on number of establishments and receipts/revenue are also shown for States and MA's by kind of business.

For each State, the District of Columbia, and the United States, 1992 data are provided on receipts/revenue and employees per establishment and on receipts/revenue and payroll per employee. Comparative statistics showing percent changes in receipts/expenses and payroll between 1987 and 1992 also are shown.

Nonemployer statistics series—1 report (SC92-N-1)

This report includes data by kind of business for all establishments, establishments with payroll, and establishments without payroll for the United States and States. Also presented are statistics for establishments without payroll including number of establishments and receipts/revenue by varied service classifications for MA's.

Similar data for counties and places with 2,500 inhabitants or more are available on electronic media only.

Subject series—5 reports (SC92-S-1 to -5)

The *Establishment and Firm Size* report (SC92-S-1) presents data for establishments with payroll, based on size of establishment, size of company or firm, and legal form of organization. Establishment statistics are presented by receipts/revenue size and by employment size; statistics for firms, by receipts/revenue size (including concentration by largest firms), by employment size, and by number of establishments operated (single units and multiunits). Statistics are presented by kind of business on the number of establishments, receipts/revenue, payroll, and employment for the United States.

The *Capital Expenditures, Depreciable Assets, and Operating Expenses* report (SC92-S-2) presents data for firms with payroll for the United States by major kind of business. Operating expenses include annual payroll, supplemental labor costs, purchased services, etc. Receipts data also are provided.

Three other reports (*Hotels, Motels, and Other Lodging Places* (SC92-S-3), *Sources of Receipts or Revenue* (SC92-S-4), and *Miscellaneous Subjects* (SC92-S-5)) present data for the United States as a whole and, where feasible, for States and MA's.

Electronic Media

All data included in the printed reports are available on CD-ROM. The CD-ROM's provide the same information found in the final reports as well as additional information not published in the final reports, such as ZIP Code statistics available from series SC92-Z, and nonemployer data for counties and places from series SC92-N. Electronic media products are available for users who wish to summarize, rearrange, or process large amounts of data. These products, with corresponding technical documentation, are sold by Data User Services Division, Customer Services, Bureau of the Census, Washington, DC 20233-8300.

OTHER ECONOMIC CENSUS REPORTS

Data on retail trade, wholesale trade, financial, insurance, real estate, construction industries, manufactures, mineral industries, transportation, communications, utilities, enterprise statistics, minority-owned business enterprises, and women-owned businesses also are available from the 1992 Economic Census. A separate series of reports covers the census of outlying areas—Puerto Rico, Virgin Islands of the United States, Guam, and the Northern Marianas. Separate announcements describing these reports are available free of charge from Data User Services Division, Customer Services, Bureau of the Census, Washington, DC 20233-8300.