

1992


Census of

Service Industries

SC92-A-37

GEOGRAPHIC AREA SERIES

Oklahoma



1992 Census of Service Industries

SC92-A-37

GEOGRAPHIC AREA SERIES

Oklahoma

Issued December 1994



U.S. Department of Commerce
Ronald H. Brown, Secretary
David J. Barram, Deputy Secretary
Economics and Statistics Administration
Everett M. Ehrlich, Under Secretary
for Economic Affairs
BUREAU OF THE CENSUS
Martha Farnsworth Riche, Director

Acknowledgments

Many persons participated in the various activities of the 1992 Census of Service Industries. The overall planning and review of the census operations were performed by the Economic Census Staff of the Economic Planning and Coordination Division.

This report was prepared in the Services Division. **Bobby E. Russell**, Assistant Chief for Census Programs, was responsible for the overall planning, management, and coordination of the census of service industries. Planning and implementation were under the direction of **Jack B. Moody**, Chief, Service Census Branch, with primary staff assistance by **Jack R. Drago**, **Barbara S. Tinari**, **Kirk K. Degler**, **Joseph R. Fuller**, **Susan G. Baker**, **Deborah M. Stempowski**, **Brian D. Gregory**, **Theresa L. Steele**, **Chris E. Blackburn**, **Gary R. Rice**, **M. Craig Schadt**, **Arthur B. Stewart**, **Sandra K. Byrd**, and **Evelyn D. Butler**.

Systems and procedures for mailout, receipt, correspondence, data input, industry classification, other clerical processing, administrative record processing, quality control, and the associated electronic computer programs, were developed in the Economic Planning and Coordination Division.

Mailout preparation and receipt operations, clerical and analytical review activities, data keying, and geocoding review were performed by the staff of the Data Preparation Division, **Judith N. Petty**, Acting Chief.

Geographic coding procedures and associated computer programs were developed by the staff of the Geography Division.

The computer processing systems were developed and coordinated in the Economic Statistical Methods and Programming Division, **Charles P. Pautler, Jr.**, Chief. **H. Ray Dennis**, Assistant Chief for Business Programs, was responsible for design and implementation of the computer systems. The computer programs were prepared under the supervision of **William C. Wester**, Chief, Business Census Branch, and **Steven G. McCraith**, Chief, Utilities and Financial Census Branch, assisted by **Jeffrey S. Rosen**, **Barbara L. Lambert**, **Jacqueline R. Sellers**, and **Tsung C. Chu**. Additional programming assistance was provided by **Robert S. Jewett**.

Computer processing was performed in the Computer Services Division, **Marvin D. Raines**, Chief.

The staff of the Administrative and Publications Services Division, **Walter C. Odom**, Chief, performed planning, design, composition, editorial review, and printing planning and procurement for publications and report forms. **Margaret A. Smith** provided publication coordination and editing.

Special acknowledgment is also due the many businesses whose cooperation has contributed to the publication of these data.

If you have any questions concerning the statistics in this report, call 301-457-2689.



**Economics and Statistics
Administration**

Everett M. Ehrlich, Under Secretary
for Economic Affairs



BUREAU OF THE CENSUS

Martha Farnsworth Riche, Director
Harry A. Scarr, Deputy Director

Paula J. Schneider, Principal Associate
Director for Programs

Thomas L. Mesenbourg, Acting Associate
Director for Economic Programs

Thomas L. Mesenbourg, Assistant Director
for Economic Programs

**ECONOMIC PLANNING AND COORDINATION
DIVISION**

John P. Govoni, Chief

SERVICES DIVISION

Carole A. Ambler, Chief

Introduction to the Economic Census

PURPOSES AND USES OF THE ECONOMIC CENSUS

The economic census is the major source of facts about the structure and functioning of the Nation's economy. It provides essential information for government, business, industry, and the general public.

The economic census furnishes an important part of the framework for such composite measures as the gross domestic product, input/output measures, production and price indexes, and other statistical series that measure short-term changes in economic conditions.

Policymaking agencies of the Federal Government use the data, especially in monitoring economic activity and providing assistance to business.

State and local governments use the data to assess business activities and tax bases within their jurisdictions and to develop programs to attract business.

Trade associations study trends in their own and competing industries and keep their members informed of market changes.

Individual businesses use the data to locate potential markets and to analyze their own production and sales performance relative to industry or area averages.

AUTHORITY AND SCOPE

Title 13 of the United States Code (sections 131, 191, and 224) directs the Census Bureau to take the economic census every 5 years, covering years ending in 2 and 7. The 1992 Economic Census consists of the following eight censuses:

- Census of Retail Trade
- Census of Wholesale Trade
- Census of Service Industries
- Census of Financial, Insurance, and Real Estate Industries
- Census of Transportation, Communications, and Utilities
- Census of Manufactures
- Census of Mineral Industries
- Census of Construction Industries

Special programs also cover enterprise statistics and minority-owned and women-owned businesses. (The 1992 Census of Agriculture and 1992 Census of Governments are conducted separately.) The next economic census is scheduled to be taken in 1998 covering the year 1997.

AVAILABILITY OF THE DATA

The results of the economic census are available in printed reports for sale by the U.S. Government Printing Office and on compact discs for sale by the Census Bureau. Order forms for all types of products are available on request from Customer Services, Bureau of the Census, Washington, DC 20233-8300. A more complete description of publications being issued from this census is on the inside back cover of this document.

Census facts are also widely disseminated by trade associations, business journals, and newspapers. Volumes containing census statistics are available in most major public and college libraries. Finally, State data centers in every State as well as business and industry data centers in many States also supply economic census statistics.

WHAT'S NEW IN 1992

The 1992 Economic Census covers more of the economy than any previous census. New for 1992 are data on communications, utilities, financial, insurance, and real estate, as well as coverage of more transportation industries. The economic, agriculture, and governments censuses now collectively cover nearly 98 percent of all economic activity.

Among other changes, new 1992 definitions affect the boundaries of about a third of all metropolitan areas. Also, the Survey of Women-Owned Businesses has now been expanded to include all corporations.

HISTORICAL INFORMATION

The economic census has been taken as an integrated program at 5-year intervals since 1967 and before that for 1963, 1958, and 1954. Prior to that time, the individual subcomponents of the economic census were taken separately at varying intervals.

The economic census traces its beginnings to the 1810 Decennial Census, when questions on manufacturing were included with those for population. Coverage of economic activities was expanded for 1840 and subsequent censuses to include mining and some commercial activities. In 1902, Congress established a permanent Census Bureau and directed that a census of manufactures be taken every 5 years. The 1905 Manufactures Census was the first time a census was taken apart from the regular every-10-year population census.

The first census of business was taken in 1930, covering 1929. Initially it covered retail and wholesale trade and construction industries, but it was broadened in 1933 to include some of the service trades.

The 1954 Economic Census was the first census to be fully integrated—providing comparable census data across economic sectors, using consistent time periods, concepts, definitions, classifications, and reporting units. It was the first census to be taken by mail, using lists of firms provided by the administrative records of other Federal agencies. Since 1963, administrative records also have been used to provide basic statistics for very small firms, reducing or eliminating the need to send them census questionnaires. The Enterprise Statistics Program, which publishes combined data from the economic census, was made possible with the implementation of the integrated census program in 1954.

The range of industries covered in the economic censuses has continued to expand. The census of construction industries began on a regular basis in 1967, and the scope of service industries was broadened in 1967, 1977, and 1987. The census of transportation began in 1963 as a set of surveys covering travel, transportation of commodities, and trucks, but expanded in 1987 to cover business establishments in several transportation industries. For 1992, these statistics are incorporated into a broadened census of transportation, communications, and utilities. Also new for 1992 is the census of financial, insurance, and real estate industries. This is part of a gradual expansion in coverage of industries previously subjected to government regulation.

The Survey of Minority-Owned Business Enterprises was first conducted as a special project in 1969 and was incorporated into the economic census in 1972 along with the Survey of Women-Owned Businesses.

An economic census has also been taken in Puerto Rico since 1909, in the Virgin Islands of the United States and Guam since 1958, and in the Commonwealth of the Northern Mariana Islands since 1982.

Statistical reports from the 1987 and earlier censuses provide historical figures for the study of long-term time series and are available in some large libraries. All of the census data published since 1967 are still available for sale on microfiche from the Census Bureau.

AVAILABILITY OF MORE FREQUENT ECONOMIC DATA

While the census provides complete enumerations every 5 years, there are many needs for more frequent data as well. The Census Bureau conducts a number of monthly, quarterly, and annual surveys, with the results appearing in publication series such as Current Business Reports (retail and wholesale trade and service industries), the Annual Survey of Manufactures, Current Industrial Reports, and the Quarterly Financial Report. Most of these surveys, while providing more frequent observations, yield less kind-of-business and geographic detail than the census. The County Business Patterns program offers annual statistics on the number of establishments, employment, and payroll classified by industry within each county.

SOURCES FOR MORE INFORMATION

More information about the scope, coverage, classification system, data items, and publications for each of the economic censuses and related surveys is published in the *Guide to the 1992 Economic Census and Related Statistics*. More information on the methodology, procedures, and history of the census will be published in the *History of the 1992 Economic Census*. Contact Customer Services for information on availability.

Census of Service Industries

GENERAL

The 1992 Census of Service Industries, part of the 1992 Economic Census, covered service industries as defined in Division I of the *Standard Industrial Classification Manual: 1987*¹ (SIC), except Elementary and Secondary Schools (SIC 821), Colleges, Universities, Professional Schools, and Junior Colleges (SIC 822), Labor Unions and Similar Labor Organizations (SIC 863), Political Organizations (SIC 865), Religious Organizations (SIC 866), and Private Households (SIC 881). The census also excluded governmental establishments classified in the covered industries, except for government-operated hospitals which were included.

Data are presented for establishments in the following classifications:

SIC code	Title
70	Hotels, rooming houses, camps, and other lodging places
72	Personal services
73	Business services
75	Automotive repair, services, and parking
76	Miscellaneous repair services
78	Motion pictures
79	Amusement and recreation services
80	Health services
81	Legal services
823, 4, 9	Selected educational services
83	Social services
84	Museums, art galleries, and botanical and zoological gardens
861, 2, 4, 9	Selected membership organizations
87	Engineering, accounting, research, management, and related services
89	Services, not elsewhere classified

This series of reports presents data for service establishments of firms subject to Federal income tax and (in separate tables) of firms which are exempt from Federal income tax under provisions of the Internal Revenue Code. Only establishments with some payroll during the year are included. For a more detailed explanation, see appendix A.

¹*Standard Industrial Classification Manual: 1987*. For sale by Superintendent of Documents, U.S. Government Printing Office, Washington, DC 20402. Stock No. 041-001-00314-2.

Many of the "kinds of business or operation" included in this report are not thought of as commercial businesses, and the terms (such as "business," "establishment," and "firm") used to describe them may not be descriptive of such services, particularly for not-for-profit and professional services. However, these terms are applied to all "kinds of business or operation" in order to maintain conformity in the measures of the production and delivery of goods and services and in the presentation of data.

The basic tabulations in this report do not include data for establishments which are auxiliary (primary function is providing a service, such as warehousing or bookkeeping) to service establishments within the same organization. Data for auxiliaries are presented in a subsequent report issued as part of the 1992 Enterprise Statistics reports.

For the 1992 Census of Service Industries, large- and medium-size firms, plus all firms known to operate more than one establishment, were sent questionnaires to be completed and returned to the Census Bureau by mail. For most very small firms, including those with no paid employees, data from existing administrative records of other Federal agencies were used instead. These records provided basic information on location, kind of business, receipts, payroll, number of employees, and legal form of organization. In addition, more detailed information for selected kinds of business was obtained on the various questionnaires.

Appendix A gives a more detailed explanation of census coverage and methodology.

CENSUS DISCLOSURE RULES

In accordance with Federal law governing census reports, no data are published that would disclose the operations of an individual establishment or business. However, the number of establishments in a kind-of-business classification is not considered a disclosure, so this information may be released even though other information is withheld.

GEOGRAPHIC AREAS COVERED

This report series presents data for the following areas:

1. The United States as a whole.
2. Each State and the District of Columbia.

3. Each consolidated metropolitan statistical area (CMSA) and primary metropolitan statistical area (PMSA) defined by the Office of Management and Budget (OMB) as of June 30, 1993. A CMSA is an area used to facilitate the presentation and analysis of data for large concentrations of metropolitan populations. It includes two or more contiguous PMSA's which have a population of at least 1,000,000² and which meet specific criteria of urban character and of social and economic integration.
4. Each metropolitan statistical area (MSA) defined by the OMB as of June 30, 1993. An MSA is an integrated economic and social unit with a population nucleus of at least 50,000 inhabitants.² Each MSA consists of one or more counties meeting standards of metropolitan character; in New England, cities and towns rather than counties are the component geographic units.
5. The area within the State outside metropolitan areas (MA's).
6. Each county or county equivalent.³ Counties are the primary divisions of States, except in Louisiana where they are called parishes and in Alaska where they are called boroughs and census areas. Maryland, Missouri, Nevada, and Virginia have one place or more that is independent of any county organization and constitutes primary divisions of their States. These places are treated as counties and as places.
7. Each consolidated city.³ Consolidated cities are consolidated governments which consist of separately incorporated municipalities.
8. Each municipality of 2,500 inhabitants or more incorporated as a city, borough, village, or town.^{2 3}

For the economic census, boroughs and census areas in Alaska and boroughs in New York are not included in this category.
9. Special economic urban areas (SEUA's), which include townships in Michigan, New Jersey, and Pennsylvania, and towns in New York, Wisconsin, and the six New England States with 10,000 inhabitants or more.²

DOLLAR VALUES

All dollar values presented in this report are expressed in current dollars, i.e., 1992 data are expressed in 1992 dollars and 1987 data in 1987 dollars. Consequently, when making comparisons to prior years, users of the data should consider the inflation that has occurred.

RELIABILITY OF DATA

All data compiled in this report originated from either census questionnaires or administrative records of other Federal agencies and, therefore, are not subject to sampling errors. However, the data are subject to nonsampling

²According to the 1990 Census of Population or subsequent special census.

³Those defined as of January 1, 1992.

errors. Nonsampling errors can be attributed to many sources: inability to identify all cases in the actual universe; definition and classification difficulties; differences in the interpretation of questions; errors in recording or coding the data obtained; and other errors of collection, response, coverage, processing, and estimation for missing or misreported data.

The accuracy of these tabulated data is determined by the joint effects of the various nonsampling errors. No direct measurement of these effects has been obtained except for estimation for missing or misreported data; however, precautionary steps were taken in all phases of the collection, processing, and tabulation of the data in an effort to minimize the effects of nonsampling errors.

The Bureau of the Census obtains on computer tape limited information extracted from administrative records of other Federal agencies. This information is used in conjunction with other information available to the Census Bureau to develop estimates for nonemployers, small employers, and other establishments for which responses were not received in time for publication. For an indication of the extent that data included in these reports were obtained from the administrative records of other Federal agencies and from estimation, rather than reports directly from respondents, see appendix E. Also, see appendix A for a more detailed explanation of census coverage and methodology.

SPECIAL TABULATIONS

Special tabulations of data collected in the 1992 Census of Service Industries may be obtained, depending on availability of time and personnel, on diskette, computer tape, or in tabular form. The data will be in summary form and subject to the same rules prohibiting disclosure of confidential information (including name, address, kind of business, or other data for individual business establishments or companies) as are the regular publications.

Special tabulations are prepared on a cost basis. A request for a cost estimate, as well as exact specifications on the type and format of the data to be provided, should be directed to the Chief, Services Division, Bureau of the Census, Washington, DC 20233.

To discuss a special tabulation before submitting specifications, call 1-800-541-8345.

ABBREVIATIONS AND SYMBOLS

The following abbreviations and symbols are used in this publication:

- * See kind-of-business descriptions for SIC 72 and SIC 7384 in appendix A for treatment of plant outlets.
- Represents zero.
- (D) Withheld to avoid disclosing data for individual companies; data are included in broader kind-of-business totals.

(IC)	Independent city.	Symbol	Employment Size
(NA)	Not available.		
(X)	Not applicable.	AA	0–19
CMSA	Consolidated metropolitan statistical area.	BB	20–99
MA	Metropolitan area.	CC	100–249
MSA	Metropolitan statistical area.	EE	250–499
n.e.c.	Not elsewhere classified.	FF	500–999
PMSA	Primary metropolitan statistical area.	GG	1,000–2,499
pt.	Part.	HH	2,500–4,999
r	Revised.	II	5,000–9,999
SIC	Standard Industrial Classification.	JJ	10,000–24,999

The following symbols are used in this publication to show employment size ranges for employment data that have been withheld to avoid disclosing data for individual companies (employment size range codes are provided for the first time in the 1992 Economic Census):

KK	25,000–49,999
LL	50,000–99,999
MM	100,000 or more

Users' Guide for Locating Statistics in This Report by Table Number

Information shown in tables	Table															
	1a	1b	2a	2b	3a	3b	4	5	6	7a	7b	8a	8b	9	10	
GEOGRAPHIC AREAS																
The State	X	X	X	X	X	X	X								X	X
CMSA's and MSA's in the State										X	X					
PMSA's in the State										X	X					
Area of the State not in any CMSA, PMSA, or MSA												X	X			
Counties in the State							X		X							X
Places in the State							X	X						X		
DATA ITEMS																
Establishments	X	X			X	X	X	X	X	X	X	X	X	X		X
Receipts	X				X	X	X	X	X	X	X	X	X	X	X	X
Revenue		X									X		X			
Expenses						X										
Annual payroll	X	X			X	X	X	X	X	X	X	X	X	X		
First-quarter payroll	X	X					X	X	X	X	X	X	X	X		
Paid employees for pay period including March 12, 1992	X	X			X	X	X	X	X	X	X	X	X	X		
1987 to 1992 comparative statistics					X	X										
Receipts per establishment			X													
Revenue per establishment				X												
Expenses per establishment				X												
Receipts per employee			X													
Revenue per employee				X												
Expenses per employee				X												
Annual payroll per employee			X	X												
Employees per establishment			X	X												
Counties ranked by volume of receipts																X
Places ranked by volume of receipts														X		

Users' Guide for Locating Statistics in the 1992 Census of Service Industries Reports

Report and geographic area	Information shown in reports by kind of business or industry category										
	Number of establishments	Receipts/Revenue (\$1,000)	Payroll (\$1,000)	Number of employees	Selected ratios	Receipts/revenue lines	Receipts size and employment size of establishments and firms	Concentration ratios of largest firms	Single units and multi-units	Legal form of organization	Selected topics
GEOGRAPHIC AREA SERIES											
United States	X	X	X	X	X						
State	X	X	X	X	X						
CMSA, PMSA, MSA	X	X	X	X							
County	X	X	X	X							
Place	X	X	X	X							
NONEMPLOYER STATISTICS SERIES											
United States	X	X									
State	X	X									
CMSA, PMSA, MSA	X	X									
County	X	X									
Place	X	X									
ESTABLISHMENT AND FIRM SIZE (INCLUDING LEGAL FORM OF ORGANIZATION)											
United States	X	X	X	X			X	X	X	X	
CAPITAL EXPENDITURES, DEPRECIABLE ASSETS, AND OPERATING EXPENSES											
United States		X	X								X
RECEIPTS/REVENUE LINES											
United States	X	X				X					
State	X	X				X					
CMSA, PMSA, MSA	X	X				X					
HOTELS, MOTELS, AND OTHER LODGING PLACES											
United States	X	X	X	X		X					X
State	X	X	X	X		X					X
CMSA, PMSA, MSA	X	X				X					X

Report and geographic area	Information shown in reports by kind of business or industry category										
	Number of establishments	Receipts/Revenue (\$1,000)	Payroll (\$1,000)	Number of employees	Selected ratios	Receipts/revenue lines	Receipts size and employment size of establishments and firms	Concentration ratios of largest firms	Single units and multi-units	Legal form of organization	Selected topics
ZIP CODES											
United States	X	X	X	X							
State	X	X	X	X							
MISCELLANEOUS SUBJECTS											
United States	X	X	X	X							X
State	X	X									X
CMSA, PMSA, MSA	X	X									X

Contents

Oklahoma

[Page numbers listed here omit the prefix that appears as part of the number of each page]

	Page
Introduction to the Economic Census	III
Census of Service Industries	V
Users' Guide for Locating Statistics in This Report by Table Number	VIII
Users' Guide for Locating Statistics in the 1992 Census of Service Industries Reports ...	IX
Summary of Findings	2

FIGURES

1. Percent Change in Receipts and Annual Payroll for Establishments of Firms Subject to Federal Income Tax: 1987 to 1992	3
2. Annual Payroll per Employee for Establishments of Firms Subject to Federal Income Tax: 1992 and 1987	4
Maps	5

TABLES

1a. Summary Statistics for Firms Subject to Federal Income Tax for the State: 1992 ..	7
1b. Summary Statistics for Firms Exempt From Federal Income Tax for the State: 1992	11
2a. Selected Ratios for Firms Subject to Federal Income Tax for the State: 1992	12
2b. Selected Ratios for Firms Exempt From Federal Income Tax for the State: 1992 ..	15
3a. Comparative Statistics for Firms Subject to Federal Income Tax for the State: 1992 and 1987	15
3b. Comparative Statistics for Firms Exempt From Federal Income Tax for the State: 1992 and 1987	19
4. Summary Statistics for Firms Subject to Federal Income Tax for Counties and for Places With 2,500 Inhabitants or More: 1992	20
5. Summary Statistics for Firms Subject to Federal Income Tax for Places With 350 Establishments or More: 1992	28
6. Summary Statistics for Firms Subject to Federal Income Tax for Counties With 350 Establishments or More: 1992	40
7a. Summary Statistics for Firms Subject to Federal Income Tax for Metropolitan Areas: 1992	49
7b. Summary Statistics for Firms Exempt From Federal Income Tax for Metropolitan Areas: 1992	59
8a. Summary Statistics for Firms Subject to Federal Income Tax for the Area Outside Metropolitan Areas: 1992	61
8b. Summary Statistics for Firms Exempt From Federal Income Tax for the Area Outside Metropolitan Areas: 1992	63
9. Places With 2,500 Inhabitants or More Ranked by Volume of Receipts of Firms Subject to Federal Income Tax: 1992	65
10. Counties Ranked by Volume of Receipts of Firms Subject to Federal Income Tax: 1992	66

APPENDIXES

A. General Explanation	A-1
B. Sample Report Form and Instructions	B-1
C. Kind-of-Business Titles and Reporting-Form Numbers	C-1
D. Metropolitan Areas	D-1
E. Percent of Receipts/Revenue Based on Administrative Records and Estimation for the State: 1992	E-1
F. Geographic Notes	F-1
G. Establishments in Business Any Time During Year and Establishments in Business at End of Year for the State: 1992 and 1987	G-1

Publication Program

Inside back cover

Summary of Findings

FIRMS SUBJECT TO FEDERAL INCOME TAX

Data from the 1992 Census of Service Industries show that Oklahoma's 21,209 service industries establishments of firms with payroll that were subject to Federal income tax had receipts totaling \$9.6 billion. The 1992 data represent an increase of 51.3 percent in receipts for the State since 1987.

For establishments with payroll in 1992, receipts of offices and clinics of medical doctors totaled \$1.4 billion, compared with \$942.6 million in 1987. Other leading service kinds of business in 1992 were legal services with \$879.2 million in receipts, nursing and personal care facilities with \$482.4 million, and computer programming, data processing, and other computer related services with \$464.1 million.

There were 196,400 paid employees (full- and part-time) working in service industries in the State as of mid-March 1992, compared with 149,370 employees in 1987. Large employers included nursing and personal care facilities with 22,751 employees, help supply services with 22,042 employees, and offices and clinics of doctors of medicine with 13,847 employees.

ORGANIZATIONS EXEMPT FROM FEDERAL INCOME TAX

Data for the census show that Oklahoma's 2,541 service industries establishments of firms and other organizations with payroll that were exempt from Federal income tax had revenue totaling \$3.9 billion and expenses of \$3.7 billion in 1992. The 1992 data represent an increase of 48.9 percent in expenses since 1987.

For establishments with payroll in 1992, revenue of hospitals totaled \$2.8 billion, compared with \$2.0 billion in 1987. Other leading classifications in 1992 were business associations with revenue of \$135.2 million, and civic, social, and fraternal associations with \$126.4 million.

There were 83,096 paid employees (full- and part-time) as of mid-March 1992, compared with 68,463 employees in 1987. Hospitals had 53,691 employees; individual and family social services, 4,389 employees; and job training and vocational rehabilitation services, 3,678 employees.

Figure 1. **Percent Change in Receipts and Annual Payroll for Establishments of Firms Subject to Federal Income Tax: 1987 to 1992**

(Includes only establishments with payroll. For meaning of abbreviations and symbols, see introductory text)

Receipts 
Payroll 

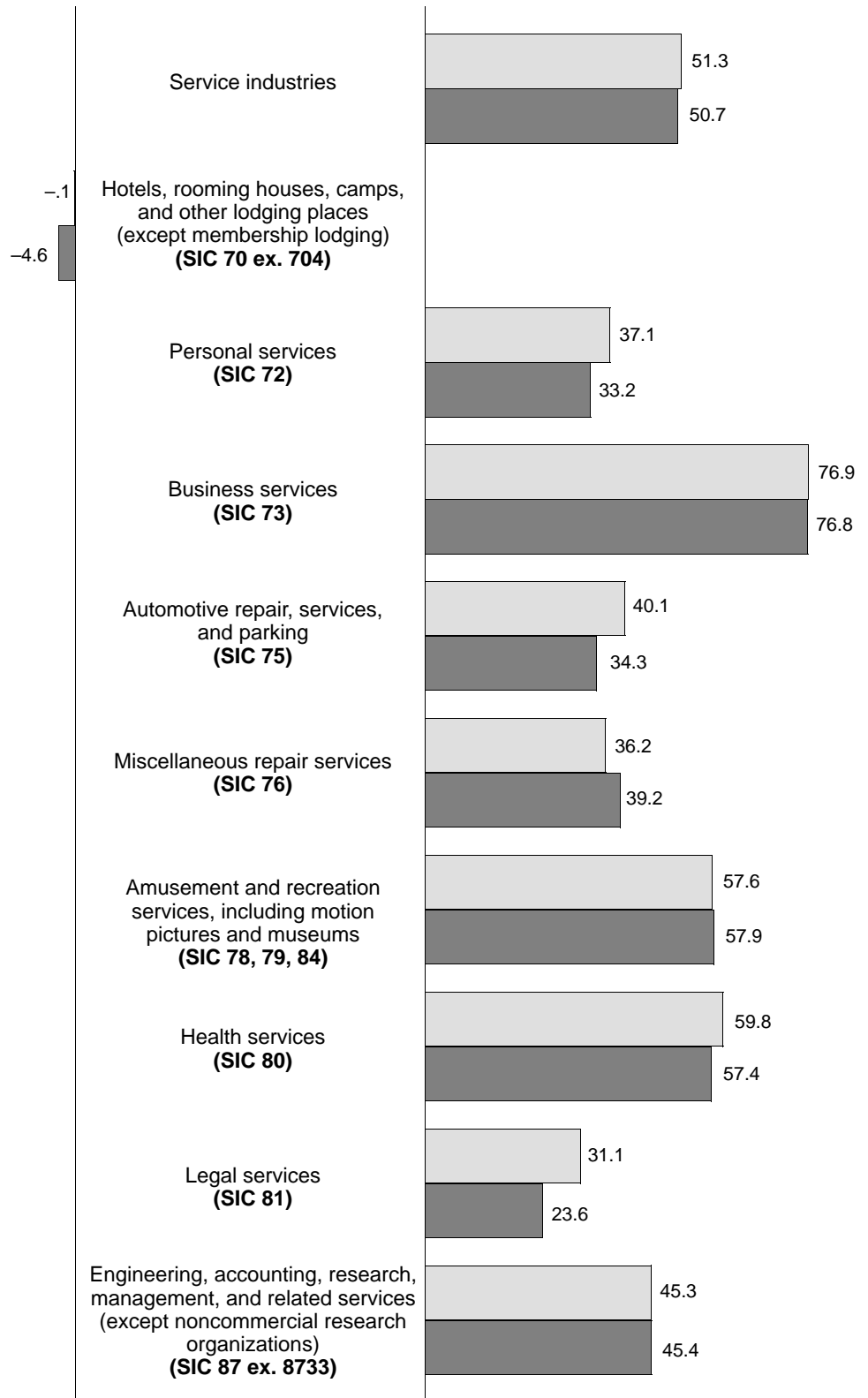




Figure 2. Annual Payroll per Employee for Establishments of Firms Subject to Federal Income Tax: 1992 and 1987

(In dollars. For meaning of abbreviations and symbols, see introductory text)

1992 
1987 

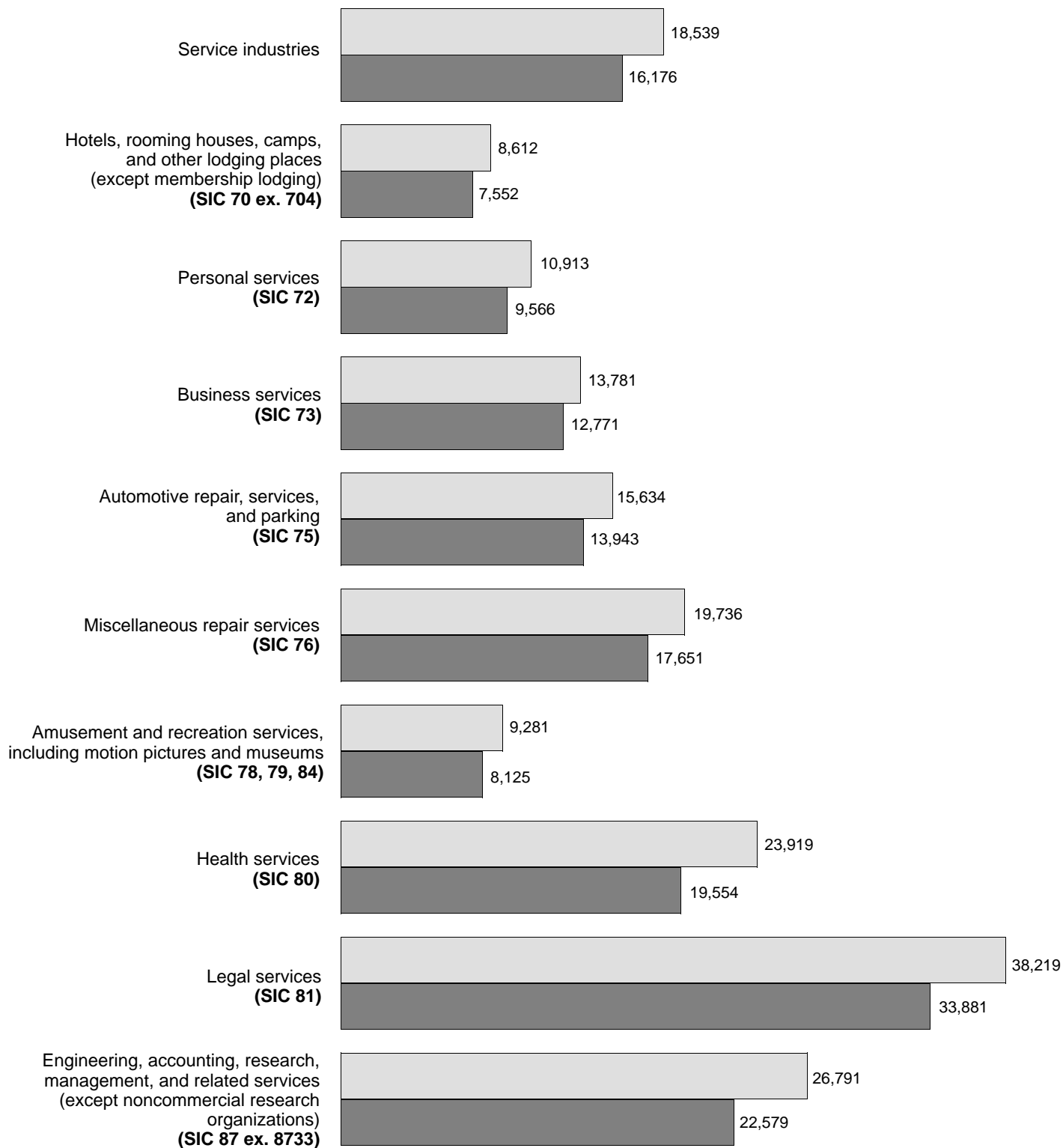




Table 1a. Summary Statistics for Firms Subject to Federal Income Tax for the State: 1992

[Includes only establishments with payroll. For meaning of abbreviations and symbols, see introductory text. For explanation of terms and comparability of 1987 and 1992 censuses, see appendix A]

SIC code	Kind of business or operation	Establishments (number)	Receipts (\$1,000)	Annual payroll (\$1,000)	First-quarter payroll (\$1,000)	Paid employees for pay period including March 12 (number)
	Total	21 209	9 607 436	3 641 094	814 903	196 400
70 ex. 704	Hotels, rooming houses, camps, and other lodging places (except membership lodging)	514	308 297	80 854	18 844	9 388
	Hotels and motels	454	299 579	78 878	18 420	9 090
7011	Hotels	90	154 114	44 341	10 596	4 373
7011 pt.	Hotels, 25 guestrooms or more	77	152 368	43 951	10 532	4 329
7011 pt.	Hotels, less than 25 guestrooms	13	1 746	390	64	44
7011 pt.	Hotels, motor hotels, and tourist courts	364	145 465	34 537	7 824	4 717
7011 pt.	Motels, motor hotels, and tourist courts	304	113 778	26 304	6 040	3 529
7011 pt.	Motels, tourist courts	60	31 687	8 233	1 784	1 188
	Other lodging places	60	8 718	1 976	424	298
702, 3	Rooming and boarding houses	16	3 286	1 007	240	197
703	Camps and recreational vehicle parks	44	5 432	969	184	101
7032	Sporting and recreational camps	11	1 004	168	20	13
7033	Recreational vehicle parks and campsites	33	4 428	801	164	88
72	Personal services	2 076	464 539	148 436	35 927	13 602
	Laundry, cleaning, and garment services	640	190 871	67 235	16 538	5 924
7211	Power laundries, family and commercial*	39	15 961	6 977	1 745	656
7213	Linen supply*	16	19 918	8 320	2 100	606
7215	Coin-operated laundries and drycleaning	113	18 342	3 733	894	439
7215 pt.	Coin-operated laundries and drycleaning stores	106	(D)	(D)	(D)	EE
7215 pt.	Coin-operated laundry routes	7	(D)	(D)	(D)	BB
7216	Drycleaning plants, except rug cleaning*	282	70 665	26 606	6 415	2 539
7217	Carpet and upholstery cleaning	91	13 553	4 771	1 095	455
7218	Industrial laundries*	18	41 624	13 451	3 419	857
7212, 9	Other laundry, cleaning, and garment services*	81	10 808	3 377	870	372
7212	Garment pressing, and agents for laundries and drycleaners	27	4 445	1 288	348	129
7219	Laundry and garment services, n.e.c.*	54	6 363	2 089	522	243
722	Photographic studios, portrait	145	44 522	11 885	2 414	1 160
723, 4	Beauty and barber shops	523	53 985	21 541	5 086	2 155
723	Beauty shops	472	48 086	19 042	4 541	1 961
724	Barber shops	51	5 899	2 499	545	194
725	Shoe repair shops and shoeshine parlors	30	2 367	579	137	80
726	Funeral service and crematories	264	108 390	26 605	6 226	1 453
	Miscellaneous personal services	474	64 404	20 591	5 526	2 830
7291	Tax return preparation services	176	20 720	7 446	2 324	1 311
7299	Miscellaneous personal services, n.e.c.	298	43 684	13 145	3 202	1 519
7299 pt.	Massage parlors, tanning salons, and saunas	57	3 650	1 053	244	214
7299 pt.	Other personal services	241	40 034	12 092	2 958	1 305
7299 pt.	Diet and weight reducing services	37	11 413	3 381	716	391
7299 pt.	Formal wear rental	25	3 664	998	223	131
7299 pt.	Other personal services, n.e.c.	179	24 957	7 713	2 019	783
73	Business services	3 190	1 805 120	698 496	161 666	50 685
	Advertising	196	79 825	29 640	7 181	1 178
7311	Advertising agencies	140	56 414	22 616	5 612	683
7312	Outdoor advertising services	18	12 914	3 028	707	136
7313	Radio, television, publishers' advertising representatives	15	4 778	1 627	315	91
7313 pt.	Radio, television advertising representatives	5	2 288	788	125	33
7313 pt.	Publishers' advertising representatives	10	2 490	839	190	58
7319	Advertising, n.e.c.	23	5 719	2 369	547	268
732	Consumer credit reporting agencies, mercantile reporting agencies, and adjustment and collection agencies	109	51 977	18 905	4 414	934
7322	Adjustment and collection services	80	34 628	15 317	3 590	771
7323	Credit reporting services	29	17 349	3 588	824	163
	Mailing, reproduction, commercial art and photography, and stenographic services	286	118 424	31 422	7 028	2 049
7331	Direct mail advertising services	33	61 807	15 588	3 609	963
7331 pt.	Mailing list compilers, brokers, and managers	8	3 868	1 259	263	81
7334	Direct mail advertising services, except mailing list services	25	57 939	14 329	3 346	882
7334 pt.	Photocopying and duplicating services	47	23 818	6 022	1 366	507
7334 pt.	Blueprinting and photocopying services	45	(D)	(D)	(D)	EE
7334 pt.	Duplicating services, except printing and photocopying	2	(D)	(D)	(D)	BB
7335, 6	Commercial photography, art, and graphics	104	18 493	6 285	1 293	316
7335	Commercial photography	25	4 274	1 202	215	63
7336	Commercial art and graphic design	79	14 219	5 083	1 078	253
7336 pt.	Commercial art	23	2 294	941	219	47
7336 pt.	Graphic arts and related design	56	11 925	4 142	859	206
7338	Secretarial and court reporting services	102	14 306	3 527	760	263
734	Services to dwellings and other buildings	648	156 008	73 720	16 088	7 576
7342	Disinfecting and pest control services	163	37 988	12 985	2 608	776
7349	Building cleaning and maintenance services, n.e.c.	485	118 020	60 735	13 480	6 800
	Miscellaneous equipment rental and leasing	363	191 960	47 217	11 372	2 231
7352	Medical equipment rental and leasing	48	26 268	5 501	1 274	306
7353	Heavy construction equipment rental and leasing	36	17 863	4 146	906	167
7353 pt.	Rental and leasing of heavy construction equipment without operators	24	13 547	3 015	636	108
7353 pt.	Rental and leasing of heavy construction equipment with operators	12	4 316	1 131	270	59
7359	Equipment rental and leasing, n.e.c.	279	147 829	37 570	9 192	1 758
7359 pt.	Equipment rental	252	138 674	35 273	8 709	1 657
7359 pt.	Rent-to-own	66	23 202	4 530	1 048	264
7359 pt.	Equipment rental, except rent-to-own	186	115 472	30 743	7 661	1 393
7359 pt.	Equipment leasing, except finance leasing	27	9 155	2 297	483	101

Table 1a. Summary Statistics for Firms Subject to Federal Income Tax for the State: 1992—Con.

[Includes only establishments with payroll. For meaning of abbreviations and symbols, see introductory text. For explanation of terms and comparability of 1987 and 1992 censuses, see appendix A]

SIC code	Kind of business or operation	Establishments (number)	Receipts (\$1,000)	Annual payroll (\$1,000)	First-quarter payroll (\$1,000)	Paid employees for pay period including March 12 (number)
73	Business services—Con.					
736	Personnel supply services -----	258	319 269	220 399	49 176	22 703
7361	Employment agencies -----	87	24 216	10 937	2 065	661
7363	Help supply services -----	171	295 053	209 462	47 111	22 042
7363 pt.	Temporary help supply -----	132	227 848	155 709	35 580	16 724
7363 pt.	Help supply, except temporary -----	39	67 205	53 753	11 531	5 318
7363 pt.	Employee leasing -----	24	58 942	47 532	10 067	4 696
7363 pt.	Other help supply services -----	15	8 263	6 221	1 464	622
737	Computer programming, data processing, and other computer related services -----	503	464 063	151 125	36 772	4 921
7371, 2, 3	Computer programming, prepackaged software, and integrated systems -----	262	200 850	77 406	18 496	2 249
7371	Computer programming services -----	178	109 252	47 578	11 483	1 402
7372	Prepackaged software -----	43	30 327	10 389	2 660	280
7373	Computer integrated systems -----	41	61 271	19 439	4 353	567
7374, 5, 6	Data processing services -----	109	166 583	47 424	11 559	1 705
7374, 5	Computer processing, information retrieval -----	99	154 651	42 583	10 269	1 550
7374	Computer processing and data preparation and processing services -----	84	133 300	37 634	9 023	1 388
7375	Information retrieval services -----	15	21 351	4 949	1 246	162
7376	Computer facilities management services -----	10	11 932	4 841	1 290	155
7377, 8, 9	Computer rental and leasing, maintenance, and related services, n.e.c. -----	132	96 630	26 295	6 717	967
7377	Computer rental and leasing -----	8	(D)	(D)	(D)	CC
7378	Computer maintenance and repair -----	70	61 607	17 646	4 489	710
7379	Computer related services, n.e.c. -----	54	(D)	(D)	(D)	CC
7379 pt.	Computer consultants -----	48	10 413	3 471	788	128
7379 pt.	Miscellaneous computer services, n.e.c. -----	6	(D)	(D)	(D)	BB
738	Miscellaneous business services -----	827	423 594	126 068	29 635	9 093
7381, 2	Detective agencies and protective services -----	174	73 946	37 692	9 091	3 612
7381	Detective, guard, and armored car services -----	141	46 007	27 974	6 815	3 091
7381 pt.	Detective agencies and guard services -----	133	(D)	(D)	(D)	HH
7381 pt.	Armored car services -----	8	(D)	(D)	(D)	CC
7382	Security systems services -----	33	27 939	9 718	2 276	521
7383	News syndicates -----	6	3 768	944	259	27
7384	Photofinishing laboratories* -----	88	60 932	15 482	3 205	1 022
7384 pt.	Photofinishing laboratories, except "one-hour" (mini) labs* -----	38	48 302	12 704	2 579	785
7384 pt.	One-hour (mini) photofinishing* -----	50	12 630	2 778	626	237
7389	Business services, n.e.c. -----	559	284 948	71 950	17 080	4 432
7389 pt.	Sign painting shops -----	19	(D)	(D)	(D)	BB
7389 pt.	Interior designing -----	49	18 337	2 756	700	161
7389 pt.	Telephone answering services -----	43	8 355	3 726	836	321
7389 pt.	Other business services -----	448	(D)	(D)	(D)	HH
7389 pt.	Water softening and conditioning services -----	21	10 095	2 546	570	134
7389 pt.	Packaging and labeling services -----	16	11 795	1 579	366	113
7389 pt.	Trading stamp services -----	1	(D)	(D)	(D)	AA
7389 pt.	Miscellaneous business services -----	410	233 675	60 584	14 455	3 652
7389 pt.	Convention and trade show services -----	19	5 593	1 615	479	92
7389 pt.	Private mail centers -----	32	7 312	1 997	476	160
7389 pt.	Miscellaneous business services, n.e.c. -----	359	220 770	56 972	13 500	3 400
75	Automotive repair, services, and parking -----	1 950	602 283	131 575	30 459	8 416
751	Automotive rental and leasing, without drivers -----	104	156 203	22 139	4 884	1 120
7513	Truck rental and leasing, without drivers -----	48	70 950	9 113	2 013	399
7513 pt.	Truck rental, without drivers -----	33	23 547	3 209	709	165
7513 pt.	Truck leasing, except finance leasing -----	15	47 403	5 904	1 304	234
7514, 5	Passenger car rental and leasing -----	52	84 243	12 870	2 838	709
7514	Passenger car rental -----	50	(D)	(D)	(D)	FF
7515	Passenger car leasing -----	2	(D)	(D)	(D)	AA
7519	Utility trailer and recreational vehicle rental -----	4	1 010	156	33	12
752	Automobile parking -----	65	22 616	2 829	719	334
7521 pt.	Parking lots -----	58	18 526	2 562	653	315
7521 pt.	Parking structures -----	7	4 090	267	66	19
753	Automotive repair shops -----	1 509	363 753	90 535	20 969	5 322
7532	Top, body, and upholstery repair shops and paint shops -----	409	110 779	29 793	6 768	1 703
7532 pt.	Top and body repair shops -----	365	101 241	27 189	6 201	1 541
7532 pt.	Paint shops -----	44	9 538	2 604	567	162
7538	General automotive repair shops -----	709	147 521	35 867	8 412	2 204
7538 pt.	General automotive repair shops, except diesel -----	620	125 475	30 491	7 179	1 912
7538 pt.	Diesel repair shops -----	89	22 046	5 376	1 233	292
7533, 4, 6, 7, 9	Other automotive repair shops -----	391	105 453	24 875	5 789	1 415
7533	Automotive exhaust system repair shops -----	78	17 296	3 979	899	229
7534	Tire retreading and repair shops -----	28	22 478	3 495	842	182
7536	Automotive glass replacement shops -----	43	13 433	3 382	797	174
7537	Automotive transmission repair shops -----	79	18 455	4 601	1 067	274
7539	Automotive repair shops, n.e.c. -----	163	33 791	9 418	2 184	556
7539 pt.	Radiator repair -----	47	7 434	1 802	437	122
7539 pt.	Brake, front end, and wheel alignment -----	44	14 213	4 456	1 086	224
7539 pt.	Automotive electrical and fuel system services -----	46	8 052	2 086	456	139
7539 pt.	Carburetor repair shops -----	21	4 422	992	191	61
7539 pt.	Automotive electrical repair shops -----	25	3 630	1 094	265	78
7539 pt.	Other automotive repair shops, n.e.c. -----	26	4 092	1 074	205	71
754	Automotive services, except repair -----	272	59 711	16 072	3 887	1 640
7542	Carwashes -----	136	26 037	6 665	1 649	941
7549	Automotive services, except repair and carwashes -----	136	33 674	9 407	2 238	699
7549 pt.	Lubrication shops -----	63	18 301	4 842	1 153	361
7549 pt.	Other automotive services -----	73	15 373	4 565	1 085	338
7549 pt.	Towing services -----	51	11 379	3 656	885	256
7549 pt.	Other automotive services, n.e.c. -----	22	3 994	909	200	82

Table 1a. Summary Statistics for Firms Subject to Federal Income Tax for the State: 1992—Con.

[Includes only establishments with payroll. For meaning of abbreviations and symbols, see introductory text. For explanation of terms and comparability of 1987 and 1992 censuses, see appendix A]

SIC code	Kind of business or operation	Establishments (number)	Receipts (\$1,000)	Annual payroll (\$1,000)	First-quarter payroll (\$1,000)	Paid employees for pay period including March 12 (number)
76	Miscellaneous repair services	878	322 581	92 818	22 396	4 703
762	Electrical repair shops	260	103 599	31 658	7 391	1 605
7622	Radio and television repair shops	78	18 810	5 682	1 380	318
7623, 9	Other electrical and electronic repair shops	182	84 789	25 976	6 011	1 287
7623	Refrigeration and air-conditioning service and repair shops	45	14 914	3 507	745	149
7629	Electrical and electronic repair shops, n.e.c.	137	69 875	22 469	5 266	1 138
763	Watch, clock, and jewelry repair	22	2 067	531	122	39
764	Reupholstery and furniture repair	50	6 764	2 331	566	183
769	Miscellaneous repair and related services	546	210 151	58 298	14 317	2 876
7692	Welding repair	109	24 089	6 764	1 919	397
7694	Armature rewinding shops	36	43 149	13 786	3 385	582
7699	Repair shops and related services, n.e.c.	401	142 913	37 748	9 013	1 897
7699 pt.	Farm machinery and equipment repair	14	2 120	350	73	32
7699 pt.	Lawnmower and other small gasoline engine repair	33	6 001	1 284	278	102
7699 pt.	Sewer and septic tank cleaning services	15	5 367	1 837	417	105
7699 pt.	Other repair and related services, n.e.c.	339	129 425	34 277	8 245	1 658
78, 79, 84	Amusement and recreation services, including motion pictures and museums	1 155	491 163	109 395	23 954	11 787
781, 2	Motion picture production, distribution, and services	48	26 523	5 482	1 319	210
7812 pt.	Motion picture production, except for television	16	(D)	(D)	(D)	BB
7812 pt.	Motion picture and tape production for television	16	5 520	1 944	480	77
7819	Services allied to motion picture production	7	2 584	694	116	22
7822 pt.	Motion picture film and tape distributors	7	15 455	1 929	494	64
7822 pt.	Motion picture film exchanges	1	(D)	(D)	(D)	AA
7822 pt.	Video tape wholesalers	6	(D)	(D)	(D)	BB
7822 pt.	Film and tape distribution for television	1	(D)	(D)	(D)	AA
7829	Services allied to motion picture distribution	1	(D)	(D)	(D)	AA
783	Motion picture theaters	95	58 772	7 983	1 780	1 145
7832	Motion picture theaters, except drive-in	88	57 434	7 713	1 731	1 068
7833	Drive-in motion picture theaters	7	1 338	270	49	77
784	Video tape rental	267	52 771	9 262	2 171	1 282
792	Theatrical producers (except motion picture), bands, orchestras, and entertainers	48	16 292	5 397	860	416
7922	Theatrical producers (except motion picture) and miscellaneous theatrical services	20	4 460	1 649	232	253
7922 pt.	Producers of live theatrical productions	4	(D)	(D)	(D)	AA
7922 pt.	Producers of radio and television shows, except tape producers	—	—	—	—	—
7922 pt.	Artists' and entertainers' managers or agents, concert bureaus, booking agents	9	1 814	614	37	54
7922 pt.	Other theatrical services	7	(D)	(D)	(D)	CC
7929	Bands, orchestras, actors, and other entertainers and entertainment groups	28	11 832	3 748	628	163
7929 pt.	Dance groups and artists	4	(D)	(D)	(D)	BB
7929 pt.	Symphony orchestras, opera companies, and chamber music organizations	—	—	—	—	—
7929 pt.	Other music and entertainment presentations	24	(D)	(D)	(D)	CC
7929 pt.	Other music groups and artists	14	8 120	2 928	477	75
7929 pt.	Other entertainers and entertainment groups	10	(D)	(D)	(D)	BB
793	Bowling centers	61	24 678	7 645	1 940	1 008
79 ex. 792, 3, 84	Commercial sports and other amusement and recreation services, including museums	636	312 127	73 626	15 884	7 726
794	Commercial sports	61	70 641	16 578	3 987	1 739
7941	Professional sports clubs, managers, promoters	15	10 992	2 814	665	159
7941 pt.	Baseball clubs	2	(D)	(D)	(D)	BB
7941 pt.	Football clubs	—	—	—	—	—
7941 pt.	Other professional sports clubs	3	(D)	(D)	(D)	BB
7941 pt.	Managers and promoters	10	5 730	1 069	247	51
7948	Racing, including track operation	46	59 649	13 764	3 322	1 580
7948 pt.	Auto racetrack operation	6	3 231	313	47	34
7948 pt.	Horse racetrack operation	2	(D)	(D)	(D)	GG
7948 pt.	Dog racetrack operation	—	—	—	—	—
7948 pt.	Racing stables and racing, n.e.c.	38	(D)	(D)	(D)	CC
79 ex. 792, 3, 4, 84	Other amusement and recreation services, including museums	575	241 486	57 048	11 897	5 987
791	Dance studios, schools, and halls	54	4 408	1 180	308	230
7991	Physical fitness facilities	106	27 688	8 982	2 164	1 372
7991 pt.	Physical fitness centers, except gymnasiums and athletic clubs	90	24 591	8 081	1 939	1 229
7991 pt.	Gymnasiums and athletic clubs	16	3 097	901	225	143
7992	Public golf courses	37	10 435	2 843	516	278
7993	Coin-operated amusement devices	60	17 646	3 552	893	295
7996	Amusement parks	10	13 903	4 432	525	225
7997	Membership sports and recreation clubs	72	49 494	17 046	3 413	1 214
7999, 84	Amusement and recreation services, including museums, n.e.c.	236	117 912	19 013	4 078	2 373
7999 pt.	Concession operators of amusement devices and rides	7	(D)	(D)	(D)	AA
7999 pt.	Carnivals, circuses, and fairs	4	(D)	(D)	(D)	CC
7999 pt.	Carnivals and circuses	3	(D)	(D)	(D)	CC
7999 pt.	Fairs	1	(D)	(D)	(D)	AA
7999 pt., 84	Other recreation and amusements, including museums	225	110 497	17 961	3 924	2 254
84	Museums, art galleries, and botanical and zoological gardens	4	(D)	(D)	(D)	AA
841	Museums and art galleries	4	(D)	(D)	(D)	AA
842	Arboreta and botanical or zoological gardens	—	—	—	—	—
7999 pt.	Roller skating rinks	38	5 027	1 185	293	279
7999 pt.	Ice skating rinks	1	(D)	(D)	(D)	AA
7999 pt.	Other amusement and recreation services, n.e.c.	182	104 982	16 595	3 587	1 958

Table 1a. Summary Statistics for Firms Subject to Federal Income Tax for the State: 1992—Con.

[Includes only establishments with payroll. For meaning of abbreviations and symbols, see introductory text. For explanation of terms and comparability of 1987 and 1992 censuses, see appendix A]

SIC code	Kind of business or operation	Establishments (number)	Receipts (\$1,000)	Annual payroll (\$1,000)	First-quarter payroll (\$1,000)	Paid employees for pay period including March 12 (number)
80	Health services	5 335	3 275 450	1 412 890	305 812	59 069
801	Offices and clinics of doctors of medicine	2 052	1 366 055	686 954	139 023	13 847
8011 pt.	Offices of doctors of medicine	2 003	1 305 771	655 929	131 808	12 936
8011 pt.	General medical clinics	49	60 284	31 025	7 215	911
802	Offices and clinics of dentists	1 229	338 025	116 883	26 142	5 628
8021 pt.	Offices of dentists	1 220	335 728	115 715	25 892	5 593
8021 pt.	Dental clinics	9	2 297	1 168	250	35
803	Offices and clinics of doctors of osteopathy	328	127 260	49 288	9 731	1 583
8031 pt.	Offices of osteopathic physicians	311	120 520	46 125	9 073	1 469
8031 pt.	Osteopathic clinics	17	6 740	3 163	658	114
804	Offices and clinics of other health practitioners	913	210 946	62 043	13 526	3 062
8041	Offices and clinics of chiropractors	316	66 456	17 924	3 958	895
8042	Offices and clinics of optometrists	317	76 308	17 892	4 017	1 086
8043	Offices and clinics of podiatrists	52	14 850	5 106	1 016	209
8049	Offices and clinics of health practitioners, n.e.c.	228	53 332	21 121	4 535	872
805	Nursing and personal care facilities	405	482 421	225 962	53 881	22 751
8051	Skilled nursing care facilities	168	220 769	101 369	23 758	10 161
8052	Intermediate care facilities	209	245 634	116 743	28 368	11 939
8059	Nursing and personal care facilities, n.e.c.	28	16 018	7 850	1 755	651
806	Hospitals	24	422 724	138 898	33 874	6 431
8062	General medical and surgical hospitals	11	313 020	100 090	24 964	4 694
8063, 9	Specialty hospitals	13	109 704	38 808	8 910	1 737
8063	Psychiatric hospitals	10	(D)	(D)	(D)	GG
8069	Specialty hospitals, except psychiatric	3	(D)	(D)	(D)	EE
807, 8, 9	Other health services	384	328 019	132 862	29 635	5 767
807	Medical and dental laboratories	168	122 516	50 017	11 739	1 630
8071	Medical laboratories	97	107 695	44 096	10 388	1 320
8072	Dental laboratories	71	14 821	5 921	1 351	310
808	Home health care services	108	132 577	55 369	11 689	3 127
809	Miscellaneous health and allied services, n.e.c.	108	72 926	27 476	6 207	1 010
8092	Kidney dialysis centers	7	6 772	1 755	350	59
8093	Specialty outpatient facilities, n.e.c.	65	41 315	16 314	3 778	615
8099	Health and allied services, n.e.c.	36	24 839	9 407	2 079	336
81	Legal services	2 147	879 181	361 318	74 226	9 454
823, 4, 9	Selected educational services	142	70 176	28 753	7 068	1 350
823	Libraries	1	(D)	(D)	(D)	AA
824	Vocational schools	43	45 248	21 820	5 471	786
8243	Data processing schools	7	935	481	80	18
8244	Business and secretarial schools	10	10 289	4 842	1 331	364
8249	Vocational schools, n.e.c.	26	34 024	16 497	4 060	404
829	Schools and educational services, n.e.c.	98	(D)	(D)	(D)	FF
83	Social services	950	157 180	66 065	15 722	8 741
835	Child day care services	724	86 916	37 341	8 975	5 688
832, 3, 6, 9	Other social services	226	70 264	28 724	6 747	3 053
832	Individual and family social services	86	14 346	5 568	1 625	1 214
833	Job training and vocational rehabilitation services	24	21 506	10 008	2 128	508
836	Residential care	85	26 816	10 868	2 445	1 087
839	Social services, n.e.c.	31	7 596	2 280	549	244
87 ex. 8733	Engineering, accounting, research, management, and related services (except noncommercial research organizations)	2 715	1 183 532	493 429	114 954	18 418
871	Engineering, architectural, and surveying services	704	559 382	247 895	58 423	7 164
8711	Engineering services	479	456 083	206 767	49 327	5 763
8712	Architectural services	145	85 332	32 929	7 276	960
8713	Surveying services	80	17 967	8 199	1 820	441
872	Accounting, auditing, and bookkeeping services	1 268	310 399	120 023	28 793	6 093
873 ex. 8733	Research, development, and testing services (except noncommercial research organizations)	114	70 612	28 061	5 901	1 308
8731	Commercial physical and biological research	19	4 179	1 623	440	77
8731 pt.	Commercial physical research	12	2 686	874	210	40
8731 pt.	Commercial medical and biological research	7	1 493	749	230	37
8732	Commercial economic, sociological, and educational research	31	11 890	4 236	1 050	460
8734	Testing laboratories	64	54 543	22 202	4 411	771
874	Management and public relations services	629	243 139	97 450	21 837	3 853
8741	Management services	194	107 955	43 342	9 434	1 702
8742	Management consulting services	265	92 476	36 983	8 228	1 268
8743	Public relations services	43	7 053	2 227	523	108
8744	Facilities support management services	17	15 620	9 071	2 158	421
8748	Business consulting services, n.e.c.	110	20 035	5 827	1 494	354
89	Services, n.e.c.	157	47 934	17 065	3 875	787
8999 pt.	Scientific and related consulting services, except environmental	72	19 796	7 413	1 684	241
8999 pt.	Other services	85	28 138	9 652	2 191	546
8999 pt.	Environmental consulting	39	20 056	6 821	1 527	246
8999 pt.	Authors, composers, and other arts-related services	3	(D)	(D)	(D)	CC
8999 pt.	Other services, n.e.c.	43	(D)	(D)	(D)	CC

Table 1b. Summary Statistics for Firms Exempt From Federal Income Tax for the State: 1992

[Includes only establishments with payroll. For meaning of abbreviations and symbols, see introductory text. For explanation of terms and comparability of 1987 and 1992 censuses, see appendix A]

SIC code	Kind of business or operation	Establishments (number)	Revenue (\$1,000)	Annual payroll (\$1,000)	First-quarter payroll (\$1,000)	Paid employees for pay period including March 12 (number)
	Total	2 541	3 935 265	1 619 978	380 658	83 096
7032, 704	Camps and membership lodging	58	11 250	1 967	433	238
7032	Sporting and recreational camps	13	2 444	796	114	69
704	Organization hotels and lodging houses, on membership basis	45	8 806	1 171	319	169
792, 7991 pt., 7997, 7999 pt., 84	Selected amusement, recreation, and related services	129	80 586	30 768	7 297	2 426
792	Theatrical producers (except motion picture), bands, orchestras, and entertainers	34	15 149	6 246	1 546	615
7922	Theatrical producers (except motion picture) and miscellaneous theatrical services	16	6 614	1 810	353	280
7922 pt.	Producers of live theatrical productions	15	(D)	(D)	(D)	CC
7922 pt.	Producers of radio and television shows, except tape	—	—	—	—	—
7922 pt.	Artists' and entertainers' managers or agents, concert bureaus, booking agents	—	—	—	—	—
7922 pt.	Other theatrical services	1	(D)	(D)	(D)	BB
7929	Bands, orchestras, actors, and other entertainers and entertainment groups	18	8 535	4 436	1 193	335
7929 pt.	Dance groups and artists	3	(D)	(D)	(D)	CC
7929 pt.	Symphony orchestras, opera companies, and chamber music organizations	8	4 696	2 880	773	196
7929 pt.	Other music groups and artists	5	(D)	(D)	(D)	AA
7929 pt.	Other entertainers and entertainment groups	2	(D)	(D)	(D)	BB
7991 pt., 7997	Gymnasiums, athletic clubs, and membership sports and recreation clubs	65	46 699	18 530	4 027	1 400
7991 pt.	Gymnasiums and athletic clubs	—	—	—	—	—
7997	Membership sports and recreation clubs	65	46 699	18 530	4 027	1 400
7999 pt.	Fairs	4	1 532	250	98	42
84	Museums, art galleries, and botanical and zoological gardens	26	17 206	5 742	1 626	369
841	Museums and art galleries	24	(D)	(D)	(D)	EE
842	Arboreta and botanical or zoological gardens	2	(D)	(D)	(D)	BB
8011 pt.; 8021 pt.; 805, 6, 8, 9	Selected health services	282	2 993 299	1 318 555	308 641	58 851
8011 pt., 8021 pt.	Clinics of doctors of medicine and dentists	17	35 849	18 688	4 563	694
8011 pt.	General medical clinics	16	(D)	(D)	(D)	FF
8021 pt.	Dental clinics	1	(D)	(D)	(D)	AA
805	Nursing and personal care facilities	39	57 291	28 676	6 990	2 403
8051	Skilled nursing care facilities	13	(D)	(D)	(D)	FF
8052	Intermediate care facilities	22	26 997	14 024	3 460	1 224
8059	Nursing and personal care facilities, n.e.c.	4	(D)	(D)	(D)	CC
806	Hospitals	126	2 809 388	1 231 793	287 597	53 691
8062	General medical and surgical hospitals	113	2 650 428	1 140 240	265 734	50 015
8062 pt.	General medical and surgical hospitals, nongovernment	41	1 571 604	623 831	148 932	28 398
8062 pt.	General medical and surgical hospitals, government	72	1 078 824	516 409	116 802	21 617
8063, 9	Specialty hospitals	13	158 960	91 553	21 863	3 676
8063	Psychiatric hospitals	7	101 377	62 644	14 866	2 391
8063 pt.	Psychiatric hospitals, nongovernment	2	(D)	(D)	(D)	EE
8063 pt.	Psychiatric hospitals, government	5	(D)	(D)	(D)	GG
8069	Specialty hospitals, except psychiatric	6	57 583	28 909	6 997	1 285
8069 pt.	Specialty hospitals, except psychiatric; nongovernment	3	(D)	(D)	(D)	FF
8069 pt.	Specialty hospitals, except psychiatric; government	3	(D)	(D)	(D)	EE
808, 9	Other health services	100	90 771	39 398	9 491	2 063
808	Home health care services	19	(D)	(D)	(D)	FF
809	Miscellaneous health and allied services, n.e.c.	81	(D)	(D)	(D)	GG
8092	Kidney dialysis centers	—	—	—	—	—
8093	Specialty outpatient facilities, n.e.c.	64	45 132	22 139	5 266	1 025
8099	Health and allied services, n.e.c.	17	(D)	(D)	(D)	EE
8111 pt.	Legal aid societies and similar legal services	18	5 364	2 940	727	125
823, 4, 9	Selected educational services	46	12 670	5 585	1 350	442
823	Libraries	6	3 918	1 887	465	143
824	Vocational schools	9	939	409	106	21
8243	Data processing schools	—	—	—	—	—
8244	Business and secretarial schools	—	—	—	—	—
8249	Vocational schools, n.e.c.	9	939	409	106	21
829	Schools and educational services, n.e.c.	31	7 813	3 289	779	278
83	Social services	1 005	409 607	154 114	37 004	14 609
835	Child day care services	202	28 960	16 256	4 051	1 977
832, 3, 6, 9	Other social services	803	380 647	137 858	32 953	12 632
832	Individual and family social services	396	114 764	54 616	13 090	4 389
833	Job training and vocational rehabilitation services	77	47 772	23 600	5 561	3 678
836	Residential care	139	73 105	32 981	8 031	2 944
839	Social services, n.e.c.	191	145 006	26 661	6 271	1 621
861, 2, 4, 9	Selected membership organizations	960	362 810	86 011	20 354	5 691
861	Business associations	221	135 192	22 586	5 443	1 078
864	Civic, social, and fraternal associations	485	126 391	35 385	8 027	3 008
862, 9	Other membership organizations	254	101 227	28 040	6 884	1 605
862	Professional membership organizations	72	47 231	13 122	3 205	470
869	Membership organizations, n.e.c.	182	53 996	14 918	3 679	1 135

SERVICE INDUSTRIES—GEOGRAPHIC AREA SERIES

OKLAHOMA OK-11

Table 1b. Summary Statistics for Firms Exempt From Federal Income Tax for the State: 1992—Con.

[Includes only establishments with payroll. For meaning of abbreviations and symbols, see introductory text. For explanation of terms and comparability of 1987 and 1992 censuses, see appendix A]

SIC code	Kind of business or operation	Establishments (number)	Revenue (\$1,000)	Annual payroll (\$1,000)	First-quarter payroll (\$1,000)	Paid employees for pay period including March 12 (number)
873, 4 ex. 8744	Research, testing, and consulting services, except facilities support management services	43	59 679	20 038	4 852	714
873	Research, development, and testing services	26	57 062	19 017	4 655	675
8731	Commercial physical and biological research	1	(D)	(D)	(D)	CC
8732	Commercial economic, sociological, and educational research	3	(D)	(D)	(D)	AA
8733	Noncommercial research organizations	20	(D)	(D)	(D)	EE
8734	Testing laboratories	2	(D)	(D)	(D)	AA
874 ex. 8744	Management and public relations services, except facilities support management services	17	2 617	1 021	197	39
8741	Management services	5	1 025	539	96	16
8742	Management consulting services	3	(D)	(D)	(D)	AA
8743	Public relations services	2	(D)	(D)	(D)	AA
8748	Business consulting services, n.e.c.	7	(D)	(D)	(D)	AA

Table 2a. Selected Ratios for Firms Subject to Federal Income Tax for the State: 1992

[Includes only establishments with payroll. For meaning of abbreviations and symbols, see introductory text. For explanation of terms and comparability of 1987 and 1992 censuses, see appendix A]

SIC code	Kind of business or operation	Receipts		Annual payroll per employee ¹ (dollars)	Employees per establishment ¹ (number)
		Per establishment (dollars)	Per employee ¹ (dollars)		
	Total	452 989	48 918	18 539	9
70 ex. 704	Hotels, rooming houses, camps, and other lodging places (except membership lodging)	599 800	32 839	8 612	18
7011	Hotels and motels	659 866	32 957	8 677	20
7011 pt.	Hotels	1 712 378	35 242	10 140	49
7011 pt.	Hotels, 25 guestrooms or more	1 978 805	35 197	10 153	56
7011 pt.	Hotels, less than 25 guestrooms	134 308	39 682	8 864	3
7011 pt.	Motels, motor hotels, and tourist courts	399 629	30 838	7 322	13
7011 pt.	Motels, tourist courts	374 270	32 241	7 454	12
7011 pt.	Motor hotels	528 117	26 673	6 930	20
702, 3	Other lodging places	145 300	29 255	6 631	5
702	Rooming and boarding houses	205 375	16 680	5 112	12
703	Camps and recreational vehicle parks	123 455	53 782	9 594	2
72	Personal services	223 766	34 152	10 913	7
721	Laundry, cleaning, and garment services	298 236	32 220	11 350	9
7211	Power laundries, family and commercial*	409 256	24 331	10 636	17
7213	Linen supply*	1 244 875	32 868	13 729	38
7215	Coin-operated laundries and drycleaning	162 319	41 781	8 503	4
7216	Drycleaning plants, except rug cleaning*	250 585	27 832	10 479	9
7217	Carpet and upholstery cleaning	148 934	29 787	10 486	5
7218	Industrial laundriers*	2 312 444	48 569	15 695	48
7212, 9	Other laundry, cleaning, and garment services*	133 432	29 054	9 078	5
7212	Garment pressing, and agents for laundries and drycleaners	164 630	34 457	9 984	5
7219	Laundry and garment services, n.e.c.*	117 833	26 185	8 597	5
722	Photographic studios, portrait	307 048	38 381	10 246	8
723, 4	Beauty and barber shops	103 222	25 051	9 996	4
723	Beauty shops	101 877	24 521	9 710	4
724	Barber shops	115 667	30 407	12 881	4
725	Shoe repair shops and shoeshine parlors	78 900	29 588	7 238	3
726	Funeral service and crematories	410 568	74 597	18 310	6
729	Miscellaneous personal services	135 873	22 758	7 276	6
7291	Tax return preparation services	117 727	15 805	5 680	7
7299	Miscellaneous personal services, n.e.c.	146 591	28 758	8 654	5
73	Business services	565 868	35 614	13 781	16
731	Advertising	407 270	67 763	25 161	6
7311	Advertising agencies	402 957	82 597	33 113	5
7312	Outdoor advertising services	717 444	94 956	22 265	8
7313	Radio, television, publishers' advertising representatives	318 533	52 505	17 879	6
7319	Advertising, n.e.c.	248 652	21 340	8 840	12
732	Consumer credit reporting agencies, mercantile reporting agencies, and adjustment and collection agencies	476 853	55 650	20 241	9
7322	Adjustment and collection services	432 850	44 913	19 866	10
7323	Credit reporting services	598 241	106 436	22 012	6
733	Mailing, reproduction, commercial art and photography, and stenographic services	414 070	57 796	15 335	7
7331	Direct mail advertising services	1 872 939	64 182	16 187	29
7334	Photocopying and duplicating services	506 766	46 978	11 878	11
7335, 6	Commercial photography, art, and graphics	177 817	58 522	19 889	3
7335	Commercial photography	170 960	67 841	19 079	3
7336	Commercial art and graphic design	179 987	56 202	20 091	3
7338	Secretarial and court reporting services	140 255	54 395	13 411	3
734	Services to dwellings and other buildings	240 753	20 592	9 731	12
7342	Disinfecting and pest control services	233 055	48 954	16 733	5
7349	Building cleaning and maintenance services, n.e.c.	243 340	17 356	8 932	14

See footnotes at end of table.

Table 2a. **Selected Ratios for Firms Subject to Federal Income Tax for the State: 1992** — Con.

[Includes only establishments with payroll. For meaning of abbreviations and symbols, see introductory text. For explanation of terms and comparability of 1987 and 1992 censuses, see appendix A]

SIC code	Kind of business or operation	Receipts		Annual payroll per employee ¹ (dollars)	Employees per establishment ¹ (number)
		Per establishment (dollars)	Per employee ¹ (dollars)		
73	Business services—Con.				
735	Miscellaneous equipment rental and leasing -----	528 815	86 042	21 164	6
7352	Medical equipment rental and leasing -----	547 250	85 843	17 977	6
7353	Heavy construction equipment rental and leasing -----	496 194	106 964	24 826	5
7359	Equipment rental and leasing, n.e.c. -----	529 853	84 089	21 371	6
736	Personnel supply services -----	1 237 477	14 063	9 708	88
7361	Employment agencies -----	278 345	36 635	16 546	8
7363	Help supply services -----	1 725 456	13 386	9 503	129
7363 pt.	Temporary help supply -----	1 726 121	13 624	9 311	127
7363 pt.	Help supply, except temporary -----	1 723 205	12 637	10 108	136
737	Computer programming, data processing, and other computer related services -----	922 590	94 303	30 710	10
7371, 2, 3	Computer programming, prepackaged software, and integrated systems -----	766 603	89 306	34 418	9
7371	Computer programming services -----	613 775	77 926	33 936	8
7372	Prepackaged software -----	705 279	108 311	37 104	7
7373	Computer integrated systems -----	1 494 415	108 062	34 284	14
7374, 5, 6	Data processing services -----	1 528 284	97 703	27 815	16
7374, 5	Computer processing, information retrieval -----	1 562 131	99 775	27 473	16
7376	Computer facilities management services -----	1 193 200	76 981	31 232	16
7377, 8, 9	Computer rental and leasing, maintenance, and related services, n.e.c. -----	732 045	99 928	27 192	7
7377	Computer rental and leasing -----	(D)	(D)	(D)	(D)
7378	Computer maintenance and repair -----	880 100	86 770	24 854	10
7379	Computer related services, n.e.c. -----	(D)	(D)	(D)	(D)
738	Miscellaneous business services -----	512 206	46 585	13 864	11
7381, 2	Detective agencies and protective services -----	424 977	20 472	10 435	21
7381	Detective, guard, and armored car services -----	326 291	14 884	9 050	22
7382	Security systems services -----	846 636	53 626	18 653	16
7383	News syndicates -----	628 000	139 556	34 963	5
7384	Photofinishing laboratories* -----	692 409	59 620	15 149	12
7389	Business services, n.e.c. -----	509 746	64 293	16 234	8
7389 pt.	Sign painting shops -----	(D)	(D)	(D)	(D)
7389 pt.	Interior designing -----	374 224	113 894	17 118	3
7389 pt.	Telephone answering services -----	194 302	26 028	11 607	7
7389 pt.	Other business services -----	(D)	(D)	(D)	(D)
75	Automotive repair, services, and parking -----	308 863	71 564	15 634	4
751	Automotive rental and leasing, without drivers -----	1 501 952	139 467	19 767	11
7513	Truck rental and leasing, without drivers -----	1 478 125	177 820	22 840	8
7514, 5	Passenger car rental and leasing -----	1 620 058	118 819	18 152	14
7514	Passenger car rental -----	(D)	(D)	(D)	(D)
7515	Passenger car leasing -----	(D)	(D)	(D)	(D)
7519	Utility trailer and recreational vehicle rental -----	252 500	84 167	13 000	3
752	Automobile parking -----	347 938	67 713	8 470	5
753	Automotive repair shops -----	241 056	68 349	17 011	4
7532	Top, body, and upholstery repair shops and paint shops -----	270 853	65 049	17 494	4
7532 pt.	Top and body repair shops -----	277 373	65 698	17 644	4
7532 pt.	Paint shops -----	216 773	58 877	16 074	4
7538	General automotive repair shops -----	208 069	66 933	16 274	3
7538 pt.	General automotive repair shops, except diesel -----	202 379	65 625	15 947	3
7538 pt.	Diesel repair shops -----	247 708	75 500	18 411	3
7533, 4, 6, 7, 9	Other automotive repair shops -----	269 701	74 525	17 580	4
7533	Automotive exhaust system repair shops -----	221 744	75 528	17 376	3
7534	Tire retreading and repair shops -----	802 786	123 505	19 203	7
7536	Automotive glass replacement shops -----	312 395	77 201	19 437	4
7537	Automotive transmission repair shops -----	233 608	67 354	16 792	3
7539	Automotive repair shops, n.e.c. -----	207 307	60 775	16 939	3
7539 pt.	Radiator repair -----	158 170	60 934	14 770	3
7539 pt.	Brake, front end, and wheel alignment -----	323 023	63 451	19 893	5
7539 pt.	Automotive electrical and fuel system services -----	175 043	57 928	15 007	3
7539 pt.	Other automotive repair shops, n.e.c. -----	157 385	57 634	15 127	3
754	Automotive services, except repair -----	219 526	36 409	9 800	6
7542	Carwashes -----	191 449	27 670	7 083	7
7549	Automotive services, except repair and carwashes -----	247 603	48 175	13 458	5
76	Miscellaneous repair services -----	367 404	68 590	19 736	5
762	Electrical repair shops -----	398 458	64 548	19 725	6
7622	Radio and television repair shops -----	241 154	59 151	17 868	4
7623, 9	Other electrical and electronic repair shops -----	465 874	65 881	20 183	7
7623	Refrigeration and air-conditioning service and repair shops -----	331 422	100 094	23 537	3
7629	Electrical and electronic repair shops, n.e.c. -----	510 036	61 402	19 744	8
763	Watch, clock, and jewelry repair -----	93 955	53 000	13 615	2
764	Reupholstery and furniture repair -----	135 280	36 962	12 738	4
769	Miscellaneous repair and related services -----	384 892	73 071	20 271	5
7692	Welding repair -----	221 000	60 678	17 038	4
7694	Armature rewinding shops -----	1 198 583	74 139	23 687	16
7699	Repair shops and related services, n.e.c. -----	356 392	75 336	19 899	5
78, 79, 84	Amusement and recreation services, including motion pictures and museums -----	425 249	41 670	9 281	10
781, 2	Motion picture production, distribution, and services -----	552 563	126 300	26 105	4
783	Motion picture theaters -----	618 653	51 329	6 972	12
7832	Motion picture theaters, except drive-in -----	652 659	53 777	7 222	12
7833	Drive-in motion picture theaters -----	191 143	17 377	3 506	11
784	Video tape rental -----	197 644	41 163	7 225	5

See footnotes at end of table.

SERVICE INDUSTRIES—GEOGRAPHIC AREA SERIES

OKLAHOMA OK-13

Table 2a. Selected Ratios for Firms Subject to Federal Income Tax for the State: 1992 — Con.

[Includes only establishments with payroll. For meaning of abbreviations and symbols, see introductory text. For explanation of terms and comparability of 1987 and 1992 censuses, see appendix A]

SIC code	Kind of business or operation	Receipts		Annual payroll per employee ¹ (dollars)	Employees per establishment ¹ (number)
		Per establishment (dollars)	Per employee ¹ (dollars)		
78, 79, 84	Amusement and recreation services, including motion pictures and museums—Con.				
792	Theatrical producers (except motion picture), bands, orchestras, and entertainers -----	339 417	39 163	12 974	9
7922	Theatrical producers (except motion picture) and miscellaneous theatrical services -----	223 000	17 628	6 518	13
7929	Bands, orchestras, actors, and other entertainers and entertainment groups -----	422 571	72 589	22 994	6
793	Bowling centers -----	404 557	24 482	7 584	17
79 ex. 792, 3, 4	Commercial sports and other amusement and recreation services, including museums -----	490 766	40 400	9 530	12
794	Commercial sports -----	1 158 049	40 622	9 533	29
7941	Professional sports clubs, managers, promoters -----	732 800	69 132	17 698	11
7948	Racing, including track operation -----	1 296 717	37 753	8 711	34
79 ex. 792, 3, 4; 84	Other amusement and recreation services, including museums -----	419 976	40 335	9 529	10
791	Dance studios, schools, and halls -----	81 630	19 165	5 130	4
7991	Physical fitness facilities -----	261 208	20 181	6 547	13
7992	Public golf courses -----	282 027	37 536	10 227	8
7993	Coin-operated amusement devices -----	294 100	59 817	12 041	5
7996	Amusement parks -----	1 390 300	61 791	19 698	23
7997	Membership sports and recreation clubs -----	687 417	40 769	14 041	17
7999, 84	Amusement and recreation services, including museums, n.e.c. -----	499 627	49 689	8 012	10
7999 pt.	Concession operators of amusement devices and rides -----	(D)	(D)	(D)	(D)
7999 pt.	Carnivals, circuses, and fairs -----	(D)	(D)	(D)	(D)
7999 pt., 84	Other recreation and amusements, including museums -----	491 098	49 023	7 969	10
80	Health services -----	613 955	55 451	23 919	11
801	Offices and clinics of doctors of medicine -----	665 719	98 653	49 610	7
8011 pt.	Offices of doctors of medicine -----	651 908	100 941	50 706	6
8011 pt.	General medical clinics -----	1 230 286	66 173	34 056	19
802	Offices and clinics of dentists -----	275 041	60 061	20 768	5
803	Offices and clinics of doctors of osteopathy -----	387 988	80 392	31 136	5
804	Offices and clinics of other health practitioners -----	231 047	68 892	20 262	3
8041	Offices and clinics of chiropractors -----	210 304	74 253	20 027	3
8042	Offices and clinics of optometrists -----	240 719	70 265	16 475	3
8043	Offices and clinics of podiatrists -----	285 577	71 053	24 431	4
8049	Offices and clinics of health practitioners, n.e.c. -----	233 912	61 161	24 221	4
805	Nursing and personal care facilities -----	1 191 163	21 204	9 932	56
8051	Skilled nursing care facilities -----	1 314 101	21 727	9 976	60
8052	Intermediate care facilities -----	1 175 282	20 574	9 778	57
8059	Nursing and personal care facilities, n.e.c. -----	572 071	24 605	12 058	23
806	Hospitals -----	17 613 500	65 732	21 598	268
8062	General medical and surgical hospitals -----	28 456 364	66 685	21 323	427
8063, 9	Specialty hospitals -----	8 438 769	63 157	22 342	134
807, 8, 9	Other health services -----	854 216	56 879	23 038	15
807	Medical and dental laboratories -----	729 262	75 163	30 685	10
8071	Medical laboratories -----	1 110 258	81 587	33 406	14
8072	Dental laboratories -----	208 746	47 810	19 100	4
808	Home health care services -----	1 227 565	42 398	17 707	29
809	Miscellaneous health and allied services, n.e.c. -----	675 241	72 204	27 204	9
8092	Kidney dialysis centers -----	967 429	114 780	29 746	8
8093	Specialty outpatient facilities, n.e.c. -----	635 615	67 179	26 527	9
8099	Health and allied services, n.e.c. -----	689 972	73 926	27 997	9
81	Legal services -----	409 493	92 996	38 219	4
823, 4, 9	Selected educational services -----	494 197	51 982	21 299	10
823	Libraries -----	(D)	(D)	(D)	(D)
824	Vocational schools -----	1 052 279	57 567	27 761	18
829	Schools and educational services, n.e.c. -----	(D)	(D)	(D)	(D)
83	Social services -----	165 453	17 982	7 558	9
835	Child day care services -----	120 050	15 281	6 565	8
832, 3, 6, 9	Other social services -----	310 903	23 015	9 408	14
87 ex. 8733	Engineering, accounting, research, management, and related services (except noncommercial research organizations) -----	435 923	64 260	26 791	7
871	Engineering, architectural, and surveying services -----	794 577	78 082	34 603	10
8711	Engineering services -----	952 157	79 140	35 878	12
8712	Architectural services -----	588 497	88 888	34 301	7
8713	Surveying services -----	224 588	40 741	18 592	6
872	Accounting, auditing, and bookkeeping services -----	244 794	50 944	19 699	5
873 ex. 8733	Research, development, and testing services (except noncommercial research organizations) -----	619 404	53 985	21 453	11
8731	Commercial physical and biological research -----	219 947	54 273	21 078	4
8732	Commercial economic, sociological, and educational research -----	383 548	25 848	9 209	15
8734	Testing laboratories -----	852 234	70 743	28 796	12
874	Management and public relations services -----	386 548	63 104	25 292	6
8741	Management services -----	556 469	63 428	25 465	9
8742	Management consulting services -----	348 966	72 931	29 166	5
8743	Public relations services -----	164 023	65 306	20 620	3
8744	Facilities support management services -----	918 824	37 102	21 546	25
8748	Business consulting services, n.e.c. -----	182 136	56 596	16 460	3
89	Services, n.e.c. -----	305 312	60 907	21 684	5

¹Based on number of employees for pay period including March 12.

Table 2b. Selected Ratios for Firms Exempt From Federal Income Tax for the State: 1992

[Includes only establishments with payroll. For meaning of abbreviations and symbols, see introductory text. For explanation of terms and comparability of 1987 and 1992 censuses, see appendix A]

SIC code	Kind of business or operation	Revenue		Expenses		Annual payroll per employee ¹ (dollars)	Employees per establishment ¹ (number)
		Per establishment (dollars)	Per employee ¹ (dollars)	Per establishment (dollars)	Per employee ¹ (dollars)		
	Total	1 548 707	47 358	1 458 985	44 614	19 495	33
7032, 704	Camps and membership lodging	193 966	47 269	191 086	46 567	8 265	4
792, 7991 pt., 7997, 7999 pt., 84	Selected amusement, recreation, and related services	624 698	33 218	589 682	31 356	12 683	19
8011 pt.; 8021 pt.; 805, 6, 8, 9	Selected health services	10 614 535	50 862	10 188 560	48 821	22 405	209
8011 pt., 8021 pt., 805	Clinics of doctors of medicine and dentists	2 108 765	51 656	2 075 529	50 841	26 928	41
	Nursing and personal care facilities	1 469 000	23 841	1 444 385	23 442	11 933	62
806	Hospitals	22 296 730	52 325	21 369 476	50 149	22 942	426
8062	General medical and surgical hospitals	23 455 115	52 993	22 457 221	50 738	22 798	443
8063, 9	Specialty hospitals	12 227 692	43 243	11 914 462	42 135	24 906	283
808, 9	Other health services	907 710	44 000	890 050	43 143	19 097	21
8111 pt.	Legal aid societies and similar legal services	298 000	42 912	270 222	38 912	23 520	7
823, 4, 9	Selected educational services	275 435	28 665	286 717	29 839	12 636	10
83	Social services	407 569	28 038	335 566	23 085	10 549	15
835	Child day care services	143 366	14 648	141 748	14 483	8 223	10
832, 3, 6, 9	Other social services	474 031	30 134	384 323	24 431	10 913	16
832	Individual and family social services	289 808	26 148	286 566	25 856	12 444	11
833	Job training and vocational rehabilitation services	620 416	12 989	571 260	11 959	6 417	48
836	Residential care	525 935	24 832	511 899	24 169	11 203	21
839	Social services, n.e.c.	759 194	89 455	418 796	49 346	16 447	8
861, 2, 4, 9	Selected membership organizations	377 927	63 752	356 144	60 077	15 114	6
861	Business associations	611 729	125 410	571 036	117 068	20 952	5
864	Civic, social, and fraternal associations	260 600	42 018	240 981	38 855	11 764	6
862, 9	Other membership organizations	398 531	63 070	389 067	61 572	17 470	6
873, 4 ex. 8744	Research, testing, and consulting services, except facilities support management services	1 387 884	83 584	1 157 209	69 692	28 064	17
873	Research, development, and testing services	2 194 692	84 536	1 813 115	69 839	28 173	26
874 ex. 8744	Management and public relations services, except facilities support management services	153 941	67 103	154 059	67 154	26 179	2

¹Based on number of employees for pay period including March 12.

Table 3a. Comparative Statistics for Firms Subject to Federal Income Tax for the State: 1992 and 1987

[Includes only establishments with payroll. For meaning of abbreviations and symbols, see introductory text. For explanation of terms and comparability of 1987 and 1992 censuses, see appendix A]

SIC code	Kind of business or operation	Establishments		Receipts			Annual payroll			Paid employees for pay period including March 12	
		1992 (number)	1987 (number)	1992 (\$1,000)	1987 (\$1,000)	Percent change 1987 to 1992	1992 (\$1,000)	1987 (\$1,000)	Percent change 1987 to 1992	1992 (number)	1987 (number)
	Total	21 209	19 456	9 607 436	6 347 922	51.3	3 641 094	2 416 163	50.7	196 400	149 370
70 ex. 704	Hotels, rooming houses, camps, and other lodging places (except membership lodging)	514	523	308 297	308 458	-1	80 854	84 730	-4.6	9 388	11 219
7011	Hotels and motels	454	466	299 579	298 909	.2	78 878	83 167	-5.2	9 090	11 051
7011 pt.	Hotels	90	112	154 114	143 489	7.4	44 341	43 636	1.6	4 373	5 430
7011 pt.	Hotels, 25 guestrooms or more	77	82	152 368	140 257	8.6	43 951	43 061	2.1	4 329	5 290
7011 pt.	Hotels, less than 25 guestrooms	13	30	1 746	3 232	-46.0	390	575	-32.2	44	140
7011 pt.	Motels, motor hotels, and tourist courts	364	354	145 465	155 420	-6.4	34 537	39 531	-12.6	4 717	5 621
7011 pt.	Motels, tourist courts	304	290	113 778	108 645	4.7	26 304	25 911	1.5	3 529	3 789
7011 pt.	Motor hotels	60	64	31 687	46 775	-32.3	8 233	13 620	-39.6	1 188	1 832
702, 3	Other lodging places	60	57	8 718	9 549	-8.7	1 976	1 563	26.4	298	168
702	Rooming and boarding houses	16	19	3 286	2 540	29.4	1 007	627	60.6	197	89
703	Camps and recreational vehicle parks	44	38	5 432	7 009	-22.5	969	936	3.5	101	79

Table 3a. Comparative Statistics for Firms Subject to Federal Income Tax for the State: 1992 and 1987 — Con.

[Includes only establishments with payroll. For meaning of abbreviations and symbols, see introductory text. For explanation of terms and comparability of 1987 and 1992 censuses, see appendix A]

SIC code	Kind of business or operation	Establishments		Receipts			Annual payroll			Paid employees for pay period including March 12	
		1992 (number)	1987 (number)	1992 (\$1,000)	1987 (\$1,000)	Percent change 1987 to 1992	1992 (\$1,000)	1987 (\$1,000)	Percent change 1987 to 1992	1992 (number)	1987 (number)
75	Automotive repair, services, and parking ----	1 950	1 704	602 283	429 903	40.1	131 575	97 980	34.3	8 416	7 027
751	Automotive rental and leasing, without drivers -----	104	129	156 203	128 384	21.7	22 139	20 629	7.3	1 120	1 178
7513	Truck rental and leasing, without drivers ----	48	55	70 950	56 027	26.6	9 113	9 531	-4.4	399	474
7514, 5	Passenger car rental and leasing -----	52	65	84 243	69 256	21.6	12 870	10 285	25.1	709	652
7519	Utility trailer and recreational vehicle rental -----	4	9	1 010	3 101	-67.4	156	813	-80.8	12	52
752	Automobile parking -----	65	70	22 616	15 105	49.7	2 829	2 618	8.1	334	267
753	Automotive repair shops -----	1 509	1 333	363 753	260 162	39.8	90 535	67 628	33.9	5 322	4 672
7532	Top, body, and upholstery repair shops and paint shops -----	409	342	110 779	71 897	54.1	29 793	21 037	41.6	1 703	1 420
7532 pt.	Top and body repair shops -----	365	308	101 241	65 619	54.3	27 189	18 902	43.8	1 541	1 255
7532 pt.	Paint shops -----	44	34	9 538	6 278	51.9	2 604	2 135	22.0	162	165
7538	General automotive repair shops -----	709	615	147 521	105 923	39.3	35 867	26 995	32.9	2 204	1 952
7538 pt.	General automotive repair shops, except diesel -----	620	561	125 475	87 410	43.5	30 491	22 433	35.9	1 912	1 658
7538 pt.	Diesel repair shops -----	89	54	22 046	18 513	19.1	5 376	4 562	17.8	292	294
7533, 4, 6, 7, 9	Other automotive repair shops -----	391	376	105 453	82 342	28.1	24 875	19 596	26.9	1 415	1 300
7533	Automotive exhaust system repair shops -----	78	73	17 296	12 223	41.5	3 979	3 106	28.1	229	205
7534	Tire retreading and repair shops -----	28	29	22 478	14 575	54.2	3 495	2 438	43.4	182	143
7536	Automotive glass replacement shops ----	43	33	13 433	14 298	-6.0	3 382	3 113	8.6	174	192
7537	Automotive transmission repair shops ----	79	85	18 455	16 193	14.0	4 601	4 106	12.1	274	287
7539	Automotive repair shops, n.e.c. -----	163	156	33 791	25 053	34.9	9 418	6 833	37.8	556	473
7539 pt.	Radiator repair -----	47	42	7 434	7 059	5.3	1 802	1 850	-2.6	122	121
7539 pt.	Brake, front end, and wheel alignment ---	44	46	14 213	8 427	68.7	4 456	2 392	86.3	224	146
7539 pt.	Automotive electrical and fuel system services -----	46	44	8 052	4 352	85.0	2 086	1 240	68.2	139	98
7539 pt.	Other automotive repair shops, n.e.c. ---	26	24	4 092	5 215	-21.5	1 074	1 351	-20.5	71	108
754	Automotive services, except repair -----	272	172	59 711	26 252	127.5	16 072	7 105	126.2	1 640	910
7542	Carwashes -----	136	109	26 037	13 273	96.2	6 665	3 448	93.3	941	593
7549	Automotive services, except repair and carwashes -----	136	63	33 674	12 979	159.4	9 407	3 657	157.2	699	317
76	Miscellaneous repair services -----	878	736	322 581	236 916	36.2	92 818	66 668	39.2	4 703	3 777
762	Electrical repair shops -----	260	213	103 599	48 771	112.4	31 658	13 653	131.9	1 605	884
7622	Radio and television repair shops -----	78	74	18 810	13 454	39.8	5 682	3 845	47.8	318	286
7623, 9	Other electrical and electronic repair shops -----	182	139	84 789	35 317	140.1	25 976	9 808	164.8	1 287	598
7623	Refrigeration and air-conditioning service and repair shops -----	45	40	14 914	9 506	56.9	3 507	2 692	30.3	149	153
7629	Electrical and electronic repair shops, n.e.c. -----	137	99	69 875	25 811	170.7	22 469	7 116	215.8	1 138	445
763	Watch, clock, and jewelry repair -----	22	15	2 067	1 931	7.0	531	388	36.9	39	30
764	Reupholstery and furniture repair -----	50	45	6 764	4 861	39.1	2 331	1 608	45.0	183	154
769	Miscellaneous repair and related services ----	546	463	210 151	181 353	15.9	58 298	51 019	14.3	2 876	2 709
7692	Welding repair -----	109	103	24 089	13 496	78.5	6 764	3 925	72.3	397	267
7694	Armature rewinding shops -----	36	44	43 149	34 877	23.7	13 786	10 944	26.0	582	524
7699	Repair shops and related services, n.e.c. ---	401	316	142 913	132 980	7.5	37 748	36 150	4.4	1 897	1 918
78, 79, 84	Amusement and recreation services, including motion pictures and museums ---	1 155	1 030	491 163	311 599	57.6	109 395	69 293	57.9	11 787	8 528
781, 2	Motion picture production, distribution, and services -----	48	31	26 523	'9 561	177.4	5 482	'2 169	152.7	210	'139
783	Motion picture theaters -----	95	116	58 772	39 507	48.8	7 983	6 489	23.0	1 145	1 202
7832	Motion picture theaters, except drive-in ----	88	102	57 434	37 869	51.7	7 713	6 078	26.9	1 068	1 134
7833	Drive-in motion picture theaters -----	7	14	1 338	1 638	-18.3	270	411	-34.3	77	68
784	Video tape rental -----	267	216	52 771	24 874	112.2	9 262	5 070	82.7	1 282	859
792	Theatrical producers (except motion picture), bands, orchestras, and entertainers -----	48	33	16 292	9 635	69.1	5 397	1 608	235.6	416	171
7922	Theatrical producers (except motion picture) and miscellaneous theatrical services -----	20	17	4 460	2 567	73.7	1 649	961	71.6	253	124
7929	Bands, orchestras, actors, and other entertainers and entertainment groups ----	28	16	11 832	7 068	67.4	3 748	647	479.3	163	47
793	Bowling centers -----	61	73	24 678	27 960	-11.7	7 645	8 054	-5.1	1 008	1 162
79 ex. 792, 3, 84	Commercial sports and other amusement and recreation services, including museums ----	636	561	312 127	202 017	54.5	73 626	45 940	60.3	7 726	4 998
794	Commercial sports -----	61	47	70 641	41 271	71.2	16 578	10 471	58.3	1 739	1 228
7941	Professional sports clubs, managers, promoters -----	15	14	10 992	9 517	15.5	2 814	2 241	25.6	159	100
7948	Racing, including track operation -----	46	33	59 649	31 754	87.8	13 764	8 230	67.2	1 580	1 128
79 ex. 792, 3, 4; 84	Other amusement and recreation services, including museums -----	575	514	241 486	160 746	50.2	57 048	35 469	60.8	5 987	3 770
791	Dance studios, schools, and halls -----	54	36	4 408	2 848	54.8	1 180	572	106.3	230	164
7911	Physical fitness facilities -----	106	120	27 688	16 153	71.4	8 982	4 889	83.7	1 372	691
7912	Public golf courses -----	37	20	10 435	4 739	120.2	2 843	1 514	87.8	278	97
7913	Coin-operated amusement devices -----	60	60	17 646	17 096	3.2	3 552	3 431	3.5	295	288
7914	Amusement parks -----	10	9	13 903	8 837	57.3	4 432	2 640	67.9	225	100
7915	Membership sports and recreation clubs ---	72	86	49 494	33 727	46.7	17 046	11 977	42.3	1 214	955
7916	Amusement and recreation services, including museums, n.e.c. -----	236	183	117 912	77 346	52.4	19 013	10 446	82.0	2 373	1 475

Table 3a. Comparative Statistics for Firms Subject to Federal Income Tax for the State: 1992 and 1987 — Con.

[Includes only establishments with payroll. For meaning of abbreviations and symbols, see introductory text. For explanation of terms and comparability of 1987 and 1992 censuses, see appendix A]

SIC code	Kind of business or operation	Establishments		Receipts			Annual payroll			Paid employees for pay period including March 12	
		1992 (number)	1987 (number)	1992 (\$1,000)	1987 (\$1,000)	Percent change 1987 to 1992	1992 (\$1,000)	1987 (\$1,000)	Percent change 1987 to 1992	1992 (number)	1987 (number)
80	Health services	5 335	5 282	3 275 450	2 049 474	59.8	1 412 890	897 541	57.4	59 069	45 901
801	Offices and clinics of doctors of medicine ---	2 052	2 274	1 366 055	942 590	44.9	686 954	481 893	42.6	13 847	12 167
8011 pt.	Offices of doctors of medicine	2 003	2 210	1 305 771	915 418	42.6	655 929	470 093	39.5	12 936	11 608
8011 pt.	General medical clinics	49	64	60 284	34 780	73.3	31 025	16 732	85.4	911	721
802	Offices and clinics of dentists	1 229	1 224	338 025	239 182	41.3	116 883	80 621	45.0	5 628	4 930
803	Offices and clinics of doctors of osteopathy --	328	309	127 260	84 219	51.1	49 288	34 277	43.8	1 583	1 262
804	Offices and clinics of other health practitioners	913	740	210 946	119 465	76.6	62 043	32 985	88.1	3 062	2 165
8041	Offices and clinics of chiropractors	316	261	66 456	41 877	58.7	17 924	10 528	70.3	895	742
8042	Offices and clinics of optometrists	317	285	76 308	50 235	51.9	17 892	12 469	43.5	1 086	876
8043	Offices and clinics of podiatrists	52	72	14 850	10 741	38.3	5 106	3 626	40.8	209	188
8049	Offices and clinics of health practitioners, n.e.c.	228	122	53 332	16 612	221.0	21 121	6 362	232.0	872	359
805	Nursing and personal care facilities	405	365	482 421	299 283	61.2	225 962	132 313	70.8	22 751	17 378
8051	Skilled nursing care facilities	168	199	220 769	166 936	32.2	101 369	72 737	39.4	10 161	9 569
8052	Intermediate care facilities	209	137	245 634	115 454	112.8	116 743	51 913	124.9	11 939	6 878
8059	Nursing and personal care facilities, n.e.c. -	28	29	16 018	16 893	-5.2	7 850	7 663	2.4	651	931
806	Hospitals	24	22	422 724	247 673	70.7	138 898	85 165	63.1	6 431	4 532
807, 8, 9	Other health services	384	348	328 019	117 062	180.2	132 862	50 287	164.2	5 767	3 467
807	Medical and dental laboratories	168	168	122 516	51 605	137.4	50 017	22 990	117.6	1 630	1 092
8071	Medical laboratories	97	94	107 695	39 583	172.1	44 096	17 821	147.4	1 320	788
8072	Dental laboratories	71	74	14 821	12 022	23.3	5 921	5 169	14.5	310	304
808	Home health care services	108	63	132 577	23 782	457.5	55 369	12 785	333.1	3 127	1 576
809	Miscellaneous health and allied services, n.e.c.	108	117	72 926	41 675	75.0	27 476	14 512	89.3	1 010	799
8092	Kidney dialysis centers	7	4	6 772	2 140	216.4	1 755	723	142.7	59	46
8093	Specialty outpatient facilities, n.e.c.	65	71	41 315	27 022	52.9	16 314	9 439	72.8	615	388
8099	Health and allied services, n.e.c.	36	42	24 839	12 513	98.5	9 407	4 350	116.3	336	365
81	Legal services	2 147	2 056	879 181	670 851	31.1	361 318	292 391	23.6	9 454	8 630
823, 4, 9	Selected educational services	142	95	70 176	42 676	64.4	28 753	15 758	82.5	1 350	998
823	Libraries	1	1	(D)	(D)	(D)	(D)	(D)	(D)	AA	AA
824	Vocational schools	43	38	45 248	36 079	25.4	21 820	13 473	62.0	786	753
829	Schools and educational services, n.e.c.	98	56	(D)	(D)	(D)	(D)	(D)	(D)	FF	CC
83	Social services	950	670	157 180	87 356	79.9	66 065	34 551	91.2	8 741	5 059
835	Child day care services	724	546	86 916	48 644	78.7	37 341	20 822	79.3	5 688	3 712
832, 3, 6, 9	Other social services	226	124	70 264	38 712	81.5	28 724	13 729	109.2	3 053	1 347
87 ex. 8733	Engineering, accounting, research, management, and related services (except noncommercial research organizations)	2 715	2 442	1 183 532	814 601	45.3	493 429	339 274	45.4	18 418	15 026
871	Engineering, architectural, and surveying services	704	663	559 382	342 498	63.3	247 895	145 477	70.4	7 164	5 194
8711	Engineering services	479	425	456 083	258 705	76.3	206 767	113 015	83.0	5 763	3 790
8712	Architectural services	145	147	85 332	58 134	46.8	32 929	21 598	52.5	960	865
8713	Surveying services	80	91	17 967	25 659	-30.0	8 199	10 864	-24.5	441	539
872	Accounting, auditing, and bookkeeping services	1 268	1 158	310 399	254 108	22.2	120 023	103 945	15.5	6 093	5 405
873 ex. 8733	Research, development, and testing services (except noncommercial research organizations)	114	107	70 612	59 037	19.6	28 061	23 170	21.1	1 308	1 145
8731	Commercial physical and biological research	19	9	4 179	2 458	70.0	1 623	1 041	55.9	77	52
8732	Commercial economic, sociological, and educational research	31	45	11 890	35 800	-66.8	4 236	13 274	-68.1	460	652
8734	Testing laboratories	64	53	54 543	20 779	162.5	22 202	8 855	150.7	771	441
874	Management and public relations services ---	629	514	243 139	158 958	53.0	97 450	66 682	46.1	3 853	3 282
8741	Management services	194	181	107 955	61 480	75.6	43 342	26 146	65.8	1 702	1 232
8742	Management consulting services	265	233	92 476	50 959	81.5	36 983	22 721	62.8	1 268	1 131
8743	Public relations services	43	25	7 053	(D)	(D)	2 227	(D)	(D)	108	BB
8744	Facilities support management services ---	17	5	15 620	(D)	(D)	9 071	(D)	(D)	421	FF
8748	Business consulting services, n.e.c.	110	70	20 035	14 924	34.2	5 827	6 306	-7.6	354	337
89	Services, n.e.c.	157	290	47 934	37 108	29.2	17 065	11 520	48.1	787	625

Table 3b. Comparative Statistics for Firms Exempt From Federal Income Tax for the State: 1992 and 1987

[Includes only establishments with payroll. For meaning of abbreviations and symbols, see introductory text. For explanation of terms and comparability of 1987 and 1992 censuses, see appendix A]

SIC code	Kind of business or operation	Establishments		Expenses			Annual payroll			Paid employees for pay period including March 12	
		1992 (number)	1987 (number)	1992 (\$1,000)	1987 (\$1,000)	Percent change 1987 to 1992	1992 (\$1,000)	1987 (\$1,000)	Percent change 1987 to 1992	1992 (number)	1987 (number)
	Total -----	2 541	2 133	3 707 281	2 489 535	48.9	1 619 978	1 142 449	41.8	83 096	68 463
7032, 704	Camps and membership lodging -----	58	60	11 083	7 220	53.5	1 967	1 316	49.5	238	234
792, 7991 pt., 7997, 7999 pt., 84	Selected amusement, recreation, and related services -----	129	124	76 069	59 473	27.9	30 768	24 200	27.1	2 426	2 448
792	Theatrical producers (except motion picture), bands, orchestras, and entertainers -----	34	24	15 027	(D)	(D)	6 246	(D)	(D)	615	FF
7991 pt., 7997	Gymnasiums, athletic clubs, and membership sports and recreation clubs -----	65	69	44 666	39 965	11.8	18 530	16 893	9.7	1 400	1 666
7999 pt. 84	Fairs -----	4	2	1 450	(D)	(D)	250	(D)	(D)	42	AA
	Museums, art galleries, and botanical and zoological gardens -----	26	29	14 926	11 038	35.2	5 742	3 813	50.6	369	275
8011 pt.; 8021 pt.; 805, 6, 8, 9	Selected health services -----	282	241	2 873 174	1 986 782	44.6	1 318 555	941 818	40.0	58 851	50 336
8011 pt., 8021 pt.	Clinics of doctors of medicine and dentists -----	17	11	35 284	25 317	39.4	18 688	10 380	80.0	694	257
805	Nursing and personal care facilities -----	39	35	56 331	41 241	36.6	28 676	20 602	39.2	2 403	2 249
806	Hospitals -----	126	133	2 692 554	1 887 270	42.7	1 231 793	893 517	37.9	53 691	46 294
808, 9	Other health services -----	100	62	89 005	32 954	170.1	39 398	17 319	127.5	2 063	1 536
808	Home health care services -----	19	13	(D)	(D)	(D)	(D)	4 884	(D)	FF	791
809	Miscellaneous health and allied services, n.e.c. -----	81	49	(D)	25 192	(D)	(D)	12 435	(D)	GG	745
8111 pt.	Legal aid societies and similar legal services -----	18	20	4 864	(D)	(D)	2 940	(D)	(D)	125	CC
823, 4, 9	Selected educational services -----	46	37	13 189	(D)	(D)	5 585	(D)	(D)	442	CC
83	Social services -----	1 005	747	337 244	200 514	68.2	154 114	93 898	64.1	14 609	9 893
835	Child day care services -----	202	138	28 633	18 364	55.9	16 256	10 853	49.8	1 977	1 599
832, 3, 6, 9	Other social services -----	803	609	308 611	182 150	69.4	137 858	83 045	66.0	12 632	8 294
861, 2, 4, 9	Selected membership organizations -----	960	874	341 898	183 269	86.6	86 011	58 042	48.2	5 691	4 533
861	Business associations -----	221	183	126 199	44 225	185.4	22 586	14 717	53.5	1 078	794
864	Civic, social, and fraternal associations -----	485	451	116 876	63 285	84.7	35 385	21 871	61.8	3 008	2 537
862, 9	Other membership organizations -----	254	240	98 823	75 759	30.4	28 040	21 454	30.7	1 605	1 202
873, 4 ex. 8744	Research, testing, and consulting services, except facilities support management services -----	43	30	49 760	41 507	19.9	20 038	18 591	7.8	714	755
873	Research, development, and testing services -----	26	25	47 141	41 038	14.9	19 017	18 368	3.5	675	744
8731	Commercial physical and biological research -----	1	2	(D)	(D)	(D)	(D)	(D)	(D)	CC	CC
8732	Commercial economic, sociological, and educational research -----	3	2	(D)	(D)	(D)	(D)	(D)	(D)	AA	AA
8733	Noncommercial research organizations -----	20	19	(D)	(D)	(D)	(D)	(D)	(D)	EE	FF
8734	Testing laboratories -----	2	2	(D)	(D)	(D)	(D)	(D)	(D)	AA	AA
874 ex. 8744	Management and public relations services, except facilities support management services -----	17	5	2 619	469	458.4	1 021	223	357.8	39	11

Places With 2,500 Inhabitants or More: 1992 —Con.

appendix A. For information on geographic areas followed by ▲, see appendix F]

Selected kind-of-business or operation groups —Con.														
Miscellaneous repair services (SIC 76)		Amusement and recreation services, including motion pictures and museums (SIC 78, 79, 84)		Health services (SIC 80)		Legal services (SIC 81)		Selected educational services (SIC 823, 4, 9)		Social services (SIC 83)		Engineering, accounting, research, management, and related services (except noncommercial research organizations) (SIC 87 ex. 8733)		
Number	Receipts (\$1,000)	Number	Receipts (\$1,000)	Number	Receipts (\$1,000)	Number	Receipts (\$1,000)	Number	Receipts (\$1,000)	Number	Receipts (\$1,000)	Number	Receipts (\$1,000)	
-	-	-	-	4	2 321	3	482	-	-	1	(D)	2	(D)	1
1	(D)	-	-	8	2 687	2	(D)	-	-	3	(D)	2	(D)	2
1	(D)	-	-	7	(D)	2	(D)	-	-	2	(D)	2	(D)	3
-	-	-	-	1	(D)	-	-	-	-	1	(D)	-	-	4
1	(D)	-	-	4	(D)	2	(D)	-	-	1	(D)	1	(D)	5
1	(D)	-	-	4	(D)	2	(D)	-	-	1	(D)	1	(D)	6
-	-	-	-	-	-	-	-	-	-	-	-	-	-	7
2	(D)	3	(D)	7	2 662	2	(D)	-	-	3	98	2	(D)	8
-	-	3	(D)	9	4 346	4	523	-	-	2	(D)	3	152	9
-	-	2	(D)	7	(D)	3	(D)	-	-	2	(D)	1	(D)	10
-	-	1	(D)	2	(D)	1	(D)	-	-	2	(D)	2	(D)	11
-	-	3	233	11	5 663	7	492	-	-	4	180	2	(D)	12
-	-	3	233	9	(D)	7	492	-	-	3	(D)	2	(D)	13
-	-	-	-	2	(D)	-	-	-	-	1	(D)	2	(D)	14
7	1 451	8	1 668	38	19 540	11	1 840	1	(D)	12	(D)	15	3 711	15
7	1 451	6	(D)	37	(D)	11	1 840	1	(D)	9	(D)	13	(D)	16
-	-	2	(D)	1	(D)	-	-	-	-	3	78	2	(D)	17
2	(D)	-	-	12	3 699	4	451	-	-	1	(D)	1	(D)	18
2	(D)	2	(D)	5	3 101	2	(D)	-	-	3	104	1	(D)	19
-	-	2	(D)	4	(D)	2	(D)	-	-	2	(D)	1	(D)	20
2	(D)	-	-	1	(D)	-	-	-	-	1	(D)	1	(D)	21
16	3 622	16	3 003	100	41 338	31	9 774	-	-	11	(D)	27	3 793	22
2	(D)	1	(D)	15	9 904	3	(D)	-	-	2	(D)	3	(D)	23
8	2 595	12	2 509	75	29 227	25	8 672	-	-	7	(D)	22	3 060	24
4	391	1	(D)	6	1 178	2	(D)	-	-	2	(D)	1	(D)	25
2	(D)	2	(D)	4	1 029	1	(D)	-	-	2	(D)	1	(D)	26
11	2 767	2	(D)	17	5 989	10	1 834	-	-	2	(D)	6	677	27
3	(D)	2	(D)	10	3 819	8	(D)	-	-	3	(D)	3	486	28
-	-	-	-	-	-	-	-	-	-	-	-	-	-	29
8	(D)	-	-	7	2 170	2	(D)	-	-	2	(D)	3	191	30
2	(D)	3	190	16	5 251	3	407	-	-	3	94	5	497	31
1	(D)	2	(D)	13	3 478	3	407	-	-	2	(D)	4	(D)	32
1	(D)	1	(D)	3	1 773	-	-	-	-	1	(D)	1	(D)	33
3	923	5	528	13	3 245	3	185	1	(D)	-	-	2	(D)	34
1	(D)	4	(D)	13	3 245	3	185	1	(D)	-	-	1	(D)	35
2	(D)	1	(D)	-	-	-	-	-	-	-	-	1	(D)	36
14	3 459	12	(D)	36	20 093	16	2 465	-	-	9	1 109	9	7 599	37
-	-	2	(D)	6	2 160	-	-	-	-	-	-	-	-	38
4	(D)	2	(D)	2	(D)	1	(D)	-	-	1	(D)	-	-	39
4	(D)	4	551	15	6 802	12	2 147	-	-	5	914	7	(D)	40
6	(D)	4	254	13	(D)	3	(D)	-	-	3	(D)	2	(D)	41
4	(D)	11	1 094	22	9 308	10	1 693	-	-	9	(D)	11	912	42
1	(D)	3	(D)	10	2 898	4	756	-	-	2	(D)	6	426	43
2	(D)	2	(D)	7	3 946	2	(D)	-	-	2	(D)	1	(D)	44
1	(D)	6	364	5	2 464	4	(D)	-	-	5	334	4	(D)	45
4	(D)	10	(D)	19	10 206	6	678	-	-	9	(D)	8	1 216	46
3	(D)	6	797	15	8 837	6	678	-	-	8	(D)	5	538	47
1	(D)	4	(D)	4	1 369	-	-	-	-	1	(D)	3	678	48
1	(D)	2	(D)	3	(D)	2	(D)	-	-	1	(D)	2	(D)	49
4	(D)	7	(D)	22	7 678	10	1 616	-	-	7	(D)	8	887	50
1	(D)	2	(D)	2	(D)	2	(D)	-	-	2	(D)	2	(D)	51
2	(D)	2	(D)	14	(D)	8	(D)	-	-	2	(D)	5	(D)	52
1	(D)	3	(D)	6	2 749	-	-	-	-	3	(D)	1	(D)	53
10	2 510	3	213	38	16 083	11	1 768	-	-	7	609	14	3 375	55
3	694	2	(D)	7	3 481	4	617	-	-	1	(D)	4	162	56
-	-	1	(D)	25	9 413	7	1 151	-	-	4	(D)	7	(D)	57
7	1 816	-	-	6	3 189	-	-	-	-	2	(D)	3	(D)	58
4	(D)	7	1 765	23	13 067	11	1 193	-	-	4	214	8	664	59
-	-	2	(D)	11	(D)	4	406	-	-	2	(D)	2	(D)	60
2	(D)	5	(D)	10	7 144	7	787	-	-	2	(D)	4	(D)	61
2	(D)	-	-	2	(D)	-	-	-	-	-	-	2	(D)	62
1	(D)	6	449	5	1 131	4	613	-	-	2	(D)	3	(D)	63
1	(D)	6	449	5	1 131	3	(D)	-	-	1	(D)	2	(D)	64
-	-	-	-	-	-	1	(D)	-	-	1	(D)	1	(D)	65
5	1 275	3	406	13	5 131	6	823	-	-	-	-	8	1 235	66
3	(D)	2	(D)	10	3 509	6	823	-	-	-	-	6	(D)	67
2	(D)	1	(D)	3	1 622	-	-	-	-	-	-	2	(D)	68
4	(D)	9	1 795	31	13 610	11	3 050	-	-	13	1 766	17	2 132	69
4	(D)	5	1 445	26	(D)	10	(D)	1	(D)	7	1 567	13	1 617	70
-	-	4	350	5	(D)	1	(D)	-	-	6	199	4	515	71
3	1 316	3	276	13	5 814	5	633	-	-	2	(D)	6	895	72
3	1 316	1	(D)	1	(D)	1	(D)	-	-	-	-	3	(D)	73
-	-	2	(D)	11	(D)	4	(D)	-	-	2	(D)	2	(D)	74
-	-	-	-	1	(D)	-	-	-	-	-	-	1	(D)	75
17	(D)	18	3 796	123	56 564	28	8 302	-	-	19	3 575	34	8 385	76
1	(D)	-	-	2	(D)	-	-	-	-	-	-	-	-	77
12	2 388	16	(D)	113	52 293	27	(D)	-	-	13	3 216	28	(D)	78
4	(D)	2	(D)	8	(D)	1	(D)	-	-	6	359	6	(D)	79
-	-	5	2 102	14	7 386	6	653	-	-	3	(D)	6	514	80
-	-	3	(D)	13	(D)	5	(D)	-	-	2	(D)	5	(D)	81
-	-	2	(D)	1	(D)	1	(D)	-	-	1	(D)	1	(D)	82
1	(D)	3	154	10	5 609	1	(D)	-	-	5	634	5	450	83
1	(D)	2	(D)	9	(D)	1	(D)	-	-	5	634	4	(D)	84
-	-	1	(D)	1	(D)	-	-	-	-	-	-	1	(D)	85

Places With 2,500 Inhabitants or More: 1992 - Con.

appendix A. For information on geographic areas followed by ▲, see appendix F]

Selected kind-of-business or operation groups - Con.														
Miscellaneous repair services (SIC 76)		Amusement and recreation services, including motion pictures and museums (SIC 78, 79, 84)		Health services (SIC 80)		Legal services (SIC 81)		Selected educational services (SIC 823, 4, 9)		Social services (SIC 83)		Engineering, accounting, research, management, and related services (except noncommercial research organizations) (SIC 87 ex. 8733)		
Number	Receipts (\$1,000)	Number	Receipts (\$1,000)	Number	Receipts (\$1,000)	Number	Receipts (\$1,000)	Number	Receipts (\$1,000)	Number	Receipts (\$1,000)	Number	Receipts (\$1,000)	
1	(D)	4	756	7	3 401	5	451	-	-	4	95	2	(D)	1
-	-	3	(D)	5	(D)	5	451	-	-	2	(D)	-	-	2
1	(D)	1	(D)	2	(D)	-	-	-	-	2	(D)	2	(D)	3
227	110 971	257	175 122	1 546	1 095 443	732	393 614	49	14 345	201	40 853	862	403 528	4
7	530	9	1 201	39	28 580	9	1 110	4	(D)	8	2 122	23	7 010	5
1	(D)	2	(D)	7	1 389	-	-	-	-	3	(D)	4	317	6
8	1 721	5	2 580	20	7 135	11	1 632	1	(D)	8	5 500	10	1 602	7
13	4 078	32	16 573	123	88 300	23	3 835	9	606	23	5 500	81	12 178	8
-	-	3	404	5	(D)	1	(D)	-	-	3	(D)	2	(D)	9
9	771	18	6 837	114	61 601	17	3 914	4	(D)	17	4 548	25	7 865	10
1	(D)	1	(D)	13	4 173	8	1 441	-	-	1	(D)	10	2 512	11
175	(D)	163	135 837	1 141	871 401	650	(D)	28	(D)	125	(D)	639	(D)	12
2	(D)	-	-	1	(D)	-	-	-	-	3	178	3	177	13
5	1 158	10	5 399	26	5 497	3	(D)	-	-	4	702	19	4 459	14
3	(D)	8	2 846	42	17 338	6	949	2	(D)	5	1 275	39	6 799	15
3	304	6	(D)	15	(D)	4	(D)	1	(D)	1	(D)	7	(D)	16
5	826	13	2 134	47	21 450	18	2 705	-	-	6	408	11	3 352	17
2	(D)	5	(D)	13	(D)	3	534	-	-	4	(D)	3	(D)	18
2	(D)	6	1 655	33	13 755	15	2 171	-	-	2	(D)	7	(D)	19
1	(D)	2	(D)	1	(D)	-	-	-	-	-	-	1	(D)	20
8	1 712	9	3 876	29	15 023	6	(D)	1	(D)	10	(D)	13	997	21
1	(D)	-	-	6	2 116	5	(D)	-	-	1	(D)	3	(D)	22
1	(D)	-	-	1	(D)	-	-	-	-	-	-	1	(D)	23
1	(D)	2	(D)	1	(D)	-	-	-	-	1	(D)	2	(D)	24
2	(D)	2	(D)	9	7 972	1	(D)	-	-	5	(D)	2	(D)	25
2	(D)	5	(D)	12	(D)	-	-	1	(D)	3	112	5	512	26
4	(D)	12	11 429	41	18 830	16	1 826	1	(D)	12	1 127	16	3 683	27
3	(D)	12	(D)	31	13 465	16	1 826	1	(D)	8	967	13	3 358	28
1	(D)	5	(D)	10	5 365	-	-	-	-	4	160	3	325	29
2	(D)	6	657	18	5 541	5	287	-	-	7	413	7	1 100	30
-	-	3	(D)	10	3 563	3	(D)	-	-	3	155	4	988	31
2	(D)	3	(D)	8	1 978	2	(D)	-	-	4	258	3	112	32
16	2 349	34	8 871	90	36 991	35	5 088	-	-	16	(D)	48	23 302	33
3	251	6	(D)	16	6 449	6	(D)	-	-	3	(D)	6	(D)	34
-	-	-	-	-	-	-	-	-	-	-	-	-	-	35
10	1 894	26	8 302	71	29 608	28	3 820	-	-	10	(D)	39	21 547	36
3	204	2	(D)	3	934	1	(D)	-	-	3	(D)	3	(D)	37
4	(D)	10	1 685	50	29 620	20	5 903	-	-	8	531	23	2 351	38
4	(D)	6	1 273	45	27 502	19	(D)	-	-	4	(D)	20	2 076	39
4	(D)	4	412	5	2 118	1	(D)	-	-	4	(D)	3	275	40
9	1 830	15	4 259	67	34 710	24	33 362	-	-	8	(D)	35	7 809	41
5	855	11	3 943	62	31 291	23	(D)	-	-	7	(D)	33	(D)	42
4	975	4	316	5	3 419	1	(D)	-	-	1	(D)	2	(D)	43
8	2 235	18	4 082	75	48 557	36	7 414	-	-	17	1 716	38	8 545	44
1	(D)	-	-	3	(D)	-	-	-	-	2	(D)	1	(D)	45
3	1 084	17	(D)	59	43 263	33	(D)	-	-	12	1 068	26	7 867	46
1	(D)	-	-	9	2 891	3	(D)	-	-	1	(D)	5	435	47
3	(D)	1	(D)	4	(D)	-	-	-	-	2	(D)	6	(D)	48
2	(D)	-	-	8	6 307	6	2 140	1	(D)	-	-	5	394	49
1	(D)	-	-	7	(D)	6	2 140	-	-	-	-	4	(D)	50
-	-	-	-	1	(D)	-	-	1	(D)	-	-	1	(D)	51
13	9 672	16	3 348	65	47 315	17	3 398	1	(D)	14	1 613	28	4 248	52
1	(D)	4	(D)	3	(D)	-	-	-	-	8	1 093	16	1 946	53
7	(D)	8	1 682	49	39 568	14	3 013	-	-	-	-	-	-	54
-	-	-	-	-	-	-	-	-	-	-	-	-	-	55
2	(D)	-	-	-	-	-	-	-	-	-	-	-	-	56
3	(D)	4	(D)	13	(D)	3	385	1	(D)	6	520	10	(D)	57
4	554	9	1 427	27	14 013	12	1 911	1	(D)	2	(D)	12	1 899	58
3	(D)	5	1 324	17	6 356	8	1 185	-	-	1	(D)	7	692	59
-	-	2	(D)	9	(D)	4	726	1	(D)	-	-	3	(D)	60
1	(D)	2	(D)	1	(D)	-	-	-	-	1	(D)	2	(D)	61
6	723	15	(D)	33	18 181	13	2 494	-	-	8	(D)	4	505	62
-	-	3	385	5	1 592	-	-	-	-	1	(D)	1	(D)	63
2	(D)	6	(D)	17	11 380	12	(D)	-	-	4	834	4	505	64
4	(D)	6	(D)	11	5 209	1	(D)	-	-	3	(D)	-	-	65
16	3 991	12	1 824	62	27 918	21	4 863	-	-	6	(D)	26	6 102	66
10	(D)	9	(D)	49	22 109	19	(D)	-	-	3	(D)	20	5 777	67
2	(D)	1	(D)	10	(D)	1	(D)	-	-	2	(D)	2	(D)	68
4	(D)	2	(D)	3	(D)	1	(D)	-	-	1	(D)	4	(D)	69
9	1 685	6	698	25	8 187	6	1 670	-	-	6	(D)	18	2 694	70
6	1 424	6	698	22	7 528	6	1 670	-	-	3	(D)	14	2 382	71
3	261	-	-	3	659	-	-	-	-	3	(D)	4	312	72
3	162	2	(D)	9	1 851	3	1 486	-	-	3	(D)	3	239	73
2	(D)	-	-	8	(D)	3	1 486	-	-	2	(D)	2	(D)	74
1	(D)	2	(D)	1	(D)	-	-	-	-	1	(D)	1	(D)	75
189	105 229	230	105 011	1 194	842 041	502	269 585	51	(D)	172	46 317	790	547 485	76
1	(D)	7	1 027	13	4 884	1	(D)	-	-	4	546	5	816	77
12	6 806	19	(D)	87	34 144	10	(D)	2	(D)	13	(D)	49	(D)	78
-	-	2	(D)	9	4 082	1	(D)	-	-	1	(D)	1	(D)	79
-	-	2	(D)	6	3 077	1	(D)	-	-	4	332	2	(D)	80
2	(D)	5	879	15	5 418	2	(D)	1	(D)	4	446	5	499	81

Table 4. Summary Statistics for Firms Subject to Federal Income Tax for Counties and for

[Includes only establishments with payroll. For meaning of abbreviations and symbols, see introductory text. For explanation of terms and comparability of 1987 and 1992 censuses, see

	Geographic area	Estab- lish- ments (number)	Receipts (\$1,000)	Annual payroll (\$1,000)	First- quarter payroll (\$1,000)	Paid employees for pay period including March 12 (number)	Selected kind-of-business or operation groups							
							Hotels, rooming houses, camps, and other lodging places (except membership lodging) (SIC 70 ex. 704)		Personal services (SIC 72)		Business services (SIC 73)		Automotive repair, services, and parking (SIC 75)	
							Number	Receipts (\$1,000)	Number	Receipts (\$1,000)	Number	Receipts (\$1,000)	Number	Receipts (\$1,000)
1	Tulsa County—Con.													
2	Owasso (part) ▲	69	15 771	5 320	1 232	431	—	—	13	1 457	6	1 509	6	1 827
3	Sand Springs (part) ▲	92	(D)	(D)	(D)	FF	1	(D)	14	2 430	12	1 702	12	1 516
4	Skiatook (part) ▲	12	1 360	378	89	32	—	—	—	—	—	—	1	(D)
5	Tulsa (part) ▲	4 353	2 721 193	1 101 720	244 389	47 751	56	(D)	366	(D)	870	(D)	371	140 254
	Balance of county	168	(D)	(D)	(D)	GG	7	2 500	20	1 854	34	18 316	18	(D)
6	Wagoner County	121	36 661	11 766	2 818	899	5	(D)	11	1 421	19	(D)	14	1 686
7	Bixby (part) ▲	—	—	—	—	—	—	—	—	—	—	—	—	—
8	Broken Arrow (part) ▲	23	5 816	1 644	316	126	—	—	1	(D)	10	2 333	3	355
9	Catoosa (part) ▲	—	—	—	—	—	—	—	—	—	—	—	—	—
10	Coweta	25	4 588	1 709	411	163	—	—	1	(D)	3	193	2	(D)
11	Wagoner	54	24 379	7 747	1 957	557	1	(D)	8	981	4	(D)	7	832
12	Balance of county	19	1 878	666	134	53	4	(D)	1	(D)	2	(D)	2	(D)
13	Washington County	318	115 581	47 618	11 001	2 663	7	7 284	44	10 617	42	15 078	26	4 416
14	Bartlesville (part) ▲	286	(D)	(D)	(D)	GG	7	7 284	42	(D)	39	(D)	22	4 056
15	Dewey	19	4 098	1 724	420	157	—	—	2	(D)	—	—	1	(D)
16	Balance of county	13	(D)	(D)	(D)	BB	—	—	—	—	3	(D)	3	(D)
17	Washita County	44	6 493	1 956	400	155	1	(D)	5	551	7	937	5	607
18	Clinton (part) ▲	—	—	—	—	—	—	—	—	—	—	—	—	—
19	New Cordell	23	3 348	1 274	285	99	—	—	3	(D)	1	(D)	3	(D)
20	Balance of county	21	3 145	682	115	56	1	(D)	2	(D)	6	(D)	2	(D)
21	Woods County	68	9 444	2 772	680	292	5	397	14	1 014	5	148	9	1 350
22	Alva	59	8 064	2 358	577	246	5	397	14	1 014	3	(D)	4	(D)
23	Balance of county	9	1 380	414	103	46	—	—	—	—	2	(D)	5	(D)
24	Woodward County	143	30 343	10 003	2 281	720	7	2 470	16	2 223	21	2 471	13	3 194
25	Woodward	132	28 336	9 388	2 141	674	7	2 470	16	2 223	21	2 471	9	2 763
26	Balance of county	11	2 007	615	140	46	—	—	—	—	—	—	4	431

Places With 2,500 Inhabitants or More: 1992 —Con.

appendix A. For information on geographic areas followed by ▲, see appendix F]

Selected kind-of-business or operation groups —Con.														
Miscellaneous repair services (SIC 76)		Amusement and recreation services, including motion pictures and museums (SIC 78, 79, 84)		Health services (SIC 80)		Legal services (SIC 81)		Selected educational services (SIC 823, 4, 9)		Social services (SIC 83)		Engineering, accounting, research, management, and related services (except noncommercial research organizations) (SIC 87 ex. 8733)		
Number	Receipts (\$1,000)	Number	Receipts (\$1,000)	Number	Receipts (\$1,000)	Number	Receipts (\$1,000)	Number	Receipts (\$1,000)	Number	Receipts (\$1,000)	Number	Receipts (\$1,000)	
1	(D)	8	(D)	19	7 679	2	(D)	—	—	6	1 215	8	966	1
3	(D)	12	3 111	20	(D)	4	254	—	—	3	339	9	(D)	2
—	—	1	(D)	4	(D)	2	(D)	—	—	1	(D)	3	(D)	3
161	94 468	159	(D)	1 001	743 432	476	(D)	48	43 756	127	(D)	679	(D)	4
9	(D)	15	(D)	20	30 112	4	(D)	—	—	9	1 338	29	11 641	5
6	770	5	2 608	26	23 005	10	(D)	—	—	9	(D)	14	1 560	6
—	—	—	—	—	—	—	—	—	—	—	—	—	—	7
—	—	2	(D)	—	—	1	(D)	—	—	1	(D)	5	(D)	8
2	(D)	3	(D)	8	(D)	1	(D)	—	—	4	(D)	—	—	9
2	(D)	—	—	16	19 592	8	(D)	—	—	1	(D)	7	1 198	10
2	(D)	—	—	2	(D)	—	—	—	—	3	(D)	2	(D)	11
16	2 972	14	3 589	98	48 651	20	3 807	3	(D)	19	(D)	27	17 135	12
13	(D)	12	(D)	89	44 905	20	3 807	3	(D)	15	1 023	23	16 822	13
2	(D)	1	(D)	8	(D)	—	—	—	—	2	(D)	3	(D)	14
1	(D)	1	(D)	1	(D)	—	—	—	—	2	(D)	1	(D)	15
3	577	3	233	7	1 902	4	391	—	—	4	(D)	5	776	16
—	—	—	—	—	—	—	—	—	—	—	—	—	—	17
—	—	2	(D)	7	1 902	2	(D)	—	—	2	(D)	3	(D)	18
3	577	1	(D)	—	—	2	(D)	—	—	2	(D)	2	(D)	19
—	—	—	—	—	—	—	—	—	—	—	—	—	—	20
—	—	4	441	15	4 306	6	806	—	—	4	123	6	859	21
—	—	4	441	14	(D)	6	806	—	—	3	(D)	6	859	22
—	—	—	—	1	(D)	—	—	—	—	1	(D)	—	—	23
7	1 623	6	1 341	36	11 591	15	3 388	—	—	7	(D)	14	1 484	24
6	(D)	5	(D)	34	(D)	14	(D)	—	—	7	(D)	12	(D)	25
1	(D)	1	(D)	2	(D)	1	(D)	—	—	—	—	2	(D)	26

Table 5. Summary Statistics for Firms Subject to Federal Income Tax for Places With 350 Establishments or More: 1992

[Includes only establishments with payroll. For meaning of abbreviations and symbols, see introductory text. For explanation of terms and comparability of 1987 and 1992 censuses, see appendix A. For information on geographic areas followed by ▲, see appendix F]

SIC code	Geographic area and kind of business or operation	Establishments (number)	Receipts (\$1,000)	Annual payroll (\$1,000)	First-quarter payroll (\$1,000)	Paid employees for pay period including March 12 (number)
	BROKEN ARROW ▲					
	Total	368	116 294	41 090	9 446	2 517
70 ex. 704	Hotels, rooming houses, camps, and other lodging places (except membership lodging)	3	(D)	(D)	(D)	BB
7011	Hotels and motels	3	(D)	(D)	(D)	BB
7011 pt.	Hotels	1	(D)	(D)	(D)	BB
7011 pt.	Motels, motor hotels, and tourist courts	2	(D)	(D)	(D)	AA
702, 3	Other lodging places	—	—	—	—	—
72	Personal services	43	9 801	3 108	748	324
721	Laundry, cleaning, and garment services	16	(D)	(D)	(D)	CC
7211	Power laundries, family and commercial*	1	(D)	(D)	(D)	AA
7213	Linen supply*	—	—	—	—	—
7215	Coin-operated laundries and drycleaning	1	(D)	(D)	(D)	AA
7216	Drycleaning plants, except rug cleaning*	8	2 394	813	187	98
7217	Carpet and upholstery cleaning	3	(D)	(D)	(D)	BB
7218	Industrial laundriers*	1	(D)	(D)	(D)	BB
7212, 9	Other laundry, cleaning, and garment services*	2	(D)	(D)	(D)	AA
722	Photographic studios, portrait	5	1 105	257	59	28
723, 4	Beauty and barber shops	10	1 415	647	148	73
723	Beauty shops	10	1 415	647	148	73
724	Barber shops	—	—	—	—	—
725	Shoe repair shops and shoeshine parlors	1	(D)	(D)	(D)	AA
726	Funeral service and crematories	5	(D)	(D)	(D)	AA
729	Miscellaneous personal services	6	(D)	(D)	(D)	BB
73	Business services	70	15 198	5 618	1 300	448
731	Advertising	7	2 257	526	119	33
732	Consumer credit reporting agencies, mercantile reporting agencies, and adjustment and collection agencies	1	(D)	(D)	(D)	AA
733	Mailing, reproduction, commercial art and photography, and stenographic services	5	(D)	(D)	(D)	AA
734	Services to dwellings and other buildings	22	4 001	1 961	422	207
735	Miscellaneous equipment rental and leasing	7	(D)	(D)	(D)	AA
736	Personnel supply services	—	—	—	—	—
737	Computer programming, data processing, and other computer related services	15	3 736	1 473	356	59
7371, 2, 3	Computer programming, prepackaged software, and integrated systems	12	1 893	826	228	29
7374, 5, 6	Data processing services	1	(D)	(D)	(D)	AA
7377, 8, 9	Computer rental and leasing, maintenance, and related services, n.e.c.	2	(D)	(D)	(D)	AA
738	Miscellaneous business services	13	(D)	(D)	(D)	CC
75	Automotive repair, services, and parking	49	13 140	3 811	822	188
751	Automotive rental and leasing, without drivers	1	(D)	(D)	(D)	AA
752	Automobile parking	—	—	—	—	—
753	Automotive repair shops	40	10 377	2 954	633	135
7532	Top, body, and upholstery repair shops and paint shops	10	4 301	1 478	315	60
7538	General automotive repair shops	19	4 415	1 074	230	50
7533, 4, 6, 7, 9	Other automotive repair shops	11	1 661	402	88	25
754	Automotive services, except repair	8	(D)	(D)	(D)	BB
76	Miscellaneous repair services	12	6 806	1 245	345	63
762	Electrical repair shops	5	(D)	(D)	(D)	AA
7622	Radio and television repair shops	1	(D)	(D)	(D)	AA
7623, 9	Other electrical and electronic repair shops	4	(D)	(D)	(D)	AA
763	Watch, clock, and jewelry repair	—	—	—	—	—
764	Reupholstery and furniture repair	1	(D)	(D)	(D)	AA
769	Miscellaneous repair and related services	6	(D)	(D)	(D)	BB
78, 79, 84	Amusement and recreation services, including motion pictures and museums	21	13 430	4 790	961	404
781, 2	Motion picture production, distribution, and services	—	—	—	—	—
783	Motion picture theaters	2	(D)	(D)	(D)	BB
784	Video tape rental	4	(D)	(D)	(D)	AA
792	Theatrical producers (except motion picture), bands, orchestras, and entertainers	1	(D)	(D)	(D)	AA
793	Bowling centers	1	(D)	(D)	(D)	BB
79 ex. 792, 3, 84	Commercial sports and other amusement and recreation services, including museums	13	10 275	4 222	845	340
80	Health services	87	34 144	13 908	3 329	583
801	Offices and clinics of doctors of medicine	21	(D)	(D)	(D)	CC
802	Offices and clinics of dentists	24	(D)	(D)	(D)	CC
803	Offices and clinics of doctors of osteopathy	10	(D)	(D)	(D)	BB
804	Offices and clinics of other health practitioners	21	(D)	(D)	(D)	BB
805	Nursing and personal care facilities	5	(D)	(D)	(D)	CC
806	Hospitals	—	—	—	—	—
807, 8, 9	Other health services	6	(D)	(D)	(D)	BB
81	Legal services	11	908	141	35	10
823, 4, 9	Selected educational services	2	(D)	(D)	(D)	AA

Table 5. Summary Statistics for Firms Subject to Federal Income Tax for Places With 350 Establishments or More: 1992 — Con.

[Includes only establishments with payroll. For meaning of abbreviations and symbols, see introductory text. For explanation of terms and comparability of 1987 and 1992 censuses, see appendix A. For information on geographic areas followed by ▲, see appendix F]

SIC code	Geographic area and kind of business or operation	Establishments (number)	Receipts (\$1,000)	Annual payroll (\$1,000)	First-quarter payroll (\$1,000)	Paid employees for pay period including March 12 (number)
BROKEN ARROW ▲—Con.						
83	Social services	14	3 457	1 562	395	194
835	Child day care services	13	(D)	(D)	(D)	CC
832, 3, 6, 9	Other social services	1	(D)	(D)	(D)	AA
87 ex. 8733	Engineering, accounting, research, management, and related services (except noncommercial research organizations)	54	16 674	6 294	1 369	233
871	Engineering, architectural, and surveying services	15	(D)	(D)	(D)	BB
872	Accounting, auditing, and bookkeeping services	23	2 795	1 090	288	62
873 ex. 8733	Research, development, and testing services (except noncommercial research organizations)	5	(D)	(D)	(D)	CC
874	Management and public relations services	11	1 806	784	183	25
89	Services, n.e.c.	2	(D)	(D)	(D)	AA
EDMOND						
	Total	507	177 361	61 042	14 253	3 497
70 ex. 704	Hotels, rooming houses, camps, and other lodging places (except membership lodging)	3	(D)	(D)	(D)	CC
7011	Hotels and motels	3	(D)	(D)	(D)	CC
7011 pt. 7011 pt.	Hotels	3	(D)	(D)	(D)	CC
	Motels, motor hotels, and tourist courts	—	—	—	—	—
702, 3	Other lodging places	—	—	—	—	—
72	Personal services	51	9 129	3 003	722	289
721	Laundry, cleaning, and garment services	16	4 307	1 775	421	149
7211	Power laundries, family and commercial*	—	—	—	—	—
7213	Linen supply*	—	—	—	—	—
7215	Coin-operated laundries and drycleaning	1	(D)	(D)	(D)	AA
7216	Drycleaning plants, except rug cleaning*	9	3 492	1 483	363	126
7217	Carpet and upholstery cleaning	4	(D)	(D)	(D)	AA
7218	Industrial laundriers*	—	—	—	—	—
7212, 9	Other laundry, cleaning, and garment services*	2	(D)	(D)	(D)	AA
722	Photographic studios, portrait	4	640	123	28	18
723, 4	Beauty and barber shops	22	2 100	674	151	62
723	Beauty shops	21	(D)	(D)	(D)	BB
724	Barber shops	1	(D)	(D)	(D)	AA
725	Shoe repair shops and shoeshine parlors	1	(D)	(D)	(D)	AA
726	Funeral service and crematories	1	(D)	(D)	(D)	AA
729	Miscellaneous personal services	7	(D)	(D)	(D)	BB
73	Business services	98	23 103	7 988	2 199	484
731	Advertising	3	(D)	(D)	(D)	AA
732	Consumer credit reporting agencies, mercantile reporting agencies, and adjustment and collection agencies	1	(D)	(D)	(D)	AA
733	Mailing, reproduction, commercial art and photography, and stenographic services	10	3 023	1 009	206	47
734	Services to dwellings and other buildings	18	1 803	750	150	92
735	Miscellaneous equipment rental and leasing	5	1 122	225	49	10
736	Personnel supply services	7	1 270	843	187	79
737	Computer programming, data processing, and other computer related services	26	6 492	2 658	953	72
7371, 2, 3	Computer programming, prepackaged software, and integrated systems	18	4 755	1 771	741	47
7374, 5, 6	Data processing services	4	(D)	(D)	(D)	AA
7377, 8, 9	Computer rental and leasing, maintenance, and related services, n.e.c.	4	(D)	(D)	(D)	BB
738	Miscellaneous business services	28	9 110	2 393	631	178
75	Automotive repair, services, and parking	39	9 099	2 379	525	137
751	Automotive rental and leasing, without drivers	2	(D)	(D)	(D)	AA
752	Automobile parking	—	—	—	—	—
753	Automotive repair shops	28	7 290	1 937	419	95
7532	Top, body, and upholstery repair shops and paint shops	5	1 463	388	90	17
7538	General automotive repair shops	14	4 129	1 149	249	54
7533, 4, 6, 7, 9	Other automotive repair shops	9	1 698	400	80	24
754	Automotive services, except repair	9	(D)	(D)	(D)	BB
76	Miscellaneous repair services	13	4 078	1 023	266	51
762	Electrical repair shops	3	(D)	(D)	(D)	AA
7622	Radio and television repair shops	2	(D)	(D)	(D)	AA
7623, 9	Other electrical and electronic repair shops	1	(D)	(D)	(D)	AA
763	Watch, clock, and jewelry repair	—	—	—	—	—
764	Reupholstery and furniture repair	1	(D)	(D)	(D)	AA
769	Miscellaneous repair and related services	9	(D)	(D)	(D)	BB

Table 5. Summary Statistics for Firms Subject to Federal Income Tax for Places With 350 Establishments or More: 1992 — Con.

[Includes only establishments with payroll. For meaning of abbreviations and symbols, see introductory text. For explanation of terms and comparability of 1987 and 1992 censuses, see appendix A. For information on geographic areas followed by ▲, see appendix F]

SIC code	Geographic area and kind of business or operation	Establishments (number)	Receipts (\$1,000)	Annual payroll (\$1,000)	First-quarter payroll (\$1,000)	Paid employees for pay period including March 12 (number)
EDMOND—Con.						
78, 79, 84	Amusement and recreation services, including motion pictures and museums	32	16 573	4 851	976	451
781, 2	Motion picture production, distribution, and services	3	(D)	(D)	(D)	AA
783	Motion picture theaters	1	(D)	(D)	(D)	BB
784	Video tape rental	8	(D)	(D)	(D)	BB
792	Theatrical producers (except motion picture), bands, orchestras, and entertainers	—	—	—	—	—
793	Bowling centers	1	(D)	(D)	(D)	BB
79 ex. 792, 3; 84	Commercial sports and other amusement and recreation services, including museums	19	10 942	3 752	728	317
80	Health services	123	88 300	31 988	7 514	1 326
801	Offices and clinics of doctors of medicine	51	28 166	12 384	2 771	286
802	Offices and clinics of dentists	31	10 852	3 317	796	190
803	Offices and clinics of doctors of osteopathy	3	(D)	(D)	(D)	AA
804	Offices and clinics of other health practitioners	24	(D)	(D)	(D)	BB
805	Nursing and personal care facilities	5	9 888	4 310	932	295
806	Hospitals	1	(D)	(D)	(D)	EE
807, 8, 9	Other health services	8	(D)	(D)	(D)	BB
81	Legal services	23	3 835	1 492	307	48
823, 4, 9	Selected educational services	9	606	224	35	32
83	Social services	23	5 500	2 386	502	315
835	Child day care services	21	(D)	(D)	(D)	EE
832, 3, 6, 9	Other social services	2	(D)	(D)	(D)	BB
87 ex. 8733	Engineering, accounting, research, management, and related services (except noncommercial research organizations)	81	12 178	4 380	936	180
871	Engineering, architectural, and surveying services	22	3 865	1 316	247	53
872	Accounting, auditing, and bookkeeping services	33	4 717	1 921	376	88
873 ex. 87333	Research, development, and testing services (except noncommercial research organizations)	2	(D)	(D)	(D)	AA
874	Management and public relations services	24	(D)	(D)	(D)	BB
89	Services, n.e.c.	12	(D)	(D)	(D)	BB
ENID						
	Total	394	187 585	74 364	17 091	3 935
70 ex. 704	Hotels, rooming houses, camps, and other lodging places (except membership lodging)	9	4 052	1 190	262	138
7011	Hotels and motels	8	(D)	(D)	(D)	CC
7011 pt.	Hotels	1	(D)	(D)	(D)	BB
7011 pt.	Motels, motor hotels, and tourist courts	7	(D)	(D)	(D)	CC
702, 3	Other lodging places	1	(D)	(D)	(D)	AA
72	Personal services	58	(D)	(D)	(D)	EE
721	Laundry, cleaning, and garment services	15	4 069	1 563	373	150
7211	Power laundries, family and commercial*	—	—	—	—	—
7213	Linen supply*	—	—	—	—	—
7215	Coin-operated laundries and drycleaning	4	(D)	(D)	(D)	AA
7216	Drycleaning plants, except rug cleaning*	5	898	346	83	40
7217	Carpet and upholstery cleaning	2	(D)	(D)	(D)	AA
7218	Industrial laundrers*	1	(D)	(D)	(D)	BB
7212, 9	Other laundry, cleaning, and garment services*	3	(D)	(D)	(D)	BB
722	Photographic studios, portrait	8	1 147	292	70	43
723, 4	Beauty and barber shops	18	1 781	617	124	66
723	Beauty shops	16	(D)	(D)	(D)	BB
724	Barber shops	2	(D)	(D)	(D)	AA
725	Shoe repair shops and shoeshine parlors	1	(D)	(D)	(D)	AA
726	Funeral service and crematories	4	2 314	783	169	35
729	Miscellaneous personal services	12	(D)	(D)	(D)	BB
73	Business services	46	12 155	4 049	783	279
731	Advertising	3	656	195	38	6
732	Consumer credit reporting agencies, mercantile reporting agencies, and adjustment and collection agencies	2	(D)	(D)	(D)	AA
733	Mailing, reproduction, commercial art and photography, and stenographic services	4	(D)	(D)	(D)	AA
734	Services to dwellings and other buildings	12	(D)	(D)	(D)	BB
735	Miscellaneous equipment rental and leasing	10	(D)	(D)	(D)	BB
736	Personnel supply services	2	(D)	(D)	(D)	AA
737	Computer programming, data processing, and other computer related services	3	(D)	(D)	(D)	AA
7371, 2, 3	Computer programming, prepackaged software, and integrated systems	2	(D)	(D)	(D)	AA
7374, 5, 6	Data processing services	—	—	—	—	—
7377, 8, 9	Computer rental and leasing, maintenance, and related services, n.e.c.	1	(D)	(D)	(D)	AA
738	Miscellaneous business services	10	(D)	(D)	(D)	BB

Table 5. Summary Statistics for Firms Subject to Federal Income Tax for Places With 350 Establishments or More: 1992 — Con.

[Includes only establishments with payroll. For meaning of abbreviations and symbols, see introductory text. For explanation of terms and comparability of 1987 and 1992 censuses, see appendix A. For information on geographic areas followed by ▲, see appendix F]

SIC code	Geographic area and kind of business or operation	Establishments (number)	Receipts (\$1,000)	Annual payroll (\$1,000)	First-quarter payroll (\$1,000)	Paid employees for pay period including March 12 (number)
	ENID—Con.					
75	Automotive repair, services, and parking -----	39	8 920	2 207	508	146
751	Automotive rental and leasing, without drivers -----	2	(D)	(D)	(D)	AA
752	Automobile parking -----	—	—	—	—	—
753	Automotive repair shops -----	32	7 355	1 964	451	114
7532	Top, body, and upholstery repair shops and paint shops -----	7	2 468	661	149	32
7538	General automotive repair shops -----	13	(D)	(D)	(D)	BB
7533, 4, 6, 7, 9	Other automotive repair shops -----	12	(D)	(D)	(D)	BB
754	Automotive services, except repair -----	5	(D)	(D)	(D)	BB
76	Miscellaneous repair services -----	18	(D)	(D)	(D)	BB
762	Electrical repair shops -----	9	1 704	741	157	33
7622	Radio and television repair shops -----	3	301	149	31	10
7623, 9	Other electrical and electronic repair shops -----	6	1 403	592	126	23
763	Watch, clock, and jewelry repair -----	1	(D)	(D)	(D)	AA
764	Reupholstery and furniture repair -----	—	—	—	—	—
769	Miscellaneous repair and related services -----	8	(D)	(D)	(D)	BB
78, 79, 84	Amusement and recreation services, including motion pictures and museums -----	16	(D)	(D)	(D)	CC
781, 2	Motion picture production, distribution, and services -----	—	—	—	—	—
783	Motion picture theaters -----	1	(D)	(D)	(D)	AA
784	Video tape rental -----	—	—	—	—	—
792	Theatrical producers (except motion picture), bands, orchestras, and entertainers -----	—	—	—	—	—
793	Bowling centers -----	2	(D)	(D)	(D)	AA
79 ex. 792, 3; 84	Commercial sports and other amusement and recreation services, including museums -----	13	3 661	950	238	110
80	Health services -----	116	(D)	(D)	(D)	GG
801	Offices and clinics of doctors of medicine -----	51	30 319	15 508	3 298	331
802	Offices and clinics of dentists -----	24	(D)	(D)	(D)	CC
803	Offices and clinics of doctors of osteopathy -----	12	3 921	1 241	314	63
804	Offices and clinics of other health practitioners -----	12	3 265	1 235	305	59
805	Nursing and personal care facilities -----	6	(D)	(D)	(D)	EE
806	Hospitals -----	3	(D)	(D)	(D)	GG
807, 8, 9	Other health services -----	8	(D)	(D)	(D)	CC
81	Legal services -----	33	10 575	5 164	964	156
823, 4, 9	Selected educational services -----	—	—	—	—	—
83	Social services -----	16	1 790	809	194	111
835	Child day care services -----	10	1 220	599	145	85
832, 3, 6, 9	Other social services -----	6	570	210	49	26
87 ex. 8733	Engineering, accounting, research, management, and related services (except noncommercial research organizations) -----	43	14 018	5 364	1 338	200
871	Engineering, architectural, and surveying services -----	8	(D)	(D)	(D)	AA
872	Accounting, auditing, and bookkeeping services -----	27	7 653	3 246	855	148
873 ex. 8733	Research, development, and testing services (except noncommercial research organizations) -----	1	(D)	(D)	(D)	AA
874	Management and public relations services -----	7	5 180	1 548	348	29
89	Services, n.e.c. -----	—	—	—	—	—
	LAWTON					
	Total -----	575	230 775	76 924	16 605	4 666
70 ex. 704	Hotels, rooming houses, camps, and other lodging places (except membership lodging) -----	13	(D)	(D)	(D)	CC
7011	Hotels and motels -----	11	6 782	1 622	386	200
7011 pt.	Hotels -----	2	(D)	(D)	(D)	BB
7011 pt.	Motels, motor hotels, and tourist courts -----	9	(D)	(D)	(D)	CC
702, 3	Other lodging places -----	2	(D)	(D)	(D)	AA
72	Personal services -----	89	16 380	5 320	1 273	597
721	Laundry, cleaning, and garment services -----	33	(D)	(D)	(D)	EE
7211	Power laundries, family and commercial* -----	3	(D)	(D)	(D)	BB
7213	Linen supply* -----	1	(D)	(D)	(D)	AA
7215	Coin-operated laundries and drycleaning -----	8	1 276	412	85	69
7216	Drycleaning plants, except rug cleaning* -----	9	1 204	531	125	67
7217	Carpet and upholstery cleaning -----	6	452	113	30	15
7218	Industrial launderers* -----	1	(D)	(D)	(D)	BB
7212, 9	Other laundry, cleaning, and garment services* -----	5	537	191	46	33
722	Photographic studios, portrait -----	5	(D)	(D)	(D)	BB
723, 4	Beauty and barber shops -----	32	(D)	(D)	(D)	CC
723	Beauty shops -----	31	(D)	(D)	(D)	CC
724	Barber shops -----	1	(D)	(D)	(D)	AA
725	Shoe repair shops and shoeshine parlors -----	—	—	—	—	—
726	Funeral service and crematories -----	6	(D)	(D)	(D)	BB
729	Miscellaneous personal services -----	13	1 502	453	146	71

Table 5. Summary Statistics for Firms Subject to Federal Income Tax for Places With 350 Establishments or More: 1992 — Con.

[Includes only establishments with payroll. For meaning of abbreviations and symbols, see introductory text. For explanation of terms and comparability of 1987 and 1992 censuses, see appendix A. For information on geographic areas followed by ▲, see appendix F]

SIC code	Geographic area and kind of business or operation	Establishments (number)	Receipts (\$1,000)	Annual payroll (\$1,000)	First-quarter payroll (\$1,000)	Paid employees for pay period including March 12 (number)
	LAWTON — Con.					
73	Business services	64	(D)	(D)	(D)	FF
731	Advertising	1	(D)	(D)	(D)	BB
732	Consumer credit reporting agencies, mercantile reporting agencies, and adjustment and collection agencies	2	(D)	(D)	(D)	BB
733	Mailing, reproduction, commercial art and photography, and stenographic services	5	757	139	41	22
734	Services to dwellings and other buildings	13	(D)	(D)	(D)	CC
735	Miscellaneous equipment rental and leasing	9	(D)	(D)	(D)	BB
736	Personnel supply services	6	(D)	(D)	(D)	CC
737	Computer programming, data processing, and other computer related services	10	(D)	(D)	(D)	BB
7371, 2, 3	Computer programming, prepackaged software, and integrated systems	5	1 294	680	159	22
7374, 5, 6	Data processing services	1	(D)	(D)	(D)	AA
7377, 8, 9	Computer rental and leasing, maintenance, and related services, n.e.c.	4	(D)	(D)	(D)	BB
738	Miscellaneous business services	18	4 400	1 817	288	199
75	Automotive repair, services, and parking	62	14 320	3 214	759	243
751	Automotive rental and leasing, without drivers	6	2 547	355	81	31
752	Automobile parking	—	—	—	—	—
753	Automotive repair shops	49	9 668	2 319	546	155
7532	Top, body, and upholstery repair shops and paint shops	13	2 865	614	149	38
7538	General automotive repair shops	18	3 077	659	138	60
7533, 4, 6, 7, 9	Other automotive repair shops	18	3 726	1 046	259	57
754	Automotive services, except repair	7	2 105	540	132	57
76	Miscellaneous repair services	18	(D)	(D)	(D)	CC
762	Electrical repair shops	9	(D)	(D)	(D)	BB
7622	Radio and television repair shops	2	(D)	(D)	(D)	AA
7623, 9	Other electrical and electronic repair shops	7	(D)	(D)	(D)	BB
763	Watch, clock, and jewelry repair	—	—	—	—	—
764	Reupholstery and furniture repair	1	(D)	(D)	(D)	AA
769	Miscellaneous repair and related services	8	(D)	(D)	(D)	BB
78, 79, 84	Amusement and recreation services, including motion pictures and museums	42	(D)	(D)	(D)	EE
781, 2	Motion picture production, distribution, and services	1	(D)	(D)	(D)	AA
783	Motion picture theaters	4	(D)	(D)	(D)	BB
784	Video tape rental	10	4 437	528	95	70
792	Theatrical producers (except motion picture), bands, orchestras, and entertainers	1	(D)	(D)	(D)	AA
793	Bowling centers	2	(D)	(D)	(D)	BB
79 ex. 792, 3; 84	Commercial sports and other amusement and recreation services, including museums	24	(D)	(D)	(D)	CC
80	Health services	154	(D)	(D)	(D)	GG
801	Offices and clinics of doctors of medicine	74	50 769	19 601	3 590	420
802	Offices and clinics of dentists	30	8 452	3 702	847	141
803	Offices and clinics of doctors of osteopathy	2	(D)	(D)	(D)	AA
804	Offices and clinics of other health practitioners	30	6 713	1 454	345	84
805	Nursing and personal care facilities	6	(D)	(D)	(D)	EE
806	Hospitals	2	(D)	(D)	(D)	FF
807, 8, 9	Other health services	10	(D)	(D)	(D)	BB
81	Legal services	55	10 681	3 432	658	147
823, 4, 9	Selected educational services	6	(D)	(D)	(D)	BB
83	Social services	28	(D)	(D)	(D)	EE
835	Child day care services	21	(D)	(D)	(D)	CC
832, 3, 6, 9	Other social services	7	(D)	(D)	(D)	CC
87 ex. 8733	Engineering, accounting, research, management, and related services (except noncommercial research organizations)	43	11 266	5 800	1 152	236
871	Engineering, architectural, and surveying services	7	6 508	3 687	675	104
872	Accounting, auditing, and bookkeeping services	27	(D)	(D)	(D)	BB
873 ex. 8733	Research, development, and testing services (except noncommercial research organizations)	2	(D)	(D)	(D)	AA
874	Management and public relations services	7	(D)	(D)	(D)	BB
89	Services, n.e.c.	1	(D)	(D)	(D)	AA

Table 5. Summary Statistics for Firms Subject to Federal Income Tax for Places With 350 Establishments or More: 1992 — Con.

[Includes only establishments with payroll. For meaning of abbreviations and symbols, see introductory text. For explanation of terms and comparability of 1987 and 1992 censuses, see appendix A. For information on geographic areas followed by ▲, see appendix F]

SIC code	Geographic area and kind of business or operation	Establishments (number)	Receipts (\$1,000)	Annual payroll (\$1,000)	First-quarter payroll (\$1,000)	Paid employees for pay period including March 12 (number)
NORMAN						
	Total	683	227 929	84 932	18 661	4 578
70 ex. 704	Hotels, rooming houses, camps, and other lodging places (except membership lodging)	11	10 319	2 811	748	356
7011	Hotels and motels	9	(D)	(D)	(D)	EE
7011 pt.	Hotels	5	8 956	2 441	625	289
7011 pt.	Motels, motor hotels, and tourist courts	4	(D)	(D)	(D)	BB
702, 3	Other lodging places	2	(D)	(D)	(D)	AA
72	Personal services	59	13 101	3 085	736	389
721	Laundry, cleaning, and garment services	19	3 992	1 304	306	175
7211	Power laundries, family and commercial*	2	(D)	(D)	(D)	BB
7213	Linen supply*	—	—	—	—	—
7215	Coin-operated laundries and drycleaning	4	(D)	(D)	(D)	BB
7216	Drycleaning plants, except rug cleaning*	8	2 088	795	194	81
7217	Carpet and upholstery cleaning	1	(D)	(D)	(D)	AA
7218	Industrial laundriers*	—	—	—	—	—
7212, 9	Other laundry, cleaning, and garment services*	4	(D)	(D)	(D)	BB
722	Photographic studios, portrait	6	(D)	(D)	(D)	BB
723, 4	Beauty and barber shops	16	1 582	579	134	69
723	Beauty shops	14	(D)	(D)	(D)	BB
724	Barber shops	2	(D)	(D)	(D)	AA
725	Shoe repair shops and shoeshine parlors	1	(D)	(D)	(D)	AA
726	Funeral service and crematories	2	(D)	(D)	(D)	AA
729	Miscellaneous personal services	15	(D)	(D)	(D)	BB
73	Business services	95	29 378	10 836	2 378	856
731	Advertising	2	(D)	(D)	(D)	AA
732	Consumer credit reporting agencies, mercantile reporting agencies, and adjustment and collection agencies	3	772	259	64	16
733	Mailing, reproduction, commercial art and photography, and stenographic services	13	3 168	743	166	75
734	Services to dwellings and other buildings	22	3 945	1 762	415	234
735	Miscellaneous equipment rental and leasing	8	2 013	542	105	28
736	Personnel supply services	4	(D)	(D)	(D)	EE
737	Computer programming, data processing, and other computer related services	22	9 874	2 784	561	77
7371, 2, 3	Computer programming, prepackaged software, and integrated systems	14	(D)	(D)	(D)	BB
7374, 5, 6	Data processing services	3	(D)	(D)	(D)	AA
7377, 8, 9	Computer rental and leasing, maintenance, and related services, n.e.c.	5	1 499	209	22	5
738	Miscellaneous business services	21	(D)	(D)	(D)	CC
75	Automotive repair, services, and parking	45	10 971	2 668	645	213
751	Automotive rental and leasing, without drivers	2	(D)	(D)	(D)	AA
752	Automobile parking	—	—	—	—	—
753	Automotive repair shops	30	6 886	1 742	415	109
7532	Top, body, and upholstery repair shops and paint shops	12	3 384	909	226	54
7538	General automotive repair shops	12	2 424	586	134	39
7533, 4, 6, 7, 9	Other automotive repair shops	6	1 078	247	55	16
754	Automotive services, except repair	13	(D)	(D)	(D)	CC
76	Miscellaneous repair services	16	3 735	1 070	311	73
762	Electrical repair shops	10	(D)	(D)	(D)	BB
7622	Radio and television repair shops	5	751	231	56	13
7623, 9	Other electrical and electronic repair shops	5	(D)	(D)	(D)	BB
763	Watch, clock, and jewelry repair	—	—	—	—	—
764	Reupholstery and furniture repair	1	(D)	(D)	(D)	AA
769	Miscellaneous repair and related services	5	(D)	(D)	(D)	AA
78, 79, 84	Amusement and recreation services, including motion pictures and museums	46	15 034	3 324	744	379
781, 2	Motion picture production, distribution, and services	3	(D)	(D)	(D)	AA
783	Motion picture theaters	3	(D)	(D)	(D)	BB
784	Video tape rental	9	(D)	(D)	(D)	BB
792	Theatrical producers (except motion picture), bands, orchestras, and entertainers	2	(D)	(D)	(D)	AA
793	Bowling centers	2	(D)	(D)	(D)	BB
79 ex. 792, 3, 84	Commercial sports and other amusement and recreation services, including museums	27	5 100	1 559	317	176
80	Health services	185	83 093	37 783	7 891	1 292
801	Offices and clinics of doctors of medicine	74	42 356	20 605	4 204	437
802	Offices and clinics of dentists	50	15 265	6 104	1 323	254
803	Offices and clinics of doctors of osteopathy	6	(D)	(D)	(D)	BB
804	Offices and clinics of other health practitioners	34	9 295	4 379	926	126
805	Nursing and personal care facilities	4	(D)	(D)	(D)	EE
806	Hospitals	—	—	—	—	—
807, 8, 9	Other health services	17	(D)	(D)	(D)	CC
81	Legal services	79	21 525	6 069	1 201	194
823, 4, 9	Selected educational services	10	4 070	1 615	445	121

Table 5. Summary Statistics for Firms Subject to Federal Income Tax for Places With 350 Establishments or More: 1992 — Con.

[Includes only establishments with payroll. For meaning of abbreviations and symbols, see introductory text. For explanation of terms and comparability of 1987 and 1992 censuses, see appendix A. For information on geographic areas followed by ▲, see appendix F]

SIC code	Geographic area and kind of business or operation	Establishments (number)	Receipts (\$1,000)	Annual payroll (\$1,000)	First-quarter payroll (\$1,000)	Paid employees for pay period including March 12 (number)
NORMAN—Con.						
83	Social services	31	4 400	1 883	358	228
835	Child day care services	23	3 063	1 276	308	209
832, 3, 6, 9	Other social services	8	1 337	607	50	19
87 ex. 8733	Engineering, accounting, research, management, and related services (except noncommercial research organizations)	98	29 246	12 767	2 999	446
871	Engineering, architectural, and surveying services	37	21 268	9 196	2 173	250
872	Accounting, auditing, and bookkeeping services	35	4 611	2 370	526	113
873 ex. 8733	Research, development, and testing services (except noncommercial research organizations)	3	(D)	(D)	(D)	BB
874	Management and public relations services	23	(D)	(D)	(D)	BB
89	Services, n.e.c.	8	3 057	1 021	205	31
OKLAHOMA CITY ▲						
	Total	4 663	3 001 051	1 162 751	258 601	55 378
70 ex. 704	Hotels, rooming houses, camps, and other lodging places (except membership lodging)	69	85 573	22 762	5 728	2 681
7011	Hotels and motels	62	84 983	22 665	5 704	2 665
7011 pt.	Hotels	23	14 877	14 659	3 834	1 566
7011 pt.	Hotels, 25 guestrooms or more	23	54 877	14 659	3 834	1 566
7011 pt.	Hotels, less than 25 guestrooms	—	—	—	—	—
7011 pt.	Motels, motor hotels, and tourist courts	39	30 106	8 006	1 870	1 099
7011 pt.	Motels, tourist courts	33	22 840	5 895	1 420	774
7011 pt.	Motor hotels	6	7 266	2 111	450	325
702, 3	Other lodging places	7	590	97	24	16
702	Rooming and boarding houses	3	(D)	(D)	(D)	AA
703	Camps and recreational vehicle parks	4	(D)	(D)	(D)	AA
72	Personal services	324	106 963	36 473	9 019	3 401
721	Laundry, cleaning, and garment services	127	60 138	21 128	5 577	1 791
7211	Power laundries, family and commercial*	7	(D)	(D)	(D)	EE
7213	Linen supply*	5	6 981	2 992	829	245
7215	Coin-operated laundries and drycleaning	19	5 151	764	193	83
7216	Drycleaning plants, except rug cleaning*	60	18 581	7 352	1 870	715
7217	Carpet and upholstery cleaning	15	4 913	1 721	431	140
7218	Industrial laundries*	7	(D)	(D)	(D)	EE
7212, 9	Other laundry, cleaning, and garment services*	14	(D)	(D)	(D)	BB
7212	Garment pressing, and agents for laundries and drycleaners	6	(D)	(D)	(D)	AA
7219	Laundry and garment services, n.e.c.*	8	(D)	(D)	(D)	AA
722	Photographic studios, portrait	29	12 986	3 888	697	396
723, 4	Beauty and barber shops	81	8 954	3 450	805	319
723	Beauty shops	68	6 518	2 576	610	258
724	Barber shops	13	2 436	874	195	61
725	Shoe repair shops and shoeshine parlors	5	559	180	36	26
726	Funeral service and crematories	18	10 573	3 181	713	167
729	Miscellaneous personal services	64	13 753	4 646	1 191	702
7291	Tax return preparation services	22	(D)	(D)	(D)	CC
7299	Miscellaneous personal services, n.e.c.	42	(D)	(D)	(D)	EE
73	Business services	845	674 922	251 858	60 360	18 405
731	Advertising	64	32 489	11 379	2 815	456
7311	Advertising agencies	48	24 729	9 340	2 347	253
7312	Outdoor advertising services	6	(D)	(D)	(D)	BB
7313	Radio, television, publishers' advertising representatives	4	753	202	49	9
7319	Advertising, n.e.c.	6	(D)	(D)	(D)	CC
732	Consumer credit reporting agencies, mercantile reporting agencies, and adjustment and collection agencies	26	21 511	8 370	2 028	416
7322	Adjustment and collection services	19	(D)	(D)	(D)	EE
7323	Credit reporting services	7	(D)	(D)	(D)	BB
733	Mailing, reproduction, commercial art and photography, and stenographic services	93	36 819	8 648	1 910	676
7331	Direct mail advertising services	13	15 981	3 493	833	299
7334	Photocopying and duplicating services	13	8 766	2 471	586	206
7335, 6	Commercial photography, art, and graphics	29	4 874	1 569	283	81
7335	Commercial photography	8	1 693	474	43	14
7336	Commercial art and graphic design	21	3 181	1 095	240	67
7338	Secretarial and court reporting services	38	7 198	1 115	208	90
734	Services to dwellings and other buildings	137	53 567	29 785	6 252	2 793
7342	Disinfecting and pest control services	28	8 838	3 098	612	161
7349	Building cleaning and maintenance services, n.e.c.	109	44 729	26 687	5 640	2 632
735	Miscellaneous equipment rental and leasing	74	60 215	14 665	3 265	641
7352	Medical equipment rental and leasing	9	(D)	(D)	(D)	BB
7353	Heavy construction equipment rental and leasing	7	(D)	(D)	(D)	BB
7359	Equipment rental and leasing, n.e.c.	58	45 834	11 427	2 526	506
736	Personnel supply services	78	94 403	65 873	16 834	7 756
7361	Employment agencies	27	9 742	5 485	737	317
7363	Help supply services	51	84 661	60 388	16 097	7 439
7363 pt.	Temporary help supply	38	73 378	51 362	13 746	6 872
7363 pt.	Help supply, except temporary	13	11 283	9 026	2 351	567

Table 5. Summary Statistics for Firms Subject to Federal Income Tax for Places With 350 Establishments or More: 1992 — Con.

[Includes only establishments with payroll. For meaning of abbreviations and symbols, see introductory text. For explanation of terms and comparability of 1987 and 1992 censuses, see appendix A. For information on geographic areas followed by ▲, see appendix F]

SIC code	Geographic area and kind of business or operation	Establishments (number)	Receipts (\$1,000)	Annual payroll (\$1,000)	First-quarter payroll (\$1,000)	Paid employees for pay period including March 12 (number)
	OKLAHOMA CITY ▲—Con.					
73	Business services—Con.					
737	Computer programming, data processing, and other computer related services -----	138	175 679	52 103	12 931	1 749
7371, 2, 3	Computer programming, prepackaged software, and integrated systems -----	64	58 287	20 279	4 525	637
7371	Computer programming services -----	40	19 269	7 084	1 648	251
7372	Prepackaged software -----	11	(D)	(D)	(D)	BB
7373	Computer integrated systems -----	13	(D)	(D)	(D)	EE
7374, 5, 6	Data processing services -----	37	54 366	17 480	4 395	633
7374, 5	Computer processing, information retrieval -----	33	(D)	(D)	(D)	FF
7376	Computer facilities management services -----	4	(D)	(D)	(D)	CC
7377, 8, 9	Computer rental and leasing, maintenance, and related services, n.e.c. -----	37	63 026	14 344	4 011	479
7377	Computer rental and leasing -----	4	(D)	(D)	(D)	BB
7378	Computer maintenance and repair -----	21	(D)	(D)	(D)	EE
7379	Computer related services, n.e.c. -----	12	(D)	(D)	(D)	BB
738	Miscellaneous business services -----	235	200 239	61 035	14 325	3 918
7381, 2	Detective agencies and protective services -----	50	34 428	16 572	4 027	1 398
7381	Detective, guard, and armored car services -----	38	18 511	11 334	2 803	1 111
7382	Security systems services -----	12	15 917	5 238	1 224	287
7383	News syndicates -----	3	(D)	(D)	(D)	BB
7384	Photofinishing laboratories* -----	23	45 067	11 595	2 272	698
7389	Business services, n.e.c. -----	159	(D)	(D)	(D)	GG
7389 pt.	Sign painting shops -----	6	(D)	(D)	(D)	AA
7389 pt.	Interior designing -----	8	2 293	177	29	11
7389 pt.	Telephone answering services -----	17	4 635	2 038	442	142
7389 pt.	Other business services -----	128	109 810	29 725	7 328	1 636
75	Automotive repair, services, and parking -----	404	217 686	46 488	10 710	2 715
751	Automotive rental and leasing, without drivers -----	31	93 696	14 068	3 004	612
7513	Truck rental and leasing, without drivers -----	16	48 365	6 608	1 480	249
7514, 5	Passenger car rental and leasing -----	15	45 331	7 460	1 524	363
7514	Passenger car rental -----	15	45 331	7 460	1 524	363
7515	Passenger car leasing -----	—	—	—	—	—
7519	Utility trailer and recreational vehicle rental -----	—	—	—	—	—
752	Automobile parking -----	28	10 464	1 013	249	128
753	Automotive repair shops -----	284	97 902	26 499	6 223	1 433
7532	Top, body, and upholstery repair shops and paint shops -----	76	24 164	6 958	1 587	368
7532 pt.	Top and body repair shops -----	65	21 210	6 201	1 392	320
7532 pt.	Paint shops -----	11	2 954	757	195	48
7538	General automotive repair shops -----	124	38 566	11 283	2 701	633
7538 pt.	General automotive repair shops, except diesel -----	105	(D)	(D)	(D)	FF
7538 pt.	Diesel repair shops -----	19	(D)	(D)	(D)	CC
7533, 4, 6, 7, 9	Other automotive repair shops -----	84	35 172	8 258	1 935	432
7533	Automotive exhaust system repair shops -----	15	2 885	702	158	38
7534	Tire retreading and repair shops -----	6	10 131	1 415	326	70
7536	Automotive glass replacement shops -----	9	4 151	1 271	332	60
7537	Automotive transmission repair shops -----	16	7 502	1 757	365	93
7539	Automotive repair shops, n.e.c. -----	38	10 503	3 113	754	171
7539 pt.	Radiator repair -----	11	1 845	408	116	31
7539 pt.	Brake, front end, and wheel alignment -----	7	5 882	1 884	471	84
7539 pt.	Automotive electrical and fuel system services -----	13	(D)	(D)	(D)	BB
7539 pt.	Other automotive repair shops, n.e.c. -----	7	(D)	(D)	(D)	BB
754	Automotive services, except repair -----	61	15 624	4 908	1 234	542
7542	Carwashes -----	36	9 250	2 930	703	373
7549	Automotive services, except repair and carwashes -----	25	6 374	1 978	531	169
76	Miscellaneous repair services -----	177	101 254	32 350	7 754	1 430
762	Electrical repair shops -----	52	32 706	10 659	2 455	491
7622	Radio and television repair shops -----	16	4 738	2 021	489	99
7623, 9	Other electrical and electronic repair shops -----	36	27 968	8 638	1 966	392
7623	Refrigeration and air-conditioning service and repair shops -----	6	4 398	1 227	240	38
7629	Electrical and electronic repair shops, n.e.c. -----	30	23 570	7 411	1 726	354
763	Watch, clock, and jewelry repair -----	4	540	150	37	11
764	Reupholstery and furniture repair -----	14	1 874	649	125	53
769	Miscellaneous repair and related services -----	107	66 134	20 892	5 137	875
7692	Welding repair -----	6	1 653	319	73	19
7694	Armature rewinding shops -----	9	25 574	8 570	2 085	330
7699	Repair shops and related services, n.e.c. -----	92	38 907	12 003	2 979	526
78, 79, 84	Amusement and recreation services, including motion pictures and museums -----	174	140 326	34 191	7 968	3 608
781, 2	Motion picture production, distribution, and services -----	15	15 777	2 731	730	88
783	Motion picture theaters -----	13	13 068	1 638	376	247
7832	Motion picture theaters, except drive-in -----	10	12 232	1 464	331	173
7833	Drive-in motion picture theaters -----	3	836	174	45	74
784	Video tape rental -----	20	6 285	924	236	122
792	Theatrical producers (except motion picture), bands, orchestras, and entertainers -----	10	2 328	725	147	175
7922	Theatrical producers (except motion picture) and miscellaneous theatrical services -----	4	635	316	86	145
7929	Bands, orchestras, actors, and other entertainers and entertainment groups -----	6	1 693	409	61	30
793	Bowling centers -----	8	4 502	1 303	320	160

Table 5. Summary Statistics for Firms Subject to Federal Income Tax for Places With 350 Establishments or More: 1992 — Con.

[Includes only establishments with payroll. For meaning of abbreviations and symbols, see introductory text. For explanation of terms and comparability of 1987 and 1992 censuses, see appendix A. For information on geographic areas followed by ▲, see appendix F]

SIC code	Geographic area and kind of business or operation	Establishments (number)	Receipts (\$1,000)	Annual payroll (\$1,000)	First-quarter payroll (\$1,000)	Paid employees for pay period including March 12 (number)
	OKLAHOMA CITY ▲—Con.					
78, 79, 84	Amusement and recreation services, including motion pictures and museums—Con.					
79 ex. 792, 3, 84	Commercial sports and other amusement and recreation services, including museums	108	98 366	26 870	6 159	2 816
794	Commercial sports	14	(D)	(D)	(D)	GG
7941	Professional sports clubs, managers, promoters	7	(D)	(D)	(D)	BB
7948	Racing, including track operation	7	(D)	(D)	(D)	GG
79 ex. 792, 3, 4, 84	Other amusement and recreation services, including museums	94	(D)	(D)	(D)	GG
791	Dance studios, schools, and halls	12	1 420	390	105	75
7991	Physical fitness facilities	22	9 852	3 620	825	493
7992	Public golf courses	3	(D)	(D)	(D)	BB
7993	Coin-operated amusement devices	11	(D)	(D)	(D)	CC
7996	Amusement parks	2	(D)	(D)	(D)	CC
7997	Membership sports and recreation clubs	11	12 125	3 908	912	346
7999, 84	Amusement and recreation services, including museums, n.e.c.	33	(D)	(D)	(D)	EE
7999 pt.	Concession operators of amusement devices and rides	1	(D)	(D)	(D)	AA
7999 pt., 84	Carnivals, circuses, and fairs	32	(D)	(D)	(D)	EE
	Other recreation and amusements, including museums					
80	Health services	1 162	882 859	386 326	81 995	11 574
801	Offices and clinics of doctors of medicine	572	439 554	230 431	46 365	3 910
8011 pt.	Offices of doctors of medicine	564	420 336	220 198	43 981	3 584
8011 pt.	General medical clinics	8	19 218	10 233	2 384	326
802	Offices and clinics of dentists	248	69 412	24 704	5 568	1 119
803	Offices and clinics of doctors of osteopathy	48	25 053	11 444	2 208	301
804	Offices and clinics of other health practitioners	159	41 931	13 792	2 744	639
8041	Offices and clinics of chiropractors	40	8 939	3 289	530	150
8042	Offices and clinics of optometrists	40	9 479	2 211	495	137
8043	Offices and clinics of podiatrists	16	6 946	2 386	456	91
8049	Offices and clinics of health practitioners, n.e.c.	63	16 567	5 906	1 263	261
805	Nursing and personal care facilities	33	42 691	19 661	4 850	2 160
8051	Skilled nursing care facilities	11	20 660	9 494	2 248	1 048
8052	Intermediate care facilities	17	(D)	(D)	(D)	GG
8059	Nursing and personal care facilities, n.e.c.	5	(D)	(D)	(D)	BB
806	Hospitals	4	(D)	(D)	(D)	GG
8062	General medical and surgical hospitals	1	(D)	(D)	(D)	GG
8063, 9	Specialty hospitals	3	(D)	(D)	(D)	EE
807, 8, 9	Other health services	98	(D)	(D)	(D)	GG
807	Medical and dental laboratories	44	49 512	18 778	4 376	638
8071	Medical laboratories	27	46 021	17 403	4 039	561
8072	Dental laboratories	17	3 491	1 375	337	77
808	Home health care services	20	39 738	13 779	2 835	660
809	Miscellaneous health and allied services, n.e.c.	34	(D)	(D)	(D)	CC
8092	Kidney dialysis centers	2	(D)	(D)	(D)	AA
8093	Specialty outpatient facilities, n.e.c.	22	(D)	(D)	(D)	CC
8099	Health and allied services, n.e.c.	10	(D)	(D)	(D)	BB
81	Legal services	654	382 244	179 346	36 761	3 959
823, 4, 9	Selected educational services	30	10 653	4 081	1 006	292
823	Libraries	—	—	—	—	—
824	Vocational schools	8	4 495	2 064	539	148
829	Schools and educational services, n.e.c.	22	6 158	2 017	467	144
83	Social services	129	26 098	11 046	2 613	1 467
835	Child day care services	91	18 579	8 228	1 941	1 118
832, 3, 6, 9	Other social services	38	7 519	2 818	672	349
87 ex. 8733	Engineering, accounting, research, management, and related services (except noncommercial research organizations)	654	364 800	154 852	34 103	5 685
871	Engineering, architectural, and surveying services	189	165 754	74 628	16 133	2 294
8711	Engineering services	135	120 454	56 740	12 577	1 782
8712	Architectural services	44	38 447	14 694	2 932	376
8713	Surveying services	10	6 853	3 194	624	136
872	Accounting, auditing, and bookkeeping services	263	96 475	41 515	9 577	1 754
873 ex. 8733	Research, development, and testing services (except noncommercial research organizations)	28	13 413	5 092	1 241	319
8731	Commercial physical and biological research	3	(D)	(D)	(D)	AA
8732	Commercial economic, sociological, and educational research	10	(D)	(D)	(D)	CC
8734	Testing laboratories	15	8 118	3 017	707	160
874	Management and public relations services	174	89 158	33 617	7 152	1 318
8741	Management services	65	48 954	18 003	3 647	717
8742	Management consulting services	67	25 368	7 831	1 630	270
8743	Public relations services	11	(D)	(D)	(D)	BB
8744	Facilities support management services	6	(D)	(D)	(D)	CC
8748	Business consulting services, n.e.c.	25	4 265	1 509	361	78
89	Services, n.e.c.	41	7 673	2 978	584	161

Table 5. Summary Statistics for Firms Subject to Federal Income Tax for Places With 350 Establishments or More: 1992 — Con.

[Includes only establishments with payroll. For meaning of abbreviations and symbols, see introductory text. For explanation of terms and comparability of 1987 and 1992 censuses, see appendix A. For information on geographic areas followed by ▲, see appendix F]

SIC code	Geographic area and kind of business or operation	Establishments (number)	Receipts (\$1,000)	Annual payroll (\$1,000)	First-quarter payroll (\$1,000)	Paid employees for pay period including March 12 (number)
	TULSA ▲					
	Total	4 382	2 749 400	1 111 682	246 724	48 180
70 ex. 704	Hotels, rooming houses, camps, and other lodging places (except membership lodging)	58	(D)	(D)	(D)	GG
7011	Hotels and motels	55	82 330	25 511	5 834	2 167
7011 pt.	Hotels	16	59 339	19 964	4 569	1 554
7011 pt.	Hotels, 25 guestrooms or more	16	59 339	19 964	4 569	1 554
7011 pt.	Hotels, less than 25 guestrooms	—	—	—	—	—
7011 pt.	Motels, motor hotels, and tourist courts	39	22 991	5 547	1 265	613
7011 pt.	Motels, tourist courts	31	(D)	(D)	(D)	EE
7011 pt.	Motor hotels	8	(D)	(D)	(D)	CC
702, 3	Other lodging places	3	(D)	(D)	(D)	CC
702	Rooming and boarding houses	2	(D)	(D)	(D)	CC
703	Camps and recreational vehicle parks	1	(D)	(D)	(D)	AA
72	Personal services	367	104 947	38 088	8 904	3 080
721	Laundry, cleaning, and garment services	130	49 824	17 413	4 147	1 311
7211	Power laundries, family and commercial*	6	815	287	81	32
7213	Linen supply*	2	(D)	(D)	(D)	CC
7215	Coin-operated laundries and drycleaning	21	5 617	1 170	289	87
7216	Drycleaning plants, except rug cleaning*	47	17 880	7 046	1 652	605
7217	Carpet and upholstery cleaning	25	4 193	1 615	354	153
7218	Industrial laundrers*	4	(D)	(D)	(D)	EE
7212, 9	Other laundry, cleaning, and garment services*	25	(D)	(D)	(D)	BB
7212	Garment pressing, and agents for laundries and drycleaners	8	945	182	44	25
7219	Laundry and garment services, n.e.c.*	17	(D)	(D)	(D)	BB
722	Photographic studios, portrait	28	13 751	3 936	859	374
723, 4	Beauty and barber shops	113	13 668	5 887	1 471	569
723	Beauty shops	99	12 850	5 537	1 387	540
724	Barber shops	14	818	350	84	29
725	Shoe repair shops and shoeshine parlors	7	403	123	32	16
726	Funeral service and crematories	11	9 806	3 188	815	113
729	Miscellaneous personal services	78	17 495	7 541	1 580	697
7291	Tax return preparation services	26	7 832	4 006	782	302
7299	Miscellaneous personal services, n.e.c.	52	9 663	3 535	798	395
73	Business services	873	597 584	238 037	54 506	15 108
731	Advertising	69	29 893	11 283	2 781	399
7311	Advertising agencies	53	22 267	9 363	2 329	276
7312	Outdoor advertising services	4	4 861	1 143	265	48
7313	Radio, television, publishers' advertising representatives	4	(D)	(D)	(D)	AA
7319	Advertising, n.e.c.	8	(D)	(D)	(D)	BB
732	Consumer credit reporting agencies, mercantile reporting agencies, and adjustment and collection agencies	26	18 150	5 861	1 238	230
7322	Adjustment and collection services	18	10 277	4 852	1 008	184
7323	Credit reporting services	8	7 873	1 009	230	46
733	Mailing, reproduction, commercial art and photography, and stenographic services	97	(D)	(D)	(D)	GG
7331	Direct mail advertising services	12	(D)	(D)	(D)	FF
7334	Photocopying and duplicating services	14	(D)	(D)	(D)	CC
7335, 6	Commercial photography, art, and graphics	46	10 193	3 868	824	170
7335	Commercial photography	11	1 787	623	156	37
7336	Commercial art and graphic design	35	8 406	3 245	668	133
7338	Secretarial and court reporting services	25	(D)	(D)	(D)	BB
734	Services to dwellings and other buildings	142	37 318	18 039	4 201	2 000
7342	Disinfecting and pest control services	26	9 052	3 359	681	214
7349	Building cleaning and maintenance services, n.e.c.	116	28 266	14 680	3 520	1 786
735	Miscellaneous equipment rental and leasing	64	45 277	8 651	2 128	421
7352	Medical equipment rental and leasing	10	(D)	(D)	(D)	BB
7353	Heavy construction equipment rental and leasing	5	(D)	(D)	(D)	AA
7359	Equipment rental and leasing, n.e.c.	49	31 668	6 092	1 532	305
736	Personnel supply services	86	109 709	76 527	15 903	6 311
7361	Employment agencies	24	(D)	(D)	(D)	CC
7363	Help supply services	62	(D)	(D)	(D)	II
7363 pt.	Temporary help supply	52	(D)	(D)	(D)	II
7363 pt.	Help supply, except temporary	10	(D)	(D)	(D)	EE
737	Computer programming, data processing, and other computer related services	170	187 597	60 569	14 673	1 856
7371, 2, 3	Computer programming, prepackaged software, and integrated systems	88	83 410	32 111	7 945	908
7371	Computer programming services	64	52 719	21 615	5 379	607
7372	Prepackaged software	14	(D)	(D)	(D)	CC
7373	Computer integrated systems	10	(D)	(D)	(D)	CC
7374, 5, 6	Data processing services	36	85 675	23 259	5 512	763
7374, 5	Computer processing, information retrieval	34	(D)	(D)	(D)	FF
7376	Computer facilities management services	2	(D)	(D)	(D)	AA
7377, 8, 9	Computer rental and leasing, maintenance, and related services, n.e.c.	46	18 512	5 199	1 216	185
7377	Computer rental and leasing	3	(D)	(D)	(D)	BB
7378	Computer maintenance and repair	31	12 151	3 736	850	130
7379	Computer related services, n.e.c.	12	(D)	(D)	(D)	BB

Table 5. Summary Statistics for Firms Subject to Federal Income Tax for Places With 350 Establishments or More: 1992 — Con.

[Includes only establishments with payroll. For meaning of abbreviations and symbols, see introductory text. For explanation of terms and comparability of 1987 and 1992 censuses, see appendix A. For information on geographic areas followed by ▲, see appendix F]

SIC code	Geographic area and kind of business or operation	Establishments (number)	Receipts (\$1,000)	Annual payroll (\$1,000)	First-quarter payroll (\$1,000)	Paid employees for pay period including March 12 (number)
TULSA ▲—Con.						
73	Business services—Con.					
738	Miscellaneous business services	219	(D)	(D)	(D)	HH
7381, 2	Detective agencies and protective services	48	27 109	14 589	3 600	1 499
7381	Detective, guard, and armored car services	38	(D)	(D)	(D)	GG
7382	Security systems services	10	(D)	(D)	(D)	CC
7383	News syndicates	2	(D)	(D)	(D)	AA
7384	Photofinishing laboratories*	27	6 109	1 592	409	118
7389	Business services, n.e.c.	142	(D)	(D)	(D)	GG
7389 pt.	Sign painting shops	6	(D)	(D)	(D)	AA
7389 pt.	Interior designing	19	(D)	(D)	(D)	BB
7389 pt.	Telephone answering services	5	1 908	926	224	72
7389 pt.	Other business services	112	76 601	20 793	4 969	1 113
75	Automotive repair, services, and parking	371	140 254	30 822	7 215	1 916
751	Automotive rental and leasing, without drivers	32	41 828	5 474	1 315	329
7513	Truck rental and leasing, without drivers	11	(D)	(D)	(D)	BB
7514, 5	Passenger car rental and leasing	20	(D)	(D)	(D)	EE
7514	Passenger car rental	19	(D)	(D)	(D)	EE
7515	Passenger car leasing	1	(D)	(D)	(D)	AA
7519	Utility trailer and recreational vehicle rental	1	(D)	(D)	(D)	AA
752	Automobile parking	35	(D)	(D)	(D)	CC
753	Automotive repair shops	248	72 922	19 319	4 430	991
7532	Top, body, and upholstery repair shops and paint shops	73	22 632	6 728	1 540	355
7532 pt.	Top and body repair shops	61	20 027	5 863	1 347	306
7532 pt.	Paint shops	12	2 605	865	193	49
7538	General automotive repair shops	103	21 015	5 800	1 304	305
7538 pt.	General automotive repair shops, except diesel	93	19 353	5 221	1 180	278
7538 pt.	Diesel repair shops	10	1 662	579	124	27
7533, 4, 6, 7, 9	Other automotive repair shops	72	29 275	6 791	1 586	331
7533	Automotive exhaust system repair shops	13	(D)	(D)	(D)	BB
7534	Tire retreading and repair shops	6	(D)	(D)	(D)	BB
7536	Automotive glass replacement shops	9	3 909	923	194	42
7537	Automotive transmission repair shops	15	3 529	890	221	57
7539	Automotive repair shops, n.e.c.	29	(D)	(D)	(D)	CC
7539 pt.	Radiator repair	5	1 520	452	109	19
7539 pt.	Brake, front end, and wheel alignment	10	5 025	1 833	431	90
7539 pt.	Automotive electrical and fuel system services	10	2 248	408	78	18
7539 pt.	Other automotive repair shops, n.e.c.	4	(D)	(D)	(D)	AA
754	Automotive services, except repair	56	(D)	(D)	(D)	EE
7542	Carwashes	22	(D)	(D)	(D)	CC
7549	Automotive services, except repair and carwashes	34	9 510	3 244	755	211
76	Miscellaneous repair services	165	103 281	31 335	7 788	1 357
762	Electrical repair shops	55	37 902	12 420	2 917	560
7622	Radio and television repair shops	14	4 831	1 637	415	90
7623, 9	Other electrical and electronic repair shops	41	33 071	10 783	2 502	470
7623	Refrigeration and air-conditioning service and repair shops	7	3 869	961	226	31
7629	Electrical and electronic repair shops, n.e.c.	34	29 202	9 822	2 276	439
763	Watch, clock, and jewelry repair	3	383	114	23	8
764	Reupholstery and furniture repair	13	2 345	900	244	63
769	Miscellaneous repair and related services	94	62 651	17 901	4 604	726
7692	Welding repair	14	9 883	3 444	1 159	121
7694	Armature rewinding shops	6	8 428	2 162	529	82
7699	Repair shops and related services, n.e.c.	74	44 340	12 295	2 916	523
78, 79, 84	Amusement and recreation services, including motion pictures and museums	161	82 226	20 305	4 437	1 676
781, 2	Motion picture production, distribution, and services	18	6 088	1 914	420	71
783	Motion picture theaters	16	(D)	(D)	(D)	EE
7832	Motion picture theaters, except drive-in	15	(D)	(D)	(D)	EE
7833	Drive-in motion picture theaters	1	(D)	(D)	(D)	AA
784	Video tape rental	23	7 245	1 148	271	131
792	Theatrical producers (except motion picture), bands, orchestras, and entertainers	14	8 158	3 071	439	62
7922	Theatrical producers (except motion picture) and miscellaneous theatrical services	7	1 773	695	87	32
7929	Bands, orchestras, actors, and other entertainers and entertainment groups	7	6 385	2 376	352	30
793	Bowling centers	3	(D)	(D)	(D)	CC
79 ex. 792, 3, 84	Commercial sports and other amusement and recreation services, including museums	87	37 928	10 100	2 365	933
794	Commercial sports	10	3 473	1 050	308	72
7941	Professional sports clubs, managers, promoters	3	(D)	(D)	(D)	BB
7948	Racing, including track operation	7	(D)	(D)	(D)	BB
79 ex. 792, 3, 4, 84	Other amusement and recreation services, including museums	77	34 455	9 050	2 057	861
791	Dance studios, schools, and halls	8	716	164	37	37
7991	Physical fitness facilities	15	7 519	1 855	488	214
7992	Public golf courses	2	(D)	(D)	(D)	BB
7993	Coin-operated amusement devices	13	5 823	1 086	261	68
7996	Amusement parks	2	(D)	(D)	(D)	BB
7997	Membership sports and recreation clubs	9	4 479	1 055	241	90
7999, 84	Amusement and recreation services, including museums, n.e.c.	28	11 359	3 547	857	387
7999 pt.	Concession operators of amusement devices and rides	1	(D)	(D)	(D)	AA
7999 pt.	Carnivals, circuses, and fairs	1	(D)	(D)	(D)	BB
7999 pt., 84	Other recreation and amusements, including museums	26	(D)	(D)	(D)	EE

Table 5. Summary Statistics for Firms Subject to Federal Income Tax for Places With 350 Establishments or More: 1992 — Con.

[Includes only establishments with payroll. For meaning of abbreviations and symbols, see introductory text. For explanation of terms and comparability of 1987 and 1992 censuses, see appendix A. For information on geographic areas followed by ▲, see appendix F]

SIC code	Geographic area and kind of business or operation	Establishments (number)	Receipts (\$1,000)	Annual payroll (\$1,000)	First-quarter payroll (\$1,000)	Paid employees for pay period including March 12 (number)
	TULSA ▲—Con.					
80	Health services	1 010	751 404	352 961	73 065	9 943
801	Offices and clinics of doctors of medicine	408	397 417	216 179	42 928	3 636
8011 pt.	Offices of doctors of medicine	395	374 122	202 552	39 743	3 279
8011 pt.	General medical clinics	13	23 295	13 627	3 185	357
802	Offices and clinics of dentists	220	70 754	25 054	5 290	1 017
803	Offices and clinics of doctors of osteopathy	90	45 795	18 051	3 299	402
804	Offices and clinics of other health practitioners	182	(D)	(D)	(D)	FF
8041	Offices and clinics of chiropractors	66	17 505	4 048	948	169
8042	Offices and clinics of optometrists	45	9 650	1 915	432	129
8043	Offices and clinics of podiatrists	13	(D)	(D)	(D)	BB
8049	Offices and clinics of health practitioners, n.e.c.	58	(D)	(D)	(D)	CC
805	Nursing and personal care facilities	26	47 386	21 850	5 105	1 914
8051	Skilled nursing care facilities	10	26 658	12 007	2 760	1 068
8052	Intermediate care facilities	12	(D)	(D)	(D)	FF
8059	Nursing and personal care facilities, n.e.c.	4	(D)	(D)	(D)	BB
806	Hospitals	4	43 288	18 403	4 209	810
8062	General medical and surgical hospitals	1	(D)	(D)	(D)	EE
8063, 9	Specialty hospitals	3	(D)	(D)	(D)	EE
807, 8, 9	Other health services	80	(D)	(D)	(D)	GG
807	Medical and dental laboratories	42	48 315	20 540	5 037	598
8071	Medical laboratories	22	41 599	17 487	4 379	465
8072	Dental laboratories	20	6 716	3 053	658	133
808	Home health care services	16	31 902	11 704	2 598	607
809	Miscellaneous health and allied services, n.e.c.	22	(D)	(D)	(D)	EE
8092	Kidney dialysis centers	1	(D)	(D)	(D)	BB
8093	Specialty outpatient facilities, n.e.c.	10	11 521	4 363	1 156	229
8099	Health and allied services, n.e.c.	11	(D)	(D)	(D)	CC
81	Legal services	477	266 721	118 336	23 338	2 826
823, 4, 9	Selected educational services	48	43 756	17 093	4 184	626
823	Libraries	—	—	—	—	—
824	Vocational schools	19	(D)	(D)	(D)	EE
829	Schools and educational services, n.e.c.	29	(D)	(D)	(D)	CC
83	Social services	132	39 443	17 593	4 479	2 488
835	Child day care services	96	16 929	7 607	1 819	988
832, 3, 6, 9	Other social services	36	22 514	9 986	2 660	1 500
87 ex. 8733	Engineering, accounting, research, management, and related services (except noncommercial research organizations)	681	515 077	213 800	51 101	6 569
871	Engineering, architectural, and surveying services	222	279 723	120 176	30 005	2 979
8711	Engineering services	162	241 888	104 710	26 250	2 522
8712	Architectural services	53	34 783	13 832	3 306	387
8713	Surveying services	7	3 052	1 634	449	70
872	Accounting, auditing, and bookkeeping services	242	111 612	38 979	9 551	1 698
873 ex. 8733	Research, development, and testing services (except noncommercial research organizations)	36	28 953	11 870	2 041	500
8731	Commercial physical and biological research	2	(D)	(D)	(D)	AA
8732	Commercial economic, sociological, and educational research	17	(D)	(D)	(D)	EE
8734	Testing laboratories	17	(D)	(D)	(D)	CC
874	Management and public relations services	181	94 789	42 775	9 504	1 392
8741	Management services	57	38 521	18 545	4 266	666
8742	Management consulting services	84	41 927	19 830	4 228	505
8743	Public relations services	19	(D)	(D)	(D)	BB
8744	Facilities support management services	4	(D)	(D)	(D)	CC
8748	Business consulting services, n.e.c.	17	6 681	1 418	286	49
89	Services, n.e.c.	39	(D)	(D)	(D)	EE

Table 6. Summary Statistics for Firms Subject to Federal Income Tax for Counties With 350 Establishments or More: 1992

[Includes only establishments with payroll. For meaning of abbreviations and symbols, see introductory text. For explanation of terms and comparability of 1987 and 1992 censuses, see appendix A. For information on geographic areas followed by ▲, see appendix F]

SIC code	Geographic area and kind of business or operation	Establishments (number)	Receipts (\$1,000)	Annual payroll (\$1,000)	First-quarter payroll (\$1,000)	Paid employees for pay period including March 12 (number)
CLEVELAND COUNTY						
	Total	984	305 543	112 107	24 830	6 491
70 ex. 704	Hotels, rooming houses, camps, and other lodging places (except membership lodging)	16	11 981	3 229	839	409
7011	Hotels and motels	14	(D)	(D)	(D)	EE
7011 pt.	Hotels	6	(D)	(D)	(D)	EE
7011 pt.	Motels, motor hotels, and tourist courts	8	(D)	(D)	(D)	CC
702, 3	Other lodging places	2	(D)	(D)	(D)	AA
72	Personal services	86	17 022	4 282	1 003	517
721	Laundry, cleaning, and garment services	29	5 620	1 790	398	231
7211	Power laundries, family and commercial*	2	(D)	(D)	(D)	BB
7213	Linen supply*	—	—	—	—	—
7215	Coin-operated laundries and drycleaning	4	(D)	(D)	(D)	BB
7216	Drycleaning plants, except rug cleaning*	11	2 870	985	224	104
7217	Carpet and upholstery cleaning	7	(D)	(D)	(D)	BB
7218	Industrial laundriers*	—	—	—	—	—
7212, 9	Other laundry, cleaning, and garment services*	5	(D)	(D)	(D)	BB
722	Photographic studios, portrait	8	2 249	502	122	51
723, 4	Beauty and barber shops	21	2 151	737	172	83
723	Beauty shops	18	(D)	(D)	(D)	BB
724	Barber shops	3	(D)	(D)	(D)	AA
725	Shoe repair shops and shoeshine parlors	1	(D)	(D)	(D)	AA
726	Funeral service and crematories	3	(D)	(D)	(D)	BB
729	Miscellaneous personal services	24	(D)	(D)	(D)	CC
73	Business services	147	35 553	12 486	2 713	1 029
731	Advertising	5	(D)	(D)	(D)	AA
732	Consumer credit reporting agencies, mercantile reporting agencies, and adjustment and collection agencies	4	(D)	(D)	(D)	BB
733	Mailing, reproduction, commercial art and photography, and stenographic services	16	3 252	762	167	76
734	Services to dwellings and other buildings	40	5 876	2 352	539	315
735	Miscellaneous equipment rental and leasing	13	2 591	774	157	42
736	Personnel supply services	6	3 412	2 811	640	259
737	Computer programming, data processing, and other computer related services	27	10 817	2 999	612	87
7371, 2, 3	Computer programming, prepackaged software, and integrated systems	16	8 780	2 586	551	70
7374, 5, 6	Data processing services	4	(D)	(D)	(D)	AA
7377, 8, 9	Computer rental and leasing, maintenance, and related services, n.e.c.	7	(D)	(D)	(D)	AA
738	Miscellaneous business services	36	(D)	(D)	(D)	CC
75	Automotive repair, services, and parking	81	20 899	4 781	1 074	392
751	Automotive rental and leasing, without drivers	3	(D)	(D)	(D)	BB
752	Automobile parking	—	—	—	—	—
753	Automotive repair shops	60	11 853	3 021	710	193
7532	Top, body, and upholstery repair shops and paint shops	20	5 520	1 532	371	96
7538	General automotive repair shops	26	4 490	1 025	227	66
7533, 4, 6, 7, 9	Other automotive repair shops	14	1 843	464	112	31
754	Automotive services, except repair	18	(D)	(D)	(D)	CC
76	Miscellaneous repair services	32	7 672	2 132	591	149
762	Electrical repair shops	20	3 823	973	286	71
7622	Radio and television repair shops	7	(D)	(D)	(D)	BB
7623, 9	Other electrical and electronic repair shops	13	(D)	(D)	(D)	BB
763	Watch, clock, and jewelry repair	—	—	—	—	—
764	Reupholstery and furniture repair	1	(D)	(D)	(D)	AA
769	Miscellaneous repair and related services	11	(D)	(D)	(D)	BB
78, 79, 84	Amusement and recreation services, including motion pictures and museums	72	20 974	4 805	1 088	565
781, 2	Motion picture production, distribution, and services	4	(D)	(D)	(D)	BB
783	Motion picture theaters	3	(D)	(D)	(D)	BB
784	Video tape rental	15	4 602	1 249	317	127
792	Theatrical producers (except motion picture), bands, orchestras, and entertainers	3	(D)	(D)	(D)	AA
793	Bowling centers	4	2 049	624	158	90
79 ex. 792, 3, 84	Commercial sports and other amusement and recreation services, including museums	43	8 651	2 274	463	281
80	Health services	243	111 395	49 603	10 473	1 919
801	Offices and clinics of doctors of medicine	93	49 020	23 703	4 819	533
802	Offices and clinics of dentists	66	20 026	7 583	1 654	334
803	Offices and clinics of doctors of osteopathy	11	4 429	1 666	301	38
804	Offices and clinics of other health practitioners	46	12 699	5 456	1 201	174
805	Nursing and personal care facilities	7	11 556	5 328	1 235	567
806	Hospitals	1	(D)	(D)	(D)	CC
807, 8, 9	Other health services	19	(D)	(D)	(D)	CC
81	Legal services	90	24 589	7 753	1 608	230
823, 4, 9	Selected educational services	14	(D)	(D)	(D)	CC

Table 6. Summary Statistics for Firms Subject to Federal Income Tax for Counties With 350 Establishments or More: 1992 — Con.

[Includes only establishments with payroll. For meaning of abbreviations and symbols, see introductory text. For explanation of terms and comparability of 1987 and 1992 censuses, see appendix A. For information on geographic areas followed by ▲, see appendix F]

SIC code	Geographic area and kind of business or operation	Establishments (number)	Receipts (\$1,000)	Annual payroll (\$1,000)	First-quarter payroll (\$1,000)	Paid employees for pay period including March 12 (number)
CLEVELAND COUNTY—Con.						
83	Social services	55	8 330	3 384	749	482
835	Child day care services	41	(D)	(D)	(D)	EE
832, 3, 6, 9	Other social services	14	(D)	(D)	(D)	BB
87 ex. 8733	Engineering, accounting, research, management, and related services (except noncommercial research organizations)	138	39 553	16 855	4 013	634
871	Engineering, architectural, and surveying services	50	26 934	11 642	2 788	348
872	Accounting, auditing, and bookkeeping services	45	6 338	3 294	758	160
873 ex. 8733	Research, development, and testing services (except noncommercial research organizations)	5	628	250	91	34
874	Management and public relations services	38	5 653	1 669	376	92
89	Services, n.e.c.	10	(D)	(D)	(D)	BB
COMANCHE COUNTY (Coextensive with Lawton, OK MSA; see table 7a.)						
GARFIELD COUNTY (Coextensive with Enid, OK MSA; see table 7a.)						
MUSKOGEE COUNTY						
	Total	366	126 374	43 320	9 328	2 856
70 ex. 704	Hotels, rooming houses, camps, and other lodging places (except membership lodging)	10	4 983	1 093	250	205
7011	Hotels and motels	9	(D)	(D)	(D)	CC
7011 pt.	Hotels	1	(D)	(D)	(D)	AA
7011 pt.	Motels, motor hotels, and tourist courts	8	(D)	(D)	(D)	CC
702, 3	Other lodging places	1	(D)	(D)	(D)	AA
72	Personal services	38	10 302	3 449	783	281
721	Laundry, cleaning, and garment services	11	3 978	1 804	440	147
7211	Power laundries, family and commercial*	—	—	—	—	—
7213	Linen supply*	2	(D)	(D)	(D)	BB
7215	Coin-operated laundries and drycleaning	2	(D)	(D)	(D)	AA
7216	Drycleaning plants, except rug cleaning*	5	1 371	590	140	45
7217	Carpet and upholstery cleaning	1	(D)	(D)	(D)	AA
7218	Industrial launderers*	1	(D)	(D)	(D)	AA
7212, 9	Other laundry, cleaning, and garment services*	—	—	—	—	—
722	Photographic studios, portrait	4	1 516	486	71	38
723, 4	Beauty and barber shops	8	637	262	64	23
723	Beauty shops	7	(D)	(D)	(D)	BB
724	Barber shops	1	(D)	(D)	(D)	AA
725	Shoe repair shops and shoeshine parlors	1	(D)	(D)	(D)	AA
726	Funeral service and crematories	7	3 149	697	144	35
729	Miscellaneous personal services	7	(D)	(D)	(D)	BB
73	Business services	50	21 116	5 887	1 210	514
731	Advertising	1	(D)	(D)	(D)	AA
732	Consumer credit reporting agencies, mercantile reporting agencies, and adjustment and collection agencies	2	(D)	(D)	(D)	AA
733	Mailing, reproduction, commercial art and photography, and stenographic services	3	469	66	15	7
734	Services to dwellings and other buildings	10	1 283	460	112	70
735	Miscellaneous equipment rental and leasing	10	2 154	485	137	42
736	Personnel supply services	4	4 473	3 122	523	289
737	Computer programming, data processing, and other computer related services	3	(D)	(D)	(D)	AA
7371, 2, 3	Computer programming, prepackaged software, and integrated systems	1	(D)	(D)	(D)	AA
7374, 5, 6	Data processing services	1	(D)	(D)	(D)	AA
7377, 8, 9	Computer rental and leasing, maintenance, and related services, n.e.c.	1	(D)	(D)	(D)	AA
738	Miscellaneous business services	17	11 152	1 333	331	89
75	Automotive repair, services, and parking	28	5 607	1 255	315	84
751	Automotive rental and leasing, without drivers	1	(D)	(D)	(D)	AA
752	Automobile parking	—	—	—	—	—
753	Automotive repair shops	21	3 812	1 033	256	65
7532	Top, body, and upholstery repair shops and paint shops	3	985	352	80	14
7538	General automotive repair shops	12	2 038	529	149	39
7533, 4, 6, 7, 9	Other automotive repair shops	6	789	152	27	12
754	Automotive services, except repair	6	(D)	(D)	(D)	AA

Table 6. Summary Statistics for Firms Subject to Federal Income Tax for Counties With 350 Establishments or More: 1992 — Con.

[Includes only establishments with payroll. For meaning of abbreviations and symbols, see introductory text. For explanation of terms and comparability of 1987 and 1992 censuses, see appendix A. For information on geographic areas followed by ▲, see appendix F]

SIC code	Geographic area and kind of business or operation	Establishments (number)	Receipts (\$1,000)	Annual payroll (\$1,000)	First-quarter payroll (\$1,000)	Paid employees for pay period including March 12 (number)
MUSKOGEE COUNTY—Con.						
76	Miscellaneous repair services	17	(D)	(D)	(D)	BB
762	Electrical repair shops	5	1 409	459	88	24
7622	Radio and television repair shops	2	(D)	(D)	(D)	AA
7623, 9	Other electrical and electronic repair shops	3	(D)	(D)	(D)	AA
763	Watch, clock, and jewelry repair	—	—	—	—	—
764	Reupholstery and furniture repair	1	(D)	(D)	(D)	AA
769	Miscellaneous repair and related services	11	(D)	(D)	(D)	BB
78, 79, 84	Amusement and recreation services, including motion pictures and museums	18	3 796	680	174	112
781, 2	Motion picture production, distribution, and services	—	—	—	—	—
783	Motion picture theaters	2	(D)	(D)	(D)	BB
784	Video tape rental	7	602	90	25	19
792	Theatrical producers (except motion picture), bands, orchestras, and entertainers	—	—	—	—	—
793	Bowling centers	1	(D)	(D)	(D)	BB
79 ex. 792, 3, 84	Commercial sports and other amusement and recreation services, including museums	8	1 192	276	62	47
80	Health services	123	56 564	23 502	4 897	1 122
801	Offices and clinics of doctors of medicine	55	26 339	11 930	2 297	330
802	Offices and clinics of dentists	26	7 732	2 104	504	118
803	Offices and clinics of doctors of osteopathy	4	727	118	15	7
804	Offices and clinics of other health practitioners	16	3 408	728	162	46
805	Nursing and personal care facilities	13	12 639	5 588	1 371	543
806	Hospitals	—	—	—	—	—
807, 8, 9	Other health services	9	5 719	3 034	548	78
81	Legal services	28	8 302	1 668	394	94
823, 4, 9	Selected educational services	—	—	—	—	—
83	Social services	19	3 575	1 527	405	213
835	Child day care services	14	1 156	577	144	116
832, 3, 6, 9	Other social services	5	2 419	950	261	97
87 ex. 8733	Engineering, accounting, research, management, and related services (except noncommercial research organizations)	34	8 385	3 355	701	171
871	Engineering, architectural, and surveying services	8	3 383	1 654	296	70
872	Accounting, auditing, and bookkeeping services	18	2 435	1 063	281	73
873 ex. 8733	Research, development, and testing services (except noncommercial research organizations)	—	—	—	—	—
874	Management and public relations services	8	2 567	638	124	28
89	Services, n.e.c.	1	(D)	(D)	(D)	AA
OKLAHOMA COUNTY						
Total		6 144	3 502 004	1 342 528	301 706	66 737
70 ex. 704	Hotels, rooming houses, camps, and other lodging places (except membership lodging)	84	95 665	24 877	6 224	2 998
7011	Hotels and motels	77	95 075	24 780	6 200	2 982
7011 pt.	Hotels	27	58 433	15 580	4 042	1 735
7011 pt.	Hotels, 25 guestrooms or more	27	58 433	15 580	4 042	1 735
7011 pt.	Hotels, less than 25 guestrooms	—	—	—	—	—
7011 pt.	Motels, motor hotels, and tourist courts	50	36 642	9 200	2 158	1 247
7011 pt.	Motels, tourist courts	41	27 858	6 787	1 637	882
7011 pt.	Motor hotels	9	8 784	2 413	521	365
702, 3	Other lodging places	7	590	97	24	16
702	Rooming and boarding houses	3	(D)	(D)	(D)	AA
703	Camps and recreational vehicle parks	4	(D)	(D)	(D)	AA
72	Personal services	498	143 018	48 497	12 138	4 600
721	Laundry, cleaning, and garment services	181	71 725	25 623	6 650	2 193
7211	Power laundries, family and commercial*	7	(D)	(D)	(D)	EE
7213	Linen supply*	5	6 981	2 992	829	245
7215	Coin-operated laundries and drycleaning	24	5 811	1 025	272	108
7216	Drycleaning plants, except rug cleaning*	89	27 207	10 917	2 709	1 017
7217	Carpet and upholstery cleaning	24	6 132	2 151	512	182
7218	Industrial laundriers*	7	(D)	(D)	(D)	EE
7212, 9	Other laundry, cleaning, and garment services*	25	(D)	(D)	(D)	BB
7212	Garment pressing, and agents for laundries and drycleaners	10	(D)	(D)	(D)	BB
7219	Laundry and garment services, n.e.c.*	15	(D)	(D)	(D)	BB
722	Photographic studios, portrait	41	15 207	4 409	808	453
723, 4	Beauty and barber shops	135	15 811	6 580	1 507	595
723	Beauty shops	119	12 861	5 453	1 260	514
724	Barber shops	16	2 950	1 127	247	81
725	Shoe repair shops and shoeshine parlors	9	(D)	(D)	(D)	BB
726	Funeral service and crematories	29	18 636	5 038	1 194	248
729	Miscellaneous personal services	103	(D)	(D)	(D)	GG
7291	Tax return preparation services	33	3 215	1 134	481	402
7299	Miscellaneous personal services, n.e.c.	70	(D)	(D)	(D)	FF

Table 6. Summary Statistics for Firms Subject to Federal Income Tax for Counties With 350 Establishments or More: 1992 — Con.

[Includes only establishments with payroll. For meaning of abbreviations and symbols, see introductory text. For explanation of terms and comparability of 1987 and 1992 censuses, see appendix A. For information on geographic areas followed by ▲, see appendix F]

SIC code	Geographic area and kind of business or operation	Establishments (number)	Receipts (\$1,000)	Annual payroll (\$1,000)	First-quarter payroll (\$1,000)	Paid employees for pay period including March 12 (number)
OKLAHOMA COUNTY — Con.						
73	Business services	1 093	767 366	289 347	70 700	21 238
731	Advertising	78	37 079	14 385	3 555	568
7311	Advertising agencies	57	(D)	(D)	(D)	EE
7312	Outdoor advertising services	7	(D)	(D)	(D)	BB
7313	Radio, television, publishers' advertising representatives	5	(D)	(D)	(D)	AA
7319	Advertising, n.e.c.	9	(D)	(D)	(D)	CC
732	Consumer credit reporting agencies, mercantile reporting agencies, and adjustment and collection agencies	33	22 970	9 028	2 245	466
7322	Adjustment and collection services	26	(D)	(D)	(D)	EE
7323	Credit reporting services	7	(D)	(D)	(D)	BB
733	Mailing, reproduction, commercial art and photography, and stenographic services	114	42 297	10 373	2 274	768
7331	Direct mail advertising services	15	(D)	(D)	(D)	EE
7334	Photocopying and duplicating services	18	(D)	(D)	(D)	CC
7335, 6	Commercial photography, art, and graphics	37	6 259	1 994	373	105
7335	Commercial photography	12	(D)	(D)	(D)	BB
7336	Commercial art and graphic design	25	(D)	(D)	(D)	BB
7338	Secretarial and court reporting services	44	7 919	1 313	253	103
734	Services to dwellings and other buildings	183	62 450	33 908	7 215	3 312
7342	Disinfecting and pest control services	37	9 905	3 494	683	180
7349	Building cleaning and maintenance services, n.e.c.	146	52 545	30 414	6 532	3 132
735	Miscellaneous equipment rental and leasing	90	65 893	15 335	3 403	678
7352	Medical equipment rental and leasing	12	7 395	1 342	316	77
7353	Heavy construction equipment rental and leasing	10	9 386	2 258	493	75
7359	Equipment rental and leasing, n.e.c.	68	49 112	11 735	2 594	526
736	Personnel supply services	105	111 857	77 705	20 637	8 984
7361	Employment agencies	42	13 891	7 409	1 232	419
7363	Help supply services	63	97 966	70 296	19 405	8 565
7363 pt.	Temporary help supply	48	(D)	(D)	(D)	II
7363 pt.	Help supply, except temporary	15	(D)	(D)	(D)	FF
737	Computer programming, data processing, and other computer related services	183	206 385	63 022	15 861	2 164
7371, 2, 3	Computer programming, prepackaged software, and integrated systems	90	66 387	23 679	5 614	720
7371	Computer programming services	58	24 670	9 631	2 199	314
7372	Prepackaged software	18	7 615	1 965	793	53
7373	Computer integrated systems	14	34 102	12 083	2 622	353
7374, 5, 6	Data processing services	46	71 000	21 180	5 359	775
7374, 5	Computer processing, information retrieval	40	(D)	(D)	(D)	FF
7376	Computer facilities management services	6	(D)	(D)	(D)	CC
7377, 8, 9	Computer rental and leasing, maintenance, and related services, n.e.c.	47	68 998	18 163	4 888	669
7377	Computer rental and leasing	4	(D)	(D)	(D)	BB
7378	Computer maintenance and repair	26	46 852	13 311	3 515	545
7379	Computer related services, n.e.c.	17	(D)	(D)	(D)	BB
738	Miscellaneous business services	307	218 435	65 591	15 510	4 298
7381, 2	Detective agencies and protective services	64	36 163	17 280	4 221	1 499
7381	Detective, guard, and armored car services	51	(D)	(D)	(D)	GG
7382	Security systems services	13	(D)	(D)	(D)	EE
7383	News syndicates	4	(D)	(D)	(D)	BB
7384	Photofinishing laboratories*	32	47 664	12 346	2 435	763
7389	Business services, n.e.c.	207	(D)	(D)	(D)	GG
7389 pt.	Sign painting shops	6	(D)	(D)	(D)	AA
7389 pt.	Interior designing	16	(D)	(D)	(D)	BB
7389 pt.	Telephone answering services	18	(D)	(D)	(D)	CC
7389 pt.	Other business services	167	118 648	31 647	7 800	1 783
75	Automotive repair, services, and parking	534	250 183	54 881	12 612	3 257
751	Automotive rental and leasing, without drivers	38	97 582	14 665	3 155	647
7513	Truck rental and leasing, without drivers	20	(D)	(D)	(D)	EE
7514, 5	Passenger car rental and leasing	18	(D)	(D)	(D)	EE
7514	Passenger car rental	18	(D)	(D)	(D)	EE
7515	Passenger car leasing	—	—	—	—	—
7519	Utility trailer and recreational vehicle rental	—	—	—	—	—
752	Automobile parking	28	10 464	1 013	249	128
753	Automotive repair shops	384	119 791	32 870	7 647	1 813
7532	Top, body, and upholstery repair shops and paint shops	97	31 437	9 017	2 043	481
7532 pt.	Top and body repair shops	85	(D)	(D)	(D)	EE
7532 pt.	Paint shops	12	(D)	(D)	(D)	BB
7538	General automotive repair shops	171	49 492	14 414	3 422	812
7538 pt.	General automotive repair shops, except diesel	151	40 695	11 953	2 833	687
7538 pt.	Diesel repair shops	20	8 797	2 461	589	125
7533, 4, 6, 7, 9	Other automotive repair shops	116	38 862	9 439	2 182	520
7533	Automotive exhaust system repair shops	26	6 510	1 615	359	89
7534	Tire retreading and repair shops	7	(D)	(D)	(D)	BB
7536	Automotive glass replacement shops	14	(D)	(D)	(D)	BB
7537	Automotive transmission repair shops	22	8 370	1 982	420	108
7539	Automotive repair shops, n.e.c.	47	(D)	(D)	(D)	CC
7539 pt.	Radiator repair	14	2 491	567	153	41
7539 pt.	Brake, front end, and wheel alignment	7	4 371	1 384	345	67
7539 pt.	Automotive electrical and fuel system services	16	1 966	526	128	39
7539 pt.	Other automotive repair shops, n.e.c.	10	(D)	(D)	(D)	BB
754	Automotive services, except repair	84	22 346	6 333	1 561	669
7542	Carwashes	45	11 356	3 339	798	407
7549	Automotive services, except repair and carwashes	39	10 990	2 994	763	262

Table 6. Summary Statistics for Firms Subject to Federal Income Tax for Counties With 350 Establishments or More: 1992 — Con.

[Includes only establishments with payroll. For meaning of abbreviations and symbols, see introductory text. For explanation of terms and comparability of 1987 and 1992 censuses, see appendix A. For information on geographic areas followed by ▲, see appendix F]

SIC code	Geographic area and kind of business or operation	Establishments (number)	Receipts (\$1,000)	Annual payroll (\$1,000)	First-quarter payroll (\$1,000)	Paid employees for pay period including March 12 (number)
OKLAHOMA COUNTY—Con.						
76	Miscellaneous repair services	227	110 971	35 021	8 419	1 604
762	Electrical repair shops	68	37 242	11 905	2 754	558
7622	Radio and television repair shops	26	7 178	2 622	628	136
7623, 9	Other electrical and electronic repair shops	42	30 064	9 283	2 126	422
7623	Refrigeration and air-conditioning service and repair shops	6	4 398	1 227	240	38
7629	Electrical and electronic repair shops, n.e.c.	36	25 666	8 056	1 886	384
763	Watch, clock, and jewelry repair	5	(D)	(D)	(D)	AA
764	Reupholstery and furniture repair	16	(D)	(D)	(D)	BB
769	Miscellaneous repair and related services	138	70 928	22 202	5 436	969
7692	Welding repair	11	1 997	384	89	28
7694	Armature rewinding shops	9	25 574	8 570	2 085	330
7699	Repair shops and related services, n.e.c.	118	43 357	13 248	3 262	611
78, 79, 84	Amusement and recreation services, including motion pictures and museums	257	175 122	42 717	9 746	4 540
781, 2	Motion picture production, distribution, and services	19	16 033	2 832	754	95
783	Motion picture theaters	20	20 668	2 616	567	355
7832	Motion picture theaters, except drive-in	17	19 832	2 442	522	281
7833	Drive-in motion picture theaters	3	836	174	45	74
784	Video tape rental	42	13 913	2 045	498	273
792	Theatrical producers (except motion picture), bands, orchestras, and entertainers	13	2 730	638	153	181
7922	Theatrical producers (except motion picture) and miscellaneous theatrical services	5	(D)	(D)	(D)	CC
7929	Bands, orchestras, actors, and other entertainers and entertainment groups	8	(D)	(D)	(D)	BB
793	Bowling centers	11	7 087	2 186	515	251
79 ex. 792, 3, 84	Commercial sports and other amusement and recreation services, including museums	152	114 691	32 400	7 259	3 385
794	Commercial sports	18	50 478	11 345	2 828	1 268
7941	Professional sports clubs, managers, promoters	8	(D)	(D)	(D)	BB
7948	Racing, including track operation	10	(D)	(D)	(D)	GG
79 ex. 792, 3, 4, 84	Other amusement and recreation services, including museums	134	64 213	21 055	4 431	2 117
791	Dance studios, schools, and halls	15	2 154	681	177	117
7991	Physical fitness facilities	38	13 529	5 044	1 179	773
7992	Public golf courses	3	(D)	(D)	(D)	BB
7993	Coin-operated amusement devices	13	4 735	1 026	255	109
7996	Amusement parks	4	8 827	3 110	396	176
7997	Membership sports and recreation clubs	14	17 511	6 151	1 347	462
7999, 84	Amusement and recreation services, including museums, n.e.c.	47	(D)	(D)	(D)	EE
7999 pt.	Concession operators of amusement devices and rides	—	—	—	—	—
7999 pt.	Carnivals, circuses, and fairs	1	(D)	(D)	(D)	AA
7999 pt., 84	Other recreation and amusements, including museums	46	16 114	4 718	1 001	454
80	Health services	1 546	1 095 443	470 349	101 184	15 217
801	Offices and clinics of doctors of medicine	718	522 884	268 199	54 565	4 781
8011 pt.	Offices of doctors of medicine	706	(D)	(D)	(D)	HH
8011 pt.	General medical clinics	12	(D)	(D)	(D)	EE
802	Offices and clinics of dentists	358	99 570	35 345	7 953	1 676
803	Offices and clinics of doctors of osteopathy	55	26 729	12 048	2 391	339
804	Offices and clinics of other health practitioners	229	62 975	21 420	4 377	897
8041	Offices and clinics of chiropractors	64	15 659	5 571	1 022	226
8042	Offices and clinics of optometrists	55	13 577	3 158	709	191
8043	Offices and clinics of podiatrists	22	(D)	(D)	(D)	CC
8049	Offices and clinics of health practitioners, n.e.c.	88	(D)	(D)	(D)	EE
805	Nursing and personal care facilities	51	79 292	34 510	8 392	3 487
8051	Skilled nursing care facilities	22	45 520	19 827	4 499	1 854
8052	Intermediate care facilities	23	31 337	13 689	3 718	1 536
8059	Nursing and personal care facilities, n.e.c.	6	2 435	994	175	97
806	Hospitals	4	(D)	(D)	(D)	GG
8062	General medical and surgical hospitals	2	(D)	(D)	(D)	GG
8063, 9	Specialty hospitals	2	(D)	(D)	(D)	EE
807, 8, 9	Other health services	131	(D)	(D)	(D)	GG
807	Medical and dental laboratories	57	54 174	21 604	4 968	698
8071	Medical laboratories	35	49 890	19 889	4 549	599
8072	Dental laboratories	22	4 284	1 715	419	99
808	Home health care services	28	41 081	14 406	2 956	740
809	Miscellaneous health and allied services, n.e.c.	46	(D)	(D)	(D)	EE
8092	Kidney dialysis centers	3	(D)	(D)	(D)	AA
8093	Specialty outpatient facilities, n.e.c.	27	(D)	(D)	(D)	CC
8099	Health and allied services, n.e.c.	16	(D)	(D)	(D)	CC
81	Legal services	732	393 614	181 900	37 312	4 121
823, 4, 9	Selected educational services	49	14 345	5 180	1 262	379
823	Libraries	1	(D)	(D)	(D)	AA
824	Vocational schools	11	6 111	2 797	707	181
829	Schools and educational services, n.e.c.	37	(D)	(D)	(D)	CC
83	Social services	201	40 853	16 873	3 935	2 208
835	Child day care services	145	26 719	12 088	2 827	1 717
832, 3, 6, 9	Other social services	56	14 134	4 785	1 108	491

Table 6. Summary Statistics for Firms Subject to Federal Income Tax for Counties With 350 Establishments or More: 1992 — Con.

[Includes only establishments with payroll. For meaning of abbreviations and symbols, see introductory text. For explanation of terms and comparability of 1987 and 1992 censuses, see appendix A. For information on geographic areas followed by ▲, see appendix F]

SIC code	Geographic area and kind of business or operation	Establishments (number)	Receipts (\$1,000)	Annual payroll (\$1,000)	First-quarter payroll (\$1,000)	Paid employees for pay period including March 12 (number)
OKLAHOMA COUNTY—Con.						
87 ex. 8733	Engineering, accounting, research, management, and related services (except noncommercial research organizations) -----	862	403 528	168 506	37 306	6 352
871	Engineering, architectural, and surveying services -----	240	175 999	77 967	16 880	2 420
8711	Engineering services -----	170	125 334	58 215	12 875	1 827
8712	Architectural services -----	53	42 716	16 078	3 272	426
8713	Surveying services -----	17	7 949	3 674	733	167
872	Accounting, auditing, and bookkeeping services -----	360	109 307	45 938	10 508	2 015
873 ex. 8733	Research, development, and testing services (except noncommercial research organizations) -----	32	14 934	5 715	1 374	366
8731	Commercial physical and biological research -----	4	1 111	476	137	13
8732	Commercial economic, sociological, and educational research -----	11	4 929	1 904	455	177
8734	Testing laboratories -----	17	8 894	3 335	782	176
874	Management and public relations services -----	230	103 288	38 886	8 544	1 551
8741	Management services -----	73	53 731	19 532	4 061	800
8742	Management consulting services -----	92	29 222	9 404	1 956	317
8743	Public relations services -----	15	1 782	576	122	25
8744	Facilities support management services -----	8	10 622	6 635	1 625	281
8748	Business consulting services, n.e.c. -----	42	7 931	2 739	780	128
89	Services, n.e.c. -----	61	11 896	4 380	868	223
PAYNE COUNTY						
	Total -----	378	120 148	47 377	10 515	2 830
70 ex. 704	Hotels, rooming houses, camps, and other lodging places (except membership lodging) -----	6	4 295	1 082	245	143
7011	Hotels and motels -----	5	(D)	(D)	(D)	CC
7011 pt.	Hotels -----	1	(D)	(D)	(D)	BB
7011 pt.	Motels, motor hotels, and tourist courts -----	4	(D)	(D)	(D)	BB
702, 3	Other lodging places -----	1	(D)	(D)	(D)	AA
72	Personal services -----	39	6 050	1 702	428	204
721	Laundry, cleaning, and garment services -----	9	1 641	544	154	75
7211	Power laundries, family and commercial* -----	—	—	—	—	—
7213	Linen supply* -----	—	—	—	—	—
7215	Coin-operated laundries and drycleaning -----	2	(D)	(D)	(D)	BB
7216	Drycleaning plants, except rug cleaning* -----	6	1 292	455	135	53
7217	Carpet and upholstery cleaning -----	1	(D)	(D)	(D)	AA
7218	Industrial launderers* -----	—	—	—	—	—
7212, 9	Other laundry, cleaning, and garment services* -----	—	—	—	—	—
722	Photographic studios, portrait -----	4	527	75	11	11
723, 4	Beauty and barber shops -----	12	1 206	457	113	51
723	Beauty shops -----	11	(D)	(D)	(D)	BB
724	Barber shops -----	1	(D)	(D)	(D)	AA
725	Shoe repair shops and shoeshine parlors -----	—	—	—	—	—
726	Funeral service and crematories -----	4	1 698	405	73	32
729	Miscellaneous personal services -----	10	978	221	77	35
73	Business services -----	58	23 814	9 531	1 720	535
731	Advertising -----	3	(D)	(D)	(D)	AA
732	Consumer credit reporting agencies, mercantile reporting agencies, and adjustment and collection agencies -----	5	3 078	1 017	231	47
733	Mailing, reproduction, commercial art and photography, and stenographic services -----	9	2 084	546	114	55
734	Services to dwellings and other buildings -----	12	1 692	696	154	68
735	Miscellaneous equipment rental and leasing -----	4	1 015	181	45	13
736	Personnel supply services -----	2	(D)	(D)	(D)	CC
737	Computer programming, data processing, and other computer related services -----	12	7 230	3 059	597	76
7371, 2, 3	Computer programming, prepackaged software, and integrated systems -----	9	6 869	2 956	568	69
7374, 5, 6	Data processing services -----	1	(D)	(D)	(D)	AA
7377, 8, 9	Computer rental and leasing, maintenance, and related services, n.e.c. -----	2	(D)	(D)	(D)	AA
738	Miscellaneous business services -----	11	(D)	(D)	(D)	CC
75	Automotive repair, services, and parking -----	34	7 252	1 650	387	116
751	Automotive rental and leasing, without drivers -----	—	—	—	—	—
752	Automobile parking -----	—	—	—	—	—
753	Automotive repair shops -----	27	6 262	1 400	332	89
7532	Top, body, and upholstery repair shops and paint shops -----	7	2 391	548	144	39
7538	General automotive repair shops -----	12	2 336	469	114	33
7533, 4, 6, 7, 9	Other automotive repair shops -----	8	1 535	383	74	17
754	Automotive services, except repair -----	7	990	250	55	27
76	Miscellaneous repair services -----	16	2 349	587	158	57
762	Electrical repair shops -----	6	850	143	52	20
7622	Radio and television repair shops -----	—	—	—	—	—
7623, 9	Other electrical and electronic repair shops -----	6	850	143	52	20
763	Watch, clock, and jewelry repair -----	1	(D)	(D)	(D)	AA
764	Reupholstery and furniture repair -----	—	—	—	—	—
769	Miscellaneous repair and related services -----	9	(D)	(D)	(D)	BB

Table 6. Summary Statistics for Firms Subject to Federal Income Tax for Counties With 350 Establishments or More: 1992 — Con.

[Includes only establishments with payroll. For meaning of abbreviations and symbols, see introductory text. For explanation of terms and comparability of 1987 and 1992 censuses, see appendix A. For information on geographic areas followed by ▲, see appendix F]

SIC code	Geographic area and kind of business or operation	Establishments (number)	Receipts (\$1,000)	Annual payroll (\$1,000)	First-quarter payroll (\$1,000)	Paid employees for pay period including March 12 (number)
PAYNE COUNTY—Con.						
78, 79, 84	Amusement and recreation services, including motion pictures and museums	34	8 871	1 756	374	249
781, 2	Motion picture production, distribution, and services	—	—	—	—	—
783	Motion picture theaters	3	(D)	(D)	(D)	BB
784	Video tape rental	7	1 127	260	49	40
792	Theatrical producers (except motion picture), bands, orchestras, and entertainers	1	(D)	(D)	(D)	BB
793	Bowling centers	2	(D)	(D)	(D)	BB
79 ex. 792, 3; 84	Commercial sports and other amusement and recreation services, including museums	21	4 607	887	177	112
80	Health services	90	36 991	17 496	3 807	804
801	Offices and clinics of doctors of medicine	36	17 034	8 452	1 769	208
802	Offices and clinics of dentists	22	6 045	2 785	672	118
803	Offices and clinics of doctors of osteopathy	1	(D)	(D)	(D)	AA
804	Offices and clinics of other health practitioners	20	4 568	1 467	250	70
805	Nursing and personal care facilities	6	5 666	2 525	584	257
806	Hospitals	—	—	—	—	—
807, 8, 9	Other health services	5	(D)	(D)	(D)	CC
81	Legal services	35	5 088	1 930	471	92
823, 4, 9	Selected educational services	—	—	—	—	—
83	Social services	16	(D)	(D)	(D)	CC
835	Child day care services	14	(D)	(D)	(D)	CC
832, 3, 6, 9	Other social services	2	(D)	(D)	(D)	AA
87 ex. 8733	Engineering, accounting, research, management, and related services (except noncommercial research organizations)	48	23 302	10 675	2 722	500
871	Engineering, architectural, and surveying services	17	16 804	7 931	2 115	350
872	Accounting, auditing, and bookkeeping services	19	3 126	1 365	285	84
873 ex. 8733	Research, development, and testing services (except noncommercial research organizations)	6	2 420	1 040	230	55
874	Management and public relations services	6	952	339	92	11
89	Services, n.e.c.	2	(D)	(D)	(D)	AA
TULSA COUNTY						
	Total	5 185	2 980 483	1 191 638	265 138	53 233
70 ex. 704	Hotels, rooming houses, camps, and other lodging places (except membership lodging)	68	81 040	24 215	5 525	2 205
7011	Hotels and motels	65	(D)	(D)	(D)	GG
7011 pt.	Hotels	16	(D)	(D)	(D)	GG
7011 pt.	Hotels, 25 guestrooms or more	16	(D)	(D)	(D)	GG
7011 pt.	Hotels, less than 25 guestrooms	—	—	—	—	—
7011 pt.	Motels, motor hotels, and tourist courts	49	(D)	(D)	(D)	FF
7011 pt.	Motels, tourist courts	41	(D)	(D)	(D)	FF
7011 pt.	Motor hotels	8	(D)	(D)	(D)	CC
702, 3	Other lodging places	3	(D)	(D)	(D)	CC
702	Rooming and boarding houses	2	(D)	(D)	(D)	CC
703	Camps and recreational vehicle parks	1	(D)	(D)	(D)	AA
72	Personal services	473	122 172	43 335	10 159	3 612
721	Laundry, cleaning, and garment services	161	55 954	19 670	4 691	1 537
7211	Power laundries, family and commercial*	7	(D)	(D)	(D)	BB
7213	Linen supply	2	(D)	(D)	(D)	CC
7215	Coin-operated laundries and drycleaning	26	(D)	(D)	(D)	BB
7216	Drycleaning plants, except rug cleaning*	65	21 650	8 296	1 936	743
7217	Carpet and upholstery cleaning	29	(D)	(D)	(D)	CC
7218	Industrial laundries*	5	16 990	5 986	1 438	316
7212, 9	Other laundry, cleaning, and garment services*	27	(D)	(D)	(D)	BB
7212	Garment pressing, and agents for laundries and drycleaners	9	(D)	(D)	(D)	BB
7219	Laundry and garment services, n.e.c.*	18	(D)	(D)	(D)	BB
722	Photographic studios, portrait	36	15 107	4 222	926	408
723, 4	Beauty and barber shops	140	(D)	(D)	(D)	FF
723	Beauty shops	124	(D)	(D)	(D)	FF
724	Barber shops	16	(D)	(D)	(D)	BB
725	Shoe repair shops and shoeshine parlors	9	(D)	(D)	(D)	AA
726	Funeral service and crematories	23	13 902	3 955	978	152
729	Miscellaneous personal services	104	(D)	(D)	(D)	FF
7291	Tax return preparation services	35	8 506	4 169	866	360
7299	Miscellaneous personal services, n.e.c.	69	(D)	(D)	(D)	EE

Table 6. Summary Statistics for Firms Subject to Federal Income Tax for Counties With 350 Establishments or More: 1992 — Con.

[Includes only establishments with payroll. For meaning of abbreviations and symbols, see introductory text. For explanation of terms and comparability of 1987 and 1992 censuses, see appendix A. For information on geographic areas followed by ▲, see appendix F]

SIC code	Geographic area and kind of business or operation	Establishments (number)	Receipts (\$1,000)	Annual payroll (\$1,000)	First-quarter payroll (\$1,000)	Paid employees for pay period including March 12 (number)
TULSA COUNTY—Con.						
73	Business services	1 001	632 764	254 452	58 459	16 095
731	Advertising	80	32 618	12 722	3 137	471
7311	Advertising agencies	60	23 802	10 357	2 580	322
7312	Outdoor advertising services	4	4 861	1 143	265	48
7313	Radio, television, publishers' advertising representatives	5	1 152	343	76	22
7319	Advertising, n.e.c.	11	2 803	879	216	79
732	Consumer credit reporting agencies, mercantile reporting agencies, and adjustment and collection agencies	27	(D)	(D)	(D)	CC
7322	Adjustment and collection services	19	(D)	(D)	(D)	CC
7323	Credit reporting services	8	7 873	1 009	230	46
733	Mailing, reproduction, commercial art and photography, and stenographic services	102	(D)	(D)	(D)	GG
7331	Direct mail advertising services	12	(D)	(D)	(D)	FF
7334	Photocopying and duplicating services	14	(D)	(D)	(D)	CC
7335, 6	Commercial photography, art, and graphics	47	(D)	(D)	(D)	CC
7335	Commercial photography	11	1 787	623	156	37
7336	Commercial art and graphic design	36	(D)	(D)	(D)	CC
7338	Secretarial and court reporting services	29	(D)	(D)	(D)	BB
734	Services to dwellings and other buildings	184	44 287	21 445	4 967	2 395
7342	Disinfecting and pest control services	34	10 444	3 833	757	246
7349	Building cleaning and maintenance services, n.e.c.	150	33 843	17 612	4 210	2 149
735	Miscellaneous equipment rental and leasing	78	58 193	15 869	3 878	656
7352	Medical equipment rental and leasing	11	(D)	(D)	(D)	CC
7353	Heavy construction equipment rental and leasing	5	(D)	(D)	(D)	AA
7359	Equipment rental and leasing, n.e.c.	62	44 276	13 191	3 254	536
736	Personnel supply services	90	(D)	(D)	(D)	II
7361	Employment agencies	28	(D)	(D)	(D)	CC
7363	Help supply services	62	(D)	(D)	(D)	II
7363 pt.	Temporary help supply	52	(D)	(D)	(D)	II
7363 pt.	Help supply, except temporary	10	(D)	(D)	(D)	EE
737	Computer programming, data processing, and other computer related services	192	192 819	62 800	15 197	1 932
7371, 2, 3	Computer programming, prepackaged software, and integrated systems	105	(D)	(D)	(D)	FF
7371	Computer programming services	78	(D)	(D)	(D)	FF
7372	Prepackaged software	16	17 776	6 513	1 492	184
7373	Computer integrated systems	11	(D)	(D)	(D)	CC
7374, 5, 6	Data processing services	37	(D)	(D)	(D)	FF
7374, 5	Computer processing, information retrieval	35	(D)	(D)	(D)	FF
7376	Computer facilities management services	2	(D)	(D)	(D)	AA
7377, 8, 9	Computer rental and leasing, maintenance, and related services, n.e.c.	50	(D)	(D)	(D)	CC
7377	Computer rental and leasing	3	(D)	(D)	(D)	BB
7378	Computer maintenance and repair	32	(D)	(D)	(D)	CC
7379	Computer related services, n.e.c.	15	(D)	(D)	(D)	BB
738	Miscellaneous business services	248	(D)	(D)	(D)	HH
7381, 2	Detective agencies and protective services	52	27 685	14 924	3 691	1 536
7381	Detective, guard, and armored car services	42	(D)	(D)	(D)	GG
7382	Security systems services	10	(D)	(D)	(D)	CC
7383	News syndicates	2	(D)	(D)	(D)	AA
7384	Photofinishing laboratories*	28	(D)	(D)	(D)	CC
7389	Business services, n.e.c.	166	(D)	(D)	(D)	GG
7389 pt.	Sign painting shops	7	(D)	(D)	(D)	AA
7389 pt.	Interior designing	20	5 482	1 105	246	51
7389 pt.	Telephone answering services	5	1 908	926	224	72
7389 pt.	Other business services	134	(D)	(D)	(D)	GG
75	Automotive repair, services, and parking	468	162 424	36 775	8 480	2 220
751	Automotive rental and leasing, without drivers	34	(D)	(D)	(D)	EE
7513	Truck rental and leasing, without drivers	11	(D)	(D)	(D)	BB
7514, 5	Passenger car rental and leasing	21	32 080	4 374	1 065	276
7514	Passenger car rental	19	(D)	(D)	(D)	EE
7515	Passenger car leasing	2	(D)	(D)	(D)	AA
7519	Utility trailer and recreational vehicle rental	2	(D)	(D)	(D)	AA
752	Automobile parking	35	(D)	(D)	(D)	CC
753	Automotive repair shops	327	91 079	24 156	5 454	1 221
7532	Top, body, and upholstery repair shops and paint shops	94	29 146	8 981	2 013	450
7532 pt.	Top and body repair shops	78	25 662	7 899	1 776	391
7532 pt.	Paint shops	16	3 484	1 082	237	59
7538	General automotive repair shops	147	29 909	7 764	1 718	401
7538 pt.	General automotive repair shops, except diesel	133	27 445	7 036	1 579	370
7538 pt.	Diesel repair shops	14	2 464	728	139	31
7533, 4, 6, 7, 9	Other automotive repair shops	86	32 024	7 411	1 723	370
7533	Automotive exhaust system repair shops	15	4 139	956	221	50
7534	Tire retreading and repair shops	6	(D)	(D)	(D)	BB
7536	Automotive glass replacement shops	10	(D)	(D)	(D)	BB
7537	Automotive transmission repair shops	19	(D)	(D)	(D)	BB
7539	Automotive repair shops, n.e.c.	36	10 642	3 106	705	156
7539 pt.	Radiator repair	6	(D)	(D)	(D)	BB
7539 pt.	Brake, front end, and wheel alignment	11	(D)	(D)	(D)	BB
7539 pt.	Automotive electrical and fuel system services	13	(D)	(D)	(D)	BB
7539 pt.	Other automotive repair shops, n.e.c.	6	(D)	(D)	(D)	AA
754	Automotive services, except repair	72	17 288	5 329	1 241	463
7542	Carwashes	30	(D)	(D)	(D)	CC
7549	Automotive services, except repair and carwashes	42	(D)	(D)	(D)	EE

Table 6. Summary Statistics for Firms Subject to Federal Income Tax for Counties With 350 Establishments or More: 1992 — Con.

[Includes only establishments with payroll. For meaning of abbreviations and symbols, see introductory text. For explanation of terms and comparability of 1987 and 1992 censuses, see appendix A. For information on geographic areas followed by ▲, see appendix F]

SIC code	Geographic area and kind of business or operation	Establishments (number)	Receipts (\$1,000)	Annual payroll (\$1,000)	First-quarter payroll (\$1,000)	Paid employees for pay period including March 12 (number)
TULSA COUNTY—Con.						
76	Miscellaneous repair services	189	105 229	31 027	7 471	1 393
762	Electrical repair shops	64	38 215	12 367	2 910	562
7622	Radio and television repair shops	17	(D)	(D)	(D)	BB
7623, 9	Other electrical and electronic repair shops	47	(D)	(D)	(D)	EE
7623	Refrigeration and air-conditioning service and repair shops	10	(D)	(D)	(D)	BB
7629	Electrical and electronic repair shops, n.e.c.	37	(D)	(D)	(D)	EE
763	Watch, clock, and jewelry repair	3	383	114	23	8
764	Reupholstery and furniture repair	14	(D)	(D)	(D)	BB
769	Miscellaneous repair and related services	108	(D)	(D)	(D)	FF
7692	Welding repair	16	(D)	(D)	(D)	BB
7694	Armature rewinding shops	7	(D)	(D)	(D)	CC
7699	Repair shops and related services, n.e.c.	85	49 352	13 220	3 202	563
78, 79, 84	Amusement and recreation services, including motion pictures and museums	230	105 011	26 889	5 720	2 237
781, 2	Motion picture production, distribution, and services	21	6 198	1 952	431	74
783	Motion picture theaters	20	(D)	(D)	(D)	EE
7832	Motion picture theaters, except drive-in	18	20 081	2 767	639	353
7833	Drive-in motion picture theaters	2	(D)	(D)	(D)	AA
784	Video tape rental	45	11 140	1 778	410	207
792	Theatrical producers (except motion picture), bands, orchestras, and entertainers	17	(D)	(D)	(D)	BB
7922	Theatrical producers (except motion picture) and miscellaneous theatrical services	8	(D)	(D)	(D)	BB
7929	Bands, orchestras, actors, and other entertainers and entertainment groups	9	(D)	(D)	(D)	BB
793	Bowling centers	4	(D)	(D)	(D)	CC
79 ex. 792, 3, 84	Commercial sports and other amusement and recreation services, including museums	123	53 158	15 119	3 297	1 337
794	Commercial sports	13	(D)	(D)	(D)	BB
7941	Professional sports clubs, managers, promoters	4	(D)	(D)	(D)	BB
7948	Racing, including track operation	9	2 497	369	68	39
79 ex. 792, 3, 4; 84	Other amusement and recreation services, including museums	110	(D)	(D)	(D)	GG
791	Dance studios, schools, and halls	15	(D)	(D)	(D)	BB
7991	Physical fitness facilities	22	(D)	(D)	(D)	EE
7992	Public golf courses	4	1 339	435	85	43
7993	Coin-operated amusement devices	13	5 823	1 086	261	68
7996	Amusement parks	3	(D)	(D)	(D)	BB
7997	Membership sports and recreation clubs	12	(D)	(D)	(D)	EE
7999, 84	Amusement and recreation services, including museums, n.e.c.	41	(D)	(D)	(D)	EE
7999 pt.	Concession operators of amusement devices and rides	1	(D)	(D)	(D)	AA
7999 pt.	Carnivals, circuses, and fairs	1	(D)	(D)	(D)	BB
7999 pt., 84	Other recreation and amusements, including museums	39	(D)	(D)	(D)	EE
80	Health services	1 194	842 041	384 716	80 821	11 696
801	Offices and clinics of doctors of medicine	448	416 699	224 869	45 140	3 829
8011 pt.	Offices of doctors of medicine	430	390 736	210 353	41 718	3 443
8011 pt.	General medical clinics	18	25 963	14 516	3 422	386
802	Offices and clinics of dentists	281	88 647	30 610	6 527	1 295
803	Offices and clinics of doctors of osteopathy	110	46 991	17 660	3 393	493
804	Offices and clinics of other health practitioners	223	49 770	13 451	2 911	681
8041	Offices and clinics of chiropractors	87	21 566	5 144	1 222	228
8042	Offices and clinics of optometrists	57	12 518	2 447	547	174
8043	Offices and clinics of podiatrists	14	2 652	570	96	36
8049	Offices and clinics of health practitioners, n.e.c.	65	13 034	5 290	1 046	243
805	Nursing and personal care facilities	39	64 825	30 021	7 074	2 698
8051	Skilled nursing care facilities	14	(D)	(D)	(D)	GG
8052	Intermediate care facilities	20	31 655	14 694	3 522	1 361
8059	Nursing and personal care facilities, n.e.c.	5	(D)	(D)	(D)	BB
806	Hospitals	5	(D)	(D)	(D)	GG
8062	General medical and surgical hospitals	1	(D)	(D)	(D)	EE
8063, 9	Specialty hospitals	4	(D)	(D)	(D)	FF
807, 8, 9	Other health services	88	(D)	(D)	(D)	GG
807	Medical and dental laboratories	46	49 374	21 019	5 155	627
8071	Medical laboratories	23	(D)	(D)	(D)	EE
8072	Dental laboratories	23	(D)	(D)	(D)	CC
808	Home health care services	19	(D)	(D)	(D)	FF
809	Miscellaneous health and allied services, n.e.c.	23	(D)	(D)	(D)	EE
8092	Kidney dialysis centers	1	(D)	(D)	(D)	BB
8093	Specialty outpatient facilities, n.e.c.	10	11 521	4 363	1 156	229
8099	Health and allied services, n.e.c.	12	(D)	(D)	(D)	CC
81	Legal services	502	269 585	119 114	23 532	2 875
823, 4, 9	Selected educational services	51	(D)	(D)	(D)	FF
823	Libraries	—	—	—	—	—
824	Vocational schools	19	(D)	(D)	(D)	EE
829	Schools and educational services, n.e.c.	32	(D)	(D)	(D)	CC
83	Social services	172	46 317	20 262	5 171	2 900
835	Child day care services	131	(D)	(D)	(D)	GG
832, 3, 6, 9	Other social services	41	(D)	(D)	(D)	GG

Table 6. Summary Statistics for Firms Subject to Federal Income Tax for Counties With 350 Establishments or More: 1992 — Con.

[Includes only establishments with payroll. For meaning of abbreviations and symbols, see introductory text. For explanation of terms and comparability of 1987 and 1992 censuses, see appendix A. For information on geographic areas followed by ▲, see appendix F]

SIC code	Geographic area and kind of business or operation	Establishments (number)	Receipts (\$1,000)	Annual payroll (\$1,000)	First-quarter payroll (\$1,000)	Paid employees for pay period including March 12 (number)
TULSA COUNTY — Con.						
87 ex. 8733	Engineering, accounting, research, management, and related services (except noncommercial research organizations) -----	790	547 485	225 921	53 700	7 039
871	Engineering, architectural, and surveying services -----	253	290 086	123 560	30 655	3 128
8711	Engineering services -----	186	(D)	(D)	(D)	HH
8712	Architectural services -----	54	35 134	13 929	3 321	390
8713	Surveying services -----	13	(D)	(D)	(D)	CC
872	Accounting, auditing, and bookkeeping services -----	286	115 730	40 538	9 937	1 793
873 ex. 8733	Research, development, and testing services (except noncommercial research organizations) -----	47	43 151	17 478	3 192	680
8731	Commercial physical and biological research -----	4	(D)	(D)	(D)	AA
8732	Commercial economic, sociological, and educational research -----	17	(D)	(D)	(D)	EE
8734	Testing laboratories -----	26	35 324	14 617	2 489	389
874	Management and public relations services -----	204	98 518	44 345	9 916	1 438
8741	Management services -----	64	39 647	18 983	4 369	679
8742	Management consulting services -----	96	44 380	20 920	4 524	534
8743	Public relations services -----	19	(D)	(D)	(D)	BB
8744	Facilities support management services -----	5	3 630	1 814	415	110
8748	Business consulting services, n.e.c. -----	20	(D)	(D)	(D)	BB
89	Services, n.e.c. -----	47	(D)	(D)	(D)	EE

Table 7a. Summary Statistics for Firms Subject to Federal Income Tax for Metropolitan Areas: 1992

[Includes only establishments with payroll. For meaning of abbreviations and symbols, see introductory text. For explanation of terms and comparability of 1987 and 1992 censuses, see appendix A. For definitions of CMSA's, MSA's, and PMSA's, see appendix D]

SIC code	Geographic area and kind of business or operation	Establishments (number)	Receipts (\$1,000)	Annual payroll (\$1,000)	First-quarter payroll (\$1,000)	Paid employees for pay period including March 12 (number)
ENID, OK MSA						
	Total -----	410	190 574	75 064	17 267	4 008
70 ex. 704	Hotels, rooming houses, camps, and other lodging places (except membership lodging) -----	9	4 052	1 190	262	138
7011	Hotels and motels -----	8	(D)	(D)	(D)	CC
7011 pt.	Hotels -----	1	(D)	(D)	(D)	BB
7011 pt.	Motels, motor hotels, and tourist courts -----	7	(D)	(D)	(D)	CC
702, 3	Other lodging places -----	1	(D)	(D)	(D)	AA
72	Personal services -----	59	10 729	3 691	878	340
721	Laundry, cleaning, and garment services -----	15	4 069	1 563	373	150
7211	Power laundries, family and commercial* -----	—	—	—	—	—
7213	Linen supply* -----	—	—	—	—	—
7215	Coin-operated laundries and drycleaning -----	4	(D)	(D)	(D)	AA
7216	Drycleaning plants, except rug cleaning* -----	5	898	346	83	40
7217	Carpet and upholstery cleaning -----	2	(D)	(D)	(D)	AA
7218	Industrial launderers* -----	1	(D)	(D)	(D)	BB
7212, 9	Other laundry, cleaning, and garment services* -----	3	(D)	(D)	(D)	BB
722	Photographic studios, portrait -----	8	1 147	292	70	43
723, 4	Beauty and barber shops -----	18	1 781	617	124	66
723	Beauty shops -----	16	(D)	(D)	(D)	BB
724	Barber shops -----	2	(D)	(D)	(D)	AA
725	Shoe repair shops and shoeshine parlors -----	1	(D)	(D)	(D)	AA
726	Funeral service and crematories -----	4	2 314	783	169	35
729	Miscellaneous personal services -----	13	(D)	(D)	(D)	BB
73	Business services -----	49	12 510	4 092	794	285
731	Advertising -----	3	656	195	38	6
732	Consumer credit reporting agencies, mercantile reporting agencies, and adjustment and collection agencies -----	2	(D)	(D)	(D)	AA
733	Mailing, reproduction, commercial art and photography, and stenographic services -----	4	(D)	(D)	(D)	AA
734	Services to dwellings and other buildings -----	14	1 729	798	238	98
735	Miscellaneous equipment rental and leasing -----	11	3 923	1 006	257	50
736	Personnel supply services -----	2	(D)	(D)	(D)	AA
737	Computer programming, data processing, and other computer related services -----	3	(D)	(D)	(D)	AA
7371, 2, 3	Computer programming, prepackaged software, and integrated systems -----	2	(D)	(D)	(D)	AA
7374, 5, 6	Data processing services -----	—	—	—	—	—
7377, 8, 9	Computer rental and leasing, maintenance, and related services, n.e.c. -----	1	(D)	(D)	(D)	AA
738	Miscellaneous business services -----	10	(D)	(D)	(D)	BB

Table 7a. Summary Statistics for Firms Subject to Federal Income Tax for Metropolitan Areas: 1992—Con.

[Includes only establishments with payroll. For meaning of abbreviations and symbols, see introductory text. For explanation of terms and comparability of 1987 and 1992 censuses, see appendix A. For definitions of CMSA's, MSA's, and PMSA's, see appendix D]

SIC code	Geographic area and kind of business or operation	Establishments (number)	Receipts (\$1,000)	Annual payroll (\$1,000)	First-quarter payroll (\$1,000)	Paid employees for pay period including March 12 (number)
ENID, OK MSA—Con.						
75	Automotive repair, services, and parking	42	9 334	2 279	539	156
751	Automotive rental and leasing, without drivers	2	(D)	(D)	(D)	AA
752	Automobile parking	—	—	—	—	—
753	Automotive repair shops	35	7 769	2 036	482	124
7532	Top, body, and upholstery repair shops and paint shops	7	2 468	661	149	32
7538	General automotive repair shops	15	3 047	804	197	58
7533, 4, 6, 7, 9	Other automotive repair shops	13	2 254	571	136	34
754	Automotive services, except repair	5	(D)	(D)	(D)	BB
76	Miscellaneous repair services	24	4 362	1 199	262	67
762	Electrical repair shops	9	1 704	741	157	33
7622	Radio and television repair shops	3	301	149	31	10
7623, 9	Other electrical and electronic repair shops	6	1 403	592	126	23
763	Watch, clock, and jewelry repair	1	(D)	(D)	(D)	AA
764	Reupholstery and furniture repair	—	—	—	—	—
769	Miscellaneous repair and related services	14	(D)	(D)	(D)	BB
78, 79, 84	Amusement and recreation services, including motion pictures and museums	17	4 499	1 158	290	130
781, 2	Motion picture production, distribution, and services	—	—	—	—	—
783	Motion picture theaters	1	(D)	(D)	(D)	AA
784	Video tape rental	1	(D)	(D)	(D)	AA
792	Theatrical producers (except motion picture), bands, orchestras, and entertainers	—	—	—	—	—
793	Bowling centers	2	(D)	(D)	(D)	AA
79 ex. 792, 3; 84	Commercial sports and other amusement and recreation services, including museums	13	3 661	950	238	110
80	Health services	118	118 705	50 118	11 746	2 425
801	Offices and clinics of doctors of medicine	51	30 319	15 508	3 298	331
802	Offices and clinics of dentists	25	7 231	2 459	560	114
803	Offices and clinics of doctors of osteopathy	12	3 921	1 241	314	63
804	Offices and clinics of other health practitioners	12	3 265	1 235	305	59
805	Nursing and personal care facilities	7	10 096	5 070	1 143	503
806	Hospitals	3	(D)	(D)	(D)	GG
807, 8, 9	Other health services	8	(D)	(D)	(D)	CC
81	Legal services	33	10 575	5 164	964	156
823, 4, 9	Selected educational services	—	—	—	—	—
83	Social services	16	1 790	809	194	111
835	Child day care services	10	1 220	599	145	85
832, 3, 6, 9	Other social services	6	570	210	49	26
87 ex. 8733	Engineering, accounting, research, management, and related services (except noncommercial research organizations)	43	14 018	5 364	1 338	200
871	Engineering, architectural, and surveying services	8	(D)	(D)	(D)	AA
872	Accounting, auditing, and bookkeeping services	27	7 653	3 246	855	148
873 ex. 8733	Research, development, and testing services (except noncommercial research organizations)	1	(D)	(D)	(D)	AA
874	Management and public relations services	7	5 180	1 548	348	29
89	Services, n.e.c.	—	—	—	—	—
FORT SMITH, AR—OK MSA						
	Total	1 147	620 167	227 644	50 131	17 906
70 ex. 704	Hotels, rooming houses, camps, and other lodging places (except membership lodging)	36	(D)	(D)	(D)	FF
7011	Hotels and motels	34	20 853	5 487	1 215	633
7011 pt.	Hotels	8	12 901	3 454	832	369
7011 pt.	Motels, motor hotels, and tourist courts	26	7 952	2 033	383	264
702, 3	Other lodging places	2	(D)	(D)	(D)	AA
72	Personal services	132	26 104	8 312	2 112	766
721	Laundry, cleaning, and garment services	39	10 894	3 836	914	314
7211	Power laundries, family and commercial*	2	(D)	(D)	(D)	AA
7213	Linen supply*	—	—	—	—	—
7215	Coin-operated laundries and drycleaning	12	741	156	34	27
7216	Drycleaning plants, except rug cleaning*	13	2 834	1 430	344	135
7217	Carpet and upholstery cleaning	3	293	98	28	6
7218	Industrial launderers*	4	6 271	1 886	444	124
7212, 9	Other laundry, cleaning, and garment services*	5	(D)	(D)	(D)	AA
722	Photographic studios, portrait	11	1 774	469	133	72
723, 4	Beauty and barber shops	41	3 627	1 517	356	160
723	Beauty shops	39	(D)	(D)	(D)	CC
724	Barber shops	2	(D)	(D)	(D)	AA
725	Shoe repair shops and shoeshine parlors	1	(D)	(D)	(D)	AA
726	Funeral service and crematories	13	7 404	1 900	492	96
729	Miscellaneous personal services	27	(D)	(D)	(D)	CC

OK-50 OKLAHOMA

SERVICE INDUSTRIES—GEOGRAPHIC AREA SERIES

Table 7a. Summary Statistics for Firms Subject to Federal Income Tax for Metropolitan Areas: 1992 — Con.

[Includes only establishments with payroll. For meaning of abbreviations and symbols, see introductory text. For explanation of terms and comparability of 1987 and 1992 censuses, see appendix A. For definitions of CMSA's, MSA's, and PMSA's, see appendix D]

SIC code	Geographic area and kind of business or operation	Establishments (number)	Receipts (\$1,000)	Annual payroll (\$1,000)	First-quarter payroll (\$1,000)	Paid employees for pay period including March 12 (number)
FORT SMITH, AR—OK MSA —Con.						
73	Business services	169	87 791	40 578	8 635	8 442
731	Advertising	11	4 424	1 182	245	47
732	Consumer credit reporting agencies, mercantile reporting agencies, and adjustment and collection agencies	6	2 339	867	179	52
733	Mailing, reproduction, commercial art and photography, and stenographic services	4	623	225	50	16
734	Services to dwellings and other buildings	40	6 989	2 834	618	329
735	Miscellaneous equipment rental and leasing	31	16 562	3 697	887	205
736	Personnel supply services	20	21 265	15 987	3 186	7 004
737	Computer programming, data processing, and other computer related services	16	23 613	10 379	2 184	291
7371, 2, 3	Computer programming, prepackaged software, and integrated systems	7	(D)	(D)	(D)	BB
7374, 5, 6	Data processing services	4	(D)	(D)	(D)	CC
7377, 8, 9	Computer rental and leasing, maintenance, and related services, n.e.c.	5	1 568	675	79	12
738	Miscellaneous business services	41	11 976	5 407	1 286	498
75	Automotive repair, services, and parking	138	48 942	8 945	2 189	550
751	Automotive rental and leasing, without drivers	12	11 185	1 813	450	112
752	Automobile parking	1	(D)	(D)	(D)	AA
753	Automotive repair shops	111	35 542	6 553	1 602	375
7532	Top, body, and upholstery repair shops and paint shops	27	8 852	2 170	538	105
7538	General automotive repair shops	55	12 634	2 337	539	155
7533, 4, 6, 7, 9	Other automotive repair shops	29	14 056	2 046	525	115
754	Automotive services, except repair	14	(D)	(D)	(D)	BB
76	Miscellaneous repair services	62	26 677	7 321	1 722	372
762	Electrical repair shops	15	4 399	1 568	403	98
7622	Radio and television repair shops	6	1 300	353	89	17
7623, 9	Other electrical and electronic repair shops	9	3 099	1 215	314	81
763	Watch, clock, and jewelry repair	3	(D)	(D)	(D)	AA
764	Reupholstery and furniture repair	4	613	113	25	12
769	Miscellaneous repair and related services	40	(D)	(D)	(D)	EE
78, 79, 84	Amusement and recreation services, including motion pictures and museums	71	29 576	5 477	1 148	636
781, 2	Motion picture production, distribution, and services	—	—	—	—	—
783	Motion picture theaters	6	(D)	(D)	(D)	BB
784	Video tape rental	25	4 034	653	145	98
792	Theatrical producers (except motion picture), bands, orchestras, and entertainers	—	—	—	—	—
793	Bowling centers	2	(D)	(D)	(D)	BB
79 ex. 792, 3; 84	Commercial sports and other amusement and recreation services, including museums	38	20 373	3 907	793	435
80	Health services	287	294 213	124 869	27 020	5 008
801	Offices and clinics of doctors of medicine	118	170 507	80 065	16 307	1 694
802	Offices and clinics of dentists	67	23 469	7 209	1 627	408
803	Offices and clinics of doctors of osteopathy	7	(D)	(D)	(D)	AA
804	Offices and clinics of other health practitioners	54	11 709	3 328	763	200
805	Nursing and personal care facilities	18	30 446	14 463	3 501	1 440
806	Hospitals	2	(D)	(D)	(D)	FF
807, 8, 9	Other health services	21	(D)	(D)	(D)	FF
81	Legal services	91	25 647	5 669	1 189	273
823, 4, 9	Selected educational services	7	495	129	32	17
83	Social services	39	5 916	2 457	518	349
835	Child day care services	28	3 231	1 471	330	230
832, 3, 6, 9	Other social services	11	2 685	986	188	119
87 ex. 8733	Engineering, accounting, research, management, and related services (except noncommercial research organizations)	112	52 932	18 193	4 294	844
871	Engineering, architectural, and surveying services	33	26 069	10 942	2 446	432
872	Accounting, auditing, and bookkeeping services	48	12 853	3 791	1 025	226
873 ex. 8733	Research, development, and testing services (except noncommercial research organizations)	7	2 281	730	181	81
874	Management and public relations services	24	11 729	2 730	642	105
89	Services, n.e.c.	3	(D)	(D)	(D)	AA

Table 7a. Summary Statistics for Firms Subject to Federal Income Tax for Metropolitan Areas: 1992—Con.

[Includes only establishments with payroll. For meaning of abbreviations and symbols, see introductory text. For explanation of terms and comparability of 1987 and 1992 censuses, see appendix A. For definitions of CMSA's, MSA's, and PMSA's, see appendix D]

SIC code	Geographic area and kind of business or operation	Establishments (number)	Receipts (\$1,000)	Annual payroll (\$1,000)	First-quarter payroll (\$1,000)	Paid employees for pay period including March 12 (number)
LAWTON, OK MSA						
	Total	616	257 289	89 601	19 657	5 180
70 ex. 704	Hotels, rooming houses, camps, and other lodging places (except membership lodging)	15	7 135	1 656	393	208
7011	Hotels and motels	11	6 782	1 622	386	200
7011 pt.	Hotels	2	(D)	(D)	(D)	BB
7011 pt.	Motels, motor hotels, and tourist courts	9	(D)	(D)	(D)	CC
702, 3	Other lodging places	4	353	34	7	8
72	Personal services	101	20 999	6 949	1 648	737
721	Laundry, cleaning, and garment services	35	9 964	3 358	774	385
7211	Power laundries, family and commercial*	3	(D)	(D)	(D)	BB
7213	Linen supply*	2	(D)	(D)	(D)	BB
7215	Coin-operated laundries and drycleaning	8	1 276	412	85	69
7216	Drycleaning plants, except rug cleaning*	9	1 204	531	125	67
7217	Carpet and upholstery cleaning	6	452	113	30	15
7218	Industrial laundriers*	1	(D)	(D)	(D)	BB
7212, 9	Other laundry, cleaning, and garment services*	6	(D)	(D)	(D)	BB
722	Photographic studios, portrait	6	2 161	503	109	43
723, 4	Beauty and barber shops	35	4 152	1 833	433	183
723	Beauty shops	33	(D)	(D)	(D)	CC
724	Barber shops	2	(D)	(D)	(D)	BB
725	Shoe repair shops and shoeshine parlors	—	—	—	—	—
726	Funeral service and crematories	7	2 947	708	156	40
729	Miscellaneous personal services	18	1 775	547	176	86
73	Business services	70	47 547	18 925	4 269	1 001
731	Advertising	1	(D)	(D)	(D)	BB
732	Consumer credit reporting agencies, mercantile reporting agencies, and adjustment and collection agencies	2	(D)	(D)	(D)	BB
733	Mailing, reproduction, commercial art and photography, and stenographic services	5	757	139	41	22
734	Services to dwellings and other buildings	14	2 781	1 082	289	128
735	Miscellaneous equipment rental and leasing	10	3 653	674	157	41
736	Personnel supply services	6	(D)	(D)	(D)	CC
737	Computer programming, data processing, and other computer related services	14	24 934	12 881	3 061	365
7371, 2, 3	Computer programming, prepackaged software, and integrated systems	8	(D)	(D)	(D)	EE
7374, 5, 6	Data processing services	2	(D)	(D)	(D)	BB
7377, 8, 9	Computer rental and leasing, maintenance, and related services, n.e.c.	4	(D)	(D)	(D)	BB
738	Miscellaneous business services	18	4 400	1 817	288	199
75	Automotive repair, services, and parking	67	15 165	3 356	802	251
751	Automotive rental and leasing, without drivers	6	2 547	355	81	31
752	Automobile parking	—	—	—	—	—
753	Automotive repair shops	54	10 513	2 461	589	163
7532	Top, body, and upholstery repair shops and paint shops	13	2 865	614	149	38
7538	General automotive repair shops	23	3 922	801	181	68
7533, 4, 6, 7, 9	Other automotive repair shops	18	3 726	1 046	259	57
754	Automotive services, except repair	7	2 105	540	132	57
76	Miscellaneous repair services	23	5 635	1 716	391	119
762	Electrical repair shops	10	3 651	1 225	292	75
7622	Radio and television repair shops	2	(D)	(D)	(D)	AA
7623, 9	Other electrical and electronic repair shops	8	(D)	(D)	(D)	BB
763	Watch, clock, and jewelry repair	1	(D)	(D)	(D)	AA
764	Reupholstery and furniture repair	1	(D)	(D)	(D)	AA
769	Miscellaneous repair and related services	11	(D)	(D)	(D)	BB
78, 79, 84	Amusement and recreation services, including motion pictures and museums	44	13 211	2 465	587	359
781, 2	Motion picture production, distribution, and services	1	(D)	(D)	(D)	AA
783	Motion picture theaters	4	(D)	(D)	(D)	BB
784	Video tape rental	10	4 437	528	95	70
792	Theatrical producers (except motion picture), bands, orchestras, and entertainers	1	(D)	(D)	(D)	AA
793	Bowling centers	2	(D)	(D)	(D)	BB
79 ex. 792, 3, 84	Commercial sports and other amusement and recreation services, including museums	26	5 058	1 180	303	146
80	Health services	155	119 585	42 983	9 142	1 713
801	Offices and clinics of doctors of medicine	74	50 769	19 601	3 590	420
802	Offices and clinics of dentists	30	8 452	3 702	847	141
803	Offices and clinics of doctors of osteopathy	2	(D)	(D)	(D)	AA
804	Offices and clinics of other health practitioners	30	6 713	1 454	345	84
805	Nursing and personal care facilities	6	(D)	(D)	(D)	EE
806	Hospitals	2	(D)	(D)	(D)	FF
807, 8, 9	Other health services	11	(D)	(D)	(D)	BB
81	Legal services	55	10 681	3 432	658	147
823, 4, 9	Selected educational services	7	(D)	(D)	(D)	BB

Table 7a. Summary Statistics for Firms Subject to Federal Income Tax for Metropolitan Areas: 1992 — Con.

[Includes only establishments with payroll. For meaning of abbreviations and symbols, see introductory text. For explanation of terms and comparability of 1987 and 1992 censuses, see appendix A. For definitions of CMSA's, MSA's, and PMSA's, see appendix D]

SIC code	Geographic area and kind of business or operation	Establishments (number)	Receipts (\$1,000)	Annual payroll (\$1,000)	First-quarter payroll (\$1,000)	Paid employees for pay period including March 12 (number)
LAWTON, OK MSA — Con.						
83	Social services	30	4 355	1 603	438	331
835	Child day care services	22	1 985	768	231	229
832, 3, 6, 9	Other social services	8	2 370	835	207	102
87 ex. 8733	Engineering, accounting, research, management, and related services (except noncommercial research organizations)	48	11 499	5 861	1 167	242
871	Engineering, architectural, and surveying services	7	6 508	3 687	675	104
872	Accounting, auditing, and bookkeeping services	31	3 133	1 108	255	75
873 ex. 8733	Research, development, and testing services (except noncommercial research organizations)	2	(D)	(D)	(D)	AA
874	Management and public relations services	8	(D)	(D)	(D)	BB
89	Services, n.e.c.	1	(D)	(D)	(D)	AA
OKLAHOMA CITY, OK MSA						
	Total	7 943	4 049 751	1 542 454	346 575	79 314
70 ex. 704	Hotels, rooming houses, camps, and other lodging places (except membership lodging)	121	115 351	30 126	7 492	3 652
7011	Hotels and motels	110	114 373	29 890	7 432	3 612
7011 pt.	Hotels	34	68 182	18 206	4 695	2 038
7011 pt.	Hotels, 25 guestrooms or more	34	68 182	18 206	4 695	2 038
7011 pt.	Hotels, less than 25 guestrooms	—	—	—	—	—
7011 pt.	Motels, motor hotels, and tourist courts	76	46 191	11 684	2 737	1 574
7011 pt.	Motels, tourist courts	61	33 410	8 168	1 995	1 105
7011 pt.	Motor hotels	15	12 781	3 516	742	469
702, 3	Other lodging places	11	978	236	60	40
702	Rooming and boarding houses	5	344	120	31	17
703	Camps and recreational vehicle parks	6	634	116	29	23
72	Personal services	664	172 086	55 958	13 902	5 421
721	Laundry, cleaning, and garment services	233	80 269	28 430	7 292	2 519
7211	Power laundries, family and commercial*	10	8 121	3 834	973	348
7213	Linen supply*	5	6 981	2 992	829	245
7215	Coin-operated laundries and drycleaning	32	7 260	1 230	314	138
7216	Drycleaning plants, except rug cleaning*	108	31 835	12 631	3 113	1 177
7217	Carpet and upholstery cleaning	39	7 362	2 573	600	233
7218	Industrial launderers*	7	(D)	(D)	(D)	EE
7212, 9	Other laundry, cleaning, and garment services*	32	(D)	(D)	(D)	CC
7212	Garment pressing, and agents for laundries and drycleaners	12	1 268	363	112	47
7219	Laundry and garment services, n.e.c.*	20	(D)	(D)	(D)	BB
722	Photographic studios, portrait	54	18 561	5 094	975	519
723, 4	Beauty and barber shops	178	19 663	7 932	1 817	750
723	Beauty shops	157	16 245	6 584	1 529	650
724	Barber shops	21	3 418	1 348	288	100
725	Shoe repair shops and shoeshine parlors	11	1 201	353	79	46
726	Funeral service and crematories	45	25 269	6 523	1 524	335
729	Miscellaneous personal services	143	27 123	7 626	2 215	1 252
7291	Tax return preparation services	42	4 165	1 355	591	482
7299	Miscellaneous personal services, n.e.c.	101	22 958	6 271	1 624	770
73	Business services	1 352	838 135	315 632	76 414	23 228
731	Advertising	85	38 900	14 660	3 591	578
7311	Advertising agencies	63	29 897	11 860	2 954	339
7312	Outdoor advertising services	8	5 913	1 342	316	57
7313	Radio, television, publishers' advertising representatives	5	(D)	(D)	(D)	AA
7319	Advertising, n.e.c.	9	(D)	(D)	(D)	CC
732	Consumer credit reporting agencies, mercantile reporting agencies, and adjustment and collection agencies	41	24 490	9 523	2 361	505
7322	Adjustment and collection services	32	16 139	7 225	1 837	414
7323	Credit reporting services	9	8 351	2 298	524	91
733	Mailing, reproduction, commercial art and photography, and stenographic services	136	46 075	11 260	2 471	854
7331	Direct mail advertising services	17	18 820	4 372	1 016	334
7334	Photocopying and duplicating services	22	11 880	3 280	766	289
7335, 6	Commercial photography, art, and graphics	41	6 569	2 031	380	109
7335	Commercial photography	12	(D)	(D)	(D)	BB
7336	Commercial art and graphic design	29	(D)	(D)	(D)	BB
7338	Secretarial and court reporting services	56	8 806	1 577	309	122
734	Services to dwellings and other buildings	252	70 767	37 003	7 928	3 710
7342	Disinfecting and pest control services	57	13 407	4 671	920	240
7349	Building cleaning and maintenance services, n.e.c.	195	57 360	32 332	7 008	3 470
735	Miscellaneous equipment rental and leasing	123	74 627	18 419	4 148	819
7352	Medical equipment rental and leasing	15	8 997	1 763	408	99
7353	Heavy construction equipment rental and leasing	15	10 067	2 585	552	87
7359	Equipment rental and leasing, n.e.c.	93	55 563	14 071	3 188	633
736	Personnel supply services	120	129 092	88 652	22 928	9 842
7361	Employment agencies	47	14 901	7 918	1 343	458
7363	Help supply services	73	114 191	80 734	21 585	9 384
7363 pt.	Temporary help supply	57	100 432	69 500	18 732	8 639
7363 pt.	Help supply, except temporary	16	13 759	11 234	2 853	745

Table 7a. Summary Statistics for Firms Subject to Federal Income Tax for Metropolitan Areas: 1992 — Con.

[Includes only establishments with payroll. For meaning of abbreviations and symbols, see introductory text. For explanation of terms and comparability of 1987 and 1992 censuses, see appendix A. For definitions of CMSA's, MSA's, and PMSA's, see appendix D]

SIC code	Geographic area and kind of business or operation	Establishments (number)	Receipts (\$1,000)	Annual payroll (\$1,000)	First-quarter payroll (\$1,000)	Paid employees for pay period including March 12 (number)
OKLAHOMA CITY, OK MSA — Con.						
73	Business services—Con.					
737	Computer programming, data processing, and other computer related services -----	224	222 046	67 164	16 704	2 301
7371, 2, 3	Computer programming, prepackaged software, and integrated systems -----	114	78 741	27 037	6 301	817
7371	Computer programming services -----	72	28 695	10 615	2 378	349
7372	Prepackaged software -----	22	9 327	2 778	971	67
7373	Computer integrated systems -----	20	40 719	13 644	2 952	401
7374, 5, 6	Data processing services -----	51	71 854	21 517	5 433	798
7374, 5	Computer processing, information retrieval -----	45	(D)	(D)	(D)	FF
7376	Computer facilities management services -----	6	(D)	(D)	(D)	CC
7377, 8, 9	Computer rental and leasing, maintenance, and related services, n.e.c. -----	59	71 451	18 610	4 970	686
7377	Computer rental and leasing -----	5	(D)	(D)	(D)	BB
7378	Computer maintenance and repair -----	32	47 772	13 468	3 558	556
7379	Computer related services, n.e.c. -----	22	(D)	(D)	(D)	BB
738	Miscellaneous business services -----	371	232 138	68 951	16 283	4 619
7381, 2	Detective agencies and protective services -----	80	37 440	17 924	4 356	1 565
7381	Detective, guard, and armored car services -----	65	20 761	12 340	3 054	1 249
7382	Security systems services -----	15	16 679	5 584	1 302	316
7383	News syndicates -----	4	(D)	(D)	(D)	BB
7384	Photofinishing laboratories* -----	37	49 217	12 689	2 500	794
7389	Business services, n.e.c. -----	250	(D)	(D)	(D)	GG
7389 pt.	Sign painting shops -----	7	(D)	(D)	(D)	AA
7389 pt.	Interior designing -----	19	7 383	1 258	340	74
7389 pt.	Telephone answering services -----	19	4 896	2 156	469	151
7389 pt.	Other business services -----	205	128 874	33 917	8 358	2 000
75	Automotive repair, services, and parking -----	700	290 891	64 470	14 858	3 967
751	Automotive rental and leasing, without drivers -----	43	102 953	15 410	3 271	705
7513	Truck rental and leasing, without drivers -----	24	54 526	7 442	1 623	317
7514, 5	Passenger car rental and leasing -----	19	48 427	7 968	1 648	388
7514	Passenger car rental -----	19	48 427	7 968	1 648	388
7515	Passenger car leasing -----	—	—	—	—	—
7519	Utility trailer and recreational vehicle rental -----	—	—	—	—	—
752	Automobile parking -----	28	10 464	1 013	249	128
753	Automotive repair shops -----	519	149 953	40 288	9 435	2 295
7532	Top, body, and upholstery repair shops and paint shops -----	136	41 917	11 841	2 743	669
7532 pt.	Top and body repair shops -----	122	38 169	10 800	2 493	595
7532 pt.	Paint shops -----	14	3 748	1 041	250	74
7538	General automotive repair shops -----	233	60 410	17 073	4 041	989
7538 pt.	General automotive repair shops, except diesel -----	209	51 169	14 526	3 438	857
7538 pt.	Diesel repair shops -----	24	9 241	2 547	603	132
7533, 4, 6, 7, 9	Other automotive repair shops -----	150	47 626	11 374	2 651	637
7533	Automotive exhaust system repair shops -----	32	7 637	1 853	414	103
7534	Tire retreading and repair shops -----	9	10 419	1 454	339	77
7536	Automotive glass replacement shops -----	16	5 284	1 496	384	76
7537	Automotive transmission repair shops -----	28	9 605	2 368	510	133
7539	Automotive repair shops, n.e.c. -----	65	14 681	4 203	1 004	248
7539 pt.	Radiator repair -----	18	(D)	(D)	(D)	BB
7539 pt.	Brake, front end, and wheel alignment -----	13	6 444	2 015	506	96
7539 pt.	Automotive electrical and fuel system services -----	21	2 933	793	186	60
7539 pt.	Other automotive repair shops, n.e.c. -----	13	(D)	(D)	(D)	BB
754	Automotive services, except repair -----	110	27 521	7 759	1 903	839
7542	Carwashes -----	59	13 249	3 927	961	519
7549	Automotive services, except repair and carwashes -----	51	14 272	3 832	942	320
76	Miscellaneous repair services -----	293	126 338	39 119	9 482	1 867
762	Electrical repair shops -----	95	43 823	13 608	3 214	666
7622	Radio and television repair shops -----	36	9 810	3 252	794	169
7623, 9	Other electrical and electronic repair shops -----	59	34 013	10 356	2 420	497
7623	Refrigeration and air-conditioning service and repair shops -----	12	6 151	1 707	344	63
7629	Electrical and electronic repair shops, n.e.c. -----	47	27 862	8 649	2 076	434
763	Watch, clock, and jewelry repair -----	7	853	279	72	16
764	Reupholstery and furniture repair -----	19	2 313	777	197	70
769	Miscellaneous repair and related services -----	172	79 349	24 455	5 999	1 115
7692	Welding repair -----	17	2 566	554	109	36
7694	Armature rewinding shops -----	9	25 574	8 570	2 085	330
7699	Repair shops and related services, n.e.c. -----	146	51 209	15 331	3 805	749
78, 79, 84	Amusement and recreation services, including motion pictures and museums -----	391	218 840	52 420	11 916	5 689
781, 2	Motion picture production, distribution, and services -----	24	19 249	3 205	846	125
783	Motion picture theaters -----	30	25 598	3 423	741	451
7832	Motion picture theaters, except drive-in -----	26	(D)	(D)	(D)	EE
7833	Drive-in motion picture theaters -----	4	(D)	(D)	(D)	BB
784	Video tape rental -----	73	21 237	3 940	956	488
792	Theatrical producers (except motion picture), bands, orchestras, and entertainers -----	18	3 405	872	176	203
7922	Theatrical producers (except motion picture) and miscellaneous theatrical services -----	6	1 385	362	98	149
7929	Bands, orchestras, actors, and other entertainers and entertainment groups -----	12	2 020	510	78	54
793	Bowling centers -----	21	10 556	3 303	803	403

Table 7a. Summary Statistics for Firms Subject to Federal Income Tax for Metropolitan Areas: 1992 — Con.

[Includes only establishments with payroll. For meaning of abbreviations and symbols, see introductory text. For explanation of terms and comparability of 1987 and 1992 censuses, see appendix A. For definitions of CMSA's, MSA's, and PMSA's, see appendix D]

SIC code	Geographic area and kind of business or operation	Establishments (number)	Receipts (\$1,000)	Annual payroll (\$1,000)	First-quarter payroll (\$1,000)	Paid employees for pay period including March 12 (number)
OKLAHOMA CITY, OK MSA — Con.						
78, 79, 84	Amusement and recreation services, including motion pictures and museums—Con.					
79 ex. 792, 3, 84	Commercial sports and other amusement and recreation services, including museums	225	138 795	37 677	8 394	4 019
794	Commercial sports	27	53 257	12 097	3 033	1 345
7941	Professional sports clubs, managers, promoters	9	(D)	(D)	(D)	BB
7948	Racing, including track operation	18	(D)	(D)	(D)	GG
79 ex. 792, 3, 4, 84	Other amusement and recreation services, including museums	198	85 538	25 580	5 361	2 674
791	Dance studios, schools, and halls	22	2 490	758	195	132
7991	Physical fitness facilities	51	15 040	5 489	1 292	864
7992	Public golf courses	6	2 267	571	115	69
7993	Coin-operated amusement devices	19	5 905	1 173	292	127
7996	Amusement parks	4	8 827	3 110	396	176
7997	Membership sports and recreation clubs	23	23 904	8 019	1 749	601
7999, 84	Amusement and recreation services, including museums, n.e.c.	73	27 105	6 460	1 322	705
7999 pt.	Concession operators of amusement devices and rides	1	(D)	(D)	(D)	AA
7999 pt.	Carnivals, circuses, and fairs	1	(D)	(D)	(D)	AA
7999 pt., 84	Other recreation and amusements, including museums	71	(D)	(D)	(D)	FF
80	Health services	1 970	1 298 749	560 597	120 788	19 582
801	Offices and clinics of doctors of medicine	865	599 759	306 300	62 441	5 699
8011 pt.	Offices of doctors of medicine	850	572 381	292 745	59 363	5 263
8011 pt.	General medical clinics	15	27 378	13 555	3 078	436
802	Offices and clinics of dentists	472	132 896	47 439	10 735	2 241
803	Offices and clinics of doctors of osteopathy	73	33 732	14 849	2 922	408
804	Offices and clinics of other health practitioners	315	83 887	28 943	6 124	1 191
8041	Offices and clinics of chiropractors	87	20 879	7 129	1 433	299
8042	Offices and clinics of optometrists	89	23 612	6 526	1 444	333
8043	Offices and clinics of podiatrists	24	9 252	3 398	629	126
8049	Offices and clinics of health practitioners, n.e.c.	115	30 144	11 890	2 618	433
805	Nursing and personal care facilities	81	120 578	54 049	12 862	5 520
8051	Skilled nursing care facilities	37	68 710	30 092	6 971	3 010
8052	Intermediate care facilities	38	49 433	22 963	5 716	2 413
8059	Nursing and personal care facilities, n.e.c.	6	2 435	994	175	97
806	Hospitals	6	190 221	57 259	14 156	2 488
8062	General medical and surgical hospitals	2	(D)	(D)	(D)	GG
8063, 9	Specialty hospitals	4	(D)	(D)	(D)	FF
807, 8, 9	Other health services	158	137 676	51 758	11 548	2 035
807	Medical and dental laboratories	73	58 495	23 268	5 382	757
8071	Medical laboratories	46	53 609	21 333	4 910	645
8072	Dental laboratories	27	4 886	1 935	472	112
808	Home health care services	34	45 634	16 752	3 341	841
809	Miscellaneous health and allied services, n.e.c.	51	33 547	11 738	2 825	437
8092	Kidney dialysis centers	3	(D)	(D)	(D)	AA
8093	Specialty outpatient facilities, n.e.c.	30	19 399	7 080	1 606	250
8099	Health and allied services, n.e.c.	18	(D)	(D)	(D)	CC
81	Legal services	898	431 782	193 116	39 699	4 532
823, 4, 9	Selected educational services	65	18 789	6 918	1 732	513
823	Libraries	1	(D)	(D)	(D)	AA
824	Vocational schools	17	8 304	3 695	931	246
829	Schools and educational services, n.e.c.	47	(D)	(D)	(D)	EE
83	Social services	309	62 884	26 602	6 254	3 241
835	Child day care services	228	37 657	16 654	3 942	2 442
832, 3, 6, 9	Other social services	81	25 227	9 948	2 312	799
87 ex. 8733	Engineering, accounting, research, management, and related services (except noncommercial research organizations)	1 105	459 438	191 645	42 878	7 339
871	Engineering, architectural, and surveying services	312	206 400	90 783	19 909	2 828
8711	Engineering services	214	149 628	68 481	15 329	2 115
8712	Architectural services	70	47 239	17 812	3 662	501
8713	Surveying services	28	9 533	4 490	918	212
872	Accounting, auditing, and bookkeeping services	464	124 470	52 295	12 071	2 375
873 ex. 8733	Research, development, and testing services (except noncommercial research organizations)	40	16 019	6 059	1 489	407
8731	Commercial physical and biological research	8	(D)	(D)	(D)	BB
8732	Commercial economic, sociological, and educational research	12	(D)	(D)	(D)	CC
8734	Testing laboratories	20	9 231	3 454	797	179
874	Management and public relations services	289	112 549	42 508	9 409	1 729
8741	Management services	84	55 616	20 496	4 300	878
8742	Management consulting services	117	33 776	11 082	2 357	372
8743	Public relations services	20	2 590	953	190	40
8744	Facilities support management services	8	10 622	6 635	1 625	281
8748	Business consulting services, n.e.c.	60	9 945	3 342	937	158
89	Services, n.e.c.	75	16 468	5 851	1 160	283

Table 7a. Summary Statistics for Firms Subject to Federal Income Tax for Metropolitan Areas: 1992—Con.

[Includes only establishments with payroll. For meaning of abbreviations and symbols, see introductory text. For explanation of terms and comparability of 1987 and 1992 censuses, see appendix A. For definitions of CMSA's, MSA's, and PMSA's, see appendix D]

SIC code	Geographic area and kind of business or operation	Establishments (number)	Receipts (\$1,000)	Annual payroll (\$1,000)	First-quarter payroll (\$1,000)	Paid employees for pay period including March 12 (number)
TULSA, OK MSA						
	Total -----	5 886	3 228 902	1 272 085	283 052	58 523
70 ex. 704	Hotels, rooming houses, camps, and other lodging places (except membership lodging) -----	85	91 605	27 464	6 270	2 502
7011	Hotels and motels -----	81	90 286	27 162	6 203	2 388
7011 pt.	Hotels -----	19	61 469	20 461	4 675	1 613
7011 pt.	Hotels, 25 guestrooms or more -----	18	(D)	(D)	(D)	GG
7011 pt.	Hotels, less than 25 guestrooms -----	1	(D)	(D)	(D)	AA
7011 pt.	Motels, motor hotels, and tourist courts -----	62	28 817	6 701	1 528	775
7011 pt.	Motels, tourist courts -----	52	23 397	5 059	1 150	608
7011 pt.	Motor hotels -----	10	5 420	1 642	378	167
702, 3	Other lodging places -----	4	1 319	302	67	114
702	Rooming and boarding houses -----	2	(D)	(D)	(D)	CC
703	Camps and recreational vehicle parks -----	2	(D)	(D)	(D)	AA
72	Personal services -----	527	131 534	45 826	10 752	3 818
721	Laundry, cleaning, and garment services -----	176	59 177	20 608	4 901	1 611
7211	Power laundries, family and commercial* -----	8	910	317	89	38
7213	Linen supply* -----	2	(D)	(D)	(D)	CC
7215	Coin-operated laundries and drycleaning -----	29	6 274	1 304	317	105
7216	Drycleaning plants, except rug cleaning* -----	74	24 402	9 149	2 128	803
7217	Carpet and upholstery cleaning -----	31	4 617	1 765	391	177
7218	Industrial laundries* -----	5	16 990	5 986	1 438	316
7212, 9	Other laundry, cleaning, and garment services* -----	27	(D)	(D)	(D)	BB
7212	Garment pressing, and agents for laundries and drycleaners -----	9	(D)	(D)	(D)	BB
7219	Laundry and garment services, n.e.c.* -----	18	(D)	(D)	(D)	BB
722	Photographic studios, portrait -----	39	15 682	4 346	951	418
723, 4	Beauty and barber shops -----	142	16 750	7 161	1 752	698
723	Beauty shops -----	126	(D)	(D)	(D)	FF
724	Barber shops -----	16	(D)	(D)	(D)	BB
725	Shoe repair shops and shoeshine parlors -----	10	592	141	37	18
726	Funeral service and crematories -----	39	18 062	4 969	1 217	208
729	Miscellaneous personal services -----	121	21 271	8 601	1 894	865
7291	Tax return preparation services -----	41	9 001	4 262	906	391
7299	Miscellaneous personal services, n.e.c. -----	80	12 270	4 339	988	474
73	Business services -----	1 097	676 746	262 941	60 218	16 717
731	Advertising -----	84	34 072	12 805	3 152	475
7311	Advertising agencies -----	64	25 256	10 440	2 595	326
7312	Outdoor advertising services -----	4	4 861	1 143	265	48
7313	Radio, television, publishers' advertising representatives -----	5	1 152	343	76	22
7319	Advertising, n.e.c. -----	11	2 803	879	216	79
732	Consumer credit reporting agencies, mercantile reporting agencies, and adjustment and collection agencies -----	28	18 414	5 936	1 253	234
7322	Adjustment and collection services -----	20	10 541	4 927	1 023	188
7323	Credit reporting services -----	8	7 873	1 009	230	46
733	Mailing, reproduction, commercial art and photography, and stenographic services -----	109	66 375	18 946	4 274	1 051
7331	Direct mail advertising services -----	13	42 296	11 157	2 571	612
7334	Photocopying and duplicating services -----	15	9 010	2 063	456	157
7335, 6	Commercial photography, art, and graphics -----	50	10 480	4 009	858	180
7335	Commercial photography -----	11	1 787	623	156	37
7336	Commercial art and graphic design -----	39	8 693	3 386	702	143
7338	Secretarial and court reporting services -----	31	4 589	1 717	389	102
734	Services to dwellings and other buildings -----	215	48 104	22 773	5 210	2 522
7342	Disinfecting and pest control services -----	41	12 001	4 195	837	276
7349	Building cleaning and maintenance services, n.e.c. -----	174	36 103	18 578	4 373	2 246
735	Miscellaneous equipment rental and leasing -----	99	75 432	18 309	4 603	769
7352	Medical equipment rental and leasing -----	12	11 276	2 243	533	107
7353	Heavy construction equipment rental and leasing -----	9	3 324	735	162	29
7359	Equipment rental and leasing, n.e.c. -----	78	60 832	15 331	3 908	633
736	Personnel supply services -----	95	111 808	78 231	16 117	6 450
7361	Employment agencies -----	32	7 262	2 424	567	150
7363	Help supply services -----	63	104 546	75 807	15 550	6 300
7363 pt.	Temporary help supply -----	53	(D)	(D)	(D)	II
7363 pt.	Help supply, except temporary -----	10	(D)	(D)	(D)	EE
737	Computer programming, data processing, and other computer related services -----	201	194 736	63 267	15 304	1 961
7371, 2, 3	Computer programming, prepackaged software, and integrated systems -----	110	87 664	33 916	8 389	967
7371	Computer programming services -----	81	55 006	22 734	5 660	643
7372	Prepackaged software -----	17	(D)	(D)	(D)	CC
7373	Computer integrated systems -----	12	(D)	(D)	(D)	CC
7374, 5, 6	Data processing services -----	39	86 815	23 634	5 597	784
7374, 5	Computer processing, information retrieval -----	37	(D)	(D)	(D)	FF
7376	Computer facilities management services -----	2	(D)	(D)	(D)	AA
7377, 8, 9	Computer rental and leasing, maintenance, and related services, n.e.c. -----	52	20 257	5 717	1 318	210
7377	Computer rental and leasing -----	3	(D)	(D)	(D)	BB
7378	Computer maintenance and repair -----	33	12 762	3 925	889	141
7379	Computer related services, n.e.c. -----	16	(D)	(D)	(D)	BB

Table 7a. Summary Statistics for Firms Subject to Federal Income Tax for Metropolitan Areas: 1992 — Con.

[Includes only establishments with payroll. For meaning of abbreviations and symbols, see introductory text. For explanation of terms and comparability of 1987 and 1992 censuses, see appendix A. For definitions of CMSA's, MSA's, and PMSA's, see appendix D]

SIC code	Geographic area and kind of business or operation	Establishments (number)	Receipts (\$1,000)	Annual payroll (\$1,000)	First-quarter payroll (\$1,000)	Paid employees for pay period including March 12 (number)
TULSA, OK MSA — Con.						
73	Business services—Con.					
738	Miscellaneous business services	266	127 805	42 674	10 305	3 255
7381, 2	Detective agencies and protective services	59	28 514	15 464	3 791	1 656
7381	Detective, guard, and armored car services	48	19 126	12 077	2 987	1 497
7382	Security systems services	11	9 388	3 387	804	159
7383	News syndicates	2	(D)	(D)	(D)	AA
7384	Photofinishing laboratories*	30	6 367	1 634	418	122
7389	Business services, n.e.c.	175	(D)	(D)	(D)	GG
7389 pt.	Sign painting shops	7	(D)	(D)	(D)	AA
7389 pt.	Interior designing	20	5 482	1 105	246	51
7389 pt.	Telephone answering services	5	1 908	926	224	72
7389 pt.	Other business services	143	84 102	23 030	5 519	1 335
75	Automotive repair, services, and parking	539	174 249	39 422	9 031	2 400
751	Automotive rental and leasing, without drivers	37	43 238	5 568	1 337	336
7513	Truck rental and leasing, without drivers	13	(D)	(D)	(D)	BB
7514, 5	Passenger car rental and leasing	21	32 080	4 374	1 065	276
7514	Passenger car rental	19	(D)	(D)	(D)	EE
7515	Passenger car leasing	2	(D)	(D)	(D)	AA
7519	Utility trailer and recreational vehicle rental	3	(D)	(D)	(D)	AA
752	Automobile parking	35	(D)	(D)	(D)	CC
753	Automotive repair shops	385	100 242	26 557	5 937	1 376
7532	Top, body, and upholstery repair shops and paint shops	108	32 587	10 042	2 216	505
7532 pt.	Top and body repair shops	92	29 103	8 960	1 979	446
7532 pt.	Paint shops	16	3 484	1 082	237	59
7538	General automotive repair shops	176	33 706	8 683	1 909	473
7538 pt.	General automotive repair shops, except diesel	158	30 646	7 858	1 746	434
7538 pt.	Diesel repair shops	18	3 060	825	163	39
7533, 4, 6, 7, 9	Other automotive repair shops	101	33 949	7 832	1 812	398
7533	Automotive exhaust system repair shops	20	4 860	1 097	252	59
7534	Tire retreading and repair shops	7	9 143	1 371	343	59
7536	Automotive glass replacement shops	11	4 276	997	212	46
7537	Automotive transmission repair shops	20	4 539	1 134	276	72
7539	Automotive repair shops, n.e.c.	43	11 131	3 233	729	162
7539 pt.	Radiator repair	7	1 982	566	135	27
7539 pt.	Brake, front end, and wheel alignment	13	5 432	1 935	456	95
7539 pt.	Automotive electrical and fuel system services	14	2 587	501	98	25
7539 pt.	Other automotive repair shops, n.e.c.	9	1 130	231	40	15
754	Automotive services, except repair	82	(D)	(D)	(D)	EE
7542	Carwashes	32	(D)	(D)	(D)	CC
7549	Automotive services, except repair and carwashes	50	12 986	4 188	971	270
76	Miscellaneous repair services	235	122 697	36 296	9 018	1 619
762	Electrical repair shops	76	40 697	12 941	3 034	599
7622	Radio and television repair shops	18	5 275	1 703	428	94
7623, 9	Other electrical and electronic repair shops	58	35 422	11 238	2 606	505
7623	Refrigeration and air-conditioning service and repair shops	11	4 561	1 083	254	40
7629	Electrical and electronic repair shops, n.e.c.	47	30 861	10 155	2 352	465
763	Watch, clock, and jewelry repair	3	383	114	23	8
764	Reupholstery and furniture repair	15	2 921	1 076	286	76
769	Miscellaneous repair and related services	141	78 696	22 165	5 675	936
7692	Welding repair	23	10 974	3 668	1 211	148
7694	Armature rewinding shops	9	10 935	3 525	874	150
7699	Repair shops and related services, n.e.c.	109	56 787	14 972	3 590	638
78, 79, 84	Amusement and recreation services, including motion pictures and museums	277	117 087	29 599	6 330	2 554
781, 2	Motion picture production, distribution, and services	21	6 198	1 952	431	74
783	Motion picture theaters	21	20 658	2 875	648	360
7832	Motion picture theaters, except drive-in	19	(D)	(D)	(D)	EE
7833	Drive-in motion picture theaters	2	(D)	(D)	(D)	AA
784	Video tape rental	63	13 198	2 171	507	267
792	Theatrical producers (except motion picture), bands, orchestras, and entertainers	18	9 332	3 544	534	73
7922	Theatrical producers (except motion picture) and miscellaneous theatrical services	8	(D)	(D)	(D)	BB
7929	Bands, orchestras, actors, and other entertainers and entertainment groups	10	(D)	(D)	(D)	BB
793	Bowling centers	7	6 377	2 109	526	249
79 ex. 792, 3, 84	Commercial sports and other amusement and recreation services, including museums	147	61 324	16 948	3 684	1 531
794	Commercial sports	13	(D)	(D)	(D)	BB
7941	Professional sports clubs, managers, promoters	4	(D)	(D)	(D)	BB
7948	Racing, including track operation	9	2 497	369	68	39
79 ex. 792, 3, 4, 84	Other amusement and recreation services, including museums	134	(D)	(D)	(D)	GG
791	Dance studios, schools, and halls	17	1 227	285	70	65
7991	Physical fitness facilities	25	9 753	2 547	626	315
7992	Public golf courses	9	3 950	1 368	249	102
7993	Coin-operated amusement devices	13	5 823	1 086	261	68
7996	Amusement parks	3	(D)	(D)	(D)	BB
7997	Membership sports and recreation clubs	15	10 924	4 015	848	301
7999, 84	Amusement and recreation services, including museums, n.e.c.	52	(D)	(D)	(D)	FF
7999 pt.	Concession operators of amusement devices and rides	1	(D)	(D)	(D)	AA
7999 pt.	Carnivals, circuses, and fairs	1	(D)	(D)	(D)	BB
7999 pt., 84	Other recreation and amusements, including museums	50	(D)	(D)	(D)	EE

Table 7a. Summary Statistics for Firms Subject to Federal Income Tax for Metropolitan Areas: 1992 — Con.

[Includes only establishments with payroll. For meaning of abbreviations and symbols, see introductory text. For explanation of terms and comparability of 1987 and 1992 censuses, see appendix A. For definitions of CMSA's, MSA's, and PMSA's, see appendix D]

SIC code	Geographic area and kind of business or operation	Establishments (number)	Receipts (\$1,000)	Annual payroll (\$1,000)	First-quarter payroll (\$1,000)	Paid employees for pay period including March 12 (number)
TULSA, OK MSA — Con.						
80	Health services	1 368	950 033	425 361	89 902	14 274
801	Offices and clinics of doctors of medicine	495	431 689	230 628	46 302	4 032
8011 pt.	Offices of doctors of medicine	474	405 199	215 831	42 813	3 639
8011 pt.	General medical clinics	21	26 490	14 797	3 489	393
802	Offices and clinics of dentists	319	98 032	33 716	7 200	1 459
803	Offices and clinics of doctors of osteopathy	135	58 619	22 686	4 262	611
804	Offices and clinics of other health practitioners	252	55 751	14 793	3 242	771
8041	Offices and clinics of chiropractors	100	23 808	5 663	1 363	261
8042	Offices and clinics of optometrists	69	15 510	3 088	710	224
8043	Offices and clinics of podiatrists	14	2 652	570	96	36
8049	Offices and clinics of health practitioners, n.e.c.	69	13 781	5 472	1 073	250
805	Nursing and personal care facilities	62	91 730	42 253	9 798	4 019
8051	Skilled nursing care facilities	25	(D)	(D)	(D)	GG
8052	Intermediate care facilities	31	44 982	20 322	4 839	1 971
8059	Nursing and personal care facilities, n.e.c.	6	(D)	(D)	(D)	CC
806	Hospitals	7	101 453	36 220	8 571	1 598
8062	General medical and surgical hospitals	3	(D)	(D)	(D)	FF
8063, 9	Specialty hospitals	4	(D)	(D)	(D)	FF
807, 8, 9	Other health services	98	112 759	45 065	10 527	1 784
807	Medical and dental laboratories	51	50 401	21 287	5 234	665
8071	Medical laboratories	26	42 548	17 815	4 471	504
8072	Dental laboratories	25	7 853	3 472	763	161
808	Home health care services	24	(D)	(D)	(D)	FF
809	Miscellaneous health and allied services, n.e.c.	23	(D)	(D)	(D)	EE
8092	Kidney dialysis centers	1	(D)	(D)	(D)	BB
8093	Specialty outpatient facilities, n.e.c.	10	11 521	4 363	1 156	229
8099	Health and allied services, n.e.c.	12	(D)	(D)	(D)	CC
81	Legal services	563	282 894	124 306	24 742	3 023
823, 4, 9	Selected educational services	54	45 312	17 535	4 287	647
823	Libraries	—	—	—	—	—
824	Vocational schools	21	31 771	14 087	3 560	397
829	Schools and educational services, n.e.c.	33	13 541	3 448	727	250
83	Social services	220	53 192	23 712	5 739	3 233
835	Child day care services	174	27 643	11 961	2 900	1 668
832, 3, 6, 9	Other social services	46	25 549	11 751	2 839	1 565
87 ex. 8733	Engineering, accounting, research, management, and related services (except noncommercial research organizations)	871	561 031	231 736	54 839	7 401
871	Engineering, architectural, and surveying services	269	294 997	126 000	31 165	3 209
8711	Engineering services	192	255 136	109 725	27 230	2 692
8712	Architectural services	58	35 357	13 976	3 331	397
8713	Surveying services	19	4 504	2 299	604	120
872	Accounting, auditing, and bookkeeping services	329	119 736	41 781	10 252	1 893
873 ex. 8733	Research, development, and testing services (except noncommercial research organizations)	51	43 874	17 839	3 261	695
8731	Commercial physical and biological research	4	(D)	(D)	(D)	AA
8732	Commercial economic, sociological, and educational research	17	(D)	(D)	(D)	EE
8734	Testing laboratories	30	36 047	14 978	2 558	404
874	Management and public relations services	222	102 424	46 116	10 161	1 604
8741	Management services	71	41 120	19 465	4 478	711
8742	Management consulting services	102	46 189	21 918	4 594	654
8743	Public relations services	19	(D)	(D)	(D)	BB
8744	Facilities support management services	7	(D)	(D)	(D)	CC
8748	Business consulting services, n.e.c.	23	7 060	1 592	331	61
89	Services, n.e.c.	50	22 522	7 887	1 924	335

Table 7b. **Summary Statistics for Firms Exempt From Federal Income Tax for Metropolitan Areas: 1992**

[Includes only establishments with payroll. For meaning of abbreviations and symbols, see introductory text. For explanation of terms and comparability of 1987 and 1992 censuses, see appendix A. For definitions of CMSA's, MSA's, and PMSA's, see appendix D]

SIC code	Geographic area and kind of business or operation	Establishments (number)	Revenue (\$1,000)	Annual payroll (\$1,000)	First-quarter payroll (\$1,000)	Paid employees for pay period including March 12 (number)
ENID, OK MSA						
	Total	49	44 048	15 555	3 734	1 000
7032, 704	Camps and membership lodging	—	—	—	—	—
792, 7991 pt., 7997, 7999 pt., 84	Selected amusement, recreation, and related services	2	(D)	(D)	(D)	BB
8011 pt.; 8021 pt.; 805, 6, 8, 9	Selected health services	6	32 176	11 734	2 839	665
8111 pt.	Legal aid societies and similar legal services	—	—	—	—	—
823, 4, 9	Selected educational services	1	(D)	(D)	(D)	AA
83	Social services	18	5 885	1 921	465	161
835	Child day care services	4	285	156	36	25
832, 3, 6, 9	Other social services	14	5 600	1 765	429	136
861, 2, 4, 9	Selected membership organizations	22	(D)	(D)	(D)	CC
873, 4 ex. 8744	Research, testing, and consulting services, except facilities support management services	—	—	—	—	—
FORT SMITH, AR—OK MSA						
	Total	135	241 885	88 737	20 037	4 602
7032, 704	Camps and membership lodging	—	—	—	—	—
792, 7991 pt., 7997, 7999 pt., 84	Selected amusement, recreation, and related services	14	9 120	2 028	431	172
8011 pt.; 8021 pt.; 805, 6, 8, 9	Selected health services	15	(D)	(D)	(D)	HH
8111 pt.	Legal aid societies and similar legal services	1	(D)	(D)	(D)	AA
823, 4, 9	Selected educational services	2	(D)	(D)	(D)	AA
83	Social services	54	17 875	7 623	1 744	618
835	Child day care services	3	535	313	79	43
832, 3, 6, 9	Other social services	51	17 340	7 310	1 665	575
861, 2, 4, 9	Selected membership organizations	48	(D)	(D)	(D)	CC
873, 4 ex. 8744	Research, testing, and consulting services, except facilities support management services	1	(D)	(D)	(D)	AA
LAWTON, OK MSA						
	Total	71	151 557	75 758	18 749	3 095
7032, 704	Camps and membership lodging	1	(D)	(D)	(D)	AA
792, 7991 pt., 7997, 7999 pt., 84	Selected amusement, recreation, and related services	2	(D)	(D)	(D)	AA
8011 pt.; 8021 pt.; 805, 6, 8, 9	Selected health services	6	135 874	70 826	17 543	2 557
8111 pt.	Legal aid societies and similar legal services	1	(D)	(D)	(D)	AA
823, 4, 9	Selected educational services	1	(D)	(D)	(D)	AA
83	Social services	27	6 514	2 559	623	304
835	Child day care services	7	781	432	101	74
832, 3, 6, 9	Other social services	20	5 733	2 127	522	230
861, 2, 4, 9	Selected membership organizations	32	8 435	2 041	500	203
873, 4 ex. 8744	Research, testing, and consulting services, except facilities support management services	1	(D)	(D)	(D)	AA

SERVICE INDUSTRIES—GEOGRAPHIC AREA SERIES

OKLAHOMA OK—59

Table 7b. Summary Statistics for Firms Exempt From Federal Income Tax for Metropolitan Areas: 1992—Con.

[Includes only establishments with payroll. For meaning of abbreviations and symbols, see introductory text. For explanation of terms and comparability of 1987 and 1992 censuses, see appendix A. For definitions of CMSA's, MSA's, and PMSA's, see appendix D]

SIC code	Geographic area and kind of business or operation	Establishments (number)	Revenue (\$1,000)	Annual payroll (\$1,000)	First-quarter payroll (\$1,000)	Paid employees for pay period including March 12 (number)
OKLAHOMA CITY, OK MSA						
	Total	855	1 655 743	654 719	149 322	31 362
7032, 704	Camps and membership lodging	21	(D)	(D)	(D)	BB
792, 7991 pt., 7997, 7999 pt., 84	Selected amusement, recreation, and related services	39	30 834	11 220	2 654	1 038
8011 pt.; 8021 pt.; 805, 6, 8, 9	Selected health services	94	1 240 621	544 238	123 147	23 279
8011 pt., 8021 pt., 805	Clinics of doctors of medicine and dentists	12	13 121	6 067	1 559	350
806	Nursing and personal care facilities	12	23 638	12 485	2 941	979
8062	Hospitals	24	1 155 427	504 556	113 650	20 917
8063, 9	General medical and surgical hospitals	19	1 089 266	466 758	104 303	19 472
	Specialty hospitals	5	66 161	37 798	9 347	1 445
808, 9	Other health services	46	48 435	21 130	4 997	1 033
8111 pt.	Legal aid societies and similar legal services	5	(D)	(D)	(D)	BB
823, 4, 9	Selected educational services	20	7 583	2 945	716	195
83	Social services	312	136 868	47 868	11 307	4 340
835	Child day care services	81	10 294	5 900	1 405	700
832, 3, 6, 9	Other social services	231	126 574	41 968	9 902	3 640
832	Individual and family social services	98	32 017	13 560	3 232	1 082
833	Job training and vocational rehabilitation services	15	14 443	6 898	1 570	1 051
836	Residential care	36	22 481	8 697	2 116	817
839	Social services, n.e.c.	82	57 633	12 813	2 984	690
861, 2, 4, 9	Selected membership organizations	346	196 187	36 376	8 556	2 021
861	Business associations	72	104 416	11 730	2 808	547
864	Civic, social, and fraternal associations	155	36 130	9 139	1 911	666
862, 9	Other membership organizations	119	55 641	15 507	3 837	808
873, 4 ex. 8744	Research, testing, and consulting services, except facilities support management services	18	37 261	10 026	2 433	347
873	Research, development, and testing services	12	(D)	(D)	(D)	EE
874 ex. 8744	Management and public relations services, except facilities support management services	6	(D)	(D)	(D)	AA
TULSA, OK MSA						
	Total	507	1 025 248	420 989	100 231	20 359
7032, 704	Camps and membership lodging	6	(D)	(D)	(D)	AA
792, 7991 pt., 7997, 7999 pt., 84	Selected amusement, recreation, and related services	38	28 414	11 826	3 067	785
8011 pt.; 8021 pt.; 805, 6, 8, 9	Selected health services	42	792 340	338 221	80 115	14 677
8011 pt., 8021 pt., 805	Clinics of doctors of medicine and dentists	3	(D)	(D)	(D)	EE
806	Nursing and personal care facilities	5	(D)	(D)	(D)	EE
8062	Hospitals	14	737 680	312 129	73 687	13 450
8063, 9	General medical and surgical hospitals	11	(D)	(D)	(D)	JJ
	Specialty hospitals	3	(D)	(D)	(D)	FF
808, 9	Other health services	20	22 238	10 237	2 572	580
8111 pt.	Legal aid societies and similar legal services	2	(D)	(D)	(D)	AA
823, 4, 9	Selected educational services	10	1 045	434	103	24
83	Social services	212	115 409	43 777	10 571	3 366
835	Child day care services	26	4 907	2 900	744	331
832, 3, 6, 9	Other social services	186	110 502	40 877	9 827	3 035
832	Individual and family social services	104	31 938	15 791	3 747	980
833	Job training and vocational rehabilitation services	16	11 435	6 993	1 707	765
836	Residential care	23	18 071	9 891	2 473	800
839	Social services, n.e.c.	43	49 058	8 202	1 900	490
861, 2, 4, 9	Selected membership organizations	186	84 792	25 569	6 112	1 446
861	Business associations	43	15 576	5 362	1 284	213
864	Civic, social, and fraternal associations	90	31 851	9 980	2 319	707
862, 9	Other membership organizations	53	37 365	10 227	2 509	526
873, 4 ex. 8744	Research, testing, and consulting services, except facilities support management services	11	1 671	577	131	25
873	Research, development, and testing services	6	1 080	316	82	18
874 ex. 8744	Management and public relations services, except facilities support management services	5	591	261	49	7

OK-60 OKLAHOMA

SERVICE INDUSTRIES—GEOGRAPHIC AREA SERIES

Table 8a. Summary Statistics for Firms Subject to Federal Income Tax for the Area Outside Metropolitan Areas: 1992

[Includes only establishments with payroll. For meaning of abbreviations and symbols, see introductory text. For explanation of terms and comparability of 1987 and 1992 censuses, see appendix A. For definitions of CMSA's, MSA's, and PMSA's, see appendix D]

SIC code	Kind of business or operation	Establishments (number)	Receipts (\$1,000)	Annual payroll (\$1,000)	First-quarter payroll (\$1,000)	Paid employees for pay period including March 12 (number)
Total		6 216	1 829 324	647 208	145 223	48 083
70 ex. 704	Hotels, rooming houses, camps, and other lodging places (except membership lodging)	275	(D)	(D)	(D)	HH
7011	Hotels and motels	236	(D)	(D)	(D)	HH
7011 pt.	Hotels	33	(D)	(D)	(D)	FF
7011 pt.	Hotels, 25 guestrooms or more	21	(D)	(D)	(D)	FF
7011 pt.	Hotels, less than 25 guestrooms	12	(D)	(D)	(D)	BB
7011 pt.	Motels, motor hotels, and tourist courts	203	(D)	(D)	(D)	GG
7011 pt.	Motels, tourist courts	171	47 334	10 549	2 425	1 552
7011 pt.	Motor hotels	32	(D)	(D)	(D)	FF
702, 3	Other lodging places	39	(D)	(D)	(D)	CC
702	Rooming and boarding houses	8	(D)	(D)	(D)	BB
703	Camps and recreational vehicle parks	31	(D)	(D)	(D)	BB
72	Personal services	708	125 654	35 186	8 537	3 223
721	Laundry, cleaning, and garment services	177	36 794	13 095	3 157	1 240
7211	Power laundries, family and commercial*	17	6 073	2 458	594	224
7213	Linen supply*	7	6 422	2 968	689	177
7215	Coin-operated laundries and drycleaning	38	(D)	(D)	(D)	CC
7216	Drycleaning plants, except rug cleaning	85	(D)	(D)	(D)	EE
7217	Carpet and upholstery cleaning	13	(D)	(D)	(D)	BB
7218	Industrial launderers*	4	(D)	(D)	(D)	CC
7212, 9	Other laundry, cleaning, and garment services*	13	3 609	1 462	383	131
7212	Garment pressing, and agents for laundries and drycleaners	4	(D)	(D)	(D)	BB
7219	Laundry and garment services, n.e.c.*	9	(D)	(D)	(D)	BB
722	Photographic studios, portrait	37	(D)	(D)	(D)	CC
723, 4	Beauty and barber shops	148	(D)	(D)	(D)	EE
723	Beauty shops	138	(D)	(D)	(D)	EE
724	Barber shops	10	(D)	(D)	(D)	BB
725	Shoe repair shops and shoeshine parlors	8	(D)	(D)	(D)	AA
726	Funeral service and crematories	166	(D)	(D)	(D)	FF
729	Miscellaneous personal services	172	12 493	3 289	1 066	567
7291	Tax return preparation services	76	5 886	1 367	614	351
7299	Miscellaneous personal services, n.e.c.	96	6 607	1 922	452	216
73	Business services	605	227 466	95 921	19 812	9 327
731	Advertising	23	(D)	(D)	(D)	BB
7311	Advertising agencies	11	(D)	(D)	(D)	AA
7312	Outdoor advertising services	5	(D)	(D)	(D)	BB
7313	Radio, television, publishers' advertising representatives	4	(D)	(D)	(D)	BB
7319	Advertising, n.e.c.	3	(D)	(D)	(D)	AA
732	Consumer credit reporting agencies, mercantile reporting agencies, and adjustment and collection agencies	35	(D)	(D)	(D)	CC
7322	Adjustment and collection services	24	(D)	(D)	(D)	CC
7323	Credit reporting services	11	(D)	(D)	(D)	BB
733	Mailing, reproduction, commercial art and photography, and stenographic services	32	(D)	(D)	(D)	CC
7331	Direct mail advertising services	-	-	-	-	-
7334	Photocopying and duplicating services	9	(D)	(D)	(D)	BB
7335, 6	Commercial photography, art, and graphics	12	(D)	(D)	(D)	BB
7335	Commercial photography	2	(D)	(D)	(D)	AA
7336	Commercial art and graphic design	10	(D)	(D)	(D)	BB
7338	Secretarial and court reporting services	11	(D)	(D)	(D)	BB
734	Services to dwellings and other buildings	146	31 174	11 442	2 314	1 010
7342	Disinfecting and pest control services	51	9 761	3 106	638	199
7349	Building cleaning and maintenance services, n.e.c.	95	21 413	8 336	1 676	811
735	Miscellaneous equipment rental and leasing	117	34 037	8 709	2 181	541
7352	Medical equipment rental and leasing	19	(D)	(D)	(D)	BB
7353	Heavy construction equipment rental and leasing	11	(D)	(D)	(D)	BB
7359	Equipment rental and leasing, n.e.c.	87	24 472	6 635	1 709	410
736	Personnel supply services	35	(D)	(D)	(D)	II
7361	Employment agencies	8	2 053	595	155	53
7363	Help supply services	27	(D)	(D)	(D)	II
7363 pt.	Temporary help supply	17	(D)	(D)	(D)	GG
7363 pt.	Help supply, except temporary	10	(D)	(D)	(D)	HH
737	Computer programming, data processing, and other computer related services	60	(D)	(D)	(D)	EE
7371, 2, 3	Computer programming, prepackaged software, and integrated systems	28	(D)	(D)	(D)	CC
7371	Computer programming services	17	(D)	(D)	(D)	CC
7372	Prepackaged software	4	(D)	(D)	(D)	BB
7373	Computer integrated systems	7	(D)	(D)	(D)	BB
7374, 5, 6	Data processing services	17	(D)	(D)	(D)	BB
7374, 5	Computer processing, information retrieval	16	(D)	(D)	(D)	BB
7376	Computer facilities management services	1	(D)	(D)	(D)	AA
7377, 8, 9	Computer rental and leasing, maintenance, and related services, n.e.c.	15	(D)	(D)	(D)	BB
7377	Computer rental and leasing	-	-	-	-	-
7378	Computer maintenance and repair	3	(D)	(D)	(D)	AA
7379	Computer related services, n.e.c.	12	(D)	(D)	(D)	BB

Table 8a. Summary Statistics for Firms Subject to Federal Income Tax for the Area Outside Metropolitan Areas: 1992 — Con.

[Includes only establishments with payroll. For meaning of abbreviations and symbols, see introductory text. For explanation of terms and comparability of 1987 and 1992 censuses, see appendix A. For definitions of CMSA's, MSA's, and PMSA's, see appendix D]

SIC code	Kind of business or operation	Establishments (number)	Receipts (\$1,000)	Annual payroll (\$1,000)	First-quarter payroll (\$1,000)	Paid employees for pay period including March 12 (number)
73	Business services—Con.					
738	Miscellaneous business services -----	157	54 567	11 181	2 626	922
7381, 2	Detective agencies and protective services -----	30	(D)	(D)	(D)	CC
7381	Detective, guard, and armored car services -----	24	(D)	(D)	(D)	CC
7382	Security systems services -----	6	(D)	(D)	(D)	BB
7383	News syndicates -----	—	—	—	—	—
7384	Photofinishing laboratories* -----	17	(D)	(D)	(D)	BB
7389	Business services, n.e.c. -----	110	44 243	7 252	1 611	584
7389 pt.	Sign painting shops -----	5	(D)	(D)	(D)	AA
7389 pt.	Interior designing -----	9	(D)	(D)	(D)	BB
7389 pt.	Telephone answering services -----	15	(D)	(D)	(D)	BB
7389 pt.	Other business services -----	81	37 914	6 437	1 399	483
75	Automotive repair, services, and parking -----	586	111 240	21 735	5 152	1 620
751	Automotive rental and leasing, without drivers -----	16	(D)	(D)	(D)	BB
7513	Truck rental and leasing, without drivers -----	8	(D)	(D)	(D)	BB
7514, 5	Passenger car rental and leasing -----	7	(D)	(D)	(D)	BB
7514	Passenger car rental -----	7	(D)	(D)	(D)	BB
7515	Passenger car leasing -----	—	—	—	—	—
7519	Utility trailer and recreational vehicle rental -----	1	(D)	(D)	(D)	AA
752	Automobile parking -----	2	(D)	(D)	(D)	AA
753	Automotive repair shops -----	501	(D)	(D)	(D)	GG
7532	Top, body, and upholstery repair shops and paint shops -----	139	30 293	6 445	1 463	449
7532 pt.	Top and body repair shops -----	125	27 987	5 964	1 383	420
7532 pt.	Paint shops -----	14	2 306	481	80	29
7538	General automotive repair shops -----	256	46 010	8 426	2 068	609
7538 pt.	General automotive repair shops, except diesel -----	214	37 581	6 771	1 667	509
7538 pt.	Diesel repair shops -----	42	8 429	1 655	401	100
7533, 4, 6, 7, 9	Other automotive repair shops -----	106	(D)	(D)	(D)	EE
7533	Automotive exhaust system repair shops -----	19	(D)	(D)	(D)	BB
7534	Tire retreading and repair shops -----	9	(D)	(D)	(D)	BB
7536	Automotive glass replacement shops -----	14	(D)	(D)	(D)	BB
7537	Automotive transmission repair shops -----	23	3 063	732	193	52
7539	Automotive repair shops, n.e.c. -----	41	5 640	1 377	309	109
7539 pt.	Radiator repair -----	16	(D)	(D)	(D)	BB
7539 pt.	Brake, front end, and wheel alignment -----	13	(D)	(D)	(D)	BB
7539 pt.	Automotive electrical and fuel system services -----	8	(D)	(D)	(D)	BB
7539 pt.	Other automotive repair shops, n.e.c. -----	4	(D)	(D)	(D)	AA
754	Automotive services, except repair -----	67	(D)	(D)	(D)	CC
7542	Carwashes -----	36	(D)	(D)	(D)	CC
7549	Automotive services, except repair and carwashes -----	31	5 155	1 119	263	92
76	Miscellaneous repair services -----	297	62 826	14 351	3 222	1 016
762	Electrical repair shops -----	69	(D)	(D)	(D)	CC
7622	Radio and television repair shops -----	18	(D)	(D)	(D)	BB
7623, 9	Other electrical and electronic repair shops -----	51	(D)	(D)	(D)	CC
7623	Refrigeration and air-conditioning service and repair shops -----	19	(D)	(D)	(D)	BB
7629	Electrical and electronic repair shops, n.e.c. -----	32	6 574	1 934	442	146
763	Watch, clock, and jewelry repair -----	9	(D)	(D)	(D)	AA
764	Reupholstery and furniture repair -----	15	(D)	(D)	(D)	BB
769	Miscellaneous repair and related services -----	204	47 039	10 638	2 429	738
7692	Welding repair -----	63	(D)	(D)	(D)	CC
7694	Armature rewinding shops -----	15	(D)	(D)	(D)	BB
7699	Repair shops and related services, n.e.c. -----	126	31 431	6 797	1 494	451
78, 79, 84	Amusement and recreation services, including motion pictures and museums -----	411	(D)	(D)	(D)	HH
781, 2	Motion picture production, distribution, and services -----	2	(D)	(D)	(D)	AA
783	Motion picture theaters -----	38	(D)	(D)	(D)	CC
7832	Motion picture theaters, except drive-in -----	37	(D)	(D)	(D)	CC
7833	Drive-in motion picture theaters -----	1	(D)	(D)	(D)	AA
784	Video tape rental -----	115	(D)	(D)	(D)	EE
792	Theatrical producers (except motion picture), bands, orchestras, and entertainers -----	11	(D)	(D)	(D)	CC
7922	Theatrical producers (except motion picture) and miscellaneous theatrical services -----	5	(D)	(D)	(D)	BB
7929	Bands, orchestras, actors, and other entertainers and entertainment groups -----	6	(D)	(D)	(D)	BB
793	Bowling centers -----	29	6 334	1 772	492	296
79 ex. 792, 3, 84	Commercial sports and other amusement and recreation services, including museums -----	216	(D)	(D)	(D)	GG
794	Commercial sports -----	15	(D)	(D)	(D)	BB
7941	Professional sports clubs, managers, promoters -----	2	(D)	(D)	(D)	AA
7948	Racing, including track operation -----	13	(D)	(D)	(D)	BB
79 ex. 792, 3, 4, 84	Other amusement and recreation services, including museums -----	201	(D)	(D)	(D)	GG
791	Dance studios, schools, and halls -----	9	475	84	27	24
7991	Physical fitness facilities -----	27	1 986	626	163	141
7992	Public golf courses -----	20	(D)	(D)	(D)	CC
7993	Coin-operated amusement devices -----	18	(D)	(D)	(D)	BB
7996	Amusement parks -----	2	(D)	(D)	(D)	AA
7997	Membership sports and recreation clubs -----	29	13 124	4 463	7 317	268
7999, 84	Amusement and recreation services, including museums, n.e.c. -----	96	60 020	6 636	1 303	964
7999 pt.	Concession operators of amusement devices and rides -----	4	(D)	(D)	(D)	AA
7999 pt.	Carnivals, circuses, and fairs -----	2	(D)	(D)	(D)	BB
7999 pt., 84	Other recreation and amusements, including museums -----	90	(D)	(D)	(D)	FF

Table 8a. Summary Statistics for Firms Subject to Federal Income Tax for the Area Outside Metropolitan Areas: 1992 — Con.

[Includes only establishments with payroll. For meaning of abbreviations and symbols, see introductory text. For explanation of terms and comparability of 1987 and 1992 censuses, see appendix A. For definitions of CMSA's, MSA's, and PMSA's, see appendix D]

SIC code	Kind of business or operation	Establishments (number)	Receipts (\$1,000)	Annual payroll (\$1,000)	First-quarter payroll (\$1,000)	Paid employees for pay period including March 12 (number)
80	Health services	1 691	770 197	326 695	72 560	20 515
801	Offices and clinics of doctors of medicine	562	252 124	114 105	23 244	3 331
8011 pt.	Offices of doctors of medicine	554	247 654	112 176	22 745	3 280
8011 pt.	General medical clinics	8	4 470	1 929	499	51
802	Offices and clinics of dentists	375	90 058	29 235	6 723	1 648
803	Offices and clinics of doctors of osteopathy	101	(D)	(D)	(D)	EE
804	Offices and clinics of other health practitioners	300	60 681	15 544	3 492	946
8041	Offices and clinics of chiropractors	116	18 506	4 242	944	285
8042	Offices and clinics of optometrists	141	32 402	7 344	1 666	473
8043	Offices and clinics of podiatrists	10	2 028	719	168	37
8049	Offices and clinics of health practitioners, n.e.c.	33	7 745	3 239	714	151
805	Nursing and personal care facilities	241	(D)	(D)	(D)	JJ
8051	Skilled nursing care facilities	94	90 519	42 892	10 278	4 362
8052	Intermediate care facilities	134	143 305	69 428	16 884	7 149
8059	Nursing and personal care facilities, n.e.c.	13	(D)	(D)	(D)	EE
806	Hospitals	6	(D)	(D)	(D)	FF
8062	General medical and surgical hospitals	3	(D)	(D)	(D)	EE
8063, 9	Specialty hospitals	3	(D)	(D)	(D)	CC
807, 8, 9	Other health services	106	61 110	29 643	6 143	1 639
807	Medical and dental laboratories	35	(D)	(D)	(D)	CC
8071	Medical laboratories	19	(D)	(D)	(D)	CC
8072	Dental laboratories	16	(D)	(D)	(D)	BB
808	Home health care services	46	(D)	(D)	(D)	GG
809	Miscellaneous health and allied services, n.e.c.	25	(D)	(D)	(D)	CC
8092	Kidney dialysis centers	1	(D)	(D)	(D)	AA
8093	Specialty outpatient facilities, n.e.c.	20	(D)	(D)	(D)	CC
8099	Health and allied services, n.e.c.	4	(D)	(D)	(D)	AA
81	Legal services	585	140 755	34 522	8 016	1 572
823, 4, 9	Selected educational services	16	(D)	(D)	(D)	CC
823	Libraries	—	—	—	—	—
824	Vocational schools	3	(D)	(D)	(D)	BB
829	Schools and educational services, n.e.c.	13	(D)	(D)	(D)	BB
83	Social services	367	(D)	(D)	(D)	GG
835	Child day care services	283	17 821	7 147	1 712	1 226
832, 3, 6, 9	Other social services	84	(D)	(D)	(D)	FF
87 ex. 8733	Engineering, accounting, research, management, and related services (except noncommercial research organizations)	644	137 041	58 628	14 701	3 225
871	Engineering, architectural, and surveying services	107	(D)	(D)	(D)	GG
8711	Engineering services	62	44 309	24 599	6 028	847
8712	Architectural services	14	(D)	(D)	(D)	BB
8713	Surveying services	31	(D)	(D)	(D)	CC
872	Accounting, auditing, and bookkeeping services	415	(D)	(D)	(D)	GG
873 ex. 8733	Research, development, and testing services (except noncommercial research organizations)	20	(D)	(D)	(D)	CC
8731	Commercial physical and biological research	7	(D)	(D)	(D)	AA
8732	Commercial economic, sociological, and educational research	1	(D)	(D)	(D)	AA
8734	Testing laboratories	12	(D)	(D)	(D)	CC
874	Management and public relations services	102	(D)	(D)	(D)	EE
8741	Management services	35	8 528	2 453	612	104
8742	Management consulting services	38	9 071	2 751	819	181
8743	Public relations services	4	(D)	(D)	(D)	AA
8744	Facilities support management services	1	(D)	(D)	(D)	AA
8748	Business consulting services, n.e.c.	24	(D)	(D)	(D)	CC
89	Services, n.e.c.	31	(D)	(D)	(D)	CC

Table 8b. Summary Statistics for Firms Exempt From Federal Income Tax for the Area Outside Metropolitan Areas: 1992

[Includes only establishments with payroll. For meaning of abbreviations and symbols, see introductory text. For explanation of terms and comparability of 1987 and 1992 censuses, see appendix A. For definitions of CMSA's, MSA's, and PMSA's, see appendix D]

SIC code	Kind of business or operation	Establishments (number)	Revenue (\$1,000)	Annual payroll (\$1,000)	First-quarter payroll (\$1,000)	Paid employees for pay period including March 12 (number)
	Total	1 053	(D)	(D)	(D)	KK
7032, 704	Camps and membership lodging	30	(D)	(D)	(D)	CC
7032	Sporting and recreational camps	9	1 942	628	96	54
704	Organization hotels and lodging houses, on membership basis	21	(D)	(D)	(D)	BB

Table 8b. Summary Statistics for Firms Exempt From Federal Income Tax for the Area Outside Metropolitan Areas: 1992 —Con.

[Includes only establishments with payroll. For meaning of abbreviations and symbols, see introductory text. For explanation of terms and comparability of 1987 and 1992 censuses, see appendix A. For definitions of CMSA's, MSA's, and PMSA's, see appendix D]

SIC code	Kind of business or operation	Establishments (number)	Revenue (\$1,000)	Annual payroll (\$1,000)	First-quarter payroll (\$1,000)	Paid employees for pay period including March 12 (number)
792, 7991 pt., 7997, 7999 pt., 84	Selected amusement, recreation, and related services -----	48	(D)	(D)	(D)	FF
792	Theatrical producers (except motion picture), bands, orchestras, and entertainers -----	6	(D)	(D)	(D)	AA
7922	Theatrical producers (except motion picture) and miscellaneous theatrical services -----	3	490	28	6	5
7922 pt.	Producers of live theatrical productions -----	3	490	28	6	5
7922 pt.	Producers of radio and television shows, except tape -----	—	—	—	—	—
7922 pt.	Artists' and entertainers' managers or agents, concert bureaus, booking agents -----	—	—	—	—	—
7922 pt.	Other theatrical services -----	—	—	—	—	—
7929	Bands, orchestras, actors, and other entertainers and entertainment groups -----	3	(D)	(D)	(D)	AA
7929 pt.	Dance groups and artists -----	—	—	—	—	—
7929 pt.	Symphony orchestras, opera companies, and chamber music organizations -----	1	(D)	(D)	(D)	AA
7929 pt.	Other music groups and artists -----	2	(D)	(D)	(D)	AA
7929 pt.	Other entertainers and entertainment groups -----	—	—	—	—	—
7991 pt., 7997	Gymnasiums, athletic clubs, and membership sports and recreation clubs -----	29	15 000	5 886	1 244	464
7991 pt.	Gymnasiums and athletic clubs -----	—	—	—	—	—
7997	Membership sports and recreation clubs -----	29	15 000	5 886	1 244	464
7999 pt.	Fairs -----	1	(D)	(D)	(D)	AA
84	Museums, art galleries, and botanical and zoological gardens -----	12	2 639	715	106	45
841	Museums and art galleries -----	12	2 639	715	106	45
842	Arboreta and botanical or zoological gardens -----	—	—	—	—	—
8011 pt., 8021 pt., 805, 6, 8, 9	Selected health services -----	132	(D)	(D)	(D)	JJ
8011 pt., 8021 pt.	Clinics of doctors of medicine and dentists -----	2	(D)	(D)	(D)	BB
8011 pt.	General medical clinics -----	2	(D)	(D)	(D)	BB
8021 pt.	Dental clinics -----	—	—	—	—	—
805	Nursing and personal care facilities -----	20	(D)	(D)	(D)	FF
8051	Skilled nursing care facilities -----	6	(D)	(D)	(D)	EE
8052	Intermediate care facilities -----	13	10 157	5 843	1 446	562
8059	Nursing and personal care facilities, n.e.c. -----	1	(D)	(D)	(D)	AA
806	Hospitals -----	83	(D)	(D)	(D)	JJ
8062	General medical and surgical hospitals -----	78	707 272	303 404	73 215	15 009
8062 pt.	General medical and surgical hospitals, nongovernment -----	23	283 569	111 463	26 938	5 720
8062 pt.	General medical and surgical hospitals, government -----	55	423 703	191 941	46 277	9 289
8063, 9	Specialty hospitals -----	5	(D)	(D)	(D)	GG
8063	Psychiatric hospitals -----	3	(D)	(D)	(D)	GG
8063 pt.	Psychiatric hospitals, nongovernment -----	—	—	—	—	—
8063 pt.	Psychiatric hospitals, government -----	3	(D)	(D)	(D)	GG
8069	Specialty hospitals, except psychiatric -----	2	(D)	(D)	(D)	CC
8069 pt.	Specialty hospitals, except psychiatric; nongovernment -----	1	(D)	(D)	(D)	BB
8069 pt.	Specialty hospitals, except psychiatric; government -----	1	(D)	(D)	(D)	BB
808, 9	Other health services -----	27	(D)	(D)	(D)	EE
808	Home health care services -----	3	(D)	(D)	(D)	BB
809	Miscellaneous health and allied services, n.e.c. -----	24	(D)	(D)	(D)	CC
8092	Kidney dialysis centers -----	—	—	—	—	—
8093	Specialty outpatient facilities, n.e.c. -----	20	9 210	3 972	931	207
8099	Health and allied services, n.e.c. -----	4	(D)	(D)	(D)	BB
8111 pt.	Legal aid societies and similar legal services -----	10	(D)	(D)	(D)	BB
823, 4, 9	Selected educational services -----	14	(D)	(D)	(D)	CC
823	Libraries -----	2	(D)	(D)	(D)	AA
824	Vocational schools -----	1	(D)	(D)	(D)	AA
8243	Data processing schools -----	—	—	—	—	—
8244	Business and secretarial schools -----	—	—	—	—	—
8249	Vocational schools, n.e.c. -----	1	(D)	(D)	(D)	AA
829	Schools and educational services, n.e.c. -----	11	(D)	(D)	(D)	CC
83	Social services -----	436	144 931	57 989	14 038	6 438
835	Child day care services -----	84	12 693	6 868	1 765	847
832, 3, 6, 9	Other social services -----	352	132 238	51 121	12 273	5 591
832	Individual and family social services -----	177	47 855	23 919	5 761	2 214
833	Job training and vocational rehabilitation services -----	43	(D)	(D)	(D)	GG
836	Residential care -----	73	(D)	(D)	(D)	GG
839	Social services, n.e.c. -----	59	33 706	4 735	1 166	379
861, 2, 4, 9	Selected membership organizations -----	370	(D)	(D)	(D)	GG
861	Business associations -----	94	(D)	(D)	(D)	EE
864	Civic, social, and fraternal associations -----	206	51 238	14 438	3 385	1 422
862, 9	Other membership organizations -----	70	6 265	1 657	372	210
862	Professional membership organizations -----	8	807	139	33	13
869	Membership organizations, n.e.c. -----	62	5 458	1 518	339	197

Table 8b. Summary Statistics for Firms Exempt From Federal Income Tax for the Area Outside Metropolitan Areas: 1992 — Con.

[Includes only establishments with payroll. For meaning of abbreviations and symbols, see introductory text. For explanation of terms and comparability of 1987 and 1992 censuses, see appendix A. For definitions of CMSA's, MSA's, and PMSA's, see appendix D]

SIC code	Kind of business or operation	Establishments (number)	Revenue (\$1,000)	Annual payroll (\$1,000)	First-quarter payroll (\$1,000)	Paid employees for pay period including March 12 (number)
873, 4 ex. 8744	Research, testing, and consulting services, except facilities support management services -----	13	(D)	(D)	(D)	EE
873	Research, development, and testing services -----	8	(D)	(D)	(D)	EE
8731	Commercial physical and biological research -----	1	(D)	(D)	(D)	CC
8732	Commercial economic, sociological, and educational research ----	1	(D)	(D)	(D)	AA
8733	Noncommercial research organizations -----	5	(D)	(D)	(D)	CC
8734	Testing laboratories -----	1	(D)	(D)	(D)	AA
874 ex. 8744	Management and public relations services, except facilities support management services -----	5	(D)	(D)	(D)	AA
8741	Management services -----	1	(D)	(D)	(D)	AA
8742	Management consulting services -----	—	—	—	—	—
8743	Public relations services -----	—	—	—	—	—
8748	Business consulting services, n.e.c. -----	4	(D)	(D)	(D)	AA

Table 9. Places With 2,500 Inhabitants or More Ranked by Volume of Receipts of Firms Subject to Federal Income Tax: 1992

[Includes only establishments with payroll. For meaning of abbreviations and symbols, see introductory text. For explanation of terms and comparability of 1987 and 1992 censuses, see appendix A. For information on geographic areas followed by ▲, see appendix F]

Geographic area	Receipts		Cumulative receipts		Geographic area	Receipts		Cumulative receipts	
	Rank ¹	Amount (\$1,000)	Amount (\$1,000)	Percent of State total		Rank ¹	Amount (\$1,000)	Amount (\$1,000)	Percent of State total
Oklahoma -----	(X)	9 607 436	9 607 436	100.0	Oklahoma—Con.				
Oklahoma City ▲ -----	1	3 001 051	3 001 051	31.2	Pauls Valley -----	51	13 956	8 673 230	90.3
Tulsa ▲ -----	2	2 749 400	5 750 451	59.9	Blackwell -----	52	13 894	8 687 124	90.4
Lawton -----	3	230 775	5 981 226	62.3	Seminole -----	53	13 781	8 700 905	90.6
Norman -----	4	227 929	6 209 155	64.6	Marlow -----	54	13 715	8 714 620	90.7
Enid -----	5	187 585	6 396 740	66.6	Nichols Hills -----	55	13 269	8 727 889	90.8
Edmond -----	6	177 361	6 574 101	68.4	Eufaula -----	56	12 703	8 740 592	91.0
Midwest City -----	7	124 807	6 698 908	69.7	Hugo -----	57	11 521	8 752 113	91.1
Bartlesville ▲ -----	8	121 345	6 820 253	71.0	Jenks -----	58	11 332	8 763 445	91.2
Broken Arrow ▲ -----	9	116 294	6 936 547	72.2	Antlers -----	59	10 408	8 773 853	91.3
Muskogee -----	10	114 281	7 050 828	73.4	Mustang -----	60	10 374	8 784 227	91.4
Durant -----	11	108 069	7 158 897	74.5	Bixby ▲ -----	61	10 296	8 794 523	91.5
Stillwater -----	12	101 282	7 260 179	75.6	Purcell ▲ -----	62	9 743	8 804 266	91.6
Ada -----	13	99 119	7 359 298	76.6	Sayre -----	63	8 858	8 813 124	91.7
Shawnee -----	14	88 266	7 447 564	77.5	Perry -----	64	8 805	8 821 929	91.8
Ardmore -----	15	80 226	7 527 790	78.4	Kingfisher -----	65	8 747	8 830 676	91.9
Ponca City ▲ -----	16	76 679	7 604 469	79.2	Checotah -----	66	8 640	8 839 316	92.0
Claremore -----	17	59 213	7 663 682	79.8	Madill -----	67	8 408	8 847 724	92.1
Warr Acres -----	18	57 744	7 721 426	80.4	Bristow -----	68	8 119	8 855 843	92.2
McAlester -----	19	55 120	7 776 546	80.9	Alva -----	69	8 064	8 863 907	92.3
Chickasha -----	20	53 599	7 830 145	81.5	Cleveland -----	70	7 987	8 871 894	92.3
Bethany -----	21	52 984	7 883 129	82.1	Broken Bow -----	71	7 915	8 879 809	92.4
Duncan -----	22	49 993	7 933 122	82.6	Wewoka -----	72	7 856	8 887 665	92.5
The Village -----	23	47 961	7 981 083	83.1	Holdenville -----	73	7 685	8 895 350	92.6
Sapulpa -----	24	39 299	8 020 382	83.5	Nowata -----	74	7 451	8 902 801	92.7
Altus -----	25	38 777	8 059 159	83.9	Drumright ▲ -----	75	7 145	8 909 946	92.7
Moore -----	26	37 634	8 096 793	84.3	Collinsville ▲ -----	76	6 445	8 916 391	92.8
Sand Springs ▲ -----	27	36 171	8 132 964	84.7	Atoka -----	77	6 424	8 922 815	92.9
Del City -----	28	34 460	8 167 424	85.0	Stroud ▲ -----	78	6 282	8 929 097	92.9
Yukon -----	29	33 014	8 200 438	85.4	Sulphur -----	79	6 227	8 935 324	93.0
Miami -----	30	30 019	8 230 457	85.7	Lindsay -----	80	6 079	8 941 403	93.1
Woodward -----	31	28 336	8 258 793	86.0	Frederick -----	81	6 031	8 947 434	93.1
Guthrie -----	32	28 144	8 286 937	86.3	Chandler -----	82	5 567	8 953 001	93.2
Elk City -----	33	27 912	8 314 849	86.5	Wilburton -----	83	5 509	8 958 510	93.2
Sallisaw -----	34	27 272	8 342 121	86.8	Hobart -----	84	5 187	8 963 697	93.3
Tahlequah -----	35	26 670	8 368 791	87.1	Catoosa ▲ -----	85	5 116	8 968 813	93.4
Pryor Creek -----	36	25 729	8 394 520	87.4	Watonga -----	86	5 062	8 973 875	93.4
Clinton ▲ -----	37	24 502	8 419 022	87.6	Tecumseh -----	87	4 927	8 978 802	93.5
Wagoner -----	38	24 379	8 443 401	87.9	Glenpool -----	88	4 726	8 983 528	93.5
Okmulgee -----	39	23 711	8 467 112	88.1	Stigler -----	89	4 638	8 988 166	93.6
El Reno -----	40	23 326	8 490 438	88.4	Coweta -----	90	4 588	8 992 754	93.6
Weatherford -----	41	18 398	8 508 836	88.6	Choctaw -----	91	4 241	8 996 995	93.6
Guymon -----	42	18 286	8 527 122	88.8	Mangum -----	92	4 205	9 001 200	93.7
Idabel -----	43	18 240	8 545 362	88.9	Noble -----	93	4 167	9 005 367	93.7
Poteau -----	44	18 239	8 563 601	89.1	Dewey -----	94	4 098	9 009 465	93.8
Vinita -----	45	16 940	8 580 541	89.3	Tishomingo -----	95	3 992	9 013 457	93.8
Anadarko -----	46	16 587	8 597 128	89.5	Pawhuska -----	96	3 967	9 017 424	93.9
Grove -----	47	16 015	8 613 143	89.7	Pocola -----	97	3 872	9 021 296	93.9
Henryetta -----	48	15 841	8 628 984	89.8	Okemah -----	98	3 817	9 025 113	93.9
Owasso ▲ -----	49	15 771	8 644 755	90.0	Heavener -----	99	3 764	9 028 877	94.0
Cushing -----	50	14 519	8 659 274	90.1	Fairview -----	100	3 728	9 032 605	94.0

See footnotes at end of table.

Table 9. Places With 2,500 Inhabitants or More Ranked by Volume of Receipts of Firms Subject to Federal Income Tax: 1992 —Con.

[Includes only establishments with payroll. For meaning of abbreviations and symbols, see introductory text. For explanation of terms and comparability of 1987 and 1992 censuses, see appendix A. For information on geographic areas followed by ▲, see appendix F]

Geographic area	Receipts		Cumulative receipts		Geographic area	Receipts		Cumulative receipts	
	Rank ¹	Amount (\$1,000)	Amount (\$1,000)	Percent of State total		Rank ¹	Amount (\$1,000)	Amount (\$1,000)	Percent of State total
Oklahoma—Con.					Oklahoma—Con.				
Davis ▲	101	3 724	9 036 329	94.1	Walters	111	2 278	9 067 026	94.4
Tonkawa	102	3 620	9 039 949	94.1	McLoud	112	2 276	9 069 302	94.4
Stilwell	103	3 567	9 043 516	94.1	Spencer	113	2 237	9 071 539	94.4
Muldrow	104	3 441	9 046 957	94.2	Tuttle	114	1 783	9 073 322	94.4
New Cordell	105	3 348	9 050 305	94.2	Lone Grove	115	1 583	9 074 905	94.5
Harrah	106	3 236	9 053 541	94.2	Fort Gibson	116	440	9 075 345	94.5
Healdton	107	2 945	9 056 486	94.3	Bethel Acres	(X)	—	9 075 345	94.5
Newcastle	108	2 906	9 059 392	94.3	Piedmont ▲	(X)	(D)	(X)	(X)
Skiatook ▲	109	2 828	9 062 220	94.3					
Hollis	110	2 528	9 064 748	94.4					

¹Places with suppressed receipts (if applicable) are listed at end of table rather than by rank to avoid disclosing data for individual companies.

Table 10. Counties Ranked by Volume of Receipts of Firms Subject to Federal Income Tax: 1992

[Includes only establishments with payroll. For meaning of abbreviations and symbols, see introductory text. For explanation of terms and comparability of 1987 and 1992 censuses, see appendix A. For information on geographic areas followed by ▲, see appendix F]

Geographic area	Receipts		Cumulative receipts		Geographic area	Receipts		Cumulative receipts	
	Rank ¹	Amount (\$1,000)	Amount (\$1,000)	Percent of State total		Rank ¹	Amount (\$1,000)	Amount (\$1,000)	Percent of State total
Oklahoma	(X)	9 607 436	9 607 436	100.0	Oklahoma—Con.				
Oklahoma	1	3 502 004	3 502 004	36.5	Seminole	36	24 944	9 211 885	95.9
Tulsa	2	2 980 483	6 482 487	67.5	McIntosh	37	24 804	9 236 689	96.1
Cleveland	3	305 543	6 788 030	70.7	Delaware	38	23 994	9 260 683	96.4
Comanche	4	257 289	7 045 319	73.3	McClain	39	20 497	9 281 180	96.6
Garfield	5	190 574	7 235 893	75.3	Texas	40	20 194	9 301 374	96.8
Muskogee	6	126 374	7 362 267	76.6	Craig	41	19 731	9 321 105	97.0
Payne	7	120 148	7 482 415	77.9	Choctaw	42	19 502	9 340 607	97.2
Bryan	8	117 404	7 599 819	79.1	Lincoln	43	18 452	9 359 059	97.4
Washington	9	115 581	7 715 400	80.3	Love	44	17 251	9 376 310	97.6
Pontotoc	10	105 346	7 820 746	81.4	Kingfisher	45	14 820	9 391 130	97.7
Kay	11	99 465	7 920 211	82.4	Noble	46	13 132	9 404 262	97.9
Pottawatomie	12	98 088	8 018 299	83.5	Marshall	47	12 490	9 416 752	98.0
Carter	13	94 036	8 112 335	84.4	Pawnee	48	12 025	9 428 777	98.1
Canadian	14	88 145	8 200 480	85.4	Pushmataha	49	11 354	9 440 131	98.3
Rogers	15	86 488	8 286 968	86.3	Adair	50	11 323	9 451 454	98.4
Pittsburg	16	72 237	8 359 205	87.0	Murray	51	10 896	9 462 350	98.5
Stephens	17	69 050	8 428 255	87.7	Hughes	52	9 668	9 472 018	98.6
Creek	18	64 114	8 492 369	88.4	Woods	53	9 444	9 481 462	98.7
Grady	19	61 189	8 553 558	89.0	Nowata	54	8 620	9 490 082	98.8
Osage	20	61 156	8 614 714	89.7	Kiowa	55	8 605	9 498 687	98.9
Sequoyah	21	51 596	8 666 310	90.2	Blaine	56	8 120	9 506 807	99.0
Ottawa	22	48 524	8 714 834	90.7	Haskell	57	7 951	9 514 758	99.0
Le Flore	23	47 511	8 762 345	91.2	Tillman	58	7 523	9 522 281	99.1
Custer	24	45 644	8 807 989	91.7	Atoka	59	7 149	9 529 430	99.2
Okmulgee	25	41 077	8 849 066	92.1	Jefferson	60	6 537	9 535 967	99.3
Beckham	26	40 504	8 889 570	92.5	Washita	61	6 493	9 542 460	99.3
Jackson	27	39 940	8 929 510	92.9	Harper	62	6 473	9 548 933	99.4
Wagoner	28	36 661	8 966 171	93.3	Latimer	63	6 435	9 555 368	99.5
Logan	29	35 474	9 001 645	93.7	Okfuskee	64	5 481	9 560 849	99.5
McCurtain	30	34 869	9 036 514	94.1	Dewey	65	5 214	9 566 063	99.6
Mayes	31	32 404	9 068 918	94.4	Ellis	66	5 124	9 571 187	99.6
Caddo	32	31 302	9 100 220	94.7	Johnston	67	5 063	9 576 250	99.7
Cherokee	33	30 660	9 130 880	95.0	Greer	68	4 680	9 580 930	99.7
Woodward	34	30 343	9 161 223	95.4	Major	69	4 224	9 585 154	99.8
Garvin	35	25 718	9 186 941	95.6	Grant	70	4 078	9 589 232	99.8
					Alfalfa	71	3 998	9 593 230	99.9
					Cotton	72	3 439	9 596 669	99.9
					Beaver	73	3 039	9 599 708	99.9
					Harmon	74	2 528	9 602 236	99.9
					Coal	75	2 135	9 604 371	100.0
					Roger Mills	76	1 657	9 606 028	100.0
					Cimarron	77	1 408	9 607 436	100.0

¹Counties with suppressed receipts (if applicable) are listed at end of table rather than by rank to avoid disclosing data for individual companies.

Appendix A.

General Explanation

CENSUS COVERAGE AND METHODOLOGY

Structure and method of enumeration. Firms in the 1992 Census of Service Industries were divided into the nonmail universe and mail universe. The coverage and the method of obtaining census information from each follow:

1. The nonmail universe consisted of firms which were not required to file a regular census return and included:

- a. All taxable nonemployers, i.e., all firms subject to Federal income tax with no paid employees during 1992. Receipts information for these firms was obtained from administrative records of other Federal agencies. Although consisting of many firms, nonemployers accounted for less than 10 percent of total receipts of all establishments covered in the census.

The census included only those service nonemployer firms which reported a receipts volume of \$1,000 or more during 1992. Establishments exempt from Federal income tax with no paid employees were excluded as in previous censuses.

Data for nonemployers are not included in this report but are provided in a subsequent Non-employer Statistics report (SC92-N-1).

- b. Selected small employers, i.e., single-establishment firms with payroll below a specified cutoff. (The term "employers" refers to firms with one or more paid employees at any time during 1992 as shown in the active administrative records of other Federal agencies.) Although the payroll cutoff varied by kind of business, small employers generally included firms with less than 10 employees and represented about 10 percent of total receipts of establishments covered in the census.

Data on receipts, payroll, and employment for employer firms below the payroll cutoff were derived or estimated from administrative records of other Federal agencies, except for a sample of small employer firms in classifications for which specialized data requirements precluded reliance solely on administrative records sources. This sample was included in the mail universe.

2. The mail universe consisted of firms for which information was obtained by means of a mail canvass and included:

- a. Large employers, i.e., all multiestablishment firms, and all employer firms above the payroll size cutoff referred to in section 1b. Within this category, a report of company organization was conducted periodically to identify establishment locations of firms which operated at more than one location and to obtain information on payroll and mid-March employment at each location. The 1991 Report of Company Organization was used as a coverage check in the census. In the 1992 census, all multi-establishment firms were asked to notify the Census Bureau of any establishments for which a form was not received. Report forms were subsequently provided to the firms for these establishments.
- b. A sample of small employer firms in classifications for which specialized data precluded reliance solely on administrative records sources. These firms were sent the census mailing packages containing the appropriate 1992 questionnaire.

Method of classifying kinds of business. The service industries classifications for all establishments were based on the *Standard Industrial Classification Manual: 1987*¹ (SIC). However, the method of assigning these classifications, and the level of detail at which establishments were classified, differed between the nonmail and mail universes as follows:

1. The nonmail universe

- a. Nonemployers were classified on the basis of information obtained from administrative records of other Federal agencies.
- b. Selected small employers were classified on the basis of the most current census kind-of-business classification available from one of the Census Bureau's current sample surveys or the 1987 census. Otherwise, the classification was obtained from administrative records of other Federal agencies.

If the census or administrative record classifications proved inadequate (none corresponded to a 1992 census classification in the detail required for

¹*Standard Industrial Classification Manual: 1987*. For sale by Superintendent of Documents, U.S. Government Printing Office, Washington, DC 20402. Stock No. 041-001-00314-2.

employers), the firm was sent a brief inquiry requesting information necessary to assign a 1992 census kind-of-business code.

2. Establishments in the mail universe were classified on the basis of their self-designation, answers to questions on receipts by type of service provided, and other special inquiries.

Method of assigning tax status. For kind-of-business classifications² where there were substantial numbers of taxable and tax-exempt establishments, establishments were classified based on the Federal income tax filing requirement for the establishment or organization. This classification was based primarily on the response to an inquiry on the census questionnaire. Establishments that indicated that all or part of their income was exempt from Federal income tax under provisions of section 501 of the IRS code were classified as tax-exempt; establishments indicating no such exemption were classified as taxable. All government-operated hospitals were classified as tax-exempt. For establishments in the nonmail universe, the tax status classification was based upon the type of tax return filed by the firm or organization.

For selected kind-of-business classifications³ comprised primarily of tax-exempt establishments, all establishments in those classifications were defined as tax-exempt. All establishments in the remaining kind-of-business classifications (comprised primarily of taxable establishments) were defined as taxable.

COMPARABILITY OF THE 1987 AND 1992 CENSUSES

The 1987 and 1992 censuses were conducted under similar conditions and procedures except for the following:

Geographic areas. The boundaries of a number of areas for which data are shown in the 1992 census are not the same as in the 1987 census because of annexations; other boundary changes; and redefinitions of metropolitan statistical areas (MSA's), primary metropolitan statistical areas (PMSA's), and consolidated metropolitan statistical areas (CMSA's).⁴ In addition, data for consolidated cities are included in the 1992 census.

Data for special economic urban areas (SEUA's) with 10,000 inhabitants or more in Michigan, Minnesota, New York, and Wisconsin qualified for publication in the 1992 census. This included townships in Michigan and Minnesota and towns in New York and Wisconsin. However, Minnesota did not have any townships that met the population criteria.

²SIC's 7032, 792, 7991 pt., 7997, 7999 pt., 8011 pt., 8021 pt., 805, 806, 808, 809, 82, 83, 84 pt., 873 ex. 8733, 874 ex. 8744.

³SIC's 7041, 8111 pt., 84 pt., 86, 8733.

⁴Newly defined metropolitan areas (MA's) were announced by the Office of Management and Budget (OMB) effective June 30, 1993.

Nonemployer firms. In 1987, data for nonemployer firms were published for the United States, States, metropolitan areas, counties, and places in four regional reports in the Nonemployer Statistics Series (SC87-N-1 to -4).

For 1992, data for nonemployers by kind of business are presented in one *Nonemployer Statistics* report (SC92-N-1) for the United States, States, and metropolitan areas. Nonemployer data for counties and places are available on compact disc-read only memory (CD-ROM).

Employment. In 1987, employment data withheld to avoid disclosing data for individual companies were represented with the symbol "(D)." In 1992, withheld employment data are represented with symbols that denote employment size ranges. These symbols are defined in the introductory text.

Sources of receipts/revenue. In 1987, data on sources of receipts/revenue for selected industries were published with other industry-specific data in the *Miscellaneous Subjects* report (SC87-S-4) of the Subject Series. In 1992, sources of receipts/revenue data are presented separately in the *Sources of Receipts or Revenue* report (SC92-S-4) of the Subject Series.

Legal form of organization. In 1987, data on the number of individual proprietorships/partnerships were published in the Geographic Area Series. In 1992, individual proprietorship/partnership data are published in the *Establishment and Firm Size* report (SC87-S-1) and in the *Nonemployer Statistics* report (SC87-N-1).

EXPLANATION OF TERMS

Establishments. An establishment is a single physical location at which business is conducted. It is not necessarily identical with a company or enterprise, which may consist of one establishment or more. Statistics for service industries represent a summary of reports for individual establishments rather than companies. For cases where a census report was received, separate information was obtained for each location where business was conducted. When administrative records of other Federal agencies were used instead of a census report, no information was available on the number of locations operated. Estimates of this number were derived from a sample and are provided in the service industries report, *Miscellaneous Subjects* (SC92-S-5). Each census report was tabulated according to the physical location at which the business was conducted. The count of establishments represents those in business at any time during 1992. Appendix G provides a comparison of the number of establishments active any time during the year versus the number in business at the end of the year.

When two activities or more were carried on at a single location under a single ownership, all activities generally were grouped together as a single establishment. The

entire establishment was classified on the basis of its major activity and all data for it were included in that classification. However, when distinct and separate economic activities (for which different industry classification codes were appropriate) were conducted at a single location under a single ownership, and when conditions prescribed by the SIC manual for recognizing the existence of more than one establishment were met, separate establishment reports for each of the different activities were obtained in the census.

Leased service departments (separately owned businesses operated as departments or concessions of other service establishments or of retail businesses, such as a separately owned shoeshine parlor in a barber shop, or a beauty shop in a department store) are treated as separate service establishments for census purposes. Leased retail departments located in service establishments (e.g., a gift shop located in a hotel) are considered separate retail establishments.

Firms. A firm is a business organization or entity consisting of one domestic establishment (location) or more under common ownership or control. All establishments of subsidiary firms are included as part of the controlling firm. For the economic census, the terms "firm" and "company" are synonymous.

Receipts (Basic dollar volume measure for service establishments of firms subject to Federal income tax). Includes receipts from customers or clients for services rendered, from the use of facilities, and from merchandise sold during 1992 whether or not payment was received in 1992, except for health practitioners and legal, architectural, engineering, and surveying services, which reported on a cash basis (payments received in 1992 regardless of when services were rendered). Excise taxes on gasoline, liquor, tobacco, etc., which are paid by the manufacturer or wholesaler and passed on in the cost of goods purchased by the service establishment, are also included. Receipts from leasing of vehicles, equipment, etc., marketed under operating leases are included in receipts figures as well as the fair sales value of merchandise marketed in 1992 under capital, finance, or "full payout" leases. Receipts also include the total value of service contracts, amounts received for work subcontracted to others, and dues and assessments from members and affiliates.

Receipts are net after deductions for refunds and allowances for merchandise returned by customers. Receipts do not include sales, occupancy, admissions, or other taxes collected from customers and remitted directly by the firm to a local, State, or Federal tax agency, nor do they include income from such sources as contributions, gifts, and grants; dividends, interest, and investments; or sale or rental of real estate. Also excluded are rents from and receipts (gross as well as the establishment's share) of departments and concessions which are operated by others; sales of used equipment rented or leased to

customers; commissions from vending machine operators; and other nonoperating income such as royalties, franchise fees, etc.

Receipts in this report do not include service receipts of manufacturers, wholesalers, retail establishments, or other businesses whose primary activity is other than service. They do, however, include receipts other than from services rendered (e.g., sale of merchandise to individuals or other businesses) by establishments primarily engaged in performing services and classified in the service industries.

Revenue (Basic dollar volume measure for firms exempt from Federal income tax). Includes revenue from customers or clients for services rendered and merchandise sold during 1992, whether or not payment was received in 1992. Also included are income from interest, dividends, gross contributions, gifts, grants (whether or not restricted for use in operations), rents, royalties, dues and assessments from members and affiliates, and receipts from fundraising activities. Receipts from taxable business activities of firms exempt from Federal income tax (Unrelated Business Income) are also included in revenue.

Revenue does not include sales, admissions, or other taxes collected by the organization from customers or clients and paid directly to a local, State, or Federal tax agency; income from the sale of real estate, investments, or other assets (except inventory held for resale); gross receipts of departments, concessions, etc., that are operated by others; and amounts transferred to operating funds from capital or reserve funds.

Expenses. Expenses include payroll, employee benefits, interest, rent, payroll taxes, cost of supplies used for operation, depreciation expenses, fundraising expenses, contracted or purchased services, and other expenses charged to operations during 1992.

Expenses in this report exclude outlays for the purchase of real estate; construction and all other capital improvements; funds invested; assessments or dues paid to the parent or other chapters of the same organization; and, for fundraising organizations, funds transferred to charities and other organizations.

Annual payroll. Payroll includes all forms of compensation, such as salaries, wages, commissions, bonuses, vacation allowances, sick-leave pay, employee contributions to qualified pension plans, and the value of payments in kind (e.g., free meals and lodgings) paid during the year to all employees. Tips and gratuities received by employees from patrons and reported to employers are included. For corporations, payroll includes amounts paid to officers and executives; for unincorporated businesses, it does not include profit or other compensation of proprietors or partners. Payroll is reported before deductions for social security, income tax, insurance, union dues, etc. This definition of payroll is the same as that used by the Internal Revenue Service (IRS) on form 941.

First-quarter payroll. This item consists of payroll, as defined above, paid to persons employed at any time during the quarter January to March 1992.

Paid employees for pay period including March 12. Paid employees consist of the full- and part-time employees, including salaried officers and executives of corporations, who were on the payroll during the pay period including March 12. Included are employees on paid sick leave, paid holidays, and paid vacations; not included are proprietors and partners of unincorporated businesses. The definition of paid employees is the same as that used on IRS form 941.

Auxiliary establishments. Each company included in this census was asked to identify and separately report auxiliary locations whose primary functions were to manage, administer, service, or support the activities of the other establishments of the company. Data presented in this report do not include auxiliary establishments. Data for auxiliaries are presented in a subsequent report issued as part of the *1992 Enterprise Statistics* reports.

KIND-OF-BUSINESS CLASSIFICATIONS

Services, as defined in Division I of the 1987 Standard Industrial Classification (SIC) manual, includes establishments primarily engaged in rendering a wide variety of services to individuals, business and government establishments, and other organizations.

Establishments covered by the census were assigned kind-of-business classifications according to the industry classifications defined in the 1987 SIC manual. When a more detailed classification than defined in the SIC manual was needed, additional kinds of business were identified within an SIC industry.

The basis for a kind-of-business classification is described above in Method of Classifying Kinds of Business. Descriptions of those kinds of business for which data are provided in this report follow.

Hotels, Rooming Houses, Camps, and Other Lodging Places (SIC Major Group 70)

This group includes establishments engaged in providing lodging, or lodging and meals, and camping facilities. Hotels which provide accommodations for permanent residents (e.g., apartment hotels) and residential mobile home parks are classified in Real Estate, Major Group 65.

Hotels and motels (SIC 7011). Commercial establishments, known to the public as hotels, motor hotels, motels, or tourist courts, primarily engaged in providing lodging, or lodging and meals.

For large geographic areas, data are presented for the following subdivisions of this classification:

1. Hotels, 25 guestrooms or more.
2. Hotels, less than 25 guestrooms.
3. Motels, tourist courts.
4. Motor hotels.

The classification of individual establishments into hotels, motor hotels, and motels and tourist courts was based primarily on the respondents' self-designation.

Rooming and boarding houses (SIC 702). Establishments renting rooms, with or without board, on a fee basis. Homes for the elderly, for children, and for the handicapped that provide additional services, other than nursing care, are classified in Industry 8361, and homes that provide nursing and/or health-related care are classified in Industry Group 805. Rooming and boarding houses operated by membership organizations for their members only are classified in Industry 7041.

Sporting and recreational camps (SIC 7032). Sporting and recreational camps providing lodging and meals, or lodging only. Included are children's camps, fishing camps, hunting camps, and dude ranches. Day camps and sports instructional camps, such as baseball, basketball, or football camps, are classified in Industry 7999.

Recreational vehicle parks and campsites (SIC 7033). Establishments providing overnight or short-term sites for recreational vehicles, trailers, campers, or tents. Residential trailer and mobile home parks are classified in Real Estate, Major Group 65.

Organization hotels and lodging houses, on membership basis (SIC 704). Lodging houses and hotels operated by membership organizations for the benefit of their members and guests, and not open to the general public. Hotels operated by such organizations but open to the public are classified in Industry 7011. Residential homes for the elderly and others in need of residential, social, and personal care are classified in Industry 8361.

Personal Services (SIC Major Group 72)

This group includes establishments primarily engaged in providing services generally to individuals, such as barber and beauty shops, drycleaning plants, laundries, and photographic studios. For establishments classified in Industry Group 721, collecting and distributing units (branch outlets, pickup stations, terminals, or depots) owned and operated by a firm which does its own laundry work are not classified as separate establishments. Data for these units are merged with data for the plant where the work is done.

Power laundries, family and commercial (SIC 7211).

Establishments primarily engaged in operating mechanical laundries with steam or other power. Excluded are establishments which have power laundry equipment but which are primarily engaged in a specialty, such as industrial laundering, linen rental, or diaper service. These establishments are classified in other categories within Industry Group 721. Independently owned agencies for laundry plants are classified in Industry 7212. Laundries using small power equipment of household type are classified in Industry 7219.

Garment pressing, and agents for laundries and dry-cleaners (SIC 7212).

Establishments primarily engaged in providing laundry and drycleaning services but which have the laundry and/or drycleaning work done by others. Establishments in this industry may do their own pressing or finishing work. Independently owned collecting and distributing agencies serving drycleaning plants or power laundries are included in this classification.

Linen supply (SIC 7213).

Establishments primarily engaged in supplying, on a rental basis, such laundered items as uniforms, aprons, table covers, bed linens, and towels. Establishments included in this classification may or may not operate their own laundry facilities.

Coin-operated laundries and drycleaning (SIC 7215).

Establishments primarily engaged in the operation of coin-operated or similar self-service laundry and/or drycleaning equipment. Included are establishments known as laundromats, launderettes, self-service drycleaners, etc. Establishments which operate such machinery in apartment houses, dormitories, and similar locations are included. Establishments which rent such machinery (e.g., to apartment houses) are classified in Industry 7359.

For large geographic areas, data are presented for the following subdivisions of this classification:

1. Coin-operated laundries and drycleaning stores.
2. Coin-operated laundry routes.

Drycleaning plants, except rug cleaning (SIC 7216).

Establishments primarily engaged in drycleaning or dyeing apparel and household fabrics other than rugs. Establishments primarily engaged in cleaning rugs are classified in Industry 7217. Independently owned agencies for cleaning plants are classified in Industry 7212. Establishments known as "tailor shops" or "cleaners" are included in this classification only if they do their own cleaning. Establishments primarily engaged in dyeing fabrics for the trade are classified in Manufacturing, Major Group 22.

Carpet and upholstery cleaning (SIC 7217).

Establishments primarily engaged in cleaning carpets and upholstered furniture. Establishments primarily engaged in rug repair are classified in Industry 7699, those primarily

engaged in reupholstering and repairing furniture are classified in Industry 7641, and those primarily engaged in building cleaning are classified in Industry 7349.

Industrial launderers (SIC 7218).

Establishments primarily engaged in supplying laundered or drycleaned work uniforms, wiping towels, protective apparel (gloves, flame resistant clothing, etc.), dust control items (treated mats or rugs, mops, cloths, etc.), and similar items to industrial, commercial, and government users. These items may belong to the industrial launderers and be supplied to users on a rental basis, or they may belong to the customers. Establishments included in this industry may or may not operate their own laundry or drycleaning facilities.

Laundry and garment services, n.e.c. (SIC 7219).

Establishments primarily engaged in furnishing other laundry services, including repair, alteration, and storage of clothes for individuals; diaper service; and hand laundries. Custom tailors, dressmakers, and fur shops making fur apparel to custom order are classified in Retail Trade.

Photographic studios, portrait (SIC 722).

Establishments primarily engaged in still or video portrait photography for the general public. Included in this classification are school, home, and transient portrait photographers. Establishments primarily engaged in commercial photography are classified in Industry 7335; those primarily engaged in video tape production other than portrait are classified in Industry 7812; and those primarily engaged in film developing and/or print processing for the trade or for the general public are classified in Industry 7384.

Beauty shops (SIC 723).

Establishments primarily engaged in providing beauty services or both beauty and barber services. Beauty and cosmetology schools are also included. Beauty shop concessions (owned and operated by concessionaires) in hotels, department stores, etc., are classified in this industry and treated as separate establishments. However, beauty shops owned by and operated as part of other businesses (e.g., hotels, department stores) are considered part of the main establishment.

Barber shops (SIC 724).

Establishments primarily engaged in providing barber and men's hair styling services. Barber colleges are also included. Barber shop concessions (owned and operated by concessionaires) in hotels, department stores, etc., are classified in this industry and treated as separate establishments. However, barber shops owned by and operated as part of other businesses (e.g., hotels, department stores) are considered part of the main establishment.

Shoe repair shops and shoeshine parlors (SIC 725).

Establishments primarily engaged in repairing footwear or shining shoes. Also included are establishments engaged in cleaning and blocking hats. Shoe repair and shoeshine departments (owned and operated by concessionaires) in

hotels, department stores, etc., are classified in this industry and treated as separate establishments. However, shoe repair shops and shoeshine parlors owned and operated as part of other businesses (e.g., hotels, department stores) are considered part of the main establishment.

Funeral service and crematories (SIC 726). Establishments primarily engaged in preparing the dead for burial, conducting funerals, and cremating the dead. Receipts include sales of funeral merchandise, such as caskets and burial clothing, and other services provided directly by the establishments. Also included in the receipts are reimbursements for cash advances made to other establishments for funeral-related merchandise sales and services, such as flowers. Cemeteries, and crematories operated in conjunction with cemeteries, are classified in Real Estate, Industry 6553; crematories and burial services for pets are classified in Agriculture, Industry 0752.

Tax return preparation services (SIC 7291). Establishments primarily engaged in providing tax return preparation services without also providing accounting, auditing, or bookkeeping services. Establishments providing tax return preparation services which also provide accounting, auditing, or bookkeeping services are classified in Industry 8721. Tax return preparation services (owned and operated by concessionaires) in department stores, etc., are classified in this industry and treated as separate establishments. However, tax return preparation services owned and operated as part of other businesses are considered part of the main establishment.

Miscellaneous personal services, n.e.c. (SIC 7299). Establishments primarily engaged in providing personal services, not elsewhere classified, such as saunas; steam and Turkish baths; costume and formal wear rental; operation of coin-operated personal service machines, such as weighing machines, public lockers (except cold storage), pay toilets, etc.; checkroom concessions; dating service; diet or weight reducing workshops; and tanning salons. Establishments operating coin-operated amusement machines, such as pinball machines and juke boxes, are classified in Industry 7993. The operation of physical fitness facilities, including health fitness spas and reducing salons, is classified in Major Group 70 if lodging is also provided and in Industry 7991 if lodging is not provided.

For large geographic areas, data are presented for the following subdivisions of this classification:

1. Massage parlors, tanning salons, and saunas.
2. Diet and weight reducing services.
3. Formal wear rental.
4. Other personal services, n.e.c.

Business Services (SIC Major Group 73)

This group includes establishments primarily engaged in providing services, not elsewhere classified, to business establishments on a contract or fee basis.

Advertising agencies (SIC 7311). Establishments primarily engaged in preparing advertising (writing copy, artwork, graphics, and other creative work) and placing such advertising in periodicals, newspapers, radio, television, or other advertising media for clients on a contract or fee basis. Establishments which place advertising with media but perform no creative services (media buying services) are classified in Industry 7319. Establishments which write advertising copy but do not place the advertising with media are classified in Industry 8999. Establishments which provide commercial art, graphics, or other creative advertising services but do not place the advertising with media are classified in Industry Group 733. Establishments which solicit advertising for nonaffiliated radio, television, newspapers, or magazines are classified in Industry 7313.

Outdoor advertising services (SIC 7312). Establishments primarily engaged in the preparation of poster displays and painted and electric displays on billboards, panels, bulletins, and frames, principally outdoors. Such establishments may (as incidental services) construct, repair, and maintain display boards and may post advertisements. Sign painting shops are classified in Industry 7389. Shops which make neon signs to order are classified in Manufacturing. Establishments primarily engaged in erecting signs are classified in Construction.

Radio, television, and publishers' advertising representatives (SIC 7313). Establishments primarily engaged in soliciting advertising on a contract or fee basis for (nonaffiliated) newspapers, magazines, and other publications, or for radio and television stations. Advertising sales offices operated by the media are classified as auxiliaries.

For large geographic areas, data are presented for the following subdivisions of this classification:

1. Radio and television advertising representatives.
2. Publishers' advertising representatives.

Advertising, n.e.c. (SIC 7319). Establishments primarily engaged in furnishing advertising services, not elsewhere classified, such as handbill distribution, distribution of samples, and transit advertising. Establishments which provide commercial art, graphics, or other creative advertising services but do not place the advertising with the media, are classified in Industry Group 733. Establishments primarily engaged in direct mail advertising, compiling and selling mailing lists, and related services are classified in Industry 7331.

Adjustment and collection services (SIC 7322). Establishments primarily engaged in the collection or adjustment of claims other than insurance. Establishments providing insurance adjustment services are classified in Insurance, Major Group 64. Establishments providing debt counseling or adjustment services for individuals are classified in Industry 7299. Centralized charge services are classified in Finance, Major Group 61.

Credit reporting services (SIC 7323). Establishments primarily engaged in providing mercantile and consumer credit reporting services. Establishments primarily engaged in conducting personal investigations (background) and preparing reports for insurance companies and other business firms are classified in Industry 7389.

Direct mail advertising services (SIC 7331). Establishments primarily engaged in furnishing direct mail advertising services, such as creating, producing, and mailing direct mail advertising. This industry also includes establishments primarily engaged in compiling and selling mailing lists. Establishments primarily engaged in reproducing direct mail copy to order but also providing other direct mail advertising services are classified in Manufacturing if they print the copy, and in Industry 7334 if they duplicate the copy by photocopying or similar reproduction methods.

For large geographic areas, data are presented for the following subdivisions of this classification:

1. Mailing list compilers, brokers, and managers.
2. Direct mail advertising services, except mailing list services.

Photocopying and duplicating services (SIC 7334). Establishments primarily engaged in reproducing text, drawings, plans, maps, or other copy by blueprinting, photocopying, mimeographing, or other methods of duplication other than printing or microfilming. Printing, including "quick printing," is classified in Manufacturing, and microfilming is classified in Industry 7389.

For large geographic areas, data are presented for the following subdivisions of this classification:

1. Blueprinting and photocopying services.
2. Duplicating services, except printing and photocopying.

Commercial photography (SIC 7335). Establishments engaged in providing commercial photography services for advertising agencies, publishers, and other business and industrial users. Establishments engaged in still and video portrait photography are classified in Industry 7221, and those primarily engaged in mapmaking are classified in Industry 7389. Establishments primarily engaged in medical photography are classified in Industry 8099. Establishments primarily engaged in producing commercial video tape or films are classified in Industry 7812.

Commercial art and graphic design (SIC 7336). Establishments primarily engaged in providing commercial art or graphic design services for advertising agencies, publishers, and other business and industrial users. Producers of still and slide films are classified here. Establishments primarily engaged in art, except commercial and medical art, are classified in Industry 8999; those engaged in medical art are classified in Industry 8099; and those providing drafting services are classified in Industry 7389.

For large geographic areas, data are presented for the following subdivisions of this classification:

1. Commercial art.
2. Graphic arts and related design.

Secretarial and court reporting services (SIC 7338). Establishments primarily engaged in furnishing secretarial, typing, word processing, resume writing, and court reporting services.

Disinfecting and pest control services (SIC 7342). Establishments primarily engaged in providing disinfection and termite, insect, rodent, and other pest control generally in dwellings or other buildings. Establishments primarily engaged in pest control for lawns or agricultural production are classified in Agriculture.

Building cleaning and maintenance services, n.e.c. (SIC 7349). Establishments primarily engaged in furnishing building cleaning and maintenance services, not elsewhere classified, such as window cleaning, janitorial services, floor waxing, and office cleaning. General contractors and special trade contractors primarily engaged in building repair work, cleaning building exteriors by sand or steam blasting, or cleaning up after construction are classified in Construction.

Medical equipment rental and leasing (SIC 7352). Establishments primarily engaged in renting or leasing (except finance leasing) medical equipment. These establishments may also sell medical supplies, but establishments primarily engaged in selling medical supplies are classified in Wholesale or Retail Trade. Establishments primarily engaged in finance leasing are classified in Finance, Industry 6159.

Heavy construction equipment rental and leasing (SIC 7353). Establishments primarily engaged in renting or leasing (except finance leasing) heavy construction equipment, with or without operators. Establishments primarily engaged in finance leasing are classified in Finance, Industry 6159.

For large geographic areas, data are presented for the following subdivisions of this classification:

1. Rental and leasing of heavy construction equipment without operators.
2. Rental and leasing of heavy construction equipment with operators.

Equipment rental and leasing, n.e.c. (SIC 7359). Establishments primarily engaged in renting or leasing (except finance leasing) equipment, not elsewhere classified, such as tools, furniture, industrial equipment (except heavy construction), televisions, appliances, party supplies, etc. Establishments primarily engaged in finance leasing are classified in Finance, Industry 6159.

Establishments renting or leasing automobiles and trucks without drivers are classified in Industry Group 751; those renting with drivers, in Transportation. Establishments renting (or leasing) medical equipment are classified in Industry 7352; video tapes and cassettes, in Industry 7841; amusement and recreation items, such as bicycles, beach chairs, etc., in Industry 7999; personal items, such as formal wear, lockers (other than refrigerated), and pillows, in Industry 7299; commercial boats, in Water Transportation, Major Group 44. Direct leasing of machinery or equipment by the manufacturer is classified in Manufacturing or Wholesale Trade. Establishments primarily leasing computer time, including time-sharing services, are classified in Industry 7374; and those renting or leasing computers or data processing equipment, in Industry 7377.

For large geographic areas, data are presented for the following subdivisions of this classification:

1. Equipment rental, except rent-to-own.
2. Equipment leasing, except finance leasing.
3. Rent-to-own.

Employment agencies (SIC 7361). Establishments primarily engaged in providing placement and employment services for employers or those seeking employment. Modeling agencies and nurses' registries are included. Theatrical employment agencies are classified in Industry 7922; motion picture casting bureaus, in Industry 7819; and establishments engaged in furnishing help to other businesses, in Industry 7363.

Help supply services (SIC 7363). Establishments primarily engaged in supplying temporary or continuing help (except agricultural) to other businesses on a contract or fee basis. The help supplied is on the payroll of the supplying establishment but is under the direct or general supervision of the business to whom the help is furnished. Establishments primarily engaged in providing placement and employment services are classified in Industry 7361. Establishments which provide both management and staff to operate a business are classified according to the type of activity of the business. Establishments primarily engaged in furnishing personnel to perform a range of services in support of the operation of other establishments are classified in Industry 8744. Farm labor supply is classified in Agriculture, Industry 0761.

For large geographic areas, data are presented for the following subdivisions of this classification:

1. Temporary help supply.
2. Employee leasing.
3. Other help supply services.

Computer programming services (SIC 7371). Establishments primarily engaged in providing custom computer programming services on a contract or fee basis. These

establishments often perform a variety of additional services, such as computer software design and analysis, modification of existing software, and training in the use of custom software. Establishments primarily engaged in the development and marketing of prepackaged software are classified in Industry 7372. Computer processing services are classified in Industry 7374.

Prepackaged software (SIC 7372). Establishments primarily engaged in designing and developing prepackaged software, including operating, utility, and applications programs. These establishments may also prepare software documentation for the user, install software for the user, and train the user in the use of the software. Establishments primarily engaged in buying and selling prepackaged software are classified in Wholesale or Retail Trade. Custom computer software services, including computer code authors, are classified in Industry 7371.

Computer integrated systems (SIC 7373). Establishments primarily engaged in developing or modifying computer software and packaging or bundling the software with hardware (computers and peripheral equipment) to create an integrated system for specific application. These establishments are involved in all phases of systems development, from design through installation. Establishments primarily engaged in buying and selling computer software and/or hardware are classified in Wholesale or Retail Trade, and establishments primarily engaged in manufacturing computers and/or peripheral equipment are classified in Manufacturing.

Computer processing and data preparation and processing services (SIC 7374). Establishments primarily engaged in providing computer processing and data preparation services. Service may consist of complete processing and preparation of reports from data supplied by the customer, or it may be specialized, such as data entry or making data processing equipment available on an hourly or time-sharing basis.

Information retrieval services (SIC 7375). Establishments primarily engaged in providing on-line information retrieval services on a contract or fee basis. The information generally involves a range of subjects and is taken from other primary sources. Establishments which collect and originate the data are classified in the industry associated with that activity.

Computer facilities management services (SIC 7376). Establishments primarily engaged in providing on-site management and operation of computer and data processing facilities on a contract or fee basis. Establishments primarily engaged in providing computer and data processing at their own facilities are classified in Industry 7374.

Computer rental and leasing (SIC 7377). Establishments primarily engaged in renting or leasing (except finance) computers and related data processing equipment on the

customers' site, whether or not also providing maintenance or support services. Establishments primarily engaged in both manufacturing and leasing computers and related data processing equipment are classified in Division D, Manufacturing, and separate establishments owned by the manufacturer and primarily engaged in leasing are classified in Wholesale Trade. Establishments primarily engaged in finance leasing of computers and related data processing equipment are classified in Finance, Industry 6159, and those primarily engaged in leasing computer time are classified in Industry 7374.

Computer maintenance and repair (SIC 7378). Establishments primarily engaged in the maintenance and repair of computers and computer peripheral equipment.

Computer related services, n.e.c. (SIC 7379). Establishments primarily engaged in providing computer related services, not elsewhere classified, such as computer consulting, disk and diskette conversion, and tape recertification.

For large geographic areas, data are presented for the following subdivisions of this classification:

1. Computer consultants.
2. Miscellaneous computer services, n.e.c.

Detective, guard, and armored car services (SIC 7381). Establishments primarily engaged in providing detective, guard, and armored car services. Fingerprint service, polygraph service, and rental of dogs for protective service are included in this classification.

For large geographic areas, data are presented for the following subdivisions of this classification:

1. Detective agencies and guard services.
2. Armored car services.

Security systems services (SIC 7382). Establishments primarily engaged in monitoring and maintaining security systems devices, such as burglar and fire alarms. These establishments may also sell, lease, and/or install the security systems which they monitor and maintain. Establishments primarily engaged in the sales and installation, or installation only, of such devices are classified in Construction, Industry 1731.

News syndicates (SIC 7383). Establishments primarily engaged in providing news, pictures, features, and news reporting services to newspapers and periodicals. Separate establishments of newspaper and periodical publishers which are engaged in gathering news are classified as auxiliaries.

Photofinishing laboratories (SIC 7384). Establishments primarily engaged in developing film and photographic prints and enlargements. Data for retail outlets (kiosks),

which are owned and operated by photofinishing laboratories for the pickup and delivery of film, are merged with data for the laboratory which owns them and are not treated as separate establishments. Establishments primarily engaged in processing motion picture and video film for the motion picture and television industries are classified in Industry 7819.

For large geographic areas, data are presented for the following subdivisions of this classification:

1. Photofinishing laboratories, except "one-hour" (mini) labs.
2. "One-hour" (mini) photofinishing.

Business services, n.e.c. (SIC 7389). Establishments primarily engaged in furnishing business services, not elsewhere classified, such as auctioneers' establishments (service only), business brokers, drafting service, independent lecture bureaus, inspection service, printing brokers, notaries public, and shop window decoration or trimming, on a commission or fee basis.

For large geographic areas, data are presented for the following subdivisions of this classification:

1. Sign painting shops. Establishments primarily engaged in making signs to individual order or in doing office door and window lettering. Establishments primarily engaged in making signs other than on a custom basis and neon sign manufacturers are classified in Manufacturing.
2. Interior designing. Establishments primarily engaged in advising clients on the selection of furniture, draperies, rugs, and other interior decorations on a commission or fee basis. Establishments providing interior designing service but primarily engaged in the sale of merchandise, are not included. Painting and papering contractors who frequently call themselves "interior decorators" are classified in Construction.
3. Telephone answering services. Establishments primarily engaged in transmitting telephone messages to their clients. Paging services are classified in Communications.
4. Water softening and conditioning services. Establishments primarily engaged in softening water by chemical treatment or other methods.
5. Packaging and labeling services. Establishments primarily engaged in packaging and labeling products, on a contract or fee basis, in packages or other containers normally intended for retail distribution. Companies primarily engaged in packing, crating, and otherwise preparing goods for shipping are classified in Transportation.
6. Trading stamp services. Establishments primarily engaged in selling trading stamps or merchandise coupons to merchants. The redemption stores of trading stamp companies are classified as auxiliary to this industry.

7. Convention and trade show services. Establishments primarily engaged in providing a variety of services to conventions and trade shows on a contract or fee basis, including decoration services, registration services, promotion, and other administrative functions.
8. Private mail centers. Establishments primarily engaged in providing mailbox rental and other postal and mailing (except advertising) services. In addition, establishments may provide typing, photocopying, and FAX services, and may sell office supplies.
9. Miscellaneous business services, n.e.c. Establishments primarily engaged in furnishing business services, not elsewhere classified.

Automotive Repair, Services, and Parking (SIC Major Group 75)

This group includes establishments primarily engaged in furnishing automotive repair, rental, leasing, parking, and other services. Similar facilities owned and operated by concerns for their own use and not available to the general public are treated as auxiliary establishments of those concerns and are not included here. Automotive repair shops operated by establishments engaged in the sale of new automobiles are classified in Retail Trade, as are those operated by gasoline service stations (where sales of merchandise (including fuel) exceed repair receipts). Automobile driving instruction is classified in Industry 8299.

Truck rental and leasing, without drivers (SIC 7513).

Establishments primarily engaged in short-term rental or extended-term leasing (with or without maintenance) of trucks, truck tractors, or semitrailers without drivers. Establishments primarily engaged in renting or leasing, except finance leasing, of industrial trucks are classified in Industry 7359; those renting or leasing trucks with drivers are classified in Transportation, Industry Group 421; and those renting or leasing heavy construction and earth moving equipment are classified in Industry 7353. Establishments primarily engaged in finance leasing are classified in Finance, Major Group 61.

For large geographic areas, data are presented for the following subdivisions of this classification:

1. Truck rental, without drivers.
2. Truck leasing, except finance leasing.

Passenger car rental (SIC 7514). Establishments primarily engaged in short-term rental of passenger cars without drivers. Data for separate automotive rental offices or concessions (e.g., airport locations) in the same metropolitan area, for which a common fleet of cars is maintained, are merged and not considered as separate establishments. Establishments primarily engaged in renting automobiles with drivers are classified in Transportation, Industry 4119.

Passenger car leasing (SIC 7515). Establishments primarily engaged in extended-term leasing of passenger cars without drivers. These establishments may or may not provide maintenance of vehicles as part of the lease contract. Establishments primarily engaged in renting automobiles with drivers are classified in Transportation, Industry 4119. Establishments primarily engaged in finance leasing are classified in Finance, Major Group 61.

Utility trailer and recreational vehicle rental (SIC 7519).

Establishments primarily engaged in daily or extended-term rental of utility trailers and recreational vehicles. Establishments primarily engaged in renting motorcycles, bicycles, golf carts, gocarts, or recreational boats are classified in Industry 7999, and those engaged in renting airplanes are classified in Industry 7359. Establishments primarily engaged in the rental of mobile homes on site are classified in Real Estate, Industry 6515.

Automobile parking (SIC 7521).

Establishments primarily engaged in the temporary parking of automobiles usually on an hourly, daily, or monthly contract or fee basis. Excluded are municipal parking lots and lots operated by establishments or institutions primarily engaged in other activities (e.g., department stores, hospitals, restaurants). Valet parking is classified in Industry 7299. Establishments primarily engaged in extended or dead storage of automobiles are classified in Transportation, Industry 4226.

For large geographic areas, data are presented for the following subdivisions of this classification:

1. Parking lots.
2. Parking structures.

Top, body, and upholstery repair shops and paint shops (SIC 7532).

Establishments primarily engaged in the repair of automotive tops, bodies, and interiors, or automotive painting and refinishing. Also included in the industry are establishments primarily engaged in customizing automobiles, trucks, and vans, except on a factory basis. Those engaged in customizing automobiles, trucks, and vans on a factory basis are classified in Manufacturing, Industry Group 371.

For large geographic areas, data are presented for the following subdivisions of this classification:

1. Top and body repair shops.
2. Paint shops.

Automotive exhaust system repair shops (SIC 7533).

Establishments primarily engaged in the installation, repair, or sale and installation of automotive exhaust systems. The sale of mufflers, tailpipes, and catalytic converters is considered to be incidental to the installation of these products.

Tire retreading and repair shops (SIC 7534).

Establishments primarily engaged in repairing and retreading automotive tires. Establishments classified here may either retread customers' tires or retread tires for sale or exchange to the user or the trade.

Automotive glass replacement shops (SIC 7536). Establishments primarily engaged in the installation, repair, or sale and installation of automotive glass. The sale of the glass is considered incidental to the replacement.

Automotive transmission repair shops (SIC 7537). Establishments primarily engaged in the installation, repair, or sale and installation of automotive transmissions. The sale of transmissions and related parts is considered incidental to transmission installation or repair.

General automotive repair shops (SIC 7538). Establishments primarily engaged in general automotive repair, such as engine repair shops (except industrial truck engines), general repair and service garages, and diesel engine repair shops. Establishments primarily engaged in specialized repair of individual engine components, not elsewhere classified, are classified in Industry 7539. Establishments primarily engaged in repair of motorcycles are classified in Industry 7699.

For large geographic areas, data are presented for the following subdivisions of this classification:

1. General automotive repair shops, except diesel.
2. Diesel repair shops.

Automotive repair shops, n.e.c. (SIC 7539). Establishments primarily engaged in specialized automotive repair, not elsewhere classified, such as fuel service (carburetor repair), brake relining, front-end and wheel alignment, and radiator repair. Establishments primarily engaged in automotive welding are classified in Industry 7692.

For large geographic areas, data are presented for the following subdivisions of this classification:

1. Radiator repair.
2. Brake, front end, and wheel alignment.
3. Carburetor repair shops.
4. Automotive electrical repair shops.
5. Other automotive repair shops, n.e.c. Establishments primarily engaged in specialized automotive repairs, not elsewhere classified, such as frame repair, piston ring service and repair, speedometer repair, and heater and air-conditioning repair.

Carwashes (SIC 7542). Establishments primarily engaged in washing, waxing, and polishing motor vehicles or furnishing facilities for the self-service washing of motor vehicles.

Automotive services, except repair and carwashes (SIC 7549). Establishments primarily engaged in furnishing automotive services, except repair and carwashes, such as lubricating service, towing service, diagnostic service, undercoating service, and inspection service.

For large geographic areas, data are presented for the following subdivisions of this classification:

1. Lubrication shops.
2. Towing services.
3. Other automotive services, n.e.c.

Miscellaneous Repair Services (SIC Major Group 76)

This group includes establishments primarily engaged in miscellaneous repair services, not elsewhere classified. Repair departments of retail dealers or manufacturers are not included unless operated as separate establishments and reported as such. This group does not include some repair services of which the more important are: repair to structures (classified in Construction); garment and shoe repair (classified in Major Group 72); automotive repair services (classified in Major Group 75); electronic computer and computer peripheral equipment repair services (classified in Industry 7378); ship and boat repair (classified in Manufacturing); and railroad repair (classified in Manufacturing).

Radio and television repair shops (SIC 7622). Establishments primarily engaged in repairing radios, televisions, phonographs, stereo equipment, and tape recorders. Also included are establishments engaged in installing and repairing television, amateur, and citizens' band antennas, and those engaged in installing and servicing similar equipment in homes, offices, boats, automobiles, or other vehicles. Establishments primarily engaged in installation, repair, or maintenance of radio and television broadcast transmitting antennas and towers are classified in Construction. Repair departments of radio and television dealers are not included here unless operated and reported as separate establishments.

Refrigeration and air-conditioning service and repair shops (SIC 7623). Establishments primarily engaged in servicing and repairing household and commercial electrical refrigerators and air-conditioning and refrigeration equipment. Establishments primarily engaged in servicing and repairing gas refrigeration equipment are classified in Industry 7699, and those repairing automotive air-conditioning equipment are classified in Industry 7539. Establishments primarily engaged in installing refrigeration and air-conditioning systems are classified in Construction.

Electrical and electronic repair shops, n.e.c. (SIC 7629). Establishments primarily engaged in servicing and repairing electrical and electronic equipment, not elsewhere classified, such as electrical household appliances (washing machines, vacuum cleaners, irons, toasters, etc.) and electrical and electronic industrial equipment. Electrical contractors and electrical shops engaged primarily in house wiring are included in Construction, Industry 1731. The repair of electric motors is classified in Industry 7694. Repair of electronic computers and computer peripheral equipment is classified in Industry 7378.

Watch, clock, and jewelry repair (SIC 763). Establishments primarily engaged in the repair of watches, clocks, or jewelry. Establishments primarily engaged in assembling watches from purchased parts are classified in Manufacturing, Industry 3873.

Reupholstery and furniture repair (SIC 764). Establishments primarily engaged in furniture reupholstery and repair. Establishments primarily engaged in selling upholstery materials, making slipcovers and draperies to order, or in upholstering new frames to individual order are classified in Retail Trade, as are establishments making furniture and cabinets on a custom basis.

Welding repair (SIC 7692). Establishments primarily engaged in repair work by welding, including automotive welding. Welding in connection with the manufacture of a product is classified in Manufacturing. Welding contractors doing welding work at construction sites are classified in Construction, Industry 1799.

Armature rewinding shops (SIC 7694). Establishments primarily engaged in rewinding armatures and rebuilding or repairing electric motors. Establishments classified here may either repair customers' equipment or repair their own equipment for sale or exchange to users or to the trade. Establishments primarily engaged in the repair of electrical appliances are classified in Industry 7629.

Repair shops and related services, n.e.c. (SIC 7699). Establishments primarily engaged in specialized repair services, not elsewhere classified, such as farm machinery and equipment repair; lawnmower, saw, knife, and tool sharpening and repair; bicycle repair; lock and gun repair; musical instrument repair; and the repair of typewriters. Repair services which involve primarily electrical or electronic equipment or components are classified in Industry 7629; however, primarily mechanical repair of electrically powered equipment, such as electric sewing machine repair, is included here.

For large geographic areas, data are presented for the following subdivisions of this classification:

1. Farm machinery and equipment repair.
2. Lawnmower and other small gasoline engine repair. Establishments primarily engaged in saw, knife, and tool sharpening are also included here.
3. Sewer and septic tank cleaning services. Establishments primarily engaged in cleaning or repairing sewers and septic tanks. Establishments which install septic tanks are classified in Construction.
4. Other repair and related services, n.e.c. Establishments primarily engaged in specialized repair services, not elsewhere classified, such as aircraft flight instrument repair (except electrical), blacksmith shops, bicycle repair, boiler repair, photographic equipment repair,

dental instrument repair, furnace and chimney cleaning, gunsmith shops, key duplicating shops, motorcycle repair, musical instrument tuning and repair, taxidermists, typewriter repair, umbrella repair, and venetian blind repair.

Motion Pictures (SIC Major Group 78)

This group includes establishments producing and distributing motion pictures, exhibiting motion pictures in commercially operated theaters, and furnishing services to the motion picture industry. The term "motion pictures" includes similar productions for television or other media using film, tape, or other means.

Motion picture and video tape production (SIC 7812). Establishments primarily engaged in the production of theatrical and nontheatrical motion pictures and video tapes for exhibition or sale. Establishments engaged in both production and distribution of motion pictures are included here, as well as those engaged in the production of educational, industrial, and religious films. Establishments primarily engaged in motion picture and video tape reproduction are classified in Industry 7819.

For large geographic areas, data are presented for the following subdivisions of this classification:

1. Motion picture production, except for television.
2. Motion picture and tape production for television.

Services allied to motion picture production (SIC 7819). Establishments primarily engaged in performing auxiliary services to motion picture production, such as motion picture film processing, editing, and titling. Also included are casting bureaus, wardrobe and studio property rental, rental and repair of cameras and other motion picture equipment, stock footage film libraries, and television tape services (editing, transfers, etc.).

Motion picture and video tape distribution (SIC 7822). Establishments primarily engaged in the distribution (rental or sale) of theatrical and nontheatrical motion picture films or in the distribution of video tapes and disks, except to the general public. Establishments engaged in both distribution and production are classified in Industry 7812. Establishments primarily engaged in renting video tapes and disks to the general public are classified in Industry 7841, and those engaged in the sale of video tape and disks to individuals for personal or household use are classified in Retail Trade, Industry 5735.

For large geographic areas, data are presented for the following subdivisions of this classification:

1. Motion picture film exchanges.
2. Film and tape distribution for television.
3. Video tape wholesalers.

Services allied to motion picture distribution (SIC 7829). Establishments primarily engaged in performing auxiliary services to motion picture distribution, such as film delivery service, film purchasing and booking agencies, and film libraries.

Motion picture theaters, except drive-in (SIC 7832). Commercially operated theaters primarily engaged in the indoor exhibition of motion pictures.

Drive-in motion picture theaters (SIC 7833). Commercially operated theaters, commonly known as drive-in theaters, primarily engaged in the outdoor exhibition of motion pictures.

Video tape rental (SIC 7841). Establishments primarily engaged in renting recorded video tapes and disks to the general public for personal or household use. Establishments primarily engaged in renting video recorders and players are classified in Industry 7359. Establishments primarily engaged in selling recorded video tapes and disks to the general public are classified in Retail Trade, Industry 5735, and those engaged in the wholesale distribution of recorded video tapes and disks are classified in Industry 7822.

Amusement and Recreation Services, Except Motion Pictures (SIC Major Group 79)

This group includes establishments primarily engaged in providing amusement, recreation, or entertainment services, not elsewhere classified. Gambling businesses, where legal, are also included in this Major Group; however, combined gambling and lodging facilities with 25 guestrooms or more are classified in Industry 7011. Establishments primarily engaged in operating museums, art galleries, arboreta, and botanical and zoological gardens are classified in Major Group 84.

Dance studios, schools, and halls (SIC 791). Establishments primarily engaged in operating public dance halls or ballrooms, dance studios, and dance schools. Establishments primarily engaged in renting facilities used as dance halls or ballrooms are classified in Real Estate, Industry 6512.

Theatrical producers (except motion picture) and miscellaneous theatrical services (SIC 7922). Establishments primarily engaged in providing live theatrical presentations, such as road companies and summer theaters. This industry also includes services allied with theatrical presentations, such as casting agencies; booking agencies for plays, artists, and concerts; scenery, lighting, and other equipment services; and theatrical ticket agencies. Also included in this industry are producers of live and taped radio programs and commercials and producers of live television programs.

For large geographic areas, data are presented for the following subdivisions of this classification:

1. Producers of live theatrical productions. Stock or repertory companies, whether or not operating their own theaters, are included here. Establishments primarily engaged in producing shows for dinner theaters but not operating the food service are also included here. Dinner theaters operating food service are classified in Retail Trade, Industry 5812.
2. Producers of radio and television shows, except tape producers. Establishments primarily engaged in producing shows for live presentation on radio and television. Producers of motion picture and television tape are classified in Industry 7812 and producers of radio tape in the subgroup Other theatrical services.
3. Artists' and entertainers' managers or agents, concert bureaus, and booking agents.
4. Other theatrical services. Establishments engaged in theatrical services, not elsewhere classified, such as ticket agencies; theatrical, television, and radio employment agencies; theatrical equipment rental and design; and lighting. Radio show tape producers are included here.

Bands, orchestras, actors, and other entertainers and entertainment groups (SIC 7929). Establishments primarily engaged in providing entertainment other than live theatrical presentations. These establishments include bands, orchestras, and entertainers.

For large geographic areas, data are presented for the following subdivisions of this classification:

1. Dance groups and artists.
2. Symphony orchestras, opera companies, and chamber music organizations.
3. Other music groups and artists. Dance and stage bands, orchestras (except symphony or chamber), combos, quintets, soloists, and similar musical organizations, groups, and artists.
4. Other entertainers and entertainment groups. Entertainers other than dance bands, symphony orchestras, dance groups, or similar musical and dance organizations.

Bowling centers (SIC 7933). Establishments primarily engaged in providing facilities for bowling.

Professional sports clubs and promoters (SIC 7941). Operators and promoters of professional and semiprofessional athletic clubs, promoters of athletic events, and managers of individual professional athletes. Receipts from radio or television broadcasts, from sales of players, from concession operators, and from noncustomer sources are not included in the total receipts for the activities

classified here. Establishments primarily engaged in renting stadiums and athletic fields to sports promoters and clubs are classified in Real Estate, Industry Group 651.

For large geographic areas, data are presented for the following subdivisions of this classification:

1. Baseball clubs.
2. Football clubs.
3. Other professional sports clubs.
4. Managers and promoters.

Racing, including track operation (SIC 7948). Promoters and participants in racing activities, including racetrack operators, operators of racing stables, jockeys, racehorse trainers, and race car owners and operators. Establishments which own racetracks but do not engage in promotion of racing events, are classified in Real Estate, Industry Group 651. Stables and kennels primarily engaged in breeding or boarding horses and dogs are classified in Agriculture, Industry 0752.

For large geographic areas, data are presented for the following subdivisions of this classification:

1. Auto racetrack operation.
2. Horse racetrack operation.
3. Dog racetrack operation.
4. Racing stables and racing, n.e.c.

Physical fitness facilities (SIC 7991). Establishments primarily engaged in operating reducing and other health clubs, spas, and similar facilities featuring exercise and other active physical fitness conditioning, whether or not on a membership basis. Establishments providing aerobic dance and exercise classes are also included here. Sports and recreation clubs are classified in Industry 7997 if operated on a membership basis, and in Industry 7992 or 7999 if open to the general public. Health resorts and spas providing lodging are classified in Major Group 70. Establishments that promote physical fitness through diet control are classified in Industry 7299.

For large geographic areas, data are presented for the following subdivisions of this classification:

1. Physical fitness centers, except gymnasiums and athletic clubs.
2. Gymnasiums and athletic clubs.

Public golf courses (SIC 7992). Privately operated establishments primarily engaged in the operation of golf courses open to the general public on a fee basis. Municipally owned and operated golf courses are not included. Membership golf and country clubs are classified in Industry 7997. Miniature golf courses and golf driving ranges are classified in Industry 7999.

Coin-operated amusement devices (SIC 7993). Establishments primarily engaged in operating coin-operated amusement devices either in their own or in other places of business. Such amusement devices include juke boxes, pinball machines, mechanical games, video games, slot machines (where legal), and similar types of amusement equipment. The amusement devices may also be operated by bills. Amusement arcades and parlors are also included. Establishments primarily engaged in rental of such devices are classified in Industry 7359.

Amusement parks (SIC 7996). Establishments known as amusement parks, theme parks, kiddie parks, etc., which group together a number of attractions, such as mechanical rides, amusement devices, refreshment stands, and picnic grounds. Individual ride operators or concessionaires operating within the park are classified in Industry 7999, as are carnivals operating without a fixed exhibition site. Owners of the park grounds (who do not operate the amusement parks) are classified in Real Estate, Industry Group 651.

Membership sports and recreation clubs (SIC 7997). Sports and recreation clubs which maintain facilities for use only by members and their guests, such as country, golf, tennis, yacht, and swimming clubs. Such establishments are classified here regardless of the proportion of receipts derived from food or liquor sales. Membership organizations engaged in civic, social, or fraternal activities are classified in Industry 864. Physical fitness facilities are classified in Industry 7991.

Amusement and recreation services, n.e.c. (SIC 7999). Establishments primarily engaged in the operation of sports, amusement, and recreation services, not elsewhere classified, such as bathing beaches, swimming pools, and riding academies and schools. Membership sports and recreation clubs not open to the general public are classified in Industry 7997.

For large geographic areas, data are presented for the following subdivisions of this classification:

1. Concession operators of amusement devices and rides. Concession operators of mechanical rides or of amusement devices in amusement parks, carnivals, circuses, or fairs; or operators of independently operated rides or devices of this type.
2. Carnivals and circuses. Establishments operating a group of amusement, service, and/or retail units, generally known as carnivals, which do not have any fixed exhibition site; or companies engaged in the operation of circuses having acrobatic and animal shows and individual circus acts. Side shows are included here. Individual performers in circuses are classified in Other entertainers and entertainment groups, a subgroup of Industry 7929.
3. Fairs. Establishments primarily engaged in arranging and operating the exhibitions and related activities

usually associated with county, State, or similar fairs. Carnivals and side shows which are part of the fairs but which are independently owned and operated are included in the subgroup Carnivals and circuses. Other independently owned and operated amusement device and ride concessions are included in the subgroup Concession operators of amusement devices and rides.

4. Roller skating rinks.
5. Ice skating rinks.
6. Other amusement and recreation services, n.e.c. Establishments primarily engaged in the commercial operation of sports, amusement, and recreation services, not elsewhere classified. Included are establishments engaged in instruction of sports or recreational activities, such as baseball, bridge, golf, judo, karate, skiing, swimming, and tennis. Also included are establishments renting articles for amusement and recreation, such as beach chairs and accessories, bicycles, golf carts, small boats and canoes, and saddle horses.

Other establishments in this classification include commercially operated bathing beaches, gambling establishments (where legal), golf driving ranges, miniature golf courses, riding academies and stables, shooting galleries, slot-car tracks, ski lifts, day camps, and establishments engaged in the commercial operation of swimming pools open to the general public for a fee. Municipally operated golf courses and swimming pools are excluded from this census. Privately owned tourist attractions, such as natural wonders or manmade exhibits, are included here. Museums, art galleries, and botanical and zoological gardens are included in Major Group 84.

Health Services (SIC Major Group 80)

This group includes establishments primarily engaged in furnishing medical, surgical, and other health services to persons. Associations or groups, such as Health Maintenance Organizations (HMO's), primarily engaged in providing medical or other health services to members are included but those which only provide insurance covering hospitalization or medical costs are classified in Insurance, Major Group 63. Hospices providing medical services are also included in this Major Group and are classified according to the primary service provided. Health care facilities were primarily coded based on self-designation. Where multiple levels of care were indicated but were not apparently separate operations, the facility was generally classified based on the highest level of care provided. Veterinarians are classified in Agriculture, Industry Group 074.

Offices and clinics of doctors of medicine (SIC 801). Establishments of licensed practitioners having the degree of M.D. and engaged in the practice of general or specialized medicine and surgery. General medical clinics (staffed by licensed practitioners having M.D. degree) are also classified here.

Associations of physicians formed solely for sharing expenses (including payroll) are also included here. Receipts are not applicable for these associations since their operations are funded by reimbursements from member firms, and these funds are not considered operating receipts for medical services provided. However, their payroll and employment data are included in statistics presented for this category.

For large geographic areas, data are presented for the following subdivisions of this classification:

1. Offices of doctors of medicine. Includes offices as well as group clinics owned and operated by physicians for the purpose of carrying on their profession.
2. General medical clinics. Includes clinics not owned and operated by physicians associated for the purpose of carrying on their profession.

Offices and clinics of dentists (SIC 802). Establishments of licensed practitioners having the degree of D.D.S. (or D.D. Sc.) or D.M.D. and engaged in the practice of general or specialized dentistry, including dental surgery. Dental clinics are also classified here.

For large geographic areas, data are presented for the following subdivisions of this classification:

1. Offices of dentists. Includes offices as well as group clinics owned and operated by dentists associated for the purpose of carrying on their profession.
2. Dental clinics. Includes clinics not owned and operated by dentists associated for the purpose of carrying on their profession.

Offices and clinics of doctors of osteopathy (SIC 803). Establishments of licensed practitioners having the degree of D.O. and engaged in the practice of general or specialized osteopathic medicine and surgery.

For large geographic areas, data are presented for the following subdivisions of this classification:

1. Offices of osteopathic physicians.
2. Osteopathic clinics.

Offices and clinics of chiropractors (SIC 8041). Establishments of licensed practitioners having the degree of D.C. and engaged in the practice of chiropractic medicine.

Offices and clinics of optometrists (SIC 8042). Establishments of licensed practitioners having the degree of O.D. and engaged in the practice of optometry. Establishments where receipts are primarily from the sale of optical goods prescribed as a result of eye examinations performed at another establishment are classified in Retail Trade, Industry 5999.

Offices and clinics of podiatrists (SIC 8043). Establishments of licensed practitioners having the degree of D.P. and engaged in the practice of podiatry.

Offices and clinics of health practitioners, n.e.c. (SIC 8049). Establishments of health practitioners engaged in practice in health fields, not elsewhere classified, such as acupuncturists, midwives, nutritionists, physical and occupational therapists, and psychologists.

Skilled nursing care facilities (SIC 8051). Establishments primarily engaged in providing inpatient nursing and rehabilitative services to patients who require continuous health care but not hospital services. Care must be ordered by and under the direction of a physician. The staff must include a licensed nurse on duty continuously with a minimum of one full-time registered nurse on duty during each day shift. Included are establishments certified to deliver skilled nursing care under the Medicare and Medicaid programs.

Intermediate care facilities (SIC 8052). Establishments primarily engaged in providing inpatient nursing and rehabilitative services but not on a continuous basis. Staffing must include 24-hour per day personnel with a licensed nurse on duty full-time during each day shift. At least once a week, consultation with a registered nurse on the delivery of care is required. Included are facilities certified to deliver intermediate care under the Medicaid program.

Nursing and personal care facilities, n.e.c. (SIC 8059). Establishments primarily engaged in providing some nursing and/or health-related care to patients who do not require the degree of care and treatment that a skilled or intermediate care facility is designed to provide. Included are rest homes, convalescent homes, and other institutions where health care is a major element. Residential facilities, such as homes for the retarded and the elderly which provide personal care but where health care is incidental, are classified in Industry 8361.

General medical and surgical hospitals (SIC 8062). Establishments primarily engaged in providing general medical and surgical services and other hospital services. Specialty hospitals are classified in Industries 8063 and 8069.

Psychiatric hospitals (SIC 8063). Establishments primarily engaged in providing diagnostic medical services and inpatient treatment for the mentally ill. Establishments known as hospitals and primarily engaged in providing health care for the mentally retarded are classified in Industry 8051.

Specialty hospitals, except psychiatric (SIC 8069). Establishments primarily engaged in providing diagnostic services, treatment, and other hospital services for specialized categories of patients, except for the mentally ill.

Medical laboratories (SIC 8071). Establishments primarily engaged in providing professional analytic or diagnostic services to the medical profession or to the patient as

prescribed by a physician. Laboratories engaged in the manufacture of medical or pharmaceutical products are classified in Manufacturing. Laboratories engaged in commercial medical research are classified in Industry 8731, and those engaged in noncommercial medical research are classified in Industry 8733.

Dental laboratories (SIC 8072). Establishments primarily engaged in making dentures, artificial teeth, and orthodontic appliances to order for the dental profession. The manufacture of teeth other than to order is classified in Manufacturing. Establishments providing dental X-ray laboratory services are classified in Industry 8071.

Home health care services (SIC 8082). Establishments primarily engaged in providing skilled nursing or medical care in the home under supervision of a medical doctor. Establishments of registered or practical nurses engaged in the independent practice of their profession are classified in Industry 8049, and nurses' registries are classified in Industry 7361. Establishments primarily engaged in selling health care products for personal or household consumption are classified in Retail Trade, and those engaged in renting or leasing products for health care are classified in Industry 7352.

Kidney dialysis centers (SIC 8092). Establishments primarily engaged in providing kidney or renal dialysis services.

Specialty outpatient facilities, n.e.c. (SIC 8093). Establishments primarily engaged in outpatient care of a specialized nature, such as alcohol and drug treatment, birth control/family planning, etc., with permanent facilities and with medical staff to provide diagnosis, treatment, or both for patients who are ambulatory but do not require inpatient care.

Health and allied services, n.e.c. (SIC 8099). Establishments primarily engaged in providing health and allied services, n.e.c., such as blood banks, blood donor stations, childbirth preparation classes, medical photography and art, and oxygen tent services. Establishments of registered or practical nurses in independent practice are classified in Industry 8049. Ambulance services are classified in Transportation, Industry 4119.

Legal Services (SIC Major Group 81)

This group includes establishments which are headed by members of the bar and are engaged in offering legal advice or legal services. Nonprofit legal services (including legal aid societies) are classified here. Associations of lawyers formed solely for the sharing of expenses (including payroll) and not for the purpose of jointly practicing their profession are also included. Receipts are not applicable for these associations since their operations are funded by reimbursements from member firms, and these

funds are not considered operating receipts for legal services provided. However, their payroll and employment data are included in statistics presented for this category.

Selected Educational Services (SIC's 823, 824, 829)

This group includes libraries as well as establishments furnishing formal courses through correspondence, commercial, and trade schools. Elementary and secondary schools (Industry 8211); colleges, universities, and professional schools (Industry 8221); and junior colleges and technical institutes (Industry 8222) are out of scope of the census.

Libraries (SIC 823). Establishments primarily engaged in providing library services, including the circulation of books and other materials for reading, study, and reference.

Data processing schools (SIC 8243). Establishments primarily engaged in offering training in data processing (including data keying), computer programming, and in computer and peripheral equipment operation, maintenance, and repair.

Business and secretarial schools (SIC 8244). Establishments primarily engaged in offering courses in business machine operation, office procedures, and secretarial and stenographic skills.

Vocational schools, n.e.c. (SIC 8249). Establishments primarily engaged in offering specialized vocational courses, not elsewhere classified but not academic training. This industry includes apprentice training, aviation schools, commercial art schools, and practical nursing schools. Schools for the instruction of beauticians are classified in Industry 7231, and barber schools are classified in Industry 7241. Establishments primarily engaged in offering educational courses by mail are included here.

Schools and educational services, n.e.c. (SIC 829). Establishments primarily engaged in offering specialized educational courses and services, not elsewhere classified, such as music schools, drama schools, language schools, student exchange programs, and civil service and other short-term examination preparatory schools. Vocational counseling (excluding rehabilitation) is also included here. Educational testing is included in Industry 8748. Establishments primarily engaged in operating dance schools are classified in Industry 7911; those providing rehabilitation counseling are classified in Industry 8331; and those providing sports instruction in Industry 7999.

Social Services (SIC Major Group 83)

This group includes establishments providing social services and rehabilitation services to those persons with social or personal problems requiring special services and to the physically challenged and the disadvantaged. Also

included are organizations soliciting funds to be used directly for these and related services, as well as community development and planning agencies. Government offices involved with the delivery of such services are out of scope of the census.

Individual and family social services (SIC 832). Establishments primarily engaged in providing one or more of a variety of individual and family social, counseling, welfare, or referral services, including refugee, disaster, and temporary relief services.

Job training and vocational rehabilitation services (SIC 833). Establishments primarily engaged in providing training, work experience, and vocational rehabilitation services for the unemployed, the underemployed, the physically challenged, and to persons who have a job market disadvantage because of lack of education or experience, skill obsolescence, or personal characteristics or problems. Included are upgrading and job development services, skill training, world-of-work orientation, and vocational rehabilitation counseling. Union apprentice training schools are classified in Industry 8249.

Child day care services (SIC 835). Establishments primarily engaged in care of infants or children, or in providing prekindergarten education, where medical care or delinquency correction is not a major element. These establishments may or may not have substantial educational programs and may care for older children when they are not in school. Establishments providing babysitting services are classified in Industry 7299. Head start centers operating in conjunction with elementary schools are classified in Industry 8211.

Residential care (SIC 836). Establishments primarily engaged in the provision of residential social and personal care for children, the elderly, and special categories of persons with some limits on ability for self-care but where medical care is not a major element. Included here are group foster homes; halfway group homes; homes for the retarded, the elderly, the deaf, and the blind; juvenile correctional homes; rehabilitation (residential) centers; and children's boarding homes. Boarding schools providing elementary and secondary education are classified in Industry 8211.

Social services, n.e.c. (SIC 839). Establishments primarily engaged in providing social services, not elsewhere classified, including community improvement, social change, and neighborhood development. Also included are organizations primarily engaged in soliciting contributions on their own account and administering appropriations and allocating funds among other agencies engaged in social welfare services; establishments primarily engaged in the prevention of criminal or antisocial behavior; and regional social service planning agencies. Establishments which raise funds on a contract basis are classified in Industry 7389. Civic, social, fraternal, and political organizations are included

in Major Group 86. Industrial development consulting and planning is classified in Industry 8748. Philanthropic trusts and foundations which are not actually engaged in providing social welfare services are classified in Finance, Industry 6732.

Museums, Art Galleries, and Botanical and Zoological Gardens (SIC Major Group 84)

This major group includes commercial and noncommercial museums, art galleries, arboreta, and botanical and zoological gardens.

Museums and art galleries (SIC 8412). Establishments primarily engaged in the commercial or noncommercial operation of museums and art galleries. Historical, cultural, and educational societies whose functions are primarily providing attractions for the public are included here. Art galleries or art dealers primarily selling to the general public are classified in Retail Trade, Industry 5999.

Arboreta and botanical or zoological gardens (SIC 8422). Establishments primarily engaged in the commercial or noncommercial operation of arboreta and botanical and zoological gardens.

Selected Membership Organizations (SIC's 861, 862, 864, 869)

This group includes organizations operating on a membership basis for the promotion of the interests of their members. Also included are organizations which are not operated on a membership basis but which promote the interests of a constituency or group of supporters. This group does not include business establishments operated by membership organizations, such as hotels open to the general public, golf and country clubs, fraternity and sorority houses, and credit unions. Such establishments are classified according to their primary activity.

Establishments of religious organizations operated for worship or for promotion of religious activities, such as churches, convents, and religious schools and missions, are classified in Industry 8661 and are out of scope of the census. Also excluded are Labor unions and similar labor organizations (Industry 8631) and Political organizations (Industry 8651).

Business associations (SIC 861). Membership organizations engaged in promoting business interests of their members, such as better business bureaus, boards of trade, chambers of commerce, industrial standards committees, merchants' associations, real estate boards, and trade associations. Membership organizations formed to carry out a specific business function, such as common marketing of crops or joint advertising, are classified according to the function performed.

Professional membership organizations (SIC 862). Membership organizations of professional persons formed for the advancement of the interests of their profession, such as bar associations, engineering associations, and scientific membership organizations.

Civic, social, and fraternal associations (SIC 864).

Membership organizations engaged in civic, social, or fraternal activities, such as alumni associations, citizens' associations, fraternities, scout organizations, singing societies, university clubs, veterans' organizations, youth associations, and consumer education and public advocacy groups (except organizations primarily engaged in research). Bars and restaurants owned and operated by organizations for use by members and guests only are also classified here. Hotels and lodging houses operated by organizations for use by members and their guests only, including fraternity and sorority houses, are classified in Industry 7041. Membership sports and recreation clubs are classified in Industry 7997. Homeowner, tenant, and condominium associations primarily engaged in managing real estate are classified in Real Estate, Industry 6531.

Membership organizations, n.e.c. (SIC 869). Membership organizations, not elsewhere classified, such as athletic regulatory associations, automobile owners' associations, farm bureaus, historical clubs, and humane societies.

Engineering, Accounting, Research, Management, and Related Services (SIC Major Group 87)

This group includes establishments primarily engaged in providing engineering, architectural, and surveying services; accounting, auditing, and bookkeeping services; research, development, and testing services; and management and public relations services.

Engineering services (SIC 8711). Establishments primarily engaged in providing professional engineering services. Establishments primarily providing and supervising their own engineering staff on temporary contract to other firms are included here. Establishments providing engineering but not supervisory, personnel are classified in Industry 7363. Photogrammetric engineering services are classified in Industry 8713.

Architectural services (SIC 8712). Establishments primarily engaged in providing professional architectural services. Landscape architectural services are classified in Agriculture, Industry 0781. Establishments primarily engaged in providing graphic arts and related design services are classified in Industry 7336, and those providing drafting services are classified in Industry 7389.

Surveying services (SIC 8713). Establishments primarily engaged in providing professional land, water, and aerial surveying services.

Accounting, auditing, and bookkeeping services (SIC 8721). Establishments primarily engaged in furnishing accounting, bookkeeping, and related auditing services. These establishments may use data processing and tabulating techniques as part of providing their services. However,

establishments primarily engaged in providing data processing and tabulating services are classified in Industry 7374. Establishments providing income tax return preparation services, without also furnishing accounting, auditing, or bookkeeping services, are classified in Industry 7291.

Commercial physical and biological research (SIC 8731).

Establishments primarily engaged in physical and biological research and development on a contract or fee basis. Noncommercial research establishments (funded by endowments, grants, or contributions) are classified in Industry 8733. Separate establishments of aircraft, guided missile, or spacecraft manufacturers primarily engaged in research and development on these products are classified in Manufacturing, Major Group 37.

For large geographic areas, data are presented for the following subdivisions of this classification:

1. Commercial physical research.
2. Commercial medical and biological research.

Commercial economic, sociological, and educational research (SIC 8732).

Establishments primarily engaged in performing business, marketing, opinion, and other economic, sociological, and educational research on a contract or fee basis. Noncommercial research establishments (funded by endowments, grants, or contributions) are classified in Industry 8733.

Noncommercial research organizations (SIC 8733). Establishments primarily engaged in performing research into and dissemination of information for public health, education, or general welfare. These establishments primarily operate on funds from endowments, contributions, and grants. Establishments which fund such research, although the actual research may be contracted out to other establishments, are also classified here.

Testing laboratories (SIC 8734). Establishments primarily engaged in providing testing services. Establishments performing clinical laboratory testing for the medical profession are classified in Industry 8071.

Management services (SIC 8741). Establishments primarily engaged in furnishing general or specialized management services on a day to day basis and on a contract or fee basis. Establishments classified here do not provide operating staff. Management and operation of a business, where operating staff as well as management is provided, is classified according to the activity of the establishment managed. Construction management services are classified here.

Management consulting services (SIC 8742). Establishments primarily engaged in furnishing operating counsel and assistance to managements of private, nonprofit, and public organizations. These establishments generally perform a variety of activities, such as strategic and organizational planning; financial planning and budgeting; marketing objectives and policies planning; information systems

planning, evaluation, and selection; human resources policies and practices planning; and production scheduling and control planning.

Public relations services (SIC 8743). Establishments primarily engaged in the preparation of materials, written or spoken, which are designed to promote the interests of their clients by attempting to influence the general public or other groups.

Facilities support management services (SIC 8744).

Establishments primarily engaged in furnishing personnel to perform a range of services in support of the operations of other establishments, or those engaged in providing a number of different continuing services, on a contract or fee basis, within other establishments. Establishments which provide management and staff to operate a business are classified according to the type of activity of the business. Establishments primarily providing one specialized service are classified in the specialized industry. Establishments primarily supplying temporary or continuing help (except agricultural) are classified in Industry 7363. Establishments which provide management services only (except agricultural) are classified in Industry 8741. Computer facilities management is classified in Industry 7376.

Business consulting services, n.e.c. (SIC 8748). Establishments primarily engaged in furnishing business consulting services, not elsewhere classified, on a contract or fee basis. Included are agricultural, economic, educational, and systems engineering consultants as well as city planners and testing services (educational or personnel).

Services, Not Elsewhere Classified (SIC Major Group 89)

Establishments primarily providing services, not elsewhere classified, such as artists (excluding commercial and medical artists), authors, scientific consultants (working on their own account), inventors, lecturers, music arrangers, newspaper columnists, radio commentators, song writers, weather forecasters, and writers.

There is evidence that among small employer establishments (for which kind-of-business information is obtained from administrative records), many service establishments are classified incorrectly in this industry because there is insufficient information to determine the correct kind-of-business classification. Therefore, the published data probably overstate the number of establishments and level of activity for this category.

For large geographic areas, data are presented for the following subdivisions of this classification:

1. Scientific and related consulting services, except environmental.
2. Environmental consulting.
3. Authors, composers, and other arts-related services.
4. Other services, n.e.c.

Appendix B. **Sample Report Form and Instructions**

The sample report form and instructions are shown on the following pages.



Appendix C.

Kind-of-Business Titles and Reporting-Form Numbers

[Listed below are service industries kind-of-business titles and their corresponding reporting-form numbers. Requests for copies of any of these forms, including the inquiries used to classify establishments by kind of business, should be directed to the Services Division, Bureau of the Census, Washington, DC 20233]

SIC code	Title	Reporting form CB-	SIC code	Title	Reporting form CB-
70	HOTELS, ROOMING HOUSES, CAMPS, AND OTHER LODGING PLACES		73	BUSINESS SERVICES—Con.	
7011 pt.	Hotels, 25 guestrooms or more	7001	7377	Computer rental and leasing	7307
7011 pt.	Hotels, less than 25 guestrooms	7001	7378	Computer maintenance and repair	7307
7011 pt.	Motels, tourist courts	7001	7379 pt.	Computer consultants	7307
7011 pt.	Motor hotels	7001	7379 pt.	Miscellaneous computer services, n.e.c.	7307
702	Rooming and boarding houses	7002	7381 pt.	Detective agencies and guard services	7308
7032	Sporting and recreational camps	7002	7381 pt.	Armored car services	7308
7033	Recreational vehicle parks and campsites	7002	7382	Security systems services	7308
704	Organization hotels and lodging houses, on membership basis.	7002	7383	News syndicates	7308
			7384 pt.	Photofinishing laboratories, except "one-hour" (mini) labs	7303
			7384 pt.	"One-hour" (mini) photofinishing	7303
			7389 pt.	Sign painting shops	7308
			7389 pt.	Interior designing	7308
			7389 pt.	Telephone answering services	7308
			7389 pt.	Water softening and conditioning services	7308
			7389 pt.	Packaging and labeling services	7308
72	PERSONAL SERVICES				
7211	Power laundries, family and commercial	7201	7389 pt.	Trading stamp services	7308
7212	Garment pressing, and agents for laundries and drycleaners	7201	7389 pt.	Convention and trade show services	7308
7213	Linen supply	7201	7389 pt.	Private mail centers	7308
7215 pt.	Coin-operated laundries and drycleaning stores	7201	7389 pt.	Miscellaneous business services, n.e.c.	7308
7215 pt.	Coin-operated laundry routes	7201			
7216	Drycleaning plants, except rug cleaning	7201	75	AUTOMOTIVE REPAIR, SERVICES, AND PARKING	
7217	Carpet and upholstery cleaning	7201	7513 pt.	Truck rental, without drivers	7501
7218	Industrial launderers	7201	7513 pt.	Truck leasing, except finance leasing	7501
7219	Laundry and garment services, n.e.c.	7201	7514	Passenger car rental	7501
722	Photographic studios, portrait	7303	7515	Passenger car leasing	7501
723	Beauty shops	7202	7519	Utility trailer and recreational vehicle rental	7501
724	Barber shops	7202	7521 pt.	Parking lots	7502
725	Shoe repair shops and shoeshine parlors	7202	7521 pt.	Parking structures	7502
726	Funeral service and crematories	7202	7532 pt.	Top and body repair shops	7503
7291	Tax return preparation services	7202	7532 pt.	Paint shops	7503
7299 pt.	Massage parlors, tanning salons, and saunas	7202	7533	Automotive exhaust system repair shops	7503
7299 pt.	Diet and weight reducing services	7202	7534	Tire retreading and repair shops	7503
7299 pt.	Formal wear rental	7202	7536	Automotive glass replacement shops	7503
7299 pt.	Other personal services, n.e.c.	7202	7537	Automotive transmission repair shops	7503
			7538 pt.	General automotive repair shops, except diesel	7503
			7538 pt.	Diesel repair shops	7503
73	BUSINESS SERVICES		7539 pt.	Radiator repair	7503
7311	Advertising agencies	7301	7539 pt.	Brake, front end, and wheel alignment	7503
7312	Outdoor advertising services	7301	7539 pt.	Carburetor repair shops	7503
7313 pt.	Radio and television advertising representatives	7301	7539 pt.	Automotive electrical repair shops	7503
7313 pt.	Publishers' advertising representatives	7301	7539 pt.	Other automotive repair shops, n.e.c.	7503
7319	Advertising, n.e.c.	7301	7542	Carwashes	7503
7322	Adjustment and collection services	7302	7549 pt.	Lubrication shops	7503
7323	Credit reporting services	7302	7549 pt.	Towing services	7503
7331 pt.	Mailing list compilers, brokers, and managers	7303	7549 pt.	Other automotive services, n.e.c.	7503
7331 pt.	Direct mail advertising services, except mailing list services	7303			
7334 pt.	Blueprinting and photocopying services	7303	76	MISCELLANEOUS REPAIR SERVICES	
7334 pt.	Duplicating services, except printing and photocopying	7303	7622	Radio and television repair shops	7600
7335	Commercial photography	7303	7623	Refrigeration and air-conditioning service and repair shops	7600
7336 pt.	Commercial art	7303	7629	Electrical and electronic repair shops, n.e.c.	7600
7336 pt.	Graphic arts and related design	7303	763	Watch, clock, and jewelry repair	7600
7338	Secretarial and court reporting services	7303	764	Reupholstery and furniture repair	7600
7342	Disinfecting and pest control services	7304	7692	Welding repair	7600
7349	Building cleaning and maintenance services, n.e.c.	7304	7694	Armature rewinding shops	7600
7352	Medical equipment rental and leasing	7305	7699 pt.	Farm machinery and equipment repair	7600
7353 pt.	Rental and leasing of heavy construction equipment without operators	7305	7699 pt.	Lawnmower and other small gasoline engine repair	7600
7353 pt.	Rental and leasing of heavy construction equipment with operators	7305	7699 pt.	Sewer and septic tank cleaning services	7600
7359 pt.	Equipment rental, except rent-to-own	7305	7699 pt.	Other repair and related services, n.e.c.	7600
7359 pt.	Equipment leasing, except finance leasing	7305			
7359 pt.	Rent-to-own	7305	78	MOTION PICTURES	
7361	Employment agencies	7306	7812 pt.	Motion picture production, except for television	7801
7363 pt.	Temporary help supply	7306	7812 pt.	Motion picture and tape production for television	7801
7363 pt.	Employee leasing	7306	7819	Services allied to motion picture production	7801
7363 pt.	Other help supply services	7306	7822 pt.	Motion picture film exchanges	7801
7371	Computer programming services	7307	7822 pt.	Film and tape distribution for television	7801
7372	Prepackaged software	7307	7822 pt.	Video tape wholesalers	7801
7373	Computer integrated systems	7307	7829	Services allied to motion picture distribution	7801
7374	Computer processing and data preparation and processing services	7307	7832	Motion picture theaters, except drive-in	7802
7375	Information retrieval services	7307	7833	Drive-in motion picture theaters	7802
7376	Computer facilities management services	7307	7841	Video tape rental	7803

SIC code	Title	Reporting form CB-	SIC code	Title	Reporting form CB-
79	AMUSEMENT AND RECREATION SERVICES, EXCEPT MOTION PICTURES AND MUSEUMS		81	LEGAL SERVICES	
791	Dance studios, schools, and halls	7903	81 pt.	Offices of lawyers	8100
7922 pt.	Producers of live theatrical productions	7901	81 pt.	Legal aid societies and similar legal services	8100
7922 pt.	Producers of radio and television shows, except tape producers	7901	823, 4,	SELECTED EDUCATIONAL SERVICES	
7922 pt.	Artists' and entertainers' managers or agents, concert bureaus, and booking agents	7901	9		
7922 pt.	Other theatrical services	7901	823	Libraries	8200
7929 pt.	Dance groups and artists	7901	8243	Data processing schools	8200
7929 pt.	Symphony orchestras, opera companies, and chamber music organizations	7901	8244	Business and secretarial schools	8200
7929 pt.	Other music groups and artists	7901	8249	Vocational schools, n.e.c.	8200
7929 pt.	Other entertainers and entertainment groups	7901	829	Schools and educational services, n.e.c.	8200
7933	Bowling centers	7902	83	SOCIAL SERVICES	
7941 pt.	Baseball clubs	7902			
7941 pt.	Football clubs	7902	832	Individual and family social services	8300
7941 pt.	Other professional sports clubs	7902	833	Job training and vocational rehabilitation services	8300
7941 pt.	Managers and promoters	7902	835	Child day care services	8300
7948 pt.	Auto racetrack operation	7902	836	Residential care	8300
7948 pt.	Horse racetrack operation	7902	839	Social services, n.e.c.	8300
7948 pt.	Dog racetrack operation	7902	84	MUSEUMS, ART GALLERIES, AND BOTANICAL AND ZOOLOGICAL GARDENS	
7948 pt.	Racing stables and racing, n.e.c.	7902			
7991 pt.	Physical fitness centers, except gymnasiums and athletic clubs	7903	8412	Museums and art galleries	8400
7991 pt.	Gymnasiums and athletic clubs	7903	8422	Arboreta and botanical or zoological gardens	8400
7992	Public golf courses	7903	86	SELECTED MEMBERSHIP ORGANIZATIONS	
7993	Coin-operated amusement devices	7903			
7996	Amusement parks	7902	861	Business associations	8600
7997	Membership sports and recreation clubs	7903	862	Professional membership organizations	8600
7999 pt.	Concession operators of amusement devices and rides	7903	864	Civic, social, and fraternal associations	8600
7999 pt.	Carnivals and circuses	7903	869	Membership organizations, n.e.c.	8600
7999 pt.	Fairs	7903	87	ENGINEERING, ACCOUNTING, RESEARCH, MANAGEMENT, AND RELATED SERVICES	
7999 pt.	Roller skating rinks	7903			
7999 pt.	Ice skating rinks	7903	8711	Engineering services	8701
7999 pt.	Other amusement and recreation services, n.e.c.	7903	8712	Architectural services	8701
			8713	Surveying services	8701
80	HEALTH SERVICES		8721	Accounting, auditing, and bookkeeping services	8702
			8731 pt.	Commercial physical research	8703
801 pt.	Offices of doctors of medicine	8001	8731 pt.	Commercial medical and biological research	8703
801 pt.	General medical clinics	8001	8732	Commercial economic, sociological, and educational research	8703
802 pt.	Offices of dentists	8002	8733	Noncommercial research organizations	8703
802 pt.	Dental clinics	8002	8734	Testing laboratories	8703
803 pt.	Offices of osteopathic physicians	8001	8741	Management services	8704
803 pt.	Osteopathic clinics	8001			
8041	Offices and clinics of chiropractors	8001	8742	Management consulting services	8704
8042	Offices and clinics of optometrists	8001	8743	Public relations services	8704
8043	Offices and clinics of podiatrists	8001	8744	Facilities support management services	8704
8049	Offices and clinics of health practitioners, n.e.c.	8001	8748	Business consulting services, n.e.c.	8704
8051	Skilled nursing care facilities	8003	89	SERVICES, N.E.C.	
8052	Intermediate care facilities	8003			
8059	Nursing and personal care facilities, n.e.c.	8003	8999 pt.	Scientific and related consulting services, except environmental	8900
8062	General medical and surgical hospitals	8004	8999 pt.	Environmental consulting	8900
8063	Psychiatric hospitals	8004	8999 pt.	Authors, composers, and other arts-related services	8900
8069	Specialty hospitals, except psychiatric	8004	8999 pt.	Other services, n.e.c.	8900
8071	Medical laboratories	8005			
8072	Dental laboratories	8005			
8082	Home health care services	8006			
8092	Kidney dialysis centers	8006			
8093	Specialty outpatient facilities, n.e.c.	8006			
8099	Health and allied services, n.e.c.	8006			

Appendix D. Metropolitan Areas

(Titles and definitions shown for MSA's, CMSA's, and PMSA's are those established by the Office of Management and Budget, as of June 30, 1993)

OKLAHOMA

Enid, OK MSA

Garfield County, OK

Fort Smith, AR-OK MSA

Crawford County, AR
Sebastian County, AR
Sequoyah County, OK

Lawton, OK MSA

Comanche County, OK

Oklahoma City, OK MSA

Canadian County, OK

Oklahoma City, OK MSA—Con.

Cleveland County, OK
Logan County, OK
McClain County, OK
Oklahoma County, OK
Pottawatomie County, OK

Tulsa, OK MSA

Creek County, OK
Osage County, OK
Rogers County, OK
Tulsa County, OK
Wagoner County, OK

Appendix E.

Percent of Receipts/Revenue Based on Administrative Records and Estimation for the State: 1992

Table E-1. Firms Subject to Federal Income Tax

[Includes only establishments with payroll. For meaning of abbreviations and symbols, and for more information on reliability of data, see introductory text. For explanation of terms and comparability of 1987 and 1992 censuses, see appendix A]

SIC code	Kind of business or operation	Percent of receipts —		SIC code	Kind of business or operation	Percent of receipts —	
		From administrative records ¹	Estimated ²			From administrative records ¹	Estimated ²
	Total	24.1	8.1	73	Business services—Con.		
70 ex. 704	Hotels, rooming houses, camps, and other lodging places (except membership lodging)	6.5	12.9	736	Personnel supply services	7.1	8.3
				7361	Employment agencies	36.5	36.3
				7363	Help supply services	4.7	6.0
7011	Hotels and motels	5.6	12.9	7363 pt.	Temporary help supply	3.5	5.3
7011 pt.	Hotels	2.7	18.4	7363 pt.	Help supply, except temporary	9.0	8.2
7011 pt.	Hotels, 25 guestrooms or more	2.5	18.6				
7011 pt.	Hotels, less than 25 guestrooms	23.1	1.3	737	Computer programming, data processing, and other computer related services	6.0	14.4
7011 pt.	Motels, motor hotels, and tourist courts	8.7	7.0	7371, 2, 3	Computer programming, prepackaged software, and integrated systems	8.9	5.8
7011 pt.	Motels, tourist courts	9.1	8.4	7371	Computer programming services	12.4	9.0
7011 pt.	Motor hotels	7.0	2.2	7372	Prepackaged software	6.2	2.3
702, 3	Other lodging places	37.0	14.6	7373	Computer integrated systems	3.8	1.8
702	Rooming and boarding houses	36.2	20.8	7374, 5, 6	Data processing services	1.3	28.7
703	Camps and recreational vehicle parks	37.6	10.9	7374, 5	Computer processing, information retrieval	1.3	30.2
				7376	Computer facilities management services	1.4	9.9
72	Personal services	26.0	8.1	7377, 8, 9	Computer rental and leasing, maintenance, and related services, n.e.c.	8.4	7.7
721	Laundry, cleaning, and garment services	19.9	7.0	7377	Computer rental and leasing	(D)	(D)
7211	Power laundries, family and commercial*	22.0	2.9	7378	Computer maintenance and repair	7.0	10.3
7213	Linen supply*	10.2	.5	7379	Computer related services, n.e.c.	(D)	(D)
7215	Coin-operated laundries and drycleaning	27.1	7.6	738	Miscellaneous business services	24.6	8.7
7216	Drycleaning plants, except rug cleaning*	23.4	8.3	7381, 2	Detective agencies and protective services	12.5	9.7
7217	Carpet and upholstery cleaning	37.9	11.6	7381	Detective, guard, and armored car services	14.8	15.6
7218	Industrial launderers*	6.9	7.4	7382	Security systems services	8.7	—
7212, 9	Other laundry, cleaning, and garment services* ..	25.8	7.9	7383	News syndicates	—	2.5
7212	Garment pressing, and agents for laundries and drycleaners	8.7	4.7	7384	Photofinishing laboratories*	7.2	10.0
7219	Laundry and garment services, n.e.c.*	37.7	10.1	7389	Business services, n.e.c.	31.7	8.3
				7389 pt.	Sign painting shops	(D)	(D)
722	Photographic studios, portrait	21.8	11.3	7389 pt.	Interior designing	54.1	5.0
723, 4	Beauty and barber shops	34.9	6.2	7389 pt.	Telephone answering services	34.2	19.6
723	Beauty shops	36.3	6.7	7389 pt.	Other business services	(D)	(D)
724	Barber shops	23.6	2.2	75	Automotive repair, services, and parking	25.5	7.4
725	Shoe repair shops and shoeshine parlors	52.5	3.5	751	Automotive rental and leasing, without drivers	1.7	6.5
726	Funeral service and crematories	32.5	6.6	7513	Truck rental and leasing, without drivers	1.2	3.1
				7514, 5	Passenger car rental and leasing	2.2	8.4
729	Miscellaneous personal services	27.4	13.5	7514	Passenger car rental	(D)	(D)
7291	Tax return preparation services	28.7	9.4	7515	Passenger car leasing	(D)	(D)
7299	Miscellaneous personal services, n.e.c.	26.7	15.4	7519	Utility trailer and recreational vehicle rental	—	87.2
73	Business services	15.8	11.8	752	Automobile parking5	5.0
731	Advertising	21.8	15.5	753	Automotive repair shops	36.6	7.9
7311	Advertising agencies	22.4	18.8	7532	Top, body, and upholstery repair shops and paint shops	38.8	5.7
7312	Outdoor advertising services	16.3	4.3	7532 pt.	Top and body repair shops	38.8	5.3
7313	Radio, television, publishers' advertising representatives	39.8	10.9	7538	Paint shops	38.7	9.3
7319	Advertising, n.e.c.	13.1	12.0	7538 pt.	General automotive repair shops	40.6	8.7
				7538 pt.	General automotive repair shops, except diesel	42.1	7.2
732	Consumer credit reporting agencies, mercantile reporting agencies, and adjustment and collection agencies	17.2	3.4	7538 pt.	Diesel repair shops	32.5	16.9
7322	Adjustment and collection services	24.7	4.8	7533, 4, 6,	Other automotive repair shops	28.7	9.0
7323	Credit reporting services	2.1	.5	7, 9			
733	Mailing, reproduction, commercial art and photography, and stenographic services	17.6	4.6	7533	Automotive exhaust system repair shops	25.9	9.7
7331	Direct mail advertising services	6.2	1.6	7534	Tire retreading and repair shops	30.2	19.2
7334	Photocopying and duplicating services	14.9	1.8	7536	Automotive glass replacement shops	27.1	8.2
7335, 6	Commercial photography, art, and graphics	30.6	12.7	7537	Automotive transmission repair shops	44.5	1.4
7335	Commercial photography	31.0	17.3	7539	Automotive repair shops, n.e.c.	21.1	6.3
7336	Commercial art and graphic design	30.5	11.4	7539 pt.	Radiator repair	34.1	16.6
7338	Secretarial and court reporting services	54.2	11.7	7539 pt.	Brake, front end, and wheel alignment	16.9	1.9
734	Services to dwellings and other buildings	32.2	20.8	7539 pt.	Automotive electrical and fuel system services	15.4	4.7
7342	Disinfecting and pest control services	39.5	20.3	7539 pt.	Other automotive repair shops, n.e.c.	23.3	5.5
7349	Building cleaning and maintenance services, n.e.c.	29.9	20.9	754	Automotive services, except repair	29.2	7.5
735	Miscellaneous equipment rental and leasing	16.8	15.7	7542	Carwashes	25.5	6.9
7352	Medical equipment rental and leasing	6.3	13.4	7549	Automotive services, except repair and carwashes	32.1	7.9
7353	Heavy construction equipment rental and leasing ..	43.7	13.7				
7359	Equipment rental and leasing, n.e.c.	15.4	16.4				

See footnotes at end of table.

Table E-1. Firms Subject to Federal Income Tax – Con.

[Includes only establishments with payroll. For meaning of abbreviations and symbols, and for more information on reliability of data, see introductory text. For explanation of terms and comparability of 1987 and 1992 censuses, see appendix A]

SIC code	Kind of business or operation	Percent of receipts –		SIC code	Kind of business or operation	Percent of receipts –	
		From administrative records ¹	Estimated ²			From administrative records ¹	Estimated ²
76	Miscellaneous repair services -----	29.7	9.2	80	Health services -----	26.3	4.9
762	Electrical repair shops -----	30.5	8.9	801	Offices and clinics of doctors of medicine -----	33.1	4.9
7622	Radio and television repair shops -----	53.2	3.8	8011 pt.	Offices of doctors of medicine -----	34.3	5.1
7623, 9	Other electrical and electronic repair shops -----	25.5	10.1	8011 pt.	General medical clinics -----	8.1	.1
7623	Refrigeration and air-conditioning service and repair shops -----	39.3	2.7	802	Offices and clinics of dentists -----	47.9	3.0
7629	Electrical and electronic repair shops, n.e.c. ---	22.6	11.7	803	Offices and clinics of doctors of osteopathy -----	47.8	1.9
763	Watch, clock, and jewelry repair -----	39.0	6.2	804	Offices and clinics of other health practitioners ----	44.8	5.5
764	Reupholstery and furniture repair -----	37.1	6.9	8041	Offices and clinics of chiropractors -----	49.9	7.7
				8042	Offices and clinics of optometrists -----	44.9	4.1
769	Miscellaneous repair and related services -----	29.0	9.5	8043	Offices and clinics of podiatrists -----	29.4	3.2
7692	Welding repair -----	55.2	26.7	8049	Offices and clinics of health practitioners, n.e.c. --	42.6	5.5
7694	Armature rewinding shops -----	15.8	1.4	805	Nursing and personal care facilities -----	6.7	6.8
7699	Repair shops and related services, n.e.c. -----	28.5	9.0	8051	Skilled nursing care facilities -----	4.6	7.9
				8052	Intermediate care facilities -----	6.4	5.6
				8059	Nursing and personal care facilities, n.e.c. -----	38.9	10.3
				806	Hospitals -----	.5	3.3
78, 79, 84	Amusement and recreation services, including motion pictures and museums -----	14.3	8.9	8062	General medical and surgical hospitals -----	.7	4.4
				8063, 9	Specialty hospitals -----	—	.2
781, 2	Motion picture production, distribution, and services --	—	13.7	807, 8, 9	Other health services -----	17.8	7.2
				807	Medical and dental laboratories -----	13.2	4.7
783	Motion picture theaters -----	3.4	8.9	8071	Medical laboratories -----	9.9	4.8
7832	Motion picture theaters, except drive-in -----	2.3	9.0	8072	Dental laboratories -----	37.0	4.2
7833	Drive-in motion picture theaters -----	52.8	2.2	808	Home health care services -----	14.1	4.9
				809	Miscellaneous health and allied services, n.e.c. ---	32.2	15.4
				8092	Kidney dialysis centers -----	.5	18.9
				8093	Specialty outpatient facilities, n.e.c. -----	42.4	16.3
				8099	Health and allied services, n.e.c. -----	24.0	12.9
				81	Legal services -----	36.6	6.9
784	Video tape rental -----	27.4	6.7	823, 4, 9	Selected educational services -----	12.1	4.9
				823	Libraries -----	(D)	(D)
792	Theatrical producers (except motion picture), bands, orchestras, and entertainers -----	14.1	2.5	824	Vocational schools -----	8.2	4.8
7922	Theatrical producers (except motion picture) and miscellaneous theatrical services -----	32.7	2.6	829	Schools and educational services, n.e.c. -----	(D)	(D)
7929	Bands, orchestras, actors, and other entertainers and entertainment groups -----	7.1	2.5	83	Social services -----	32.1	16.0
				835	Child day care services -----	37.3	10.5
793	Bowling centers -----	24.0	7.6	832, 3, 6, 9	Other social services -----	25.8	22.8
				87 ex. 8733	Engineering, accounting, research, management, and related services (except noncommercial research organizations) -----	26.8	9.9
79 ex. 792, 3; 84	Commercial sports and other amusement and recreation services, including museums -----	14.6	9.3	871	Engineering, architectural, and surveying services --	20.9	6.8
794	Commercial sports -----	5.7	2.4	8711	Engineering services -----	17.4	3.4
7941	Professional sports clubs, managers, promoters -----	7.4	5.8	8712	Architectural services -----	40.0	23.4
7948	Racing, including track operation -----	5.4	1.8	8713	Surveying services -----	20.0	13.6
79 ex. 792, 3, 4; 84	Other amusement and recreation services, including museums -----	17.2	11.3	872	Accounting, auditing, and bookkeeping services ----	42.6	7.0
791	Dance studios, schools, and halls -----	28.9	9.4	873 ex. 8733	Research, development, and testing services (except noncommercial research organizations) ---	11.3	12.1
7991	Physical fitness facilities -----	16.1	5.3	8731	Commercial physical and biological research -----	34.1	14.8
7992	Public golf courses -----	37.4	16.1	8732	Commercial economic, sociological, and educational research -----	16.8	27.6
7993	Coin-operated amusement devices -----	29.7	2.6	8734	Testing laboratories -----	8.3	8.5
7996	Amusement parks -----	6.9	12.1	874	Management and public relations services -----	24.5	20.0
7997	Membership sports and recreation clubs -----	19.1	5.1	8741	Management services -----	16.6	25.2
7999, 84	Amusement and recreation services, including museums, n.e.c. -----	13.8	16.3	8742	Management consulting services -----	29.6	19.3
7999 pt.	Concession operators of amusement devices and rides -----	(D)	(D)	8743	Public relations services -----	67.9	12.3
7999 pt.	Carnivals, circuses, and fairs -----	(D)	(D)	8744	Facilities support management services -----	.9	3.9
7999 pt., 84	Other recreation and amusements, including museums -----	14.4	16.9	8748	Business consulting services, n.e.c. -----	46.4	10.2
				89	Services, n.e.c. -----	28.2	5.4

¹Includes receipts information obtained from administrative records of other Federal agencies.

²Includes receipts information which was imputed based on historic company ratios or administrative records or on industry averages.

Table E-2. Firms Exempt From Federal Income Tax

[Includes only establishments with payroll. For meaning of abbreviations and symbols, and for more information on reliability of data, see introductory text. For explanation of terms and comparability of 1987 and 1992 censuses, see appendix A]

SIC code	Kind of business or operation	Percent of revenue —		SIC code	Kind of business or operation	Percent of revenue —	
		From administrative records ¹	Estimated ²			From administrative records ¹	Estimated ²
	Total	5.6	3.6	823, 4, 9	Selected educational services	41.1	10.0
7032, 704	Camps and membership lodging	27.2	8.9	83	Social services	20.2	15.8
792, 7991 pt., 7997, 7999 pt., 84	Selected amusement, recreation, and related services	18.0	3.5	835	Child day care services	6.1	32.0
8011 pt.; 8021 pt.; 805, 6, 8, 9	Selected health services6	.1	832, 3, 6, 9	Other social services	21.3	14.6
8011 pt., 8021 pt., 805	Clinics of doctors of medicine and dentists	7.0	2.4	832	Individual and family social services	28.6	15.0
806	Hospitals1	—	833	Job training and vocational rehabilitation services	10.8	35.0
8062	General medical and surgical hospitals1	—	836	Residential care	18.3	15.5
8063, 9	Specialty hospitals	—	—	839	Social services, n.e.c.	20.4	7.0
808, 9	Other health services	7.4	3.5	861, 2, 4, 9	Selected membership organizations	26.9	17.8
8111 pt.	Legal aid societies and similar legal services	—	7.6	861	Business associations	15.3	6.9
				864	Civic, social, and fraternal associations	33.5	35.3
				862, 9	Other membership organizations	34.0	10.5
				873, 4 ex.	Research, testing, and consulting services, except facilities support management services	4.3	5.4
				8744			
				873	Research, development, and testing services	1.8	5.2
				874 ex.	Management and public relations services, except facilities support management services	59.6	10.9
				8744			

¹Includes revenue information obtained from administrative records of other Federal agencies.

²Includes revenue information which was imputed based on historic company ratios or administrative records or on industry averages.

Appendix F. Geographic Notes

OKLAHOMA

Bartlesville is in Osage and Washington Counties.

Bixby is in Tulsa and Wagoner Counties.

Broken Arrow is in Tulsa and Wagoner Counties.

Catoosa is in Rogers and Wagoner Counties; it annexed into Wagoner County in January 1990.

Clinton is in Custer and Washita Counties.

Collinsville is in Rogers and Tulsa Counties.

Davis is in Garvin and Murray Counties.

Drumright is in Creek and Payne Counties.

Oklahoma City is in Canadian, Cleveland, McClain, Oklahoma, and Pottawatomie Counties; it detached from Logan County in April 1987.

Owasso is in Rogers and Tulsa Counties; it annexed into Rogers County in June 1973, but this change was not recognized for economic census purposes until 1992.

Piedmont is in Canadian and Kingfisher Counties.

Ponca City is in Kay and Osage Counties.

Purcell is in Cleveland and McClain Counties.

Sand Springs is in Osage and Tulsa Counties.

Skiatook is in Osage and Tulsa Counties.

Stroud is in Creek and Lincoln Counties.

Tulsa is in Osage, Rogers, and Tulsa Counties; it annexed into Rogers County in July 1973, but this change was not recognized for economic census purposes until 1992.

Appendix G.

Establishments in Business Any Time During Year and Establishments in Business at End of Year for the State: 1992 and 1987

Table G-1. Firms Subject to Federal Income Tax

[Includes only establishments with payroll. For meaning of abbreviations and symbols, see introductory text. For explanation of terms and comparability of 1987 and 1992 censuses, see appendix A]

SIC code	Kind of business or operation	Establishments in business —			
		Any time during year		At end of year	
		1992	1987	1992	1987
	Total	21 209	19 456	19 491	17 869
70 ex. 704	Hotels, rooming houses, camps, and other lodging places (except membership lodging)	514	523	446	463
	Hotels and motels	454	466	395	410
7011	Hotels	90	112	81	92
7011 pt.	Hotels, 25 guestrooms or more	77	82	69	70
7011 pt.	Hotels, less than 25 guestrooms	13	30	12	22
7011 pt.	Motels, motor hotels, and tourist courts	364	354	314	318
7011 pt.	Motels, tourist courts	304	290	262	260
7011 pt.	Motor hotels	60	64	52	58
702, 3	Other lodging places	60	57	51	53
702	Rooming and boarding houses	16	19	14	17
703	Camps and recreational vehicle parks	44	38	37	36
72	Personal services	2 076	1 996	1 880	1 815
721	Laundry, cleaning, and garment services	640	637	582	580
7211	Power laundries, family and commercial*	39	34	36	32
7213	Linen supply*	16	22	13	17
7215	Coin-operated laundries and drycleaning	113	153	105	133
7216	Drycleaning plants, except rug cleaning*	282	275	258	258
7217	Carpet and upholstery cleaning	91	66	83	60
7218	Industrial launderers*	18	23	18	19
7212, 9	Other laundry, cleaning, and garment services*	81	64	69	61
722	Photographic studios, portrait	145	121	136	114
723, 4	Beauty and barber shops	523	546	471	493
723	Beauty shops	472	485	422	434
724	Barber shops	51	61	49	59
725	Shoe repair shops and shoeshine parlors	30	29	26	22
726	Funeral service and crematories	264	239	246	229
729	Miscellaneous personal services	474	424	419	377
7291	Tax return preparation services	176	169	151	154
7299	Miscellaneous personal services, n.e.c.	298	255	268	223
73	Business services	3 190	2 632	2 886	2 400
731	Advertising	196	170	184	156
7311	Advertising agencies	140	122	132	112
7312	Outdoor advertising services	18	16	16	13
7313	Radio, television, publishers' advertising representatives	15	15	13	15
7319	Advertising, n.e.c.	23	17	23	16
732	Consumer credit reporting agencies, mercantile reporting agencies, and adjustment and collection agencies	109	103	100	91
7322	Adjustment and collection services	80	66	73	58
7323	Credit reporting services	29	37	27	33
733	Mailing, reproduction, commercial art and photography, and stenographic services	286	223	264	204
7331	Direct mail advertising services	33	36	28	31
7334	Photocopying and duplicating services	47	44	46	41
7335, 6	Commercial photography, art, and graphics	104	88	98	84
7335	Commercial photography	25	26	23	25
7336	Commercial art and graphic design	79	62	75	59
7338	Secretarial and court reporting services	102	55	92	48
734	Services to dwellings and other buildings	648	516	580	465
7342	Disinfecting and pest control services	163	145	154	134
7349	Building cleaning and maintenance services, n.e.c.	485	371	426	331
735	Miscellaneous equipment rental and leasing	363	429	319	385
7352	Medical equipment rental and leasing	48	53	47	48
7353	Heavy construction equipment rental and leasing	36	39	32	35
7359	Equipment rental and leasing, n.e.c.	279	337	240	302
736	Personnel supply services	258	183	235	168
7361	Employment agencies	87	80	76	72
7363	Help supply services	171	103	159	96

See footnotes at end of table.

Table G-1. Firms Subject to Federal Income Tax – Con.

[Includes only establishments with payroll. For meaning of abbreviations and symbols, see introductory text. For explanation of terms and comparability of 1987 and 1992 censuses, see appendix A.]

SIC code	Kind of business or operation	Establishments in business –			
		Any time during year		At end of year	
		1992	1987	1992	1987
73	Business services – Con.				
737	Computer programming, data processing, and other computer related services -----	503	325	470	306
7371, 2, 3	Computer programming, prepackaged software, and integrated systems -----	262	144	253	139
7371	Computer programming services -----	178	102	172	98
7372	Prepackaged software -----	43	20	41	20
7373	Computer integrated systems -----	41	22	40	21
7374, 5, 6	Data processing services -----	109	98	104	90
7374, 5	Computer processing, information retrieval -----	99	93	95	85
7376	Computer facilities management services -----	10	5	9	5
7377, 8, 9	Computer rental and leasing, maintenance, and related services, n.e.c. -----	132	83	113	77
7377	Computer rental and leasing -----	8	5	8	5
7378	Computer maintenance and repair -----	70	49	58	48
7379	Computer related services, n.e.c. -----	54	29	47	24
738	Miscellaneous business services -----	827	683	734	625
7381, 2	Detective agencies and protective services -----	174	133	153	125
7381	Detective, guard, and armored car services -----	141	106	121	98
7382	Security systems services -----	33	27	32	27
7383	News syndicates -----	6	4	6	4
7384	Photofinishing laboratories* -----	88	99	82	93
7389	Business services, n.e.c. -----	559	447	493	403
7389 pt.	Sign painting shops -----	19	18	15	17
7389 pt.	Interior designing -----	49	43	42	39
7389 pt.	Telephone answering services -----	43	39	37	34
7389 pt.	Other business services -----	448	347	399	313
75	Automotive repair, services, and parking -----	1 950	1 704	1 777	1 555
751	Automotive rental and leasing, without drivers -----	104	129	101	120
7513	Truck rental and leasing, without drivers -----	48	55	47	52
7514, 5	Passenger car rental and leasing -----	52	65	50	59
7519	Utility trailer and recreational vehicle rental -----	4	9	4	9
752	Automobile parking -----	65	70	55	64
753	Automotive repair shops -----	1 509	1 333	1 388	1 219
7532	Top, body, and upholstery repair shops and paint shops -----	409	342	378	305
7532 pt.	Top and body repair shops -----	365	308	336	275
7532 pt.	Paint shops -----	44	34	42	30
7538	General automotive repair shops -----	709	615	650	566
7538 pt.	General automotive repair shops, except diesel -----	620	561	564	515
7538 pt.	Diesel repair shops -----	89	54	86	51
7533, 4, 6, 7, 9	Other automotive repair shops -----	391	376	360	348
7533	Automotive exhaust system repair shops -----	78	73	73	69
7534	Tire retreading and repair shops -----	28	29	24	25
7536	Automotive glass replacement shops -----	43	33	40	31
7537	Automotive transmission repair shops -----	79	85	75	79
7539	Automotive repair shops, n.e.c. -----	163	156	148	144
7539 pt.	Radiator repair -----	47	42	44	41
7539 pt.	Brake, front end, and wheel alignment -----	44	46	38	42
7539 pt.	Automotive electrical and fuel system services -----	46	44	42	37
7539 pt.	Other automotive repair shops, n.e.c. -----	26	24	24	24
754	Automotive services, except repair -----	272	172	233	152
7542	Carwashes -----	136	109	116	97
7549	Automotive services, except repair and carwashes -----	136	63	117	55
76	Miscellaneous repair services -----	878	736	806	684
762	Electrical repair shops -----	260	213	242	200
7622	Radio and television repair shops -----	78	74	75	68
7623, 9	Other electrical and electronic repair shops -----	182	139	167	132
7623	Refrigeration and air-conditioning service and repair shops -----	45	40	43	39
7629	Electrical and electronic repair shops, n.e.c. -----	137	99	124	93
763	Watch, clock, and jewelry repair -----	22	15	20	14
764	Reupholstery and furniture repair -----	50	45	44	39
769	Miscellaneous repair and related services -----	546	463	500	431
7692	Welding repair -----	109	103	101	98
7694	Armature rewinding shops -----	36	44	33	40
7699	Repair shops and related services, n.e.c. -----	401	316	366	293
78, 79, 84	Amusement and recreation services, including motion pictures and museums -----	1 155	1 030	1 041	908
781, 2	Motion picture production, distribution, and services -----	48	31	45	28
783	Motion picture theaters -----	95	116	89	105
7832	Motion picture theaters, except drive-in -----	88	102	82	94
7833	Drive-in motion picture theaters -----	7	14	7	11
784	Video tape rental -----	267	216	245	187
792	Theatrical producers (except motion picture), bands, orchestras, and entertainers -----	48	33	43	27
7922	Theatrical producers (except motion picture) and miscellaneous theatrical services -----	20	17	19	13
7929	Bands, orchestras, actors, and other entertainers and entertainment groups -----	28	16	24	14
793	Bowling centers -----	61	73	59	68

See footnotes at end of table.

Table G-1. Firms Subject to Federal Income Tax – Con.

[Includes only establishments with payroll. For meaning of abbreviations and symbols, see introductory text. For explanation of terms and comparability of 1987 and 1992 censuses, see appendix A]

SIC code	Kind of business or operation	Establishments in business –			
		Any time during year		At end of year	
		1992	1987	1992	1987
78, 79, 84	Amusement and recreation services, including motion pictures and museums—Con.				
79 ex. 792, 3, 84	Commercial sports and other amusement and recreation services, including museums	636	561	560	493
794	Commercial sports	61	47	55	45
7941	Professional sports clubs, managers, promoters	15	14	13	13
7948	Racing, including track operation	46	33	42	32
79 ex. 792, 3, 4; 84	Other amusement and recreation services, including museums	575	514	505	448
791	Dance studios, schools, and halls	54	36	44	30
7991	Physical fitness facilities	106	120	92	105
7992	Public golf courses	37	20	33	19
7993	Coin-operated amusement devices	60	60	58	51
7996	Amusement parks	10	9	9	8
7997	Membership sports and recreation clubs	72	86	67	78
7999, 84	Amusement and recreation services, including museums, n.e.c.	236	183	202	157
80	Health services	5 335	5 282	5 047	4 997
801	Offices and clinics of doctors of medicine	2 052	2 274	1 938	2 151
8011 pt.	Offices of doctors of medicine	2 003	2 210	1 891	2 092
8011 pt.	General medical clinics	49	64	47	59
802	Offices and clinics of dentists	1 229	1 224	1 181	1 179
803	Offices and clinics of doctors of osteopathy	328	309	303	292
804	Offices and clinics of other health practitioners	913	740	869	698
8041	Offices and clinics of chiropractors	316	261	301	247
8042	Offices and clinics of optometrists	317	285	300	266
8043	Offices and clinics of podiatrists	52	72	51	69
8049	Offices and clinics of health practitioners, n.e.c.	228	122	217	116
805	Nursing and personal care facilities	405	365	376	344
8051	Skilled nursing care facilities	168	199	156	191
8052	Intermediate care facilities	209	137	195	128
8059	Nursing and personal care facilities, n.e.c.	28	29	25	25
806	Hospitals	24	22	24	20
807, 8, 9	Other health services	384	348	356	313
807	Medical and dental laboratories	168	168	158	155
8071	Medical laboratories	97	94	89	85
8072	Dental laboratories	71	74	69	70
808	Home health care services	108	63	103	51
809	Miscellaneous health and allied services, n.e.c.	108	117	95	107
8092	Kidney dialysis centers	7	4	6	4
8093	Specialty outpatient facilities, n.e.c.	65	71	57	65
8099	Health and allied services, n.e.c.	36	42	32	38
81	Legal services	2 147	2 056	2 005	1 871
823, 4, 9	Selected educational services	142	95	118	87
823	Libraries	1	1	1	1
824	Vocational schools	43	38	36	37
829	Schools and educational services, n.e.c.	98	56	81	49
83	Social services	950	670	848	583
835	Child day care services	724	546	646	473
832, 3, 6, 9	Other social services	226	124	202	110
87 ex. 8733	Engineering, accounting, research, management, and related services (except noncommercial research organizations)	2 715	2 442	2 498	2 253
871	Engineering, architectural, and surveying services	704	663	658	614
8711	Engineering services	479	425	450	387
8712	Architectural services	145	147	132	141
8713	Surveying services	80	91	76	86
872	Accounting, auditing, and bookkeeping services	1 268	1 158	1 168	1 079
873 ex. 8733	Research, development, and testing services (except noncommercial research organizations)	114	107	107	99
8731	Commercial physical and biological research	19	9	16	8
8732	Commercial economic, sociological, and educational research	31	45	28	40
8734	Testing laboratories	64	53	63	51
874	Management and public relations services	629	514	565	461
8741	Management services	194	181	174	158
8742	Management consulting services	265	233	235	208
8743	Public relations services	43	25	40	23
8744	Facilities support management services	17	5	16	5
8748	Business consulting services, n.e.c.	110	70	100	67
89	Services, n.e.c.	157	290	139	253

Table G-2. Firms Exempt From Federal Income Tax

[Includes only establishments with payroll. For meaning of abbreviations and symbols, see introductory text. For explanation of terms and comparability of 1987 and 1992 censuses, see appendix A]

SIC code	Kind of business or operation	Establishments in business —			
		Any time during year		At end of year	
		1992	1987	1992	1987
	Total	2 541	2 133	2 426	2 053
7032, 704	Camps and membership lodging	58	60	56	57
792, 7991 pt., 7997, 7999 pt., 84	Selected amusement, recreation, and related services	129	124	122	118
792	Theatrical producers (except motion picture), bands, orchestras, and entertainers	34	24	33	24
7991 pt., 7997	Gymnasiums, athletic clubs, and membership sports and recreation clubs	65	69	62	66
7999 pt. 84	Fairs	4	2	1	2
	Museums, art galleries, and botanical and zoological gardens	26	29	26	26
8011 pt.; 8021 pt.; 805, 6, 8, 9	Selected health services	282	241	277	239
8011 pt., 8021 pt.	Clinics of doctors of medicine and dentists	17	11	16	11
805	Nursing and personal care facilities	39	35	38	35
806	Hospitals	126	133	125	132
808, 9	Other health services	100	62	98	61
808	Home health care services	19	13	19	12
809	Miscellaneous health and allied services, n.e.c.	81	49	79	49
8111 pt.	Legal aid societies and similar legal services	18	20	17	19
823, 4, 9	Selected educational services	46	37	42	33
83	Social services	1 005	747	966	729
835	Child day care services	202	138	192	133
832, 3, 6, 9	Other social services	803	609	774	596
861, 2, 4, 9	Selected membership organizations	960	874	904	828
861	Business associations	221	183	212	176
864	Civic, social, and fraternal associations	485	451	447	418
862, 9	Other membership organizations	254	240	245	234
873, 4 ex. 8744	Research, testing, and consulting services, except facilities support management services	43	30	42	30
873	Research, development, and testing services	26	25	25	25
8731	Commercial physical and biological research	1	2	1	2
8732	Commercial economic, sociological, and educational research	3	2	2	2
8733	Noncommercial research organizations	20	19	20	19
8734	Testing laboratories	2	2	2	2
874 ex. 8744	Management and public relations services, except facilities support management services	17	5	17	5

Publication Program

1992 CENSUS OF SERVICE INDUSTRIES

Publications of the 1992 Census of Service Industries containing data on service industries establishments in the United States are described below. Publication order forms for specific reports may be obtained from any Department of Commerce district office or from Data User Services Division, Customer Services, Bureau of the Census, Washington, DC 20233-8300. The first results were issued in press releases. Final detailed statistics are issued in separate paperbound reports and compact disc-read only memory (CD-ROM).

Final Reports

Geographic area series—52 reports (SC92-A-1 to -52)

A separate paperbound report containing data for establishments with payroll is published for each State, the District of Columbia, and the United States. For establishments of firms subject to Federal income tax, each State report presents general statistics on number of establishments, receipts, payroll, and employment, by varied service classifications, for the State, metropolitan areas (MA's), counties, and places with 350 service establishments or more, by kind of business. Greater kind-of-business detail is shown for larger areas. In addition, for places with 2,500 inhabitants or more and for all counties, statistics are provided on number of establishments and receipts for 10 major kind-of-business groups. For establishments of firms exempt from Federal income tax, each State report presents statistics on number of establishments, revenue, payroll, and employment by varied service classifications, for the State and MA's. Greater kind-of-business detail is shown for larger areas.

The United States Summary report presents data for the United States as a whole for establishments with payroll of firms subject to Federal income tax, as well as those exempt from Federal income tax, for detailed kind-of-business classifications. Statistics on number of establishments and receipts/revenue are also shown for States and MA's by kind of business.

For each State, the District of Columbia, and the United States, 1992 data are provided on receipts/revenue and employees per establishment and on receipts/revenue and payroll per employee. Comparative statistics showing percent changes in receipts/expenses and payroll between 1987 and 1992 also are shown.

Nonemployer statistics series—1 report (SC92-N-1)

This report includes data by kind of business for all establishments, establishments with payroll, and establishments without payroll for the United States and States. Also presented are statistics for establishments without payroll including number of establishments and receipts/revenue by varied service classifications for MA's.

Similar data for counties and places with 2,500 inhabitants or more are available on electronic media only.

Subject series—5 reports (SC92-S-1 to -5)

The *Establishment and Firm Size* report (SC92-S-1) presents data for establishments with payroll, based on size of establishment, size of company or firm, and legal form of organization. Establishment statistics are presented by receipts/revenue size and by employment size; statistics for firms, by receipts/revenue size (including concentration by largest firms), by employment size, and by number of establishments operated (single units and multiunits). Statistics are presented by kind of business on the number of establishments, receipts/revenue, payroll, and employment for the United States.

The *Capital Expenditures, Depreciable Assets, and Operating Expenses* report (SC92-S-2) presents data for firms with payroll for the United States by major kind of business. Operating expenses include annual payroll, supplemental labor costs, purchased services, etc. Receipts data also are provided.

Three other reports (*Hotels, Motels, and Other Lodging Places* (SC92-S-3), *Sources of Receipts or Revenue* (SC92-S-4), and *Miscellaneous Subjects* (SC92-S-5)) present data for the United States as a whole and, where feasible, for States and MA's.

Electronic Media

All data included in the printed reports are available on CD-ROM. The CD-ROM's provide the same information found in the final reports as well as additional information not published in the final reports, such as ZIP Code statistics available from series SC92-Z, and nonemployer data for counties and places from series SC92-N. Electronic media products are available for users who wish to summarize, rearrange, or process large amounts of data. These products, with corresponding technical documentation, are sold by Data User Services Division, Customer Services, Bureau of the Census, Washington, DC 20233-8300.

OTHER ECONOMIC CENSUS REPORTS

Data on retail trade, wholesale trade, financial, insurance, real estate, construction industries, manufactures, mineral industries, transportation, communications, utilities, enterprise statistics, minority-owned business enterprises, and women-owned businesses also are available from the 1992 Economic Census. A separate series of reports covers the census of outlying areas—Puerto Rico, Virgin Islands of the United States, Guam, and the Northern Marianas. Separate announcements describing these reports are available free of charge from Data User Services Division, Customer Services, Bureau of the Census, Washington, DC 20233-8300.