

1992


Census of

Service Industries

SC92-A-36

GEOGRAPHIC AREA SERIES

Ohio



1992 Census of Service Industries

SC92-A-36

GEOGRAPHIC AREA SERIES

Ohio

Issued December 1994



U.S. Department of Commerce
Ronald H. Brown, Secretary
David J. Barram, Deputy Secretary
Economics and Statistics Administration
Everett M. Ehrlich, Under Secretary
for Economic Affairs
BUREAU OF THE CENSUS
Martha Farnsworth Riche, Director

Acknowledgments

Many persons participated in the various activities of the 1992 Census of Service Industries. The overall planning and review of the census operations were performed by the Economic Census Staff of the Economic Planning and Coordination Division.

This report was prepared in the Services Division. **Bobby E. Russell**, Assistant Chief for Census Programs, was responsible for the overall planning, management, and coordination of the census of service industries. Planning and implementation were under the direction of **Jack B. Moody**, Chief, Service Census Branch, with primary staff assistance by **Jack R. Drago**, **Barbara S. Tinari**, **Kirk K. Degler**, **Joseph R. Fuller**, **Susan G. Baker**, **Deborah M. Stempowski**, **Brian D. Gregory**, **Theresa L. Steele**, **Chris E. Blackburn**, **Gary R. Rice**, **M. Craig Schadt**, **Arthur B. Stewart**, **Sandra K. Byrd**, and **Evelyn D. Butler**.

Systems and procedures for mailout, receipt, correspondence, data input, industry classification, other clerical processing, administrative record processing, quality control, and the associated electronic computer programs, were developed in the Economic Planning and Coordination Division.

Mailout preparation and receipt operations, clerical and analytical review activities, data keying, and geocoding review were performed by the staff of the Data Preparation Division, **Judith N. Petty**, Acting Chief.

Geographic coding procedures and associated computer programs were developed by the staff of the Geography Division.

The computer processing systems were developed and coordinated in the Economic Statistical Methods and Programming Division, **Charles P. Pautler, Jr.**, Chief. **H. Ray Dennis**, Assistant Chief for Business Programs, was responsible for design and implementation of the computer systems. The computer programs were prepared under the supervision of **William C. Wester**, Chief, Business Census Branch, and **Steven G. McCraith**, Chief, Utilities and Financial Census Branch, assisted by **Jeffrey S. Rosen**, **Barbara L. Lambert**, **Jacqueline R. Sellers**, and **Tsung C. Chu**. Additional programming assistance was provided by **Robert S. Jewett**.

Computer processing was performed in the Computer Services Division, **Marvin D. Raines**, Chief.

The staff of the Administrative and Publications Services Division, **Walter C. Odom**, Chief, performed planning, design, composition, editorial review, and printing planning and procurement for publications and report forms. **Margaret A. Smith** provided publication coordination and editing.

Special acknowledgment is also due the many businesses whose cooperation has contributed to the publication of these data.

If you have any questions concerning the statistics in this report, call 301-457-2689.



**Economics and Statistics
Administration**

Everett M. Ehrlich, Under Secretary
for Economic Affairs



BUREAU OF THE CENSUS

Martha Farnsworth Riche, Director
Harry A. Scarr, Deputy Director

Paula J. Schneider, Principal Associate
Director for Programs

Thomas L. Mesenbourg, Acting Associate
Director for Economic Programs

Thomas L. Mesenbourg, Assistant Director
for Economic Programs

**ECONOMIC PLANNING AND COORDINATION
DIVISION**

John P. Govoni, Chief

SERVICES DIVISION

Carole A. Ambler, Chief

Introduction to the Economic Census

PURPOSES AND USES OF THE ECONOMIC CENSUS

The economic census is the major source of facts about the structure and functioning of the Nation's economy. It provides essential information for government, business, industry, and the general public.

The economic census furnishes an important part of the framework for such composite measures as the gross domestic product, input/output measures, production and price indexes, and other statistical series that measure short-term changes in economic conditions.

Policymaking agencies of the Federal Government use the data, especially in monitoring economic activity and providing assistance to business.

State and local governments use the data to assess business activities and tax bases within their jurisdictions and to develop programs to attract business.

Trade associations study trends in their own and competing industries and keep their members informed of market changes.

Individual businesses use the data to locate potential markets and to analyze their own production and sales performance relative to industry or area averages.

AUTHORITY AND SCOPE

Title 13 of the United States Code (sections 131, 191, and 224) directs the Census Bureau to take the economic census every 5 years, covering years ending in 2 and 7. The 1992 Economic Census consists of the following eight censuses:

- Census of Retail Trade
- Census of Wholesale Trade
- Census of Service Industries
- Census of Financial, Insurance, and Real Estate Industries
- Census of Transportation, Communications, and Utilities
- Census of Manufactures
- Census of Mineral Industries
- Census of Construction Industries

Special programs also cover enterprise statistics and minority-owned and women-owned businesses. (The 1992 Census of Agriculture and 1992 Census of Governments are conducted separately.) The next economic census is scheduled to be taken in 1998 covering the year 1997.

AVAILABILITY OF THE DATA

The results of the economic census are available in printed reports for sale by the U.S. Government Printing Office and on compact discs for sale by the Census Bureau. Order forms for all types of products are available on request from Customer Services, Bureau of the Census, Washington, DC 20233-8300. A more complete description of publications being issued from this census is on the inside back cover of this document.

Census facts are also widely disseminated by trade associations, business journals, and newspapers. Volumes containing census statistics are available in most major public and college libraries. Finally, State data centers in every State as well as business and industry data centers in many States also supply economic census statistics.

WHAT'S NEW IN 1992

The 1992 Economic Census covers more of the economy than any previous census. New for 1992 are data on communications, utilities, financial, insurance, and real estate, as well as coverage of more transportation industries. The economic, agriculture, and governments censuses now collectively cover nearly 98 percent of all economic activity.

Among other changes, new 1992 definitions affect the boundaries of about a third of all metropolitan areas. Also, the Survey of Women-Owned Businesses has now been expanded to include all corporations.

HISTORICAL INFORMATION

The economic census has been taken as an integrated program at 5-year intervals since 1967 and before that for 1963, 1958, and 1954. Prior to that time, the individual subcomponents of the economic census were taken separately at varying intervals.

The economic census traces its beginnings to the 1810 Decennial Census, when questions on manufacturing were included with those for population. Coverage of economic activities was expanded for 1840 and subsequent censuses to include mining and some commercial activities. In 1902, Congress established a permanent Census Bureau and directed that a census of manufactures be taken every 5 years. The 1905 Manufactures Census was the first time a census was taken apart from the regular every-10-year population census.

The first census of business was taken in 1930, covering 1929. Initially it covered retail and wholesale trade and construction industries, but it was broadened in 1933 to include some of the service trades.

The 1954 Economic Census was the first census to be fully integrated—providing comparable census data across economic sectors, using consistent time periods, concepts, definitions, classifications, and reporting units. It was the first census to be taken by mail, using lists of firms provided by the administrative records of other Federal agencies. Since 1963, administrative records also have been used to provide basic statistics for very small firms, reducing or eliminating the need to send them census questionnaires. The Enterprise Statistics Program, which publishes combined data from the economic census, was made possible with the implementation of the integrated census program in 1954.

The range of industries covered in the economic censuses has continued to expand. The census of construction industries began on a regular basis in 1967, and the scope of service industries was broadened in 1967, 1977, and 1987. The census of transportation began in 1963 as a set of surveys covering travel, transportation of commodities, and trucks, but expanded in 1987 to cover business establishments in several transportation industries. For 1992, these statistics are incorporated into a broadened census of transportation, communications, and utilities. Also new for 1992 is the census of financial, insurance, and real estate industries. This is part of a gradual expansion in coverage of industries previously subjected to government regulation.

The Survey of Minority-Owned Business Enterprises was first conducted as a special project in 1969 and was incorporated into the economic census in 1972 along with the Survey of Women-Owned Businesses.

An economic census has also been taken in Puerto Rico since 1909, in the Virgin Islands of the United States and Guam since 1958, and in the Commonwealth of the Northern Mariana Islands since 1982.

Statistical reports from the 1987 and earlier censuses provide historical figures for the study of long-term time series and are available in some large libraries. All of the census data published since 1967 are still available for sale on microfiche from the Census Bureau.

AVAILABILITY OF MORE FREQUENT ECONOMIC DATA

While the census provides complete enumerations every 5 years, there are many needs for more frequent data as well. The Census Bureau conducts a number of monthly, quarterly, and annual surveys, with the results appearing in publication series such as Current Business Reports (retail and wholesale trade and service industries), the Annual Survey of Manufactures, Current Industrial Reports, and the Quarterly Financial Report. Most of these surveys, while providing more frequent observations, yield less kind-of-business and geographic detail than the census. The County Business Patterns program offers annual statistics on the number of establishments, employment, and payroll classified by industry within each county.

SOURCES FOR MORE INFORMATION

More information about the scope, coverage, classification system, data items, and publications for each of the economic censuses and related surveys is published in the *Guide to the 1992 Economic Census and Related Statistics*. More information on the methodology, procedures, and history of the census will be published in the *History of the 1992 Economic Census*. Contact Customer Services for information on availability.

Census of Service Industries

GENERAL

The 1992 Census of Service Industries, part of the 1992 Economic Census, covered service industries as defined in Division I of the *Standard Industrial Classification Manual: 1987*¹ (SIC), except Elementary and Secondary Schools (SIC 821), Colleges, Universities, Professional Schools, and Junior Colleges (SIC 822), Labor Unions and Similar Labor Organizations (SIC 863), Political Organizations (SIC 865), Religious Organizations (SIC 866), and Private Households (SIC 881). The census also excluded governmental establishments classified in the covered industries, except for government-operated hospitals which were included.

Data are presented for establishments in the following classifications:

SIC code	Title
70	Hotels, rooming houses, camps, and other lodging places
72	Personal services
73	Business services
75	Automotive repair, services, and parking
76	Miscellaneous repair services
78	Motion pictures
79	Amusement and recreation services
80	Health services
81	Legal services
823, 4, 9	Selected educational services
83	Social services
84	Museums, art galleries, and botanical and zoological gardens
861, 2, 4, 9	Selected membership organizations
87	Engineering, accounting, research, management, and related services
89	Services, not elsewhere classified

This series of reports presents data for service establishments of firms subject to Federal income tax and (in separate tables) of firms which are exempt from Federal income tax under provisions of the Internal Revenue Code. Only establishments with some payroll during the year are included. For a more detailed explanation, see appendix A.

¹*Standard Industrial Classification Manual: 1987*. For sale by Superintendent of Documents, U.S. Government Printing Office, Washington, DC 20402. Stock No. 041-001-00314-2.

Many of the "kinds of business or operation" included in this report are not thought of as commercial businesses, and the terms (such as "business," "establishment," and "firm") used to describe them may not be descriptive of such services, particularly for not-for-profit and professional services. However, these terms are applied to all "kinds of business or operation" in order to maintain conformity in the measures of the production and delivery of goods and services and in the presentation of data.

The basic tabulations in this report do not include data for establishments which are auxiliary (primary function is providing a service, such as warehousing or bookkeeping) to service establishments within the same organization. Data for auxiliaries are presented in a subsequent report issued as part of the 1992 Enterprise Statistics reports.

For the 1992 Census of Service Industries, large- and medium-size firms, plus all firms known to operate more than one establishment, were sent questionnaires to be completed and returned to the Census Bureau by mail. For most very small firms, including those with no paid employees, data from existing administrative records of other Federal agencies were used instead. These records provided basic information on location, kind of business, receipts, payroll, number of employees, and legal form of organization. In addition, more detailed information for selected kinds of business was obtained on the various questionnaires.

Appendix A gives a more detailed explanation of census coverage and methodology.

CENSUS DISCLOSURE RULES

In accordance with Federal law governing census reports, no data are published that would disclose the operations of an individual establishment or business. However, the number of establishments in a kind-of-business classification is not considered a disclosure, so this information may be released even though other information is withheld.

GEOGRAPHIC AREAS COVERED

This report series presents data for the following areas:

1. The United States as a whole.
2. Each State and the District of Columbia.

3. Each consolidated metropolitan statistical area (CMSA) and primary metropolitan statistical area (PMSA) defined by the Office of Management and Budget (OMB) as of June 30, 1993. A CMSA is an area used to facilitate the presentation and analysis of data for large concentrations of metropolitan populations. It includes two or more contiguous PMSA's which have a population of at least 1,000,000² and which meet specific criteria of urban character and of social and economic integration.
4. Each metropolitan statistical area (MSA) defined by the OMB as of June 30, 1993. An MSA is an integrated economic and social unit with a population nucleus of at least 50,000 inhabitants.² Each MSA consists of one or more counties meeting standards of metropolitan character; in New England, cities and towns rather than counties are the component geographic units.
5. The area within the State outside metropolitan areas (MA's).
6. Each county or county equivalent.³ Counties are the primary divisions of States, except in Louisiana where they are called parishes and in Alaska where they are called boroughs and census areas. Maryland, Missouri, Nevada, and Virginia have one place or more that is independent of any county organization and constitutes primary divisions of their States. These places are treated as counties and as places.
7. Each consolidated city.³ Consolidated cities are consolidated governments which consist of separately incorporated municipalities.
8. Each municipality of 2,500 inhabitants or more incorporated as a city, borough, village, or town.^{2 3}

For the economic census, boroughs and census areas in Alaska and boroughs in New York are not included in this category.
9. Special economic urban areas (SEUA's), which include townships in Michigan, New Jersey, and Pennsylvania, and towns in New York, Wisconsin, and the six New England States with 10,000 inhabitants or more.²

DOLLAR VALUES

All dollar values presented in this report are expressed in current dollars, i.e., 1992 data are expressed in 1992 dollars and 1987 data in 1987 dollars. Consequently, when making comparisons to prior years, users of the data should consider the inflation that has occurred.

RELIABILITY OF DATA

All data compiled in this report originated from either census questionnaires or administrative records of other Federal agencies and, therefore, are not subject to sampling errors. However, the data are subject to nonsampling

²According to the 1990 Census of Population or subsequent special census.

³Those defined as of January 1, 1992.

errors. Nonsampling errors can be attributed to many sources: inability to identify all cases in the actual universe; definition and classification difficulties; differences in the interpretation of questions; errors in recording or coding the data obtained; and other errors of collection, response, coverage, processing, and estimation for missing or misreported data.

The accuracy of these tabulated data is determined by the joint effects of the various nonsampling errors. No direct measurement of these effects has been obtained except for estimation for missing or misreported data; however, precautionary steps were taken in all phases of the collection, processing, and tabulation of the data in an effort to minimize the effects of nonsampling errors.

The Bureau of the Census obtains on computer tape limited information extracted from administrative records of other Federal agencies. This information is used in conjunction with other information available to the Census Bureau to develop estimates for nonemployers, small employers, and other establishments for which responses were not received in time for publication. For an indication of the extent that data included in these reports were obtained from the administrative records of other Federal agencies and from estimation, rather than reports directly from respondents, see appendix E. Also, see appendix A for a more detailed explanation of census coverage and methodology.

SPECIAL TABULATIONS

Special tabulations of data collected in the 1992 Census of Service Industries may be obtained, depending on availability of time and personnel, on diskette, computer tape, or in tabular form. The data will be in summary form and subject to the same rules prohibiting disclosure of confidential information (including name, address, kind of business, or other data for individual business establishments or companies) as are the regular publications.

Special tabulations are prepared on a cost basis. A request for a cost estimate, as well as exact specifications on the type and format of the data to be provided, should be directed to the Chief, Services Division, Bureau of the Census, Washington, DC 20233.

To discuss a special tabulation before submitting specifications, call 1-800-541-8345.

ABBREVIATIONS AND SYMBOLS

The following abbreviations and symbols are used in this publication:

- * See kind-of-business descriptions for SIC 72 and SIC 7384 in appendix A for treatment of plant outlets.
- Represents zero.
- (D) Withheld to avoid disclosing data for individual companies; data are included in broader kind-of-business totals.

(IC)	Independent city.	Symbol	Employment Size
(NA)	Not available.		
(X)	Not applicable.	AA	0–19
CMSA	Consolidated metropolitan statistical area.	BB	20–99
MA	Metropolitan area.	CC	100–249
MSA	Metropolitan statistical area.	EE	250–499
n.e.c.	Not elsewhere classified.	FF	500–999
PMSA	Primary metropolitan statistical area.	GG	1,000–2,499
pt.	Part.	HH	2,500–4,999
r	Revised.	II	5,000–9,999
SIC	Standard Industrial Classification.	JJ	10,000–24,999

The following symbols are used in this publication to show employment size ranges for employment data that have been withheld to avoid disclosing data for individual companies (employment size range codes are provided for the first time in the 1992 Economic Census):

KK	25,000–49,999
LL	50,000–99,999
MM	100,000 or more

Users' Guide for Locating Statistics in This Report by Table Number

Information shown in tables	Table															
	1a	1b	2a	2b	3a	3b	4	5	6	7a	7b	8a	8b	9	10	
GEOGRAPHIC AREAS																
The State	X	X	X	X	X	X	X								X	X
CMSA's and MSA's in the State										X	X					
PMSA's in the State										X	X					
Area of the State not in any CMSA, PMSA, or MSA												X	X			
Counties in the State							X		X							X
Places in the State							X	X						X		
DATA ITEMS																
Establishments	X	X			X	X	X	X	X	X	X	X	X	X		X
Receipts	X				X	X	X	X	X	X	X	X	X	X		X
Revenue		X									X		X			
Expenses						X							X			
Annual payroll	X	X			X	X	X	X	X	X	X	X	X	X		
First-quarter payroll	X	X					X	X	X	X	X	X	X			
Paid employees for pay period including March 12, 1992	X	X			X	X	X	X	X	X	X	X	X			
1987 to 1992 comparative statistics					X	X										
Receipts per establishment			X													
Revenue per establishment				X												
Expenses per establishment				X												
Receipts per employee			X													
Revenue per employee				X												
Expenses per employee				X												
Annual payroll per employee			X	X												
Employees per establishment			X	X												
Counties ranked by volume of receipts																X
Places ranked by volume of receipts														X		

Users' Guide for Locating Statistics in the 1992 Census of Service Industries Reports

Report and geographic area	Information shown in reports by kind of business or industry category										
	Number of establishments	Receipts/Revenue (\$1,000)	Payroll (\$1,000)	Number of employees	Selected ratios	Receipts/revenue lines	Receipts size and employment size of establishments and firms	Concentration ratios of largest firms	Single units and multi-units	Legal form of organization	Selected topics
GEOGRAPHIC AREA SERIES											
United States	X	X	X	X	X						
State	X	X	X	X	X						
CMSA, PMSA, MSA	X	X	X	X	X						
County	X	X	X	X	X						
Place	X	X	X	X	X						
NONEMPLOYER STATISTICS SERIES											
United States	X	X									
State	X	X									
CMSA, PMSA, MSA	X	X									
County	X	X									
Place	X	X									
ESTABLISHMENT AND FIRM SIZE (INCLUDING LEGAL FORM OF ORGANIZATION)											
United States	X	X	X	X			X	X	X	X	
CAPITAL EXPENDITURES, DEPRECIABLE ASSETS, AND OPERATING EXPENSES											
United States		X	X								X
RECEIPTS/REVENUE LINES											
United States	X	X				X					
State	X	X				X					
CMSA, PMSA, MSA	X	X				X					
HOTELS, MOTELS, AND OTHER LODGING PLACES											
United States	X	X	X	X		X					X
State	X	X	X	X		X					X
CMSA, PMSA, MSA	X	X				X					X

Report and geographic area	Information shown in reports by kind of business or industry category										
	Number of establishments	Receipts/Revenue (\$1,000)	Payroll (\$1,000)	Number of employees	Selected ratios	Receipts/revenue lines	Receipts size and employment size of establishments and firms	Concentration ratios of largest firms	Single units and multi-units	Legal form of organization	Selected topics
ZIP CODES											
United States	X	X	X	X							
State	X	X	X	X							
MISCELLANEOUS SUBJECTS											
United States	X	X	X	X							X
State	X	X									X
CMSA, PMSA, MSA	X	X									X

Contents

Ohio

[Page numbers listed here omit the prefix that appears as part of the number of each page]

	Page
Introduction to the Economic Census	III
Census of Service Industries	V
Users' Guide for Locating Statistics in This Report by Table Number	VIII
Users' Guide for Locating Statistics in the 1992 Census of Service Industries Reports ...	IX
Summary of Findings	2

FIGURES

1. Percent Change in Receipts and Annual Payroll for Establishments of Firms Subject to Federal Income Tax: 1987 to 1992	3
2. Annual Payroll per Employee for Establishments of Firms Subject to Federal Income Tax: 1992 and 1987	4
Maps	5

TABLES

1a. Summary Statistics for Firms Subject to Federal Income Tax for the State: 1992 ..	7
1b. Summary Statistics for Firms Exempt From Federal Income Tax for the State: 1992	11
2a. Selected Ratios for Firms Subject to Federal Income Tax for the State: 1992	12
2b. Selected Ratios for Firms Exempt From Federal Income Tax for the State: 1992 ..	15
3a. Comparative Statistics for Firms Subject to Federal Income Tax for the State: 1992 and 1987	15
3b. Comparative Statistics for Firms Exempt From Federal Income Tax for the State: 1992 and 1987	19
4. Summary Statistics for Firms Subject to Federal Income Tax for Counties and for Places With 2,500 Inhabitants or More: 1992	20
5. Summary Statistics for Firms Subject to Federal Income Tax for Places With 350 Establishments or More: 1992	34
6. Summary Statistics for Firms Subject to Federal Income Tax for Counties With 350 Establishments or More: 1992	73
7a. Summary Statistics for Firms Subject to Federal Income Tax for Metropolitan Areas: 1992	131
7b. Summary Statistics for Firms Exempt From Federal Income Tax for Metropolitan Areas: 1992	174
8a. Summary Statistics for Firms Subject to Federal Income Tax for the Area Outside Metropolitan Areas: 1992	185
8b. Summary Statistics for Firms Exempt From Federal Income Tax for the Area Outside Metropolitan Areas: 1992	188
9. Places With 2,500 Inhabitants or More Ranked by Volume of Receipts of Firms Subject to Federal Income Tax: 1992	190
10. Counties Ranked by Volume of Receipts of Firms Subject to Federal Income Tax: 1992	192

APPENDIXES

A. General Explanation	A-1
B. Sample Report Form and Instructions	B-1
C. Kind-of-Business Titles and Reporting-Form Numbers	C-1
D. Metropolitan Areas	D-1
E. Percent of Receipts/Revenue Based on Administrative Records and Estimation for the State: 1992	E-1
F. Geographic Notes	F-1
G. Establishments in Business Any Time During Year and Establishments in Business at End of Year for the State: 1992 and 1987	G-1

Publication Program

Inside back cover

Summary of Findings

FIRMS SUBJECT TO FEDERAL INCOME TAX

Data from the 1992 Census of Service Industries show that Ohio's 69,909 service industries establishments of firms with payroll that were subject to Federal income tax had receipts totaling \$40.8 billion. The 1992 data represent an increase of 54.4 percent in receipts for the State since 1987.

For establishments with payroll in 1992, receipts of offices and clinics of medical doctors totaled \$5.7 billion, compared with \$3.9 billion in 1987. Other leading service kinds of business in 1992 were computer programming, data processing, and other computer related services with \$3.6 billion in receipts, legal services with \$2.8 billion, and nursing and personal care facilities with \$2.2 billion.

There were 758,374 paid employees (full- and part-time) working in service industries in the State as of mid-March 1992, compared with 648,361 employees in 1987. Large employers included help supply services with 87,182 employees, nursing and personal care facilities with 75,634 employees, and offices and clinics of doctors of medicine with 56,400 employees.

ORGANIZATIONS EXEMPT FROM FEDERAL INCOME TAX

Data for the census show that Ohio's 9,283 service industries establishments of firms and other organizations with payroll that were exempt from Federal income tax had revenue totaling \$20.1 billion and expenses of \$19.1 billion in 1992. The 1992 data represent an increase of 55.4 percent in expenses since 1987.

For establishments with payroll in 1992, revenue of hospitals totaled \$13.9 billion, compared with \$9.2 billion in 1987. Other leading classifications in 1992 were nursing and personal care facilities with revenue of \$838.0 million, and individual and family social services with \$675.2 million.

There were 393,879 paid employees (full- and part-time) as of mid-March 1992, compared with 339,537 employees in 1987. Hospitals had 232,413 employees; nursing and personal care facilities, 29,161 employees; and job training and vocational rehabilitation services, 20,334 employees.

Figure 1. **Percent Change in Receipts and Annual Payroll for Establishments of Firms Subject to Federal Income Tax: 1987 to 1992**

(Includes only establishments with payroll. For meaning of abbreviations and symbols, see introductory text)

Receipts 
Payroll 

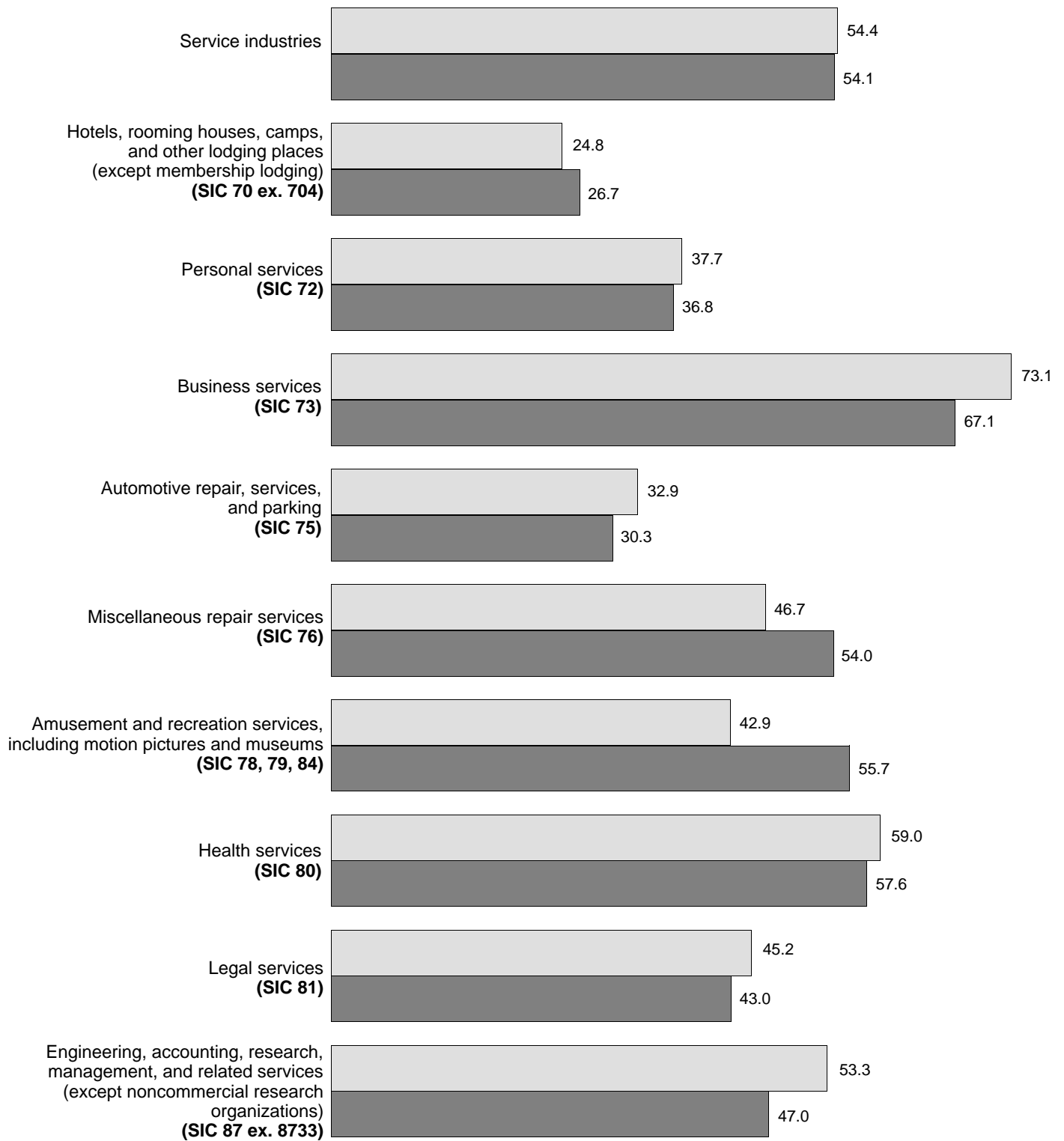


Figure 2. **Annual Payroll per Employee for Establishments of Firms Subject to Federal Income Tax: 1992 and 1987**

(In dollars. For meaning of abbreviations and symbols, see introductory text)

1992 
1987 

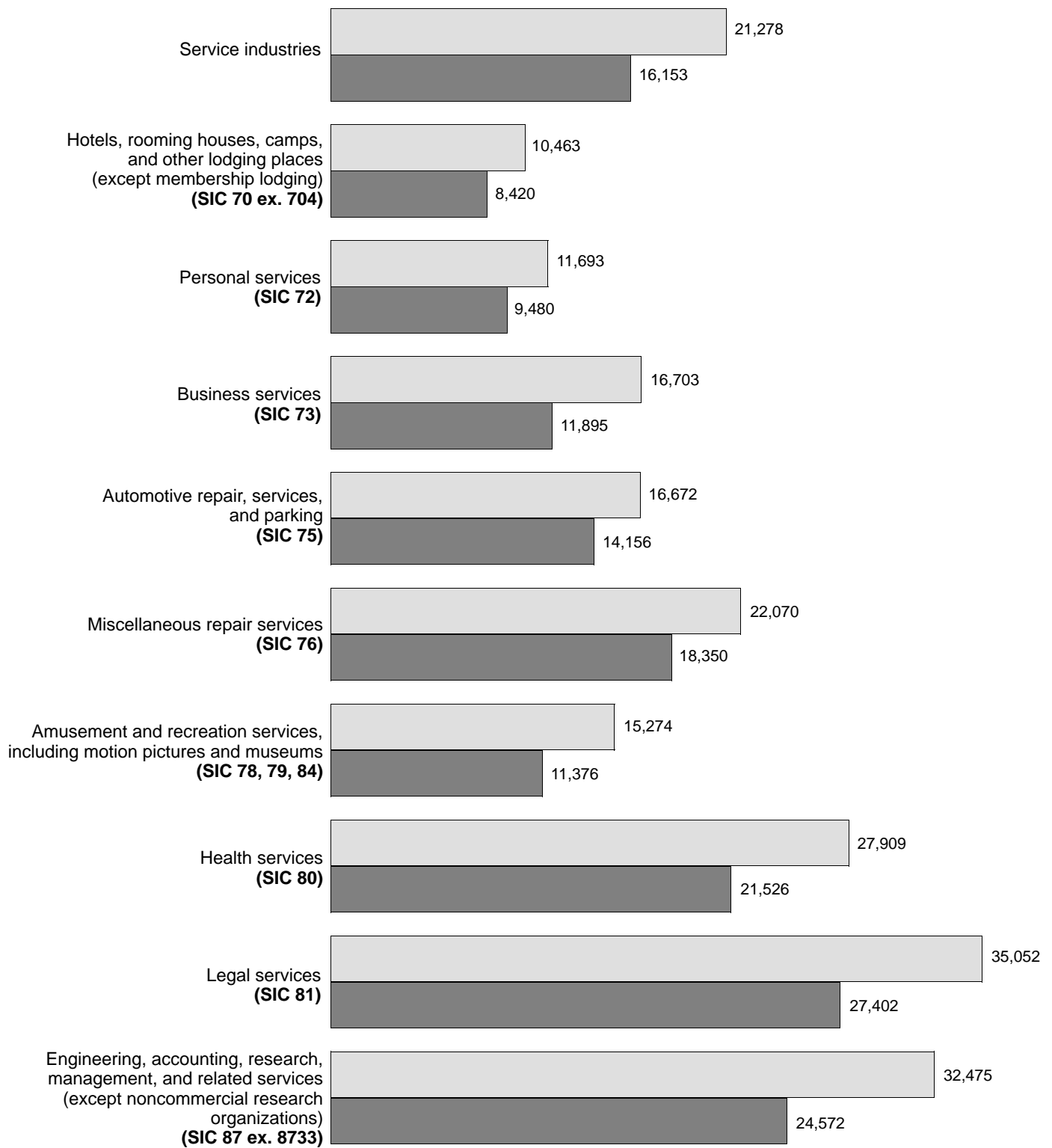




Table 1a. Summary Statistics for Firms Subject to Federal Income Tax for the State: 1992

[Includes only establishments with payroll. For meaning of abbreviations and symbols, see introductory text. For explanation of terms and comparability of 1987 and 1992 censuses, see appendix A]

SIC code	Kind of business or operation	Establishments (number)	Receipts (\$1,000)	Annual payroll (\$1,000)	First-quarter payroll (\$1,000)	Paid employees for pay period including March 12 (number)
	Total	69 909	40 844 187	16 136 829	3 581 871	758 374
70 ex. 704	Hotels, rooming houses, camps, and other lodging places (except membership lodging)	1 207	1 278 080	348 536	80 088	33 310
	Hotels and motels	1 003	1 243 479	341 809	78 977	32 776
7011	Hotels	381	904 372	262 085	61 014	24 107
7011 pt.	Hotels, 25 guestrooms or more	325	897 468	260 866	60 729	23 898
7011 pt.	Hotels, less than 25 guestrooms	56	6 904	1 219	285	209
7011 pt.	Motels, motor hotels, and tourist courts	622	339 107	79 724	17 963	8 669
7011 pt.	Motels, tourist courts	526	275 982	64 979	14 477	6 778
7011 pt.	Motor hotels	96	63 125	14 745	3 486	1 891
702, 3	Other lodging places	204	34 601	6 727	1 111	534
702	Rooming and boarding houses	35	7 306	1 530	368	160
703	Camps and recreational vehicle parks	169	27 295	5 197	743	374
7032	Sporting and recreational camps	21	3 739	966	134	52
7033	Recreational vehicle parks and campsites	148	23 556	4 231	609	322
72	Personal services	8 963	2 018 536	697 813	163 474	59 678
721	Laundry, cleaning, and garment services	2 156	752 912	244 988	56 821	19 181
7211	Power laundries, family and commercial*	61	27 533	10 879	2 701	969
7213	Linen supply*	40	58 084	21 886	5 120	1 272
7215	Coin-operated laundries and drycleaning	515	88 663	18 062	4 091	2 109
7215 pt.	Coin-operated laundries and drycleaning stores	494	55 083	12 838	2 920	1 894
7215 pt.	Coin-operated laundry routes	21	33 580	5 224	1 171	215
7216	Drycleaning plants, except rug cleaning*	897	208 832	81 392	18 857	7 567
7217	Carpet and upholstery cleaning	339	67 250	23 444	4 569	1 864
7218	Industrial laundries*	79	269 099	79 196	19 081	4 366
7212, 9	Other laundry, cleaning, and garment services*	225	33 451	10 129	2 402	1 034
7212	Garment pressing, and agents for laundries and drycleaners	120	15 858	4 269	1 002	511
7219	Laundry and garment services, n.e.c.*	105	17 593	5 860	1 400	523
722	Photographic studios, portrait	603	176 933	64 784	13 655	4 696
723, 4	Beauty and barber shops	3 969	487 327	221 948	52 194	20 831
723	Beauty shops	3 785	471 811	215 621	50 748	20 385
724	Barber shops	184	15 516	6 327	1 446	446
725	Shoe repair shops and shoeshine parlors	103	8 467	2 199	558	221
726	Funeral service and crematories	910	390 652	101 311	22 857	4 828
729	Miscellaneous personal services	1 222	202 245	62 583	17 389	9 921
7291	Tax return preparation services	275	42 453	19 321	8 134	5 685
7299	Miscellaneous personal services, n.e.c.	947	159 792	43 262	9 255	4 236
7299 pt.	Massage parlors, tanning salons, and saunas	257	15 708	3 836	814	754
7299 pt.	Other personal services	690	144 084	39 426	8 441	3 482
7299 pt.	Diet and weight reducing services	282	61 275	17 195	3 729	1 655
7299 pt.	Formal wear rental	140	28 193	8 335	1 674	658
7299 pt.	Other personal services, n.e.c.	268	54 616	13 896	3 038	1 169
73	Business services	10 915	9 778 303	3 878 886	913 687	232 232
731	Advertising	705	613 356	207 869	48 562	7 812
7311	Advertising agencies	541	386 300	159 986	37 166	4 806
7312	Outdoor advertising services	52	85 018	14 696	3 393	498
7313	Radio, television, publishers' advertising representatives	50	56 274	14 944	3 888	591
7313 pt.	Radio, television advertising representatives	26	14 157	5 339	1 420	160
7313 pt.	Publishers' advertising representatives	24	42 117	9 605	2 468	431
7319	Advertising, n.e.c.	62	85 764	18 243	4 115	1 917
732	Consumer credit reporting agencies, mercantile reporting agencies, and adjustment and collection agencies	293	311 887	95 125	22 343	4 441
7322	Adjustment and collection services	241	185 603	70 997	16 136	3 352
7323	Credit reporting services	52	126 284	24 128	6 207	1 089
733	Mailing, reproduction, commercial art and photography, and stenographic services	1 109	597 472	194 786	44 766	8 702
7331	Direct mail advertising services	109	179 385	52 140	12 096	2 626
7331 pt.	Mailing list compilers, brokers, and managers	25	33 923	12 200	3 008	650
7334	Direct mail advertising services, except mailing list services	84	145 462	39 940	9 088	1 976
7334 pt.	Photocopying and duplicating services	145	111 143	33 785	8 086	1 936
7334 pt.	Blueprinting and photocopying services	133	107 752	33 013	7 902	1 898
7334 pt.	Duplicating services, except printing and photocopying	12	3 391	772	184	38
7335, 6	Commercial photography, art, and graphics	635	251 795	85 456	19 169	3 028
7335	Commercial photography	153	52 632	16 294	3 529	656
7336	Commercial art and graphic design	482	199 163	69 162	15 640	2 372
7336 pt.	Commercial art	115	35 956	13 685	3 256	469
7336 pt.	Graphic arts and related design	367	163 207	55 477	12 384	1 903
7338	Secretarial and court reporting services	220	55 149	23 405	5 415	1 112
734	Services to dwellings and other buildings	2 209	668 494	331 236	78 262	37 576
7342	Disinfecting and pest control services	232	85 154	31 935	6 672	1 627
7349	Building cleaning and maintenance services, n.e.c.	1 977	583 340	299 301	71 590	35 949
735	Miscellaneous equipment rental and leasing	932	668 774	159 108	36 270	7 405
7352	Medical equipment rental and leasing	113	127 805	30 691	7 524	1 348
7353	Heavy construction equipment rental and leasing	87	92 796	24 335	5 674	896
7353 pt.	Rental and leasing of heavy construction equipment without operators	47	58 056	14 250	3 362	482
7353 pt.	Rental and leasing of heavy construction equipment with operators	40	34 740	10 085	2 312	414
7359	Equipment rental and leasing, n.e.c.	732	448 173	104 082	23 072	5 161
7359 pt.	Equipment rental	651	396 247	93 472	20 880	4 591
7359 pt.	Rent-to-own	261	134 650	25 511	5 975	1 505
7359 pt.	Equipment rental, except rent-to-own	390	261 597	67 961	14 905	3 086
7359 pt.	Equipment leasing, except finance leasing	81	51 926	10 610	2 192	570

SERVICE INDUSTRIES—GEOGRAPHIC AREA SERIES

OHIO OH-7

Table 1a. Summary Statistics for Firms Subject to Federal Income Tax for the State: 1992—Con.

[Includes only establishments with payroll. For meaning of abbreviations and symbols, see introductory text. For explanation of terms and comparability of 1987 and 1992 censuses, see appendix A]

SIC code	Kind of business or operation	Establishments (number)	Receipts (\$1,000)	Annual payroll (\$1,000)	First-quarter payroll (\$1,000)	Paid employees for pay period including March 12 (number)
73	Business services—Con.					
736	Personnel supply services -----	1 314	1 594 968	1 097 787	236 863	89 682
7361	Employment agencies -----	415	129 289	59 344	12 661	2 500
7363	Help supply services -----	899	1 465 679	1 038 443	224 202	87 182
7363 pt.	Temporary help supply -----	754	1 117 494	783 401	168 903	75 581
7363 pt.	Help supply, except temporary -----	145	348 185	255 042	55 299	11 601
7363 pt.	Employee leasing -----	88	258 977	200 651	42 743	9 406
7363 pt.	Other help supply services -----	57	89 208	54 391	12 556	2 195
737	Computer programming, data processing, and other computer related services -----	1 930	3 625 819	1 192 093	301 203	32 760
7371, 2, 3	Computer programming, prepackaged software, and integrated systems -----	1 114	1 730 732	610 794	153 810	14 751
7371	Computer programming services -----	701	644 947	330 847	80 052	8 130
7372	Prepackaged software -----	217	697 247	161 354	46 400	3 636
7373	Computer integrated systems -----	196	388 538	118 593	27 358	2 985
7374, 5, 6	Data processing services -----	397	1 476 044	451 200	115 598	14 208
7374, 5	Computer processing, information retrieval -----	355	1 301 014	406 846	105 138	12 918
7374	Computer processing and data preparation and processing services -----	318	664 919	230 689	60 243	7 941
7375	Information retrieval services -----	37	636 095	176 157	44 895	4 977
7376	Computer facilities management services -----	42	175 030	44 354	10 460	1 290
7377, 8, 9	Computer rental and leasing, maintenance, and related services, n.e.c. -----	419	419 043	130 099	31 795	3 801
7377	Computer rental and leasing -----	26	108 644	14 139	3 558	387
7378	Computer maintenance and repair -----	181	202 557	65 260	16 367	2 087
7379	Computer related services, n.e.c. -----	212	107 842	50 700	11 870	1 327
7379 pt.	Computer consultants -----	167	83 152	41 662	9 629	1 023
7379 pt.	Miscellaneous computer services, n.e.c. -----	45	24 690	9 038	2 241	304
738	Miscellaneous business services -----	2 423	1 697 533	600 882	145 418	43 854
7381, 2	Detective agencies and protective services -----	519	433 653	236 938	57 137	20 233
7381	Detective, guard, and armored car services -----	407	296 968	193 280	46 290	18 317
7381 pt.	Detective agencies and guard services -----	384	272 156	182 511	43 608	17 693
7381 pt.	Armored car services -----	23	24 812	10 769	2 682	624
7382	Security systems services -----	112	136 685	43 658	10 847	1 916
7383	News syndicates -----	10	14 534	3 411	750	83
7384	Photofinishing laboratories* -----	214	218 936	38 212	8 487	2 360
7384 pt.	Photofinishing laboratories, except "one-hour" (mini) labs* -----	103	194 360	32 607	7 164	1 817
7384 pt.	One-hour (mini) photofinishing* -----	111	24 576	5 605	1 323	543
7389	Business services, n.e.c. -----	1 680	1 030 410	322 321	79 044	21 178
7389 pt.	Sign painting shops -----	79	19 097	5 456	1 302	360
7389 pt.	Interior designing -----	207	65 656	12 114	3 019	661
7389 pt.	Telephone answering services -----	100	30 425	14 900	3 383	1 300
7389 pt.	Other business services -----	1 294	915 232	289 851	71 340	18 857
7389 pt.	Water softening and conditioning services -----	90	56 977	16 736	3 779	755
7389 pt.	Packaging and labeling services -----	121	187 170	41 087	10 063	2 948
7389 pt.	Trading stamp services -----	-	-	-	-	-
7389 pt.	Miscellaneous business services -----	1 083	671 085	232 028	57 498	15 154
7389 pt.	Convention and trade show services -----	67	57 419	15 399	3 470	769
7389 pt.	Private mail centers -----	59	14 876	2 265	482	247
7389 pt.	Miscellaneous business services, n.e.c. -----	957	598 790	214 364	53 546	14 138
75	Automotive repair, services, and parking -----	7 132	2 820 328	627 367	148 020	37 631
751	Automotive rental and leasing, without drivers -----	485	806 229	105 228	24 579	4 932
7513	Truck rental and leasing, without drivers -----	226	389 543	52 218	12 198	2 175
7513 pt.	Truck rental, without drivers -----	129	244 187	30 328	7 200	1 342
7513 pt.	Truck leasing, except finance leasing -----	97	145 356	21 890	4 998	833
7514, 5	Passenger car rental and leasing -----	251	412 613	52 351	12 234	2 728
7514	Passenger car rental -----	173	228 500	36 225	8 340	2 239
7515	Passenger car leasing -----	78	184 113	16 126	3 894	489
7519	Utility trailer and recreational vehicle rental -----	8	4 073	659	147	29
752	Automobile parking -----	527	143 527	21 545	5 120	2 002
7521 pt.	Parking lots -----	368	62 142	9 290	2 128	928
7521 pt.	Parking structures -----	159	81 385	12 255	2 992	1 074
753	Automotive repair shops -----	5 004	1 612 166	421 731	99 538	21 921
7532	Top, body, and upholstery repair shops and paint shops -----	1 442	480 406	129 367	30 701	6 469
7532 pt.	Top and body repair shops -----	1 326	453 967	121 336	29 101	6 041
7532 pt.	Paint shops -----	116	26 439	8 031	1 600	428
7538	General automotive repair shops -----	2 366	692 443	181 427	42 905	9 895
7538 pt.	General automotive repair shops, except diesel -----	2 116	594 651	152 726	36 062	8 397
7538 pt.	Diesel repair shops -----	250	97 792	28 701	6 843	1 498
7533, 4, 6, 7, 9	Other automotive repair shops -----	1 196	439 317	110 937	25 932	5 557
7533	Automotive exhaust system repair shops -----	363	131 489	31 582	6 850	1 578
7534	Tire retreading and repair shops -----	80	60 837	11 562	2 685	587
7536	Automotive glass replacement shops -----	168	72 495	19 641	4 721	862
7537	Automotive transmission repair shops -----	222	58 425	17 301	4 141	874
7539	Automotive repair shops, n.e.c. -----	363	116 071	30 851	7 535	1 656
7539 pt.	Radiator repair -----	124	26 451	6 221	1 498	372
7539 pt.	Brake, front end, and wheel alignment -----	125	39 144	11 328	2 519	548
7539 pt.	Automotive electrical and fuel system services -----	78	29 348	7 752	2 240	460
7539 pt.	Carburetor repair shops -----	28	6 444	2 081	588	119
7539 pt.	Automotive electrical repair shops -----	50	22 904	5 671	1 652	341
7539 pt.	Other automotive repair shops, n.e.c. -----	36	21 128	5 550	1 278	276
754	Automotive services, except repair -----	1 116	258 406	78 863	18 783	8 776
7542	Carwashes -----	607	111 852	36 901	8 929	5 341
7549	Automotive services, except repair and carwashes -----	509	146 554	41 962	9 854	3 435
7549 pt.	Lubrication shops -----	242	72 772	18 711	4 443	1 865
7549 pt.	Other automotive services -----	267	73 782	23 251	5 411	1 570
7549 pt.	Towing services -----	180	47 928	15 547	3 724	1 086
7549 pt.	Other automotive services, n.e.c. -----	87	25 854	7 704	1 687	484

Table 1a. Summary Statistics for Firms Subject to Federal Income Tax for the State: 1992—Con.

[Includes only establishments with payroll. For meaning of abbreviations and symbols, see introductory text. For explanation of terms and comparability of 1987 and 1992 censuses, see appendix A]

SIC code	Kind of business or operation	Establishments (number)	Receipts (\$1,000)	Annual payroll (\$1,000)	First-quarter payroll (\$1,000)	Paid employees for pay period including March 12 (number)
76	Miscellaneous repair services -----	2 872	1 419 279	448 683	108 355	20 330
762	Electrical repair shops -----	757	442 622	151 486	37 055	6 919
7622	Radio and television repair shops -----	206	59 194	21 747	5 380	1 188
7623, 9	Other electrical and electronic repair shops -----	551	383 428	129 739	31 675	5 731
7623	Refrigeration and air-conditioning service and repair shops -----	115	84 447	25 319	5 925	934
7629	Electrical and electronic repair shops, n.e.c. -----	436	298 981	104 420	25 750	4 797
763	Watch, clock, and jewelry repair -----	83	11 857	3 483	855	295
764	Reupholstery and furniture repair -----	269	38 751	12 273	2 879	868
769	Miscellaneous repair and related services -----	1 763	926 049	281 441	67 566	12 248
7692	Welding repair -----	202	60 022	19 480	5 235	1 022
7694	Armature rewinding shops -----	122	169 161	52 141	12 843	1 817
7699	Repair shops and related services, n.e.c. -----	1 439	696 866	209 820	49 488	9 409
7699 pt.	Farm machinery and equipment repair -----	54	10 823	2 438	672	166
7699 pt.	Lawnmower and other small gasoline engine repair -----	131	28 955	7 172	1 533	429
7699 pt.	Sewer and septic tank cleaning services -----	132	53 143	17 805	4 092	923
7699 pt.	Other repair and related services, n.e.c. -----	1 122	603 945	182 405	43 191	7 891
78, 79, 84	Amusement and recreation services, including motion pictures and museums -----	4 417	2 358 560	683 477	126 942	44 747
781, 2	Motion picture production, distribution, and services -----	205	367 599	89 750	21 119	3 956
7812 pt.	Motion picture production, except for television -----	91	38 165	13 501	3 222	509
7812 pt.	Motion picture and tape production for television -----	39	179 096	53 662	12 508	2 507
7819	Services allied to motion picture production -----	46	48 801	14 989	3 306	552
7822 pt.	Motion picture film and tape distributors -----	19	95 071	5 532	1 581	310
7822 pt.	Motion picture film exchanges -----	8	(D)	(D)	(D)	BB
7822 pt.	Video tape wholesalers -----	11	(D)	(D)	(D)	EE
7822 pt.	Film and tape distribution for television -----	3	(D)	(D)	(D)	BB
7829	Services allied to motion picture distribution -----	7	(D)	(D)	(D)	BB
783	Motion picture theaters -----	283	192 672	28 533	6 604	4 210
7832	Motion picture theaters, except drive-in -----	239	186 111	27 447	6 499	4 074
7833	Drive-in motion picture theaters -----	44	6 561	1 086	105	136
784	Video tape rental -----	943	206 513	38 522	9 403	5 531
792	Theatrical producers (except motion picture), bands, orchestras, and entertainers -----	145	91 487	13 724	2 853	911
7922	Theatrical producers (except motion picture) and miscellaneous theatrical services -----	70	26 294	6 778	1 255	514
7922 pt.	Producers of live theatrical productions -----	9	1 377	631	102	202
7922 pt.	Producers of radio and television shows, except tape producers -----	5	2 329	702	164	29
7922 pt.	Artists' and entertainers' managers or agents, concert bureaus, booking agents -----	33	11 005	1 798	365	106
7922 pt.	Other theatrical services -----	23	11 583	3 647	624	177
7929	Bands, orchestras, actors, and other entertainers and entertainment groups -----	75	65 193	6 946	1 598	397
7929 pt.	Dance groups and artists -----	5	2 079	807	165	40
7929 pt.	Symphony orchestras, opera companies, and chamber music organizations -----	-	-	-	-	-
7929 pt.	Other music and entertainment presentations -----	70	63 114	6 139	1 433	357
7929 pt.	Other music groups and artists -----	41	15 099	3 376	770	265
7929 pt.	Other entertainers and entertainment groups -----	29	48 015	2 763	663	92
793	Bowling centers -----	417	164 562	46 890	12 996	6 121
79 ex. 792, 3, 84	Commercial sports and other amusement and recreation services, including museums -----	2 424	1 335 727	466 058	73 967	24 018
794	Commercial sports -----	179	288 799	195 992	26 370	3 826
7941	Professional sports clubs, managers, promoters -----	54	151 637	167 577	22 374	2 402
7941 pt.	Baseball clubs -----	3	(D)	(D)	(D)	EE
7941 pt.	Football clubs -----	2	(D)	(D)	(D)	FF
7941 pt.	Other professional sports clubs -----	6	24 234	22 965	9 226	168
7941 pt.	Managers and promoters -----	43	48 322	11 552	2 778	1 253
7948	Racing, including track operation -----	125	137 162	28 415	3 996	1 424
7948 pt.	Auto racetrack operation -----	22	14 869	2 142	206	145
7948 pt.	Horse racetrack operation -----	12	97 405	19 100	2 570	986
7948 pt.	Dog racetrack operation -----	-	-	-	-	-
7948 pt.	Racing stables and racing, n.e.c. -----	91	24 888	7 173	1 220	293
79 ex. 792, 3, 4; 84	Other amusement and recreation services, including museums -----	2 245	1 046 928	270 066	47 597	20 192
791	Dance studios, schools, and halls -----	195	19 211	5 353	1 309	857
7991	Physical fitness facilities -----	362	114 976	28 210	7 121	4 384
7991 pt.	Physical fitness centers, except gymnasiums and athletic clubs -----	296	95 675	22 416	5 731	3 389
7991 pt.	Gymnasiums and athletic clubs -----	66	19 301	5 794	1 390	995
7992	Public golf courses -----	312	136 512	35 768	4 869	2 128
7993	Coin-operated amusement devices -----	202	93 022	21 922	5 051	1 437
7996	Amusement parks -----	24	287 516	74 504	9 486	1 758
7997	Membership sports and recreation clubs -----	333	178 641	56 938	10 343	4 284
7999, 84	Amusement and recreation services, including museums, n.e.c. -----	817	217 050	47 371	9 418	5 344
7999 pt.	Concession operators of amusement devices and rides -----	45	18 698	3 078	347	152
7999 pt.	Carnivals, circuses, and fairs -----	23	8 374	1 491	196	126
7999 pt.	Carnivals and circuses -----	16	7 677	1 415	188	116
7999 pt.	Fairs -----	7	697	76	8	10
7999 pt., 84	Other recreation and amusements, including museums -----	749	189 978	42 802	8 875	5 066
84	Museums, art galleries, and botanical and zoological gardens -----	8	(D)	(D)	(D)	BB
841	Museums and art galleries -----	8	(D)	(D)	(D)	BB
842	Arboreta and botanical or zoological gardens -----	-	-	-	-	-
7999 pt.	Roller skating rinks -----	93	18 809	5 310	1 378	984
7999 pt.	Ice skating rinks -----	3	(D)	(D)	(D)	BB
7999 pt.	Other amusement and recreation services, n.e.c. -----	645	167 229	36 433	7 265	3 989

SERVICE INDUSTRIES—GEOGRAPHIC AREA SERIES

Table 1a. Summary Statistics for Firms Subject to Federal Income Tax for the State: 1992—Con.

[Includes only establishments with payroll. For meaning of abbreviations and symbols, see introductory text. For explanation of terms and comparability of 1987 and 1992 censuses, see appendix A]

SIC code	Kind of business or operation	Establishments (number)	Receipts (\$1,000)	Annual payroll (\$1,000)	First-quarter payroll (\$1,000)	Paid employees for pay period including March 12 (number)
80	Health services	18 564	11 643 181	5 571 991	1 159 922	199 646
801	Offices and clinics of doctors of medicine	8 004	5 703 695	3 090 611	596 002	56 400
8011 pt.	Offices of doctors of medicine	7 810	5 433 429	2 975 290	572 593	53 317
8011 pt.	General medical clinics	194	270 266	115 321	23 409	3 083
802	Offices and clinics of dentists	4 497	1 337 215	525 639	113 477	23 647
8021 pt.	Offices of dentists	4 489	1 333 612	524 618	113 248	23 609
8021 pt.	Dental clinics	8	3 603	1 021	229	38
803	Offices and clinics of doctors of osteopathy	821	386 003	196 491	40 332	5 173
8031 pt.	Offices of osteopathic physicians	790	364 229	186 091	37 845	4 885
8031 pt.	Osteopathic clinics	31	21 774	10 400	2 487	288
804	Offices and clinics of other health practitioners	3 057	807 839	285 022	62 498	13 403
8041	Offices and clinics of chiropractors	871	237 979	75 464	16 376	3 463
8042	Offices and clinics of optometrists	836	218 608	58 464	13 288	3 293
8043	Offices and clinics of podiatrists	490	109 704	38 259	8 312	1 682
8049	Offices and clinics of health practitioners, n.e.c.	860	241 548	112 835	24 522	4 965
805	Nursing and personal care facilities	934	2 193 454	1 024 715	244 413	75 634
8051	Skilled nursing care facilities	617	1 774 992	821 808	194 565	59 954
8052	Intermediate care facilities	265	368 401	180 330	42 923	13 742
8059	Nursing and personal care facilities, n.e.c.	52	50 061	22 577	6 925	1 938
806	Hospitals	13	145 695	56 432	14 073	2 641
8062	General medical and surgical hospitals	3	(D)	(D)	(D)	GG
8063, 9	Specialty hospitals	10	(D)	(D)	(D)	GG
8063	Psychiatric hospitals	8	51 460	19 671	4 967	902
8069	Specialty hospitals, except psychiatric	2	(D)	(D)	(D)	CC
807, 8, 9	Other health services	1 238	1 069 280	393 081	89 127	22 748
807	Medical and dental laboratories	511	689	169 626	38 617	7 613
8071	Medical laboratories	324	449 887	141 866	31 893	6 126
8072	Dental laboratories	264	61 802	27 760	6 724	1 487
808	Home health care services	313	324 480	148 930	34 269	12 150
809	Miscellaneous health and allied services, n.e.c.	337	233 111	74 525	16 241	2 985
8092	Kidney dialysis centers	15	34 203	8 240	1 791	313
8093	Specialty outpatient facilities, n.e.c.	209	144 765	50 796	11 493	2 020
8099	Health and allied services, n.e.c.	113	54 143	15 489	2 957	652
81	Legal services	5 211	2 754 693	1 022 676	214 955	29 176
823, 4, 9	Selected educational services	542	188 417	72 158	17 988	5 094
823	Libraries	4	158	48	11	11
824	Vocational schools	171	109 908	46 566	11 798	2 658
8243	Data processing schools	42	16 288	7 445	1 688	300
8244	Business and secretarial schools	39	28 052	11 797	3 499	973
8249	Vocational schools, n.e.c.	90	65 568	27 324	6 611	1 385
829	Schools and educational services, n.e.c.	367	78 351	25 544	6 179	2 425
83	Social services	1 674	343 126	143 492	33 065	15 003
835	Child day care services	1 006	178 170	81 235	18 866	10 254
832, 3, 6, 9	Other social services	668	164 956	62 257	14 199	4 749
832	Individual and family social services	213	37 641	13 563	2 912	914
833	Job training and vocational rehabilitation services	47	28 967	13 009	3 079	695
836	Residential care	365	86 814	32 522	7 518	2 960
839	Social services, n.e.c.	43	11 534	3 163	690	180
87 ex. 8733	Engineering, accounting, research, management, and related services (except noncommercial research organizations)	8 014	6 053 096	2 574 820	600 587	79 287
871	Engineering, architectural, and surveying services	2 389	2 193 220	1 016 625	233 779	27 423
8711	Engineering services	1 534	1 800 761	846 680	196 316	22 115
8712	Architectural services	591	332 376	140 036	31 497	4 096
8713	Surveying services	264	60 083	29 909	5 966	1 212
872	Accounting, auditing, and bookkeeping services	2 767	1 159 772	494 551	118 279	18 922
873 ex. 8733	Research, development, and testing services (except noncommercial research organizations)	492	994 473	391 404	92 844	13 040
8731	Commercial physical and biological research	127	564 924	231 323	55 557	5 638
8731 pt.	Commercial physical research	86	515 283	208 761	50 229	4 974
8731 pt.	Commercial medical and biological research	41	49 641	22 562	5 328	664
8732	Commercial economic, sociological, and educational research	164	232 597	81 812	18 777	4 332
8734	Testing laboratories	201	196 952	78 269	18 510	3 070
874	Management and public relations services	2 366	1 705 631	672 240	155 685	19 902
8741	Management services	707	781 289	289 142	70 844	10 095
8742	Management consulting services	1 140	739 069	311 398	68 411	7 095
8743	Public relations services	149	(D)	(D)	(D)	FF
8744	Facilities support management services	4	(D)	(D)	(D)	BB
8748	Business consulting services, n.e.c.	366	122 299	48 414	10 912	1 855
89	Services, n.e.c.	398	188 588	66 930	14 788	2 240
8999 pt.	Scientific and related consulting services, except environmental	81	35 700	14 639	3 113	447
8999 pt.	Other services	317	152 888	52 291	11 675	1 793
8999 pt.	Environmental consulting	154	126 870	42 663	9 886	1 360
8999 pt.	Authors, composers, and other arts-related services	66	10 755	4 786	796	142
8999 pt.	Other services, n.e.c.	97	15 263	4 842	993	291

Table 1b. Summary Statistics for Firms Exempt From Federal Income Tax for the State: 1992

[Includes only establishments with payroll. For meaning of abbreviations and symbols, see introductory text. For explanation of terms and comparability of 1987 and 1992 censuses, see appendix A]

SIC code	Kind of business or operation	Establishments (number)	Revenue (\$1,000)	Annual payroll (\$1,000)	First-quarter payroll (\$1,000)	Paid employees for pay period including March 12 (number)
	Total	9 283	20 111 302	8 360 611	2 028 852	393 879
7032, 704	Camps and membership lodging	191	30 954	7 339	1 410	706
7032	Sporting and recreational camps	63	11 990	4 168	601	307
704	Organization hotels and lodging houses, on membership basis	128	18 964	3 171	809	399
792, 7991 pt., 7997, 7999 pt., 84	Selected amusement, recreation, and related services	677	613 376	234 612	50 241	15 418
792	Theatrical producers (except motion picture), bands, orchestras, and entertainers	107	140 715	56 784	14 075	3 990
7922	Theatrical producers (except motion picture) and miscellaneous theatrical services	56	48 552	17 243	4 051	1 330
7922 pt.	Producers of live theatrical productions	41	31 050	11 286	2 721	897
7922 pt.	Producers of radio and television shows, except tape	3	(D)	(D)	(D)	AA
7922 pt.	Artists' and entertainers' managers or agents, concert bureaus, booking agents	3	(D)	(D)	(D)	CC
7922 pt.	Other theatrical services	9	15 411	4 754	1 038	297
7929	Bands, orchestras, actors, and other entertainers and entertainment groups	51	92 163	39 541	10 024	2 660
7929 pt.	Dance groups and artists	9	16 577	6 499	1 698	470
7929 pt.	Symphony orchestras, opera companies, and chamber music organizations	24	67 081	31 617	7 976	1 855
7929 pt.	Other music groups and artists	12	6 618	1 143	266	304
7929 pt.	Other entertainers and entertainment groups	6	1 887	282	84	31
7991 pt., 7997	Gymnasiums, athletic clubs, and membership sports and recreation clubs	366	281 430	112 073	21 102	7 368
7991 pt.	Gymnasiums and athletic clubs	8	2 430	1 163	266	246
7997	Membership sports and recreation clubs	358	279 000	110 910	20 836	7 122
7999 pt.	Fairs	53	25 512	2 918	398	319
84	Museums, art galleries, and botanical and zoological gardens	151	165 719	62 837	14 666	3 741
841	Museums and art galleries	133	134 212	49 337	11 591	2 855
842	Arboreta and botanical or zoological gardens	18	31 507	13 500	3 075	886
8011 pt.; 8021 pt.; 805, 6, 8, 9	Selected health services	1 231	15 849 180	6 881 564	1 681 883	279 790
8011 pt., 8021 pt.	Clinics of doctors of medicine and dentists	150	652 713	144 381	34 081	5 719
8011 pt.	General medical clinics	143	(D)	(D)	(D)	II
8021 pt.	Dental clinics	7	(D)	(D)	(D)	BB
805	Nursing and personal care facilities	384	837 962	421 255	100 939	29 161
8051	Skilled nursing care facilities	130	558 365	272 390	65 489	18 545
8052	Intermediate care facilities	237	241 686	131 083	31 263	9 660
8059	Nursing and personal care facilities, n.e.c.	17	37 911	17 782	4 187	956
806	Hospitals	230	13 853 145	6 076 133	1 489 937	232 413
8062	General medical and surgical hospitals	193	12 688 956	5 431 308	1 327 555	210 784
8062 pt.	General medical and surgical hospitals, nongovernment	167	10 783 628	4 531 905	1 109 533	180 274
8062 pt.	General medical and surgical hospitals, government	26	1 905 328	899 403	218 022	30 510
8063, 9	Specialty hospitals	37	1 164 189	644 825	162 382	21 629
8063	Psychiatric hospitals	21	390 655	298 280	74 408	8 713
8063 pt.	Psychiatric hospitals, nongovernment	5	65 487	34 832	8 648	1 531
8063 pt.	Psychiatric hospitals, government	16	325 168	263 448	65 760	7 182
8069	Specialty hospitals, except psychiatric	16	773 534	346 545	87 974	12 916
8069 pt.	Specialty hospitals, except psychiatric; nongovernment	12	661 124	306 588	77 836	11 179
8069 pt.	Specialty hospitals, except psychiatric; government	4	112 410	39 957	10 138	1 737
808, 9	Other health services	467	505 360	239 795	56 926	12 497
808	Home health care services	93	160 560	82 343	18 597	4 806
809	Miscellaneous health and allied services, n.e.c.	374	344 800	157 452	38 329	7 691
8092	Kidney dialysis centers	10	35 406	12 651	2 995	476
8093	Specialty outpatient facilities, n.e.c.	302	233 119	114 742	27 758	5 811
8099	Health and allied services, n.e.c.	62	76 275	30 059	7 576	1 404
8111 pt.	Legal aid societies and similar legal services	76	37 111	22 268	5 264	845
823, 4, 9	Selected educational services	184	58 119	21 526	5 251	1 760
823	Libraries	18	6 692	1 710	432	138
824	Vocational schools	51	16 117	6 262	1 500	386
8243	Data processing schools	-	-	-	-	-
8244	Business and secretarial schools	-	-	-	-	-
8249	Vocational schools, n.e.c.	51	16 117	6 262	1 500	386
829	Schools and educational services, n.e.c.	115	35 310	13 554	3 319	1 236
83	Social services	3 439	2 063 034	770 748	183 833	65 902
835	Child day care services	569	103 498	56 006	13 552	5 766
832, 3, 6, 9	Other social services	2 870	1 959 536	714 742	170 281	60 136
832	Individual and family social services	1 267	675 207	287 830	68 964	19 074
833	Job training and vocational rehabilitation services	278	252 577	104 869	22 939	20 334
836	Residential care	654	374 600	177 767	42 784	12 125
839	Social services, n.e.c.	671	657 152	144 276	35 594	8 603
861, 2, 4, 9	Selected membership organizations	3 330	1 238 411	343 783	82 577	27 130
861	Business associations	480	264 920	79 411	19 171	3 420
864	Civic, social, and fraternal associations	2 162	570 694	155 151	36 975	17 845
862, 9	Other membership organizations	688	402 797	109 221	26 431	5 865
862	Professional membership organizations	211	143 812	40 840	10 308	1 641
869	Membership organizations, n.e.c.	477	258 985	68 381	16 123	4 224

Table 1b. Summary Statistics for Firms Exempt From Federal Income Tax for the State: 1992—Con.

[Includes only establishments with payroll. For meaning of abbreviations and symbols, see introductory text. For explanation of terms and comparability of 1987 and 1992 censuses, see appendix A]

SIC code	Kind of business or operation	Establishments (number)	Revenue (\$1,000)	Annual payroll (\$1,000)	First-quarter payroll (\$1,000)	Paid employees for pay period including March 12 (number)
873, 4 ex. 8744	Research, testing, and consulting services, except facilities support management services	155	221 117	78 771	18 393	2 328
873	Research, development, and testing services	102	126 871	42 605	10 166	1 530
8731	Commercial physical and biological research	6	(D)	(D)	(D)	CC
8732	Commercial economic, sociological, and educational research	11	2 389	1 001	233	47
8733	Noncommercial research organizations	76	69 848	21 023	5 032	750
8734	Testing laboratories	9	(D)	(D)	(D)	FF
874 ex. 8744	Management and public relations services, except facilities support management services	53	94 246	36 166	8 227	798
8741	Management services	21	79 287	30 231	6 770	605
8742	Management consulting services	14	4 372	2 111	536	56
8743	Public relations services	6	673	216	42	13
8748	Business consulting services, n.e.c.	12	9 914	3 608	879	124

Table 2a. Selected Ratios for Firms Subject to Federal Income Tax for the State: 1992

[Includes only establishments with payroll. For meaning of abbreviations and symbols, see introductory text. For explanation of terms and comparability of 1987 and 1992 censuses, see appendix A]

SIC code	Kind of business or operation	Receipts		Annual payroll per employee ¹ (dollars)	Employees per establishment ¹ (number)
		Per establishment (dollars)	Per employee ¹ (dollars)		
	Total	584 248	53 858	21 278	11
70 ex. 704	Hotels, rooming houses, camps, and other lodging places (except membership lodging)	1 058 890	38 369	10 463	28
7011	Hotels and motels	1 239 760	37 939	10 429	33
7011 pt.	Hotels	2 373 680	37 515	10 872	63
7011 pt.	Hotels, 25 guestrooms or more	2 761 440	37 554	10 916	74
7011 pt.	Hotels, less than 25 guestrooms	123 286	33 033	5 833	4
7011 pt.	Motels, motor hotels, and tourist courts	545 188	39 117	9 196	14
7011 pt.	Motels, tourist courts	524 681	40 717	9 587	13
7011 pt.	Motor hotels	657 552	33 382	7 797	20
702, 3	Other lodging places	169 613	64 796	12 597	3
702	Rooming and boarding houses	208 743	45 663	9 563	5
703	Camps and recreational vehicle parks	161 509	72 981	13 896	2
72	Personal services	225 208	33 824	11 693	7
721	Laundry, cleaning, and garment services	349 217	39 253	12 772	9
7211	Power laundries, family and commercial*	451 361	28 414	11 227	16
7213	Linen supply*	1 452 100	45 664	17 206	32
7215	Coin-operated laundries and drycleaning	172 161	42 040	8 564	4
7216	Drycleaning plants, except rug cleaning*	232 812	27 598	10 756	8
7217	Carpet and upholstery cleaning	198 378	36 078	12 577	5
7218	Industrial laundriers*	3 406 316	61 635	18 139	55
7212, 9	Other laundry, cleaning, and garment services*	148 671	32 351	9 796	5
7212	Garment pressing, and agents for laundries and drycleaners	132 150	31 033	8 354	4
7219	Laundry and garment services, n.e.c.*	167 552	33 639	11 205	5
722	Photographic studios, portrait	293 421	37 677	13 796	8
723, 4	Beauty and barber shops	122 783	23 394	10 655	5
723	Beauty shops	124 653	23 145	10 577	5
724	Barber shops	84 326	34 789	14 186	2
725	Shoe repair shops and shoeshine parlors	82 204	38 312	9 950	2
726	Funeral service and crematories	429 288	80 914	20 984	5
729	Miscellaneous personal services	165 503	20 386	6 308	8
7291	Tax return preparation services	154 375	7 468	3 399	21
7299	Miscellaneous personal services, n.e.c.	168 735	37 722	10 213	4
73	Business services	895 859	42 106	16 703	21
731	Advertising	870 009	78 515	26 609	11
7311	Advertising agencies	714 048	80 379	33 289	9
7312	Outdoor advertising services	1 634 962	170 719	29 510	10
7313	Radio, television, publishers' advertising representatives	1 125 480	95 218	25 286	12
7319	Advertising, n.e.c.	1 383 290	44 739	9 516	31
732	Consumer credit reporting agencies, mercantile reporting agencies, and adjustment and collection agencies	1 064 461	70 229	21 420	15
7322	Adjustment and collection services	770 137	55 371	21 180	14
7323	Credit reporting services	2 428 538	115 963	22 156	21
733	Mailing, reproduction, commercial art and photography, and stenographic services	538 748	68 659	22 384	8
7331	Direct mail advertising services	1 645 734	68 311	19 855	24
7334	Photocopying and duplicating services	766 503	57 409	17 451	13
7335, 6	Commercial photography, art, and graphics	396 528	83 156	28 222	5
7335	Commercial photography	344 000	80 232	24 838	4
7336	Commercial art and graphic design	413 201	83 964	29 158	5
7338	Secretarial and court reporting services	250 677	49 594	21 048	5
734	Services to dwellings and other buildings	302 623	17 790	8 815	17
7342	Disinfecting and pest control services	367 043	52 338	19 628	7
7349	Building cleaning and maintenance services, n.e.c.	295 063	16 227	8 326	18

See footnotes at end of table.

Table 2a. **Selected Ratios for Firms Subject to Federal Income Tax for the State: 1992** — Con.

[Includes only establishments with payroll. For meaning of abbreviations and symbols, see introductory text. For explanation of terms and comparability of 1987 and 1992 censuses, see appendix A]

SIC code	Kind of business or operation	Receipts		Annual payroll per employee ¹ (dollars)	Employees per establishment ¹ (number)
		Per establishment (dollars)	Per employee ¹ (dollars)		
73	Business services—Con.				
735	Miscellaneous equipment rental and leasing -----	717 569	90 314	21 487	8
7352	Medical equipment rental and leasing -----	1 131 018	94 811	22 768	12
7353	Heavy construction equipment rental and leasing -----	1 066 621	103 567	27 160	10
7359	Equipment rental and leasing, n.e.c. -----	612 258	86 838	20 167	7
736	Personnel supply services -----	1 213 826	17 785	12 241	68
7361	Employment agencies -----	311 540	51 716	23 738	6
7363	Help supply services -----	1 630 344	16 812	11 911	97
7363 pt.	Temporary help supply -----	1 482 088	14 785	10 365	100
7363 pt.	Help supply, except temporary -----	2 401 276	30 013	21 984	80
737	Computer programming, data processing, and other computer related services -----	1 878 663	110 678	36 389	17
7371, 2, 3	Computer programming, prepackaged software, and integrated systems -----	1 553 619	117 330	41 407	13
7371	Computer programming services -----	920 039	79 329	40 695	12
7372	Prepackaged software -----	3 213 120	191 762	44 377	17
7373	Computer integrated systems -----	1 982 337	130 163	39 730	15
7374, 5, 6	Data processing services -----	3 717 995	103 888	31 757	36
7374, 5	Computer processing, information retrieval -----	3 664 828	100 713	31 495	36
7376	Computer facilities management services -----	4 167 381	135 682	34 383	31
7377, 8, 9	Computer rental and leasing, maintenance, and related services, n.e.c. -----	1 000 103	110 245	34 228	9
7377	Computer rental and leasing -----	4 178 615	280 734	36 535	15
7378	Computer maintenance and repair -----	1 119 099	97 057	31 270	12
7379	Computer related services, n.e.c. -----	508 689	81 268	38 206	6
738	Miscellaneous business services -----	700 591	38 709	13 702	18
7381, 2	Detective agencies and protective services -----	835 555	21 433	11 710	39
7381	Detective, guard, and armored car services -----	729 651	16 213	10 552	45
7382	Security systems services -----	1 220 402	71 339	22 786	17
7383	News syndicates -----	1 453 400	175 108	41 096	8
7384	Photofinishing laboratories* -----	1 023 065	92 769	16 192	11
7389	Business services, n.e.c. -----	613 339	48 655	15 220	13
7389 pt.	Sign painting shops -----	241 734	53 047	15 156	5
7389 pt.	Interior designing -----	317 179	99 328	18 327	3
7389 pt.	Telephone answering services -----	304 250	23 404	11 462	13
7389 pt.	Other business services -----	707 289	48 535	15 371	15
75	Automotive repair, services, and parking -----	395 447	74 947	16 672	5
751	Automotive rental and leasing, without drivers -----	1 662 328	163 469	21 336	10
7513	Truck rental and leasing, without drivers -----	1 723 642	179 100	24 008	10
7514, 5	Passenger car rental and leasing -----	1 643 876	151 251	19 190	11
7514	Passenger car rental -----	1 320 809	102 054	16 179	13
7515	Passenger car leasing -----	2 360 423	376 509	32 978	6
7519	Utility trailer and recreational vehicle rental -----	509 125	140 448	22 724	4
752	Automobile parking -----	272 347	71 692	10 762	4
753	Automotive repair shops -----	322 175	73 544	19 239	4
7532	Top, body, and upholstery repair shops and paint shops -----	333 153	74 263	19 998	4
7532 pt.	Top and body repair shops -----	342 358	75 148	20 085	5
7532 pt.	Paint shops -----	227 922	61 773	18 764	4
7538	General automotive repair shops -----	292 664	69 979	18 335	4
7538 pt.	General automotive repair shops, except diesel -----	281 026	70 817	18 188	4
7538 pt.	Diesel repair shops -----	391 168	65 282	19 160	6
7533, 4, 6, 7, 9	Other automotive repair shops -----	367 322	79 057	19 963	5
7533	Automotive exhaust system repair shops -----	362 229	83 326	20 014	4
7534	Tire retreading and repair shops -----	760 463	103 641	19 697	7
7536	Automotive glass replacement shops -----	431 518	84 101	22 785	5
7537	Automotive transmission repair shops -----	263 176	66 848	19 795	4
7539	Automotive repair shops, n.e.c. -----	319 755	70 091	18 630	5
7539 pt.	Radiator repair -----	213 315	71 105	16 723	3
7539 pt.	Brake, front end, and wheel alignment -----	313 152	71 431	20 672	4
7539 pt.	Automotive electrical and fuel system services -----	376 256	63 800	16 852	6
7539 pt.	Other automotive repair shops, n.e.c. -----	586 889	76 551	20 109	8
754	Automotive services, except repair -----	231 547	29 445	8 986	8
7542	Carwashes -----	184 270	20 942	6 909	9
7549	Automotive services, except repair and carwashes -----	287 925	42 665	12 216	7
76	Miscellaneous repair services -----	494 178	69 812	22 070	7
762	Electrical repair shops -----	584 705	63 972	21 894	9
7622	Radio and television repair shops -----	287 350	49 827	18 306	6
7623, 9	Other electrical and electronic repair shops -----	695 877	66 904	22 638	10
7623	Refrigeration and air-conditioning service and repair shops -----	734 322	90 414	27 108	8
7629	Electrical and electronic repair shops, n.e.c. -----	685 736	62 327	21 768	11
763	Watch, clock, and jewelry repair -----	142 855	40 193	11 807	4
764	Reupholstery and furniture repair -----	144 056	44 644	14 139	3
769	Miscellaneous repair and related services -----	525 269	75 608	22 979	7
7692	Welding repair -----	297 139	58 730	19 061	5
7694	Armature rewinding shops -----	1 386 566	93 099	28 696	15
7699	Repair shops and related services, n.e.c. -----	484 271	74 064	22 300	7
78, 79, 84	Amusement and recreation services, including motion pictures and museums -----	533 973	52 709	15 274	10
781, 2	Motion picture production, distribution, and services -----	1 793 166	92 922	22 687	19
783	Motion picture theaters -----	680 820	45 765	6 777	15
7832	Motion picture theaters, except drive-in -----	778 707	45 683	6 737	17
7833	Drive-in motion picture theaters -----	149 114	48 243	7 985	3
784	Video tape rental -----	218 996	37 337	6 965	6

See footnotes at end of table.

SERVICE INDUSTRIES—GEOGRAPHIC AREA SERIES

Table 2a. **Selected Ratios for Firms Subject to Federal Income Tax for the State: 1992** — Con.

[Includes only establishments with payroll. For meaning of abbreviations and symbols, see introductory text. For explanation of terms and comparability of 1987 and 1992 censuses, see appendix A]

SIC code	Kind of business or operation	Receipts		Annual payroll per employee ¹ (dollars)	Employees per establishment ¹ (number)
		Per establishment (dollars)	Per employee ¹ (dollars)		
78, 79, 84	Amusement and recreation services, including motion pictures and museums—Con.				
792	Theatrical producers (except motion picture), bands, orchestras, and entertainers	630 945	100 425	15 065	6
7922	Theatrical producers (except motion picture) and miscellaneous theatrical services	375 629	51 156	13 187	7
7929	Bands, orchestras, actors, and other entertainers and entertainment groups	869 240	164 214	17 496	5
793	Bowling centers	394 633	26 885	7 661	15
79 ex. 792, 3, 84	Commercial sports and other amusement and recreation services, including museums	551 042	55 614	19 405	10
794	Commercial sports	1 613 402	75 483	51 226	21
7941	Professional sports clubs, managers, promoters	2 808 093	63 129	69 766	44
7948	Racing, including track operation	1 097 296	96 322	19 954	11
79 ex. 792, 3, 4, 84	Other amusement and recreation services, including museums	466 338	51 849	13 375	9
791	Dance studios, schools, and halls	98 518	22 417	6 246	4
7991	Physical fitness facilities	317 613	26 226	6 435	12
7992	Public golf courses	437 538	64 150	16 808	7
7993	Coin-operated amusement devices	460 505	64 733	15 255	7
7996	Amusement parks	11 979 833	163 547	42 380	73
7997	Membership sports and recreation clubs	536 459	41 700	13 291	13
7999, 84	Amusement and recreation services, including museums, n.e.c.	265 667	40 616	8 864	7
7999 pt.	Concession operators of amusement devices and rides	415 511	123 013	20 250	3
7999 pt.	Carnivals, circuses, and fairs	364 087	66 460	11 833	5
7999 pt., 84	Other recreation and amusements, including museums	253 642	37 501	8 449	7
80	Health services	627 191	58 319	27 909	11
801	Offices and clinics of doctors of medicine	712 606	101 129	54 798	7
8011 pt.	Offices of doctors of medicine	695 702	101 908	55 804	7
8011 pt.	General medical clinics	1 393 124	87 663	37 405	16
802	Offices and clinics of dentists	297 357	56 549	22 229	5
803	Offices and clinics of doctors of osteopathy	470 162	74 619	37 984	6
804	Offices and clinics of other health practitioners	264 259	60 273	21 266	4
8041	Offices and clinics of chiropractors	273 225	68 720	21 792	4
8042	Offices and clinics of optometrists	261 493	66 386	17 754	4
8043	Offices and clinics of podiatrists	223 886	65 222	22 746	3
8049	Offices and clinics of health practitioners, n.e.c.	280 870	48 650	22 726	6
805	Nursing and personal care facilities	2 348 452	29 001	13 548	81
8051	Skilled nursing care facilities	2 876 810	29 606	13 707	97
8052	Intermediate care facilities	1 390 192	26 808	13 123	52
8059	Nursing and personal care facilities, n.e.c.	962 712	25 831	11 650	37
806	Hospitals	11 207 308	55 167	21 368	203
8062	General medical and surgical hospitals	(D)	(D)	(D)	(D)
8063, 9	Specialty hospitals	(D)	(D)	(D)	(D)
807, 8, 9	Other health services	863 716	47 005	17 280	18
807	Medical and dental laboratories	870 219	67 213	22 281	13
8071	Medical laboratories	1 388 540	73 439	23 158	19
8072	Dental laboratories	234 098	41 562	18 668	6
808	Home health care services	1 036 677	26 706	12 258	39
809	Miscellaneous health and allied services, n.e.c.	691 724	78 094	24 966	9
8092	Kidney dialysis centers	2 280 200	109 275	26 326	21
8093	Specialty outpatient facilities, n.e.c.	692 656	71 666	25 147	10
8099	Health and allied services, n.e.c.	479 142	83 041	23 756	6
81	Legal services	528 630	94 416	35 052	6
823, 4, 9	Selected educational services	347 633	36 988	14 165	9
823	Libraries	39 500	14 364	4 364	3
824	Vocational schools	642 737	41 350	17 519	16
829	Schools and educational services, n.e.c.	213 490	32 310	10 534	7
83	Social services	204 974	22 870	9 564	9
835	Child day care services	177 107	17 376	7 922	10
832, 3, 6, 9	Other social services	246 940	34 735	13 109	7
87 ex. 8733	Engineering, accounting, research, management, and related services (except noncommercial research organizations)	755 315	76 344	32 475	10
871	Engineering, architectural, and surveying services	918 049	79 977	37 072	11
8711	Engineering services	1 173 899	81 427	38 285	14
8712	Architectural services	562 396	81 146	34 188	7
8713	Surveying services	227 587	49 573	24 677	5
872	Accounting, auditing, and bookkeeping services	419 144	61 292	26 136	7
873 ex. 8733	Research, development, and testing services (except noncommercial research organizations)	2 021 287	76 263	30 016	27
8731	Commercial physical and biological research	4 448 220	100 199	41 029	44
8732	Commercial economic, sociological, and educational research	1 418 274	53 693	18 886	26
8734	Testing laboratories	979 861	64 154	25 495	15
874	Management and public relations services	720 892	85 701	33 778	8
8741	Management services	1 105 076	77 394	28 642	14
8742	Management consulting services	648 306	104 168	43 890	6
8743	Public relations services	(D)	(D)	(D)	(D)
8744	Facilities support management services	(D)	(D)	(D)	(D)
8748	Business consulting services, n.e.c.	334 150	65 929	26 099	5
89	Services, n.e.c.	473 839	84 191	29 879	6

¹Based on number of employees for pay period including March 12.

Table 2b. Selected Ratios for Firms Exempt From Federal Income Tax for the State: 1992

[Includes only establishments with payroll. For meaning of abbreviations and symbols, see introductory text. For explanation of terms and comparability of 1987 and 1992 censuses, see appendix A]

SIC code	Kind of business or operation	Revenue		Expenses		Annual payroll per employee ¹ (dollars)	Employees per establishment ¹ (number)
		Per establishment (dollars)	Per employee ¹ (dollars)	Per establishment (dollars)	Per employee ¹ (dollars)		
	Total	2 166 466	51 060	2 053 049	48 387	21 226	42
7032, 704	Camps and membership lodging	162 063	43 844	158 990	43 013	10 395	4
792, 7991 pt., 7997, 7999 pt., 84	Selected amusement, recreation, and related services	906 021	39 783	871 196	38 254	15 217	23
8011 pt.; 8021 pt.; 805, 6, 8, 9	Selected health services	12 875 045	56 647	12 327 695	54 239	24 595	227
8011 pt., 8021 pt., 805	Clinics of doctors of medicine and dentists	4 351 420	114 131	4 095 740	107 425	25 246	38
	Nursing and personal care facilities	2 182 193	28 736	2 120 703	27 926	14 446	76
806	Hospitals	60 231 065	59 606	57 713 009	57 114	26 144	1 010
8062	General medical and surgical hospitals	65 745 886	60 199	62 935 130	57 625	25 767	1 092
8063, 9	Specialty hospitals	31 464 568	53 825	30 473 297	52 130	29 813	585
808, 9	Other health services	1 082 141	40 439	1 012 182	37 824	19 188	27
8111 pt.	Legal aid societies and similar legal services	488 303	43 918	517 145	46 512	26 353	11
823, 4, 9	Selected educational services	315 864	33 022	307 467	32 144	12 231	10
83	Social services	599 894	31 305	525 583	27 427	11 695	19
835	Child day care services	181 895	17 950	179 297	17 693	9 713	10
832, 3, 6, 9	Other social services	682 765	32 585	594 237	28 360	11 885	21
832	Individual and family social services	532 918	35 399	510 717	33 925	15 090	15
833	Job training and vocational rehabilitation services	908 550	12 421	873 514	11 942	5 157	73
836	Residential care	572 783	30 895	561 220	30 271	14 661	19
839	Social services, n.e.c.	979 362	76 386	668 413	52 134	16 770	13
861, 2, 4, 9	Selected membership organizations	371 895	45 647	347 650	42 671	12 672	8
861	Business associations	551 917	77 462	547 529	76 846	23 220	7
864	Civic, social, and fraternal associations	263 966	31 981	243 600	29 513	8 694	8
862, 9	Other membership organizations	585 461	68 678	535 169	62 779	18 623	9
873, 4 ex. 8744	Research, testing, and consulting services, except facilities support management services	1 426 561	94 982	1 302 374	86 713	33 836	15
873	Research, development, and testing services	1 243 833	82 922	1 191 029	79 402	27 846	15
874 ex. 8744	Management and public relations services, except facilities support management services	1 778 226	118 103	1 516 660	100 731	45 321	15

¹Based on number of employees for pay period including March 12.

Table 3a. Comparative Statistics for Firms Subject to Federal Income Tax for the State: 1992 and 1987

[Includes only establishments with payroll. For meaning of abbreviations and symbols, see introductory text. For explanation of terms and comparability of 1987 and 1992 censuses, see appendix A]

SIC code	Kind of business or operation	Establishments		Receipts			Annual payroll			Paid employees for pay period including March 12	
		1992 (number)	1987 (number)	1992 (\$1,000)	1987 (\$1,000)	Percent change 1987 to 1992	1992 (\$1,000)	1987 (\$1,000)	Percent change 1987 to 1992	1992 (number)	1987 (number)
	Total	69 909	63 858	40 844 187	26 449 365	54.4	16 136 829	10 473 247	54.1	758 374	648 361
70 ex. 704	Hotels, rooming houses, camps, and other lodging places (except membership lodging)	1 207	1 273	1 278 080	1 024 320	24.8	348 536	275 010	26.7	33 310	32 662
7011	Hotels and motels	1 003	1 035	1 243 479	991 110	25.5	341 809	268 251	27.4	32 776	31 859
7011 pt.	Hotels	381	409	904 372	706 777	28.0	262 085	204 073	28.4	24 107	23 575
7011 pt.	Hotels, 25 guestrooms or more	325	338	897 468	700 149	28.2	260 866	203 077	28.5	23 898	23 422
7011 pt.	Hotels, less than 25 guestrooms	56	71	6 904	6 628	4.2	1 219	996	22.4	209	153
7011 pt.	Motels, motor hotels, and tourist courts	622	626	339 107	284 333	19.3	79 724	64 178	24.2	8 669	8 284
7011 pt.	Motels, tourist courts	526	554	275 982	228 352	20.9	64 979	49 893	30.2	6 778	6 584
7011 pt.	Motor hotels	96	72	63 125	55 981	12.8	14 745	14 285	3.2	1 891	1 700
702, 3	Other lodging places	204	238	34 601	33 210	4.2	6 727	6 759	-5	534	803
702	Rooming and boarding houses	35	50	7 306	3 822	91.2	1 530	1 052	45.4	160	159
703	Camps and recreational vehicle parks	169	188	27 295	24 430	11.7	5 197	4 281	21.4	374	410

Table 3a. Comparative Statistics for Firms Subject to Federal Income Tax for the State: 1992 and 1987 — Con.

[Includes only establishments with payroll. For meaning of abbreviations and symbols, see introductory text. For explanation of terms and comparability of 1987 and 1992 censuses, see appendix A]

SIC code	Kind of business or operation	Establishments		Receipts			Annual payroll			Paid employees for pay period including March 12	
		1992 (number)	1987 (number)	1992 (\$1,000)	1987 (\$1,000)	Percent change 1987 to 1992	1992 (\$1,000)	1987 (\$1,000)	Percent change 1987 to 1992	1992 (number)	1987 (number)
72	Personal services -----	8 963	8 460	2 018 536	1 466 422	37.7	697 813	510 066	36.8	59 678	53 802
721	Laundry, cleaning, and garment services -----	2 156	2 060	752 912	536 418	40.4	244 988	187 144	30.9	19 181	18 813
7211	Power laundries, family and commercial* -----	61	76	27 533	26 936	2.2	10 879	11 059	-1.6	969	1 113
7213	Linens supply* -----	40	28	58 084	36 675	58.4	21 886	14 522	50.7	1 272	1 079
7215	Coin-operated laundries and drycleaning -----	515	559	88 663	68 959	28.6	18 062	15 259	18.4	2 109	2 306
7216	Drycleaning plants, except rug cleaning* -----	897	833	208 832	163 824	27.5	81 392	61 701	31.9	7 567	7 513
7217	Carpet and upholstery cleaning -----	339	285	67 250	49 126	36.9	23 444	17 944	30.7	1 864	2 073
7218	Industrial laundries* -----	79	84	269 099	170 419	57.9	79 196	60 028	31.9	4 366	3 984
7212, 9	Other laundry, cleaning, and garment services* -----	225	195	33 451	20 479	63.3	10 129	6 631	52.8	1 034	745
722	Photographic studios, portrait -----	603	470	176 933	108 395	63.2	64 784	30 952	109.3	4 696	2 706
723, 4	Beauty and barber shops -----	3 969	3 965	487 327	370 378	31.6	221 948	172 965	28.3	20 831	20 230
723	Beauty shops -----	3 785	3 740	471 811	355 593	32.7	215 621	166 941	29.2	20 385	19 648
724	Barber shops -----	184	225	15 516	14 785	4.9	6 327	6 024	5.0	446	582
725	Shoe repair shops and shoeshine parlors -----	103	106	8 467	8 132	4.1	2 199	2 666	-17.5	221	269
726	Funeral service and crematories -----	910	918	390 652	312 234	25.1	101 311	77 344	31.0	4 828	4 829
729	Miscellaneous personal services -----	1 222	941	202 245	130 865	54.5	62 583	38 995	60.5	9 921	6 955
7291	Tax return preparation services -----	275	281	42 453	34 207	24.1	19 321	13 609	42.0	5 685	3 664
7299	Miscellaneous personal services, n.e.c. -----	947	660	159 792	96 658	65.3	43 262	25 386	70.4	4 236	3 291
73	Business services -----	10 915	9 030	9 778 303	5 647 736	73.1	3 878 886	2 321 596	67.1	232 232	195 182
731	Advertising -----	705	638	613 356	394 577	55.4	207 869	151 636	37.1	7 812	6 068
7311	Advertising agencies -----	541	453	386 300	278 473	38.7	159 986	122 716	30.4	4 806	4 460
7312	Outdoor advertising services -----	52	57	85 018	45 463	87.0	14 696	10 778	36.4	498	455
7313	Radio, television, publishers' advertising representatives -----	50	54	56 274	33 165	69.7	14 944	8 529	75.2	591	481
7319	Advertising, n.e.c. -----	62	74	85 764	37 476	128.9	18 243	9 613	89.8	1 917	672
732	Consumer credit reporting agencies, mercantile reporting agencies, and adjustment and collection agencies -----	293	289	311 887	220 907	41.2	95 125	68 080	39.7	4 441	4 080
7322	Adjustment and collection services -----	241	221	185 603	114 416	62.2	70 997	43 907	61.7	3 352	2 555
7323	Credit reporting services -----	52	68	126 284	106 491	18.6	24 128	24 173	-2	1 089	1 525
733	Mailing, reproduction, commercial art and photography, and stenographic services -----	1 109	1 005	597 472	423 574	41.1	194 786	138 013	41.1	8 702	7 369
7331	Direct mail advertising services -----	109	134	179 385	117 079	53.2	52 140	35 248	47.9	2 626	2 374
7334	Photocopying and duplicating services -----	145	160	111 143	64 142	73.3	33 785	17 919	88.5	1 936	1 117
7335, 6	Commercial photography, art, and graphics -----	635	511	251 795	206 885	21.7	85 456	69 729	22.6	3 028	2 942
7335	Commercial photography -----	153	143	52 632	39 509	33.2	16 294	13 146	23.9	656	669
7336	Commercial art and graphic design -----	482	368	199 163	167 376	19.0	69 162	56 583	22.2	2 372	2 273
7338	Secretarial and court reporting services -----	220	200	55 149	35 468	55.5	23 405	15 117	54.8	1 112	936
734	Services to dwellings and other buildings -----	2 209	1 848	668 494	440 834	51.6	331 236	228 510	45.0	37 576	34 688
7342	Disinfecting and pest control services -----	232	241	85 154	64 850	31.3	31 935	26 229	21.8	1 627	1 526
7349	Building cleaning and maintenance services, n.e.c. -----	1 977	1 607	583 340	375 984	55.2	299 301	202 281	48.0	35 949	33 162
735	Miscellaneous equipment rental and leasing -----	932	832	668 774	462 692	44.5	159 108	111 985	42.1	7 405	6 363
7352	Medical equipment rental and leasing -----	113	72	127 805	50 453	153.3	30 691	12 889	138.1	1 348	727
7353	Heavy construction equipment rental and leasing -----	87	119	92 796	84 623	9.7	24 335	21 547	12.9	896	893
7359	Equipment rental and leasing, n.e.c. -----	732	641	448 173	327 616	36.8	104 082	77 549	34.2	5 161	4 743
736	Personnel supply services -----	1 314	965	1 594 968	884 034	80.4	1 097 787	598 097	83.5	89 682	78 607
7361	Employment agencies -----	415	427	129 289	136 026	-5.0	59 344	66 010	-10.1	2 500	4 541
7363	Help supply services -----	899	538	1 465 679	748 008	95.9	1 038 443	532 087	95.2	87 182	74 066
737	Computer programming, data processing, and other computer related services -----	1 930	1 269	3 625 819	1 709 739	112.1	1 192 093	586 426	103.3	32 760	20 817
7371, 2, 3	Computer programming, prepackaged software, and integrated systems -----	1 114	685	1 730 732	675 387	156.3	610 794	280 860	117.5	14 751	8 682
7371	Computer programming services -----	701	461	644 947	303 675	112.4	330 847	150 136	120.4	8 130	4 666
7372	Prepackaged software -----	217	102	697 247	220 568	216.1	161 354	88 552	82.2	3 636	2 537
7373	Computer integrated systems -----	196	122	388 538	151 144	157.1	118 593	42 172	181.2	2 985	1 479
7374, 5, 6	Data processing services -----	397	319	1 476 044	705 769	109.1	451 200	219 675	105.4	14 208	9 431
7374, 5	Computer processing, information retrieval -----	355	290	1 301 014	678 180	91.8	406 846	205 843	97.6	12 918	8 846
7376	Computer facilities management services -----	42	29	175 030	71 742	451.4	44 354	13 832	220.7	1 290	645
7377, 8, 9	Computer rental and leasing, maintenance, and related services, n.e.c. -----	419	265	419 043	328 583	27.5	130 099	85 891	51.5	3 801	2 704
7377	Computer rental and leasing -----	26	28	108 644	98 707	10.1	14 139	8 940	58.2	387	238
7378	Computer maintenance and repair -----	181	122	202 557	173 473	16.8	65 260	51 828	25.9	2 087	1 573
7379	Computer related services, n.e.c. -----	212	115	107 842	56 403	91.2	50 700	25 123	101.8	1 327	893
738	Miscellaneous business services -----	2 423	2 184	1 697 533	1 111 379	52.7	600 882	438 849	36.9	43 854	37 190
7381, 2	Detective agencies and protective services -----	519	497	433 653	301 555	43.8	236 938	171 695	38.0	20 233	18 208
7381	Detective, guard, and armored car services -----	407	393	296 968	216 097	37.4	193 280	140 135	37.9	18 317	16 565
7382	Security systems services -----	112	104	136 685	85 458	59.9	43 658	31 560	38.3	1 916	1 643
7383	News syndicates -----	10	19	14 534	9 934	46.3	3 411	3 022	12.9	83	106
7384	Photofinishing laboratories* -----	214	208	218 936	150 472	45.5	38 212	42 735	-10.6	2 360	3 704
7389	Business services, n.e.c. -----	1 680	1 460	1 030 410	649 418	58.7	322 321	221 397	45.6	21 178	15 172
7389 pt.	Sign painting shops -----	79	88	19 097	17 555	8.8	5 456	5 494	-7	360	370
7389 pt.	Interior designing -----	207	147	65 656	42 783	53.5	12 114	8 458	43.2	661	548
7389 pt.	Telephone answering services -----	100	125	30 425	26 873	13.2	14 900	12 078	23.4	1 300	1 389
7389 pt.	Other business services -----	1 294	1 100	915 232	562 207	62.8	289 851	195 367	48.4	18 857	12 865

Table 3a. Comparative Statistics for Firms Subject to Federal Income Tax for the State: 1992 and 1987 — Con.

[Includes only establishments with payroll. For meaning of abbreviations and symbols, see introductory text. For explanation of terms and comparability of 1987 and 1992 censuses, see appendix A]

SIC code	Kind of business or operation	Establishments		Receipts			Annual payroll			Paid employees for pay period including March 12	
		1992 (number)	1987 (number)	1992 (\$1,000)	1987 (\$1,000)	Percent change 1987 to 1992	1992 (\$1,000)	1987 (\$1,000)	Percent change 1987 to 1992	1992 (number)	1987 (number)
75	Automotive repair, services, and parking ----	7 132	6 538	2 820 328	2 122 061	32.9	627 367	481 595	30.3	37 631	34 021
751	Automotive rental and leasing, without drivers -----	485	563	806 229	690 903	16.7	105 228	98 215	7.1	4 932	5 182
7513	Truck rental and leasing, without drivers ----	226	253	389 543	343 598	13.4	52 218	53 696	-2.8	2 175	2 666
7514, 5	Passenger car rental and leasing -----	251	291	412 613	339 139	21.7	52 351	42 787	22.4	2 728	2 428
7519	Utility trailer and recreational vehicle rental -----	8	19	4 073	4 701	-13.4	659	859	-23.3	29	51
752	Automobile parking -----	527	513	143 527	110 178	30.3	21 545	16 502	30.6	2 002	1 935
753	Automotive repair shops -----	5 004	4 643	1 612 166	1 145 591	40.7	421 731	314 407	34.1	21 921	20 539
7532	Top, body, and upholstery repair shops and paint shops -----	1 442	1 450	480 406	362 907	32.4	129 367	103 585	24.9	6 469	6 697
7532 pt.	Top and body repair shops -----	1 326	1 349	453 967	341 012	33.1	121 336	96 222	26.1	6 041	6 191
7532 pt.	Paint shops -----	116	101	26 439	21 895	20.8	8 031	7 363	9.1	428	506
7538	General automotive repair shops -----	2 366	2 031	692 443	444 488	55.8	181 427	118 688	52.9	9 895	8 123
7538 pt.	General automotive repair shops, except diesel -----	2 116	1 848	594 651	376 099	58.1	152 726	99 317	53.8	8 397	6 924
7538 pt.	Diesel repair shops -----	250	183	97 792	68 389	43.0	28 701	19 371	48.2	1 498	1 199
7533, 4, 6, 7, 9	Other automotive repair shops -----	1 196	1 162	439 317	338 196	29.9	110 937	92 134	20.4	5 557	5 719
7533	Automotive exhaust system repair shops -----	363	316	131 489	95 000	38.4	31 582	23 785	32.8	1 578	1 514
7534	Tire retreading and repair shops -----	80	83	60 837	46 482	30.9	11 562	9 955	16.1	587	570
7536	Automotive glass replacement shops -----	168	130	72 495	52 869	37.1	19 641	14 873	32.1	862	802
7537	Automotive transmission repair shops -----	222	255	58 425	54 287	7.6	17 301	17 226	.4	874	1 081
7539	Automotive repair shops, n.e.c. -----	363	378	116 071	89 558	29.6	30 851	26 295	17.3	1 656	1 752
7539 pt.	Radiator repair -----	124	132	26 451	26 296	.6	6 221	6 435	-3.3	372	464
7539 pt.	Brake, front end, and wheel alignment -----	125	125	39 144	31 482	24.3	11 328	10 292	10.1	548	603
7539 pt.	Automotive electrical and fuel system services -----	78	77	29 348	17 393	68.7	7 752	5 782	34.1	460	460
7539 pt.	Other automotive repair shops, n.e.c. ----	36	44	21 128	14 387	46.9	5 550	3 786	46.6	276	225
754	Automotive services, except repair -----	1 116	819	258 406	175 389	47.3	78 863	52 471	50.3	8 776	6 365
7542	Carwashes -----	607	479	111 852	85 087	31.5	36 901	25 930	42.3	5 341	4 181
7549	Automotive services, except repair and carwashes -----	509	340	146 554	90 302	62.3	41 962	26 541	58.1	3 435	2 184
76	Miscellaneous repair services -----	2 872	2 711	1 419 279	967 203	46.7	448 683	291 362	54.0	20 330	15 878
762	Electrical repair shops -----	757	720	442 622	260 549	69.9	151 486	81 324	86.3	6 919	4 316
7622	Radio and television repair shops -----	206	245	59 194	67 106	-11.8	21 747	23 650	-8.0	1 188	1 464
7623, 9	Other electrical and electronic repair shops -----	551	475	383 428	193 443	98.2	129 739	57 674	125.0	5 731	2 852
7623	Refrigeration and air-conditioning service and repair shops -----	115	117	84 447	56 561	49.3	25 319	17 032	48.7	934	775
7629	Electrical and electronic repair shops, n.e.c. -----	436	358	298 981	136 882	118.4	104 420	40 642	156.9	4 797	2 077
763	Watch, clock, and jewelry repair -----	83	89	11 857	11 195	5.9	3 483	3 422	1.8	295	327
764	Reupholstery and furniture repair -----	269	293	38 751	30 661	26.4	12 273	10 240	19.9	868	932
769	Miscellaneous repair and related services ----	1 763	1 609	926 049	664 798	39.3	281 441	196 376	43.3	12 248	10 303
7692	Welding repair -----	202	229	60 022	54 052	11.0	19 480	17 116	13.8	1 022	1 106
7694	Armature rewinding shops -----	122	154	169 161	160 631	5.3	52 141	47 165	10.6	1 817	2 038
7699	Repair shops and related services, n.e.c. ----	1 439	1 226	696 866	432 648	61.1	209 820	124 537	68.5	9 409	6 897
78, 79, 84	Amusement and recreation services, including motion pictures and museums ---	4 417	4 103	2 358 560	1 650 328	42.9	683 477	438 992	55.7	44 747	38 591
781, 2	Motion picture production, distribution, and services -----	205	191	367 599	277 997	32.2	89 750	54 861	63.6	3 956	3 127
783	Motion picture theaters -----	283	353	192 672	136 006	41.7	28 533	20 452	39.5	4 210	3 629
7832	Motion picture theaters, except drive-in ----	239	270	186 111	128 848	44.4	27 447	19 073	43.9	4 074	3 457
7833	Drive-in motion picture theaters -----	44	83	6 561	7 158	-8.3	1 086	1 379	-21.2	136	172
784	Video tape rental -----	943	677	206 513	93 215	121.5	38 522	20 059	92.0	5 531	3 058
792	Theatrical producers (except motion picture), bands, orchestras, and entertainers -----	145	118	91 487	50 743	80.3	13 724	10 500	30.7	911	966
7922	Theatrical producers (except motion picture) and miscellaneous theatrical services -----	70	48	26 294	20 600	27.6	6 778	4 018	68.7	514	407
7929	Bands, orchestras, actors, and other entertainers and entertainment groups ----	75	70	65 193	32 492	100.6	6 946	7 484	-7.2	397	494
793	Bowling centers -----	417	460	164 562	161 451	1.9	46 890	44 550	5.3	6 121	6 807
79 ex. 792, 3, 84	Commercial sports and other amusement and recreation services, including museums ----	2 424	2 304	1 335 727	930 916	43.5	466 058	288 570	61.5	24 018	21 004
794	Commercial sports -----	179	158	288 799	210 240	37.4	195 992	98 076	99.8	3 826	3 495
7941	Professional sports clubs, managers, promoters -----	54	39	151 637	90 107	68.3	167 577	74 948	123.6	2 402	1 183
7948	Racing, including track operation -----	125	119	137 162	120 133	14.2	28 415	23 128	22.9	1 424	2 312
79 ex. 792, 3, 4, 84	Other amusement and recreation services, including museums -----	2 245	2 146	1 046 928	720 676	45.3	270 066	190 494	41.8	20 192	17 509
791	Dance studios, schools, and halls -----	195	153	19 211	12 509	53.6	5 353	3 909	36.9	857	716
7991	Physical fitness facilities -----	362	416	114 976	106 015	8.5	28 210	28 769	-1.9	4 384	4 871
7992	Public golf courses -----	312	268	136 512	84 055	62.4	35 768	21 343	67.6	2 128	1 501
7993	Coin-operated amusement devices -----	202	165	93 022	60 877	52.8	21 922	13 664	60.4	1 437	995
7996	Amusement parks -----	24	34	287 516	205 910	39.6	74 504	51 601	44.4	1 758	1 335
7997	Membership sports and recreation clubs -----	333	328	178 641	127 370	40.3	56 938	39 219	45.2	4 284	3 710
7999, 84	Amusement and recreation services, including museums, n.e.c. -----	817	782	217 050	123 940	75.1	47 371	31 989	48.1	5 344	4 381

Table 3a. Comparative Statistics for Firms Subject to Federal Income Tax for the State: 1992 and 1987 — Con.

[Includes only establishments with payroll. For meaning of abbreviations and symbols, see introductory text. For explanation of terms and comparability of 1987 and 1992 censuses, see appendix A]

SIC code	Kind of business or operation	Establishments		Receipts			Annual payroll			Paid employees for pay period including March 12	
		1992 (number)	1987 (number)	1992 (\$1,000)	1987 (\$1,000)	Percent change 1987 to 1992	1992 (\$1,000)	1987 (\$1,000)	Percent change 1987 to 1992	1992 (number)	1987 (number)
80	Health services	18 564	17 607	11 643 181	7 324 439	59.0	5 571 991	3 535 013	57.6	199 646	164 224
801	Offices and clinics of doctors of medicine ---	8 004	8 114	5 703 695	3 906 569	46.0	3 090 611	2 087 756	48.0	56 400	49 949
8011 pt.	Offices of doctors of medicine	7 810	7 963	5 433 429	3 718 572	46.1	2 975 290	2 005 017	48.4	53 317	46 953
8011 pt.	General medical clinics	194	151	270 266	187 997	43.8	115 321	82 739	39.4	3 083	2 996
802	Offices and clinics of dentists	4 497	4 447	1 337 215	964 430	38.7	525 639	373 852	40.6	23 647	21 737
803	Offices and clinics of doctors of osteopathy --	821	701	386 003	228 370	69.0	196 491	114 577	71.5	5 173	3 789
804	Offices and clinics of other health practitioners	3 057	2 355	807 839	459 868	75.7	285 022	150 774	89.0	13 403	8 944
8041	Offices and clinics of chiropractors	871	634	237 979	121 700	95.5	75 464	37 358	102.0	3 463	2 273
8042	Offices and clinics of optometrists	836	821	218 608	175 368	24.7	58 464	48 476	20.6	3 293	3 129
8043	Offices and clinics of podiatrists	490	429	109 704	71 568	53.3	38 259	23 491	62.9	1 682	1 279
8049	Offices and clinics of health practitioners, n.e.c.	860	471	241 548	91 232	164.8	112 835	41 449	172.2	4 965	2 263
805	Nursing and personal care facilities	934	906	2 193 454	1 265 919	73.3	1 024 715	613 473	67.0	75 634	65 693
8051	Skilled nursing care facilities	617	556	1 774 992	944 605	87.9	821 808	453 898	81.1	59 954	47 366
8052	Intermediate care facilities	265	265	368 401	257 235	43.2	180 330	129 203	39.6	13 742	15 312
8059	Nursing and personal care facilities, n.e.c. -	52	85	50 061	64 079	-21.9	22 577	30 372	-25.7	1 938	3 015
806	Hospitals	13	9	145 695	48 319	201.5	56 432	19 688	186.6	2 641	1 043
807, 8, 9	Other health services	1 238	1 075	1 069 280	450 964	137.1	393 081	174 893	124.8	22 748	13 069
807	Medical and dental laboratories	588	599	511 689	224 331	128.1	169 626	84 148	101.6	7 613	4 440
8071	Medical laboratories	324	296	449 887	169 869	164.8	141 866	61 183	131.9	6 126	2 865
8072	Dental laboratories	264	303	61 802	54 462	13.5	27 760	22 965	20.9	1 487	1 575
808	Home health care services	313	174	324 480	95 749	238.9	148 930	45 696	225.9	12 150	5 996
809	Miscellaneous health and allied services, n.e.c.	337	302	233 111	130 884	78.1	74 525	45 049	65.4	2 985	2 633
8092	Kidney dialysis centers	15	9	34 203	8 358	309.2	8 240	2 433	238.7	313	152
8093	Specialty outpatient facilities, n.e.c.	209	165	144 765	81 576	77.5	50 796	27 885	82.2	2 020	1 423
8099	Health and allied services, n.e.c.	113	128	54 143	40 950	32.2	15 489	14 731	5.1	652	1 058
81	Legal services	5 211	4 959	2 754 693	1 897 626	45.2	1 022 676	715 326	43.0	29 176	26 105
823, 4, 9	Selected educational services	542	453	188 417	136 199	38.3	72 158	47 228	52.8	5 094	3 996
823	Libraries	4	5	158	314	-49.7	48	139	-65.5	11	19
824	Vocational schools	171	161	109 908	93 118	18.0	46 566	33 090	40.7	2 658	2 337
829	Schools and educational services, n.e.c.	367	287	78 351	42 767	83.2	25 544	13 999	82.5	2 425	1 640
83	Social services	1 674	1 230	343 126	190 943	79.7	143 492	79 367	80.8	15 003	10 960
835	Child day care services	1 006	801	178 170	95 331	86.9	81 235	43 242	87.9	10 254	7 188
832, 3, 6, 9	Other social services	668	429	164 956	95 612	72.5	62 257	36 125	72.3	4 749	3 772
87 ex. 8733	Engineering, accounting, research, management, and related services (except noncommercial research organizations)	8 014	6 850	6 053 096	3 948 006	53.3	2 574 820	1 751 759	47.0	79 287	71 291
871	Engineering, architectural, and surveying services	2 389	2 017	2 193 220	1 329 946	64.9	1 016 625	654 314	55.4	27 423	22 546
8711	Engineering services	1 534	1 222	1 800 761	980 388	83.7	846 680	503 031	68.3	22 115	16 689
8712	Architectural services	591	539	332 376	299 320	11.0	140 036	126 876	10.4	4 096	4 548
8713	Surveying services	264	256	60 083	50 238	19.6	29 909	24 407	22.5	1 212	1 309
872	Accounting, auditing, and bookkeeping services	2 767	2 407	1 159 772	862 800	34.4	494 551	359 459	37.6	18 922	16 967
873 ex. 8733	Research, development, and testing services (except noncommercial research organizations)	492	466	994 473	640 688	55.2	391 404	272 537	43.6	13 040	12 371
8731	Commercial physical and biological research	127	139	564 924	388 627	45.4	231 323	172 859	33.8	5 638	5 889
8732	Commercial economic, sociological, and educational research	164	197	232 597	134 201	73.3	81 812	50 121	63.2	4 332	3 985
8734	Testing laboratories	201	130	196 952	117 860	67.1	78 269	49 557	57.9	3 070	2 497
874	Management and public relations services ---	2 366	1 960	1 705 631	1 114 572	53.0	672 240	465 449	44.4	19 902	19 407
8741	Management services	707	591	781 289	485 908	60.8	289 142	204 104	41.7	10 095	8 970
8742	Management consulting services	1 140	897	739 069	457 205	61.6	311 398	197 412	57.7	7 095	7 459
8743	Public relations services	149	155	(D)	55 740	(D)	(D)	18 633	(D)	FF	748
8744	Facilities support management services ---	4	12	(D)	17 311	(D)	(D)	7 703	(D)	BB	449
8748	Business consulting services, n.e.c.	366	305	122 299	98 408	24.3	48 414	37 597	28.8	1 855	1 781
89	Services, n.e.c.	398	644	188 588	74 082	154.6	66 930	25 933	158.1	2 240	1 649

Table 3b. Comparative Statistics for Firms Exempt From Federal Income Tax for the State: 1992 and 1987

[Includes only establishments with payroll. For meaning of abbreviations and symbols, see introductory text. For explanation of terms and comparability of 1987 and 1992 censuses, see appendix A]

SIC code	Kind of business or operation	Establishments		Expenses			Annual payroll			Paid employees for pay period including March 12	
		1992 (number)	1987 (number)	1992 (\$1,000)	1987 (\$1,000)	Percent change 1987 to 1992	1992 (\$1,000)	1987 (\$1,000)	Percent change 1987 to 1992	1992 (number)	1987 (number)
	Total -----	9 283	8 222	19 058 456	12 264 685	55.4	8 360 611	5 823 696	43.6	393 879	339 537
7032, 704	Camps and membership lodging -----	191	226	30 367	21 562	40.8	7 339	5 726	28.2	706	784
792, 7991 pt., 7997, 7999 pt., 84	Selected amusement, recreation, and related services -----	677	592	589 800	407 716	44.7	234 612	162 402	44.5	15 418	14 885
792	Theatrical producers (except motion picture), bands, orchestras, and entertainers -----	107	73	144 374	89 353	61.6	56 784	38 147	48.9	3 990	4 175
7991 pt., 7997	Gymnasiums, athletic clubs, and membership sports and recreation clubs -----	366	331	275 331	192 279	43.2	112 073	79 567	40.9	7 368	7 108
7999 pt. 84	Fairs -----	53	49	25 791	19 719	30.8	2 918	2 306	26.5	319	475
	Museums, art galleries, and botanical and zoological gardens -----	151	139	144 304	106 365	35.7	62 837	42 382	48.3	3 741	3 127
8011 pt.; 8021 pt.; 805, 6, 8, 9	Selected health services -----	1 231	989	15 175 392	9 851 600	54.0	6 881 564	4 864 092	41.5	279 790	246 379
8011 pt., 8021 pt.	Clinics of doctors of medicine and dentists -----	150	135	614 361	281 430	118.3	144 381	64 588	123.5	5 719	3 533
805	Nursing and personal care facilities -----	384	284	814 350	475 534	71.2	421 255	246 972	70.6	29 161	22 344
806	Hospitals -----	230	234	13 273 992	8 843 488	50.1	6 076 133	4 427 728	37.2	232 413	211 841
808, 9	Other health services -----	467	336	472 689	251 148	88.2	239 795	124 804	92.1	12 497	8 661
808	Home health care services -----	93	77	150 968	60 937	147.7	82 343	35 056	134.9	4 806	2 983
809	Miscellaneous health and allied services, n.e.c. -----	374	259	321 721	190 211	69.1	157 452	89 748	75.4	7 691	5 678
8111 pt.	Legal aid societies and similar legal services -----	76	55	39 303	21 169	85.7	22 268	13 207	68.6	845	637
823, 4, 9	Selected educational services -----	184	165	56 574	36 290	55.9	21 526	15 644	37.6	1 760	1 658
83	Social services -----	3 439	2 826	1 807 479	1 104 858	63.6	770 748	487 340	58.2	65 902	50 035
835	Child day care services -----	569	513	102 020	62 636	62.9	56 006	35 397	58.2	5 766	5 020
832, 3, 6, 9	Other social services -----	2 870	2 313	1 705 459	1 042 222	63.6	714 742	451 943	58.1	60 136	45 015
861, 2, 4, 9	Selected membership organizations -----	3 330	3 243	1 157 673	749 689	54.4	343 783	247 723	38.8	27 130	23 846
861	Business associations -----	480	433	262 814	162 561	61.7	79 411	53 416	48.7	3 420	2 784
864	Civic, social, and fraternal associations -----	2 162	2 096	526 663	324 472	62.3	155 151	112 268	38.2	17 845	15 387
862, 9	Other membership organizations -----	688	714	368 196	262 656	40.2	109 221	82 039	33.1	5 865	5 675
873, 4 ex. 8744	Research, testing, and consulting services, except facilities support management services -----	155	126	201 868	71 801	181.1	78 771	27 562	185.8	2 328	1 313
873	Research, development, and testing services -----	102	107	121 485	63 142	92.4	42 605	23 651	80.1	1 530	1 100
8731	Commercial physical and biological research -----	6	11	(D)	6 005	(D)	(D)	2 060	(D)	CC	107
8732	Commercial economic, sociological, and educational research -----	11	9	2 324	(D)	(D)	1 001	(D)	(D)	47	BB
8733	Noncommercial research organizations -----	76	78	66 365	42 571	55.9	21 023	14 655	43.5	750	667
8734	Testing laboratories -----	9	9	(D)	(D)	(D)	(D)	(D)	(D)	FF	EE
874 ex. 8744	Management and public relations services, except facilities support management services -----	53	19	80 383	16 737	380.3	36 166	7 756	366.3	798	1375

Places With 2,500 Inhabitants or More: 1992

appendix A. For information on geographic areas followed by ▲, see appendix F]

Selected kind-of-business or operation groups —Con.														
Miscellaneous repair services (SIC 76)		Amusement and recreation services, including motion pictures and museums (SIC 78, 79, 84)		Health services (SIC 80)		Legal services (SIC 81)		Selected educational services (SIC 823, 4, 9)		Social services (SIC 83)		Engineering, accounting, research, management, and related services (except noncommercial research organizations) (SIC 87 ex. 8733)		
Number	Receipts (\$1,000)	Number	Receipts (\$1,000)	Number	Receipts (\$1,000)	Number	Receipts (\$1,000)	Number	Receipts (\$1,000)	Number	Receipts (\$1,000)	Number	Receipts (\$1,000)	
2 872	1 419 279	4 417	2 358 560	18 564	11 643 181	5 211	2 754 693	542	188 417	1 674	343 126	8 014	6 053 096	1
4	701	7	969	21	10 063	9	1 836	—	—	7	866	8	970	2
1	(D)	4	504	8	5 810	6	(D)	—	—	1	(D)	3	(D)	3
3	(D)	3	465	13	4 253	3	(D)	—	—	6	(D)	5	(D)	4
31	12 796	55	14 577	186	120 924	71	13 616	3	(D)	12	(D)	55	18 651	5
1	(D)	2	(D)	9	3 779	1	(D)	—	—	—	—	1	(D)	6
2	(D)	5	(D)	6	1 670	3	(D)	—	—	—	—	3	(D)	7
2	(D)	5	803	4	602	—	—	—	—	—	—	2	(D)	8
7	2 295	12	3 474	135	97 453	63	12 406	2	(D)	5	(D)	32	9 037	9
19	(D)	31	(D)	32	17 420	4	(D)	1	(D)	7	(D)	17	(D)	10
11	2 339	30	5 114	68	26 682	16	3 952	—	—	6	(D)	22	12 351	11
6	1 432	10	2 051	51	19 665	13	3 573	—	—	3	365	17	(D)	12
1	(D)	11	1 021	14	(D)	1	(D)	—	—	2	(D)	2	(D)	13
4	(D)	9	2 042	3	(D)	2	(D)	—	—	1	(D)	3	(D)	14
20	2 701	48	10 231	133	81 305	39	8 608	1	(D)	11	(D)	38	9 445	15
4	1 009	11	2 373	57	32 140	19	3 907	—	—	3	(D)	8	1 772	16
4	355	9	1 872	20	8 326	7	2 436	—	—	1	(D)	6	2 579	17
1	(D)	2	(D)	17	10 664	6	(D)	1	(D)	1	(D)	4	485	18
5	504	4	993	11	5 580	5	781	—	—	2	(D)	8	2 571	19
—	—	1	(D)	2	(D)	—	—	—	—	—	—	—	—	20
6	(D)	21	4 364	26	(D)	2	(D)	—	—	4	427	12	2 038	21
9	1 495	26	3 201	63	30 368	21	4 326	1	(D)	7	692	25	6 330	22
2	(D)	13	2 147	47	23 171	19	(D)	—	—	3	268	16	4 612	23
1	(D)	2	(D)	6	1 557	2	(D)	—	—	—	—	1	(D)	24
6	(D)	11	(D)	10	5 640	—	—	1	(D)	4	424	8	(D)	25
12	2 759	28	5 689	62	33 926	18	3 242	2	(D)	4	(D)	16	5 452	26
—	—	—	—	8	6 046	1	(D)	—	—	1	(D)	3	(D)	27
3	791	1	(D)	4	2 340	—	—	—	—	—	—	2	(D)	28
3	(D)	10	1 355	27	14 978	6	1 283	1	(D)	—	—	5	541	29
—	—	6	2 326	18	7 227	9	1 678	1	(D)	2	(D)	4	(D)	30
6	(D)	11	(D)	5	3 335	2	(D)	—	—	1	(D)	2	(D)	31
9	2 363	23	5 741	93	48 655	24	6 974	4	(D)	3	(D)	21	4 013	32
—	—	2	(D)	9	6 378	1	(D)	—	—	1	(D)	1	(D)	33
1	(D)	3	(D)	11	4 084	3	1 155	—	—	1	(D)	2	(D)	34
2	(D)	3	(D)	15	4 816	3	(D)	1	(D)	—	—	2	(D)	35
4	(D)	9	3 749	28	18 080	9	2 256	1	(D)	1	(D)	8	2 002	36
—	—	—	—	6	993	1	(D)	—	—	—	—	1	(D)	37
2	(D)	6	1 011	24	14 304	7	2 357	1	(D)	—	—	7	1 736	38
4	496	15	1 263	23	14 317	14	2 396	—	—	2	(D)	8	3 233	39
1	(D)	5	452	13	8 758	7	885	—	—	—	—	1	(D)	40
3	(D)	10	811	10	5 559	7	1 511	—	—	2	(D)	7	(D)	41
78	71 440	104	32 628	393	239 958	94	22 871	14	10 626	45	11 267	137	56 409	42
12	(D)	23	5 249	90	(D)	8	1 790	2	(D)	11	4 215	29	15 089	43
19	15 236	20	5 842	111	54 600	47	11 597	2	(D)	10	(D)	28	10 808	44
14	3 053	18	8 446	95	(D)	27	7 951	3	(D)	6	1 057	30	(D)	45
1	(D)	3	(D)	5	1 365	3	180	1	(D)	—	—	4	(D)	46
—	—	—	—	—	—	—	—	—	—	—	—	—	—	47
—	—	5	1 058	21	11 843	3	641	4	(D)	2	(D)	5	1 714	48
—	—	—	—	—	—	—	—	—	—	—	—	—	—	49
3	442	3	361	5	1 694	2	(D)	—	—	1	(D)	—	(D)	50
29	42 593	32	(D)	66	(D)	4	(D)	2	(D)	15	(D)	41	(D)	51
4	346	5	(D)	24	10 426	6	744	—	—	2	(D)	9	1 481	52
1	(D)	2	(D)	21	(D)	6	744	—	—	2	(D)	3	(D)	53
—	—	1	(D)	1	(D)	—	—	—	—	—	—	3	(D)	54
3	(D)	2	(D)	2	(D)	—	—	—	—	—	—	3	(D)	55
4	(D)	11	2 876	36	13 747	9	1 377	—	—	6	638	8	1 093	56
3	(D)	4	632	26	11 015	8	(D)	—	—	3	(D)	6	(D)	57
1	(D)	7	2 244	10	2 732	1	(D)	—	—	3	(D)	2	(D)	58
30	11 602	50	16 532	222	121 840	59	14 847	3	(D)	30	3 558	41	12 232	59
2	(D)	1	(D)	2	(D)	—	—	—	—	1	(D)	1	(D)	60
2	(D)	8	2 166	12	8 321	—	—	—	—	2	(D)	3	260	61
13	8 584	21	8 189	185	99 435	55	14 181	1	(D)	16	(D)	23	8 831	62
13	(D)	20	(D)	23	(D)	4	666	2	(D)	11	(D)	14	(D)	63
37	(D)	52	34 362	142	78 167	43	8 198	—	—	28	4 574	65	55 582	64
1	(D)	1	(D)	2	(D)	—	—	—	—	1	(D)	4	(D)	65
6	(D)	13	(D)	48	21 326	10	(D)	—	—	4	(D)	23	(D)	66
30	6 820	38	(D)	92	(D)	33	(D)	—	—	23	(D)	38	(D)	67
4	(D)	14	2 254	50	26 220	15	3 261	—	—	1	(D)	9	1 899	68
—	—	3	(D)	5	4 368	4	875	—	—	—	—	2	(D)	69
3	(D)	2	(D)	2	(D)	2	(D)	—	—	—	—	—	(D)	70
1	(D)	6	1 697	40	19 879	8	2 108	—	—	1	(D)	6	1 539	71
—	—	3	(D)	3	(D)	1	(D)	—	—	—	—	1	(D)	72
32	13 355	48	11 054	163	80 251	46	7 450	2	(D)	12	(D)	51	19 846	73
1	(D)	2	(D)	15	(D)	5	534	—	—	—	—	4	(D)	74
1	(D)	4	(D)	55	30 874	14	2 915	—	—	1	(D)	5	1 368	75
4	(D)	1	(D)	6	1 508	4	485	1	(D)	2	(D)	2	(D)	76
6	1 109	4	644	9	4 543	7	981	—	—	2	(D)	5	1 165	77

SERVICE INDUSTRIES—GEOGRAPHIC AREA SERIES

Places With 2,500 Inhabitants or More: 1992 —Con.

appendix A. For information on geographic areas followed by ▲, see appendix F]

Selected kind-of-business or operation groups —Con.														
Miscellaneous repair services (SIC 76)		Amusement and recreation services, including motion pictures and museums (SIC 78, 79, 84)		Health services (SIC 80)		Legal services (SIC 81)		Selected educational services (SIC 823, 4, 9)		Social services (SIC 83)		Engineering, accounting, research, management, and related services (except noncommercial research organizations) (SIC 87 ex. 8733)		
Number	Receipts (\$1,000)	Number	Receipts (\$1,000)	Number	Receipts (\$1,000)	Number	Receipts (\$1,000)	Number	Receipts (\$1,000)	Number	Receipts (\$1,000)	Number	Receipts (\$1,000)	
5	2 355	8	2 389	45	24 411	11	1 929	—	—	1	(D)	16	3 853	1
1	(D)	—	—	4	838	3	(D)	—	—	—	(D)	1	2 951	2
14	(D)	29	(D)	29	(D)	2	(D)	1	(D)	6	371	18	(D)	3
5	571	8	1 827	43	22 450	10	2 408	1	(D)	5	(D)	14	2 399	4
4	(D)	6	(D)	39	(D)	10	2 408	1	(D)	5	(D)	11	1 974	5
1	(D)	2	(D)	4	(D)	—	—	—	—	—	—	3	425	6
10	(D)	21	3 077	71	29 194	17	3 289	—	—	1	(D)	14	2 052	7
6	(D)	6	1 253	25	11 064	8	(D)	—	—	—	—	5	1 190	8
—	—	3	(D)	9	(D)	1	(D)	—	—	—	—	1	(D)	9
3	(D)	4	(D)	27	13 196	8	1 481	—	—	—	—	7	(D)	10
1	(D)	8	1 159	10	(D)	—	—	—	—	1	(D)	1	(D)	11
464	246 306	487	445 953	2 942	1 891 528	940	875 793	103	51 852	206	56 835	1 555	1 304 854	12
4	881	8	694	25	6 525	1	(D)	1	(D)	2	(D)	18	2 951	13
5	2 308	11	11 723	191	131 198	32	10 856	3	(D)	9	1 485	111	68 458	14
6	2 130	5	1 796	31	15 444	4	700	—	—	2	(D)	12	3 780	15
3	500	4	515	7	1 485	—	—	—	—	2	(D)	6	1 507	16
4	(D)	7	1 520	21	20 832	14	2 139	3	(D)	4	(D)	24	6 219	17
1	(D)	6	412	17	3 395	7	1 991	—	—	1	(D)	32	10 174	18
8	4 524	9	11 612	20	11 582	1	(D)	—	—	5	(D)	16	2 704	19
2	(D)	8	6 723	19	6 718	—	—	1	(D)	1	(D)	4	(D)	20
9	(D)	7	4 268	15	17 740	3	284	—	—	3	1 134	10	37 965	21
5	(D)	8	(D)	29	23 563	5	(D)	3	(D)	2	(D)	30	6 229	22
171	70 718	115	144 860	532	417 930	616	790 443	32	30 413	64	22 665	356	696 225	23
19	5 771	20	4 430	95	40 735	7	1 575	9	4 146	8	693	50	9 091	24
2	(D)	2	(D)	27	16 943	2	(D)	—	—	3	295	4	121	25
11	5 987	18	5 314	111	79 671	14	1 895	3	(D)	8	(D)	37	9 848	26
3	416	8	1 887	58	27 692	10	1 998	—	—	2	(D)	15	4 153	27
7	7 627	5	2 822	68	41 387	5	718	2	(D)	3	827	24	14 972	28
—	—	—	—	1	(D)	1	(D)	—	—	—	—	7	2064	29
3	376	4	(D)	16	11 078	3	(D)	1	(D)	—	—	15	5 083	30
6	9 452	1	(D)	22	12 719	10	4 434	5	4 076	5	1 860	57	53 996	31
15	4 951	18	3 959	135	88 749	25	2 827	6	1 193	6	1 249	51	21 088	32
4	1 225	3	(D)	102	45 102	7	1 173	—	—	—	—	27	16 986	33
13	4 168	8	3 969	70	38 765	2	(D)	1	(D)	4	2 590	5	836	34
—	—	2	(D)	17	8 125	3	1 816	—	—	—	—	24	12 446	35
6	3 034	8	4 571	126	75 624	10	3 899	3	(D)	20	(D)	20	16 567	36
7	2 442	5	(D)	115	115 149	7	1 201	2	(D)	7	3 710	34	21 129	37
1	(D)	—	—	5	1 749	2	(D)	—	—	—	—	3	909	38
10	1 308	16	6 983	83	44 475	11	2 228	—	—	3	(D)	31	21 224	39
16	6 034	9	1 487	28	16 073	3	(D)	1	(D)	8	2 902	17	3 837	40
—	—	—	—	—	—	—	—	—	—	—	—	—	—	41
2	(D)	1	(D)	3	(D)	—	—	—	—	—	—	2	(D)	—
—	—	1	(D)	7	2 450	1	(D)	—	—	—	—	3	(D)	42
—	—	2	(D)	4	(D)	1	(D)	—	—	—	—	7	4 134	43
22	11 414	33	8 154	208	131 667	10	973	3	(D)	8	1 166	36	6 007	44
7	2 411	7	3 276	49	24 834	16	4 692	1	(D)	2	(D)	26	5 086	45
—	—	4	(D)	16	10 381	6	2 155	1	(D)	1	(D)	26	9 437	46
2	(D)	7	3 900	42	14 363	4	(D)	1	(D)	2	(D)	11	5 034	47
9	2 210	17	10 676	62	15 596	18	2 953	1	(D)	4	(D)	54	15 047	48
2	(D)	2	(D)	12	5 532	4	5 259	3	(D)	—	—	17	10 179	49
5	952	13	2 761	89	43 280	24	5 141	1	(D)	5	236	56	27 633	50
12	21 431	13	31 337	78	48 636	10	4 522	4	(D)	5	1 117	51	45 825	51
8	972	8	5 151	67	57 619	2	(D)	3	(D)	4	225	37	3 492	52
13	12 805	14	4 759	56	17 919	10	1 280	1	(D)	5	(D)	37	19 397	53
3	876	3	(D)	40	22 057	4	633	1	(D)	1	(D)	10	1 879	54
4	3 554	5	(D)	43	38 575	—	—	—	—	4	(D)	12	12 057	55
7	5 821	13	16 450	141	75 454	15	2 753	4	(D)	9	2 995	78	39 372	56
27	(D)	29	(D)	39	(D)	10	(D)	4	(D)	2	766	52	(D)	57
14	2 723	16	3 887	61	25 404	16	4 632	2	(D)	1	(D)	20	3 865	58
3	430	7	2 955	41	17 555	14	(D)	2	(D)	1	(D)	11	2 941	59
11	2 293	9	932	20	7 849	2	(D)	—	—	—	—	9	924	60
9	3 044	18	8 590	51	32 362	10	4 349	—	—	3	(D)	13	7 815	61
5	2 471	14	7 677	41	29 270	8	(D)	—	—	2	(D)	12	(D)	62
—	—	1	(D)	6	2 458	1	(D)	—	—	1	(D)	—	(D)	63
4	573	3	(D)	4	634	1	(D)	—	—	—	—	1	(D)	64
7	748	28	16 171	85	42 291	18	3 672	3	(D)	11	2 649	48	31 390	65
4	542	9	2 374	55	25 202	15	(D)	2	(D)	1	(D)	20	7 383	66
—	—	—	—	3	(D)	—	—	—	—	—	—	—	—	67
—	—	—	—	1	(D)	—	—	—	—	—	—	4	2643	68
3	206	19	13 797	26	(D)	3	(D)	1	(D)	10	(D)	24	21 364	70
21	3 578	45	(D)	148	67 729	38	19 830	3	(D)	17	4 130	41	14 267	71
1	(D)	3	(D)	11	4 879	3	125	1	(D)	3	39	3	(D)	72
11	(D)	23	(D)	100	42 863	27	18 248	2	(D)	8	2 397	22	(D)	73
2	(D)	6	(D)	11	6 052	6	(D)	—	—	1	(D)	6	(D)	74
7	1 300	13	(D)	26	13 935	2	(D)	—	—	5	(D)	10	(D)	75
18	(D)	41	13 987	203	91 458	37	7 425	2	(D)	24	4 407	51	14 640	76
—	—	—	—	7	1 929	1	(D)	—	—	2	(D)	2	(D)	77
—	—	—	—	—	—	—	—	—	—	—	—	—	—	78
8	(D)	20	9 948	149	61 246	30	6 808	—	—	8	(D)	27	8 668	80
5	1 102	6	1 021	28	10 055	3	(D)	1	(D)	2	(D)	7	(D)	81
1	(D)	—	—	1	(D)	—	—	—	—	—	—	1	(D)	82
4	188	15	3 018	18	(D)	3	34	1	(D)	12	(D)	14	(D)	83

SERVICE INDUSTRIES—GEOGRAPHIC AREA SERIES

Places With 2,500 Inhabitants or More: 1992 -Con.

appendix A. For information on geographic areas followed by ▲, see appendix F]

Selected kind-of-business or operation groups -Con.														
Miscellaneous repair services (SIC 76)		Amusement and recreation services, including motion pictures and museums (SIC 78, 79, 84)		Health services (SIC 80)		Legal services (SIC 81)		Selected educational services (SIC 823, 4, 9)		Social services (SIC 83)		Engineering, accounting, research, management, and related services (except noncommercial research organizations) (SIC 87 ex. 8733)		
Number	Receipts (\$1,000)	Number	Receipts (\$1,000)	Number	Receipts (\$1,000)	Number	Receipts (\$1,000)	Number	Receipts (\$1,000)	Number	Receipts (\$1,000)	Number	Receipts (\$1,000)	
8	1 758	6	(D)	40	18 102	13	1 457	-	-	-	-	7	1 624	1
5	1 543	3	(D)	36	17 214	12	(D)	-	-	-	-	7	1 624	2
3	215	3	(D)	4	888	1	(D)	-	-	-	-	-	-	3
242	175 036	365	244 673	1 920	1 488 883	649	506 973	74	23 149	184	51 865	1 103	1 200 963	4
-	(D)	3	1 389	16	4 183	5	649	-	-	1	(D)	14	5 178	5
1	(D)	2	(D)	14	9 828	4	303	-	-	-	-	5	1 163	6
149	123 822	181	114 945	1 135	945 782	505	472 237	40	14 762	96	24 249	620	847 647	7
1	(D)	17	20 729	87	(D)	10	2 513	5	(D)	16	6 876	92	107 672	8
4	(D)	15	3 095	57	21 794	12	5 898	1	(D)	5	1 148	17	15 702	9
-	-	1	(D)	6	1 990	1	(D)	-	-	-	-	-	-	10
5	5 140	9	14 796	36	18 925	7	(D)	2	(D)	6	1 210	13	4 533	11
5	2 054	4	893	3	964	2	(D)	-	-	1	(D)	3	(D)	12
8	4 318	14	21 959	37	12 623	7	(D)	1	(D)	4	(D)	17	(D)	13
2	(D)	2	(D)	-	-	-	-	-	-	-	-	-	-	14
-	-	-	-	3	783	1	(D)	-	-	1	(D)	1	(D)	15
6	(D)	8	1 695	57	(D)	12	1 648	4	(D)	10	2 027	27	(D)	16
1	(D)	12	4 562	86	39 658	17	3 111	6	608	5	913	70	19 504	17
6	2 400	22	14 093	131	(D)	19	3 212	3	503	13	6 387	65	55 865	18
8	1 935	9	4 468	43	19 843	6	1 828	3	(D)	2	(D)	11	2 546	19
4	2 799	14	6 131	112	59 079	26	8 339	3	(D)	13	3 937	63	28 016	20
42	28 473	52	(D)	97	55 915	15	(D)	6	(D)	11	(D)	72	(D)	21
15	7 127	19	(D)	43	19 301	13	3 811	2	(D)	5	517	20	4 094	22
4	992	-	-	7	3 621	2	(D)	-	-	1	(D)	7	2 102	23
2	(D)	2	(D)	4	825	1	(D)	-	-	-	-	1	(D)	24
3	(D)	5	(D)	11	(D)	4	1 222	1	(D)	2	(D)	4	(D)	25
2	(D)	9	1 497	17	6 390	5	946	-	-	2	(D)	7	1 120	26
4	(D)	3	(D)	4	(D)	1	(D)	1	(D)	-	-	1	(D)	27
6	581	12	3 653	45	61 139	11	1 586	1	(D)	3	(D)	11	3 001	28
3	274	8	1 644	38	54 478	11	1 586	1	(D)	2	(D)	9	(D)	29
3	307	4	2 009	7	6 661	-	-	-	-	1	(D)	2	(D)	30
29	7 960	42	15 044	113	42 762	25	7 063	4	(D)	16	3 096	85	15 193	31
4	700	7	2 459	35	14 104	15	5 570	1	(D)	5	(D)	9	1 118	32
-	-	1	(D)	6	1 729	-	-	-	-	-	-	7	1 336	33
25	7 260	34	(D)	72	26 929	10	1 493	3	(D)	11	(D)	69	12 739	34
24	26 379	58	17 357	169	95 599	34	9 552	4	(D)	19	3 012	120	137 359	35
5	(D)	15	4 631	47	23 825	7	1 581	-	-	4	962	46	86 226	36
1	(D)	2	(D)	8	1 999	1	(D)	-	-	1	(D)	2	(D)	37
-	-	-	-	3	351	-	-	-	-	1	(D)	1	(D)	38
5	(D)	16	2 826	23	10 079	8	2 402	1	(D)	5	(D)	21	26 341	39
1	(D)	-	-	-	-	-	-	-	-	-	-	-	-	40
6	(D)	6	2 768	58	46 560	16	5 179	-	-	4	(D)	9	1 765	41
2	(D)	4	(D)	12	2 730	-	-	-	-	2	(D)	5	1 369	42
4	(D)	15	(D)	18	10 055	2	(D)	3	(D)	2	(D)	36	(D)	43
6	(D)	15	2 894	55	27 283	16	2 407	-	-	7	918	18	6 040	44
1	(D)	10	(D)	39	22 703	16	2 407	-	-	4	625	13	(D)	45
5	(D)	5	(D)	16	4 580	-	-	-	-	3	293	5	(D)	46
245	140 359	371	379 269	1 987	1 365 427	480	406 688	84	(D)	133	(D)	1 077	1 091 840	47
-	-	3	349	5	819	-	-	-	-	4	-	4	661	48
11	20 127	5	3 221	49	30 526	10	6 334	6	1 778	4	2 331	85	81 475	49
5	(D)	3	(D)	24	15 588	4	(D)	-	-	1	(D)	8	1 486	50
102	44 230	159	261 255	990	739 457	378	378 331	27	13 862	59	16 270	493	632 312	51
3	(D)	1	(D)	9	10 371	-	-	-	-	4	1 115	6	1 003	52
1	(D)	-	-	-	-	-	-	-	-	-	-	2	(D)	53
2	(D)	-	-	14	(D)	1	(D)	1	(D)	1	(D)	4	(D)	54
1	(D)	-	-	5	(D)	-	-	-	-	-	-	-	-	55
4	8 248	15	10 158	18	7 992	2	(D)	4	(D)	4	1 219	17	41 528	56
3	(D)	1	(D)	1	(D)	-	-	-	-	1	(D)	1	(D)	57
-	-	2	(D)	7	4 145	-	-	-	-	1	(D)	4	1 058	58
1	(D)	6	2 293	17	3 770	5	923	1	(D)	2	(D)	2	(D)	59
-	-	-	-	1	(D)	-	-	-	-	-	-	-	-	60
1	(D)	1	(D)	3	486	-	-	-	-	-	-	5	(D)	61
1	(D)	9	(D)	15	(D)	2	(D)	-	-	3	(D)	12	(D)	62
3	372	4	965	20	15 513	1	(D)	3	424	-	-	12	2 365	63
1	(D)	1	(D)	9	3 118	1	(D)	-	-	-	-	8	1 399	64
-	-	-	-	6	1 967	-	-	-	-	-	-	1	(D)	65
1	(D)	4	520	136	126 568	9	2 774	5	1 887	7	2 225	48	36 272	66
2	(D)	4	247	10	4 089	2	(D)	-	-	1	(D)	2	(D)	67
2	(D)	3	1 532	14	11 727	3	(D)	-	-	3	(D)	2	(D)	68
9	5 643	7	5 843	25	10 495	8	1 673	1	(D)	4	(D)	14	3 540	69
7	7 213	2	(D)	17	9 288	3	360	-	-	-	-	11	2 643	70
1	(D)	4	1 054	4	2 953	1	(D)	1	(D)	1	(D)	5	4 226	71
10	5 396	10	5 874	35	30 277	8	1 311	6	4 004	4	(D)	38	50 384	72
7	816	1	(D)	10	7 568	2	(D)	1	(D)	2	(D)	4	5 526	73
8	8 405	10	8 013	99	64 740	5	1 261	5	2 490	-	-	39	79 463	74
-	-	2	(D)	7	2 778	1	(D)	-	-	1	(D)	7	719	75
7	6 369	-	-	3	(D)	-	-	-	-	2	(D)	6	12 988	76
-	-	5	658	23	7 652	1	(D)	-	-	1	(D)	18	13 157	77
52	(D)	109	66 398	411	237 357	33	(D)	22	(D)	27	(D)	219	(D)	78
17	9 537	29	6 994	109	55 355	28	7 797	1	(D)	13	991	48	24 786	79
13	9 020	20	5 790	92	48 387	28	7 797	1	(D)	10	(D)	38	16 673	80
-	-	1	(D)	12	(D)	-	-	-	-	-	-	3	(D)	81
4	517	8	(D)	5	(D)	-	-	-	-	3	(D)	7	(D)	82
4	(D)	10	1 233	30	11 095	12	1 684	-	-	-	-	4	(D)	84
2	(D)	3	(D)	7	(D)	3	280	-	-	-	-	2	(D)	85
2	(D)	4	478	21	9 202	9	1 404	-	-	-	-	1	(D)	86
-	-	3	(D)	2	(D)	-	-	-	-	-	-	1	(D)	87

Table 4. Summary Statistics for Firms Subject to Federal Income Tax for Counties and for

[Includes only establishments with payroll. For meaning of abbreviations and symbols, see introductory text. For explanation of terms and comparability of 1987 and 1992 censuses, see

	Geographic area	Estab-lishments (number)	Receipts (\$1,000)	Annual payroll (\$1,000)	First-quarter payroll (\$1,000)	Paid employees for pay period including March 12 (number)	Selected kind-of-business or operation groups							
							Hotels, rooming houses, camps, and other lodging places (except membership lodgings) (SIC 70 ex. 704)		Personal services (SIC 72)		Business services (SIC 73)		Automotive repair, services, and parking (SIC 75)	
							Number	Receipts (\$1,000)	Number	Receipts (\$1,000)	Number	Receipts (\$1,000)	Number	Receipts (\$1,000)
1	Harrison County -----	56	14 147	5 495	1 340	338	-	-	10	1 268	1	(D)	10	1 542
2	Cadiz-----	29	10 196	4 537	1 116	237	-	-	4	494	-	-	8	(D)
3	Balance of county -----	27	3 951	9 958	224	101	-	-	6	774	1	(D)	2	(D)
4	Henry County -----	105	32 362	10 796	2 399	778	5	(D)	20	3 623	9	4 075	10	2 703
5	Napoleon -----	71	22 930	8 046	1 774	535	5	(D)	11	2 034	4	(D)	7	1 899
6	Balance of county -----	34	9 432	2 750	625	243	-	-	9	1 589	5	(D)	3	804
7	Highland County -----	129	37 198	12 980	2 772	825	5	572	15	2 433	14	1 811	11	2 505
8	Greenfield -----	32	6 807	2 225	537	197	-	-	3	(D)	5	628	1	(D)
9	Hillsboro -----	71	26 032	9 873	2 054	567	1	(D)	9	1 268	4	936	7	1 256
10	Balance of county -----	26	4 359	882	181	61	4	(D)	3	(D)	5	247	3	(D)
11	Hocking County -----	111	27 901	9 727	2 035	893	6	1 183	17	2 291	11	4 479	8	1 205
12	Logan -----	77	20 322	6 897	1 505	670	3	808	14	2 057	3	(D)	5	(D)
13	Balance of county -----	34	7 579	2 830	530	223	3	375	3	234	8	(D)	3	(D)
14	Holmes County -----	116	45 928	18 366	4 079	1 319	5	2 323	11	1 075	12	4 740	12	4 308
15	Loudonville (part) ▲ -----	1	(D)	(D)	(D)	AA	-	-	-	-	-	-	-	-
16	Millersburg -----	57	20 550	8 505	1 820	626	1	(D)	6	489	9	(D)	3	689
17	Balance of county -----	58	(D)	(D)	(D)	FF	4	(D)	5	586	3	(D)	9	3 619
18	Huron County -----	270	82 081	32 301	7 388	1 718	10	1 949	42	8 546	36	12 207	35	7 973
19	Bellevue (part) ▲ -----	23	3 461	1 374	266	69	-	-	5	336	1	(D)	2	(D)
20	New London -----	15	4 071	1 224	279	109	2	(D)	2	(D)	-	-	2	(D)
21	Norwalk -----	140	47 789	19 718	4 403	918	4	748	21	4 747	20	6 692	17	4 741
22	Willard -----	42	14 456	5 763	1 298	373	1	(D)	7	2 470	4	1 096	6	774
23	Balance of county -----	50	12 304	4 222	1 142	249	3	(D)	7	(D)	11	(D)	8	2 017
24	Jackson County -----	125	36 829	12 399	3 362	1 079	2	(D)	22	3 148	10	8 069	16	1 922
25	Jackson -----	73	21 499	7 526	2 256	698	2	(D)	14	1 908	6	7 234	8	1 133
26	Wellston -----	21	4 481	1 435	319	109	-	-	3	614	-	-	2	(D)
27	Balance of county -----	31	10 849	3 438	787	272	-	-	5	626	4	835	6	(D)
28	Jefferson County -----	412	144 169	53 173	11 418	3 285	6	(D)	75	12 315	35	11 194	44	18 589
29	Mingo Junction -----	8	2 186	660	117	35	2	-	2	-	1	(D)	-	-
30	Staubenville -----	228	93 972	35 096	7 374	1 847	4	2 477	37	6 848	18	6 729	17	13 926
31	Toronto -----	29	4 585	1 511	409	143	4	-	8	924	4	(D)	4	834
32	Wintersville -----	56	17 977	6 393	1 356	467	1	(D)	17	2 731	5	2 529	5	959
33	Balance of county -----	91	25 449	9 513	2 162	793	1	(D)	11	(D)	7	952	18	2 870
34	Knox County -----	223	69 495	27 790	6 020	1 820	6	(D)	28	4 783	23	5 738	24	4 599
35	Mount Vernon -----	143	46 221	19 150	4 082	1 108	2	(D)	19	3 848	10	3 362	18	3 989
36	Balance of county -----	80	23 274	8 640	1 938	712	4	642	9	935	13	2 376	6	610
37	Lake County -----	1 574	662 793	270 130	59 319	14 798	19	(D)	211	33 092	261	121 105	175	52 667
38	Eastlake -----	102	33 720	11 555	2 674	761	1	(D)	12	1 581	18	4 216	16	2 882
39	Fairport Harbor -----	10	2 010	850	179	30	-	-	1	(D)	1	(D)	1	(D)
40	Kirtland -----	31	12 999	6 126	1 375	312	-	-	4	492	4	497	3	1 186
41	Mentor -----	432	191 400	75 264	17 981	4 447	5	3 427	69	11 975	87	42 245	47	18 807
42	Mentor-on-the-Lake -----	36	6 071	2 065	435	131	-	-	5	403	5	338	6	678
43	Painesville -----	122	57 266	24 371	5 045	997	1	(D)	17	2 535	8	1 782	15	3 431
44	Wickliffe -----	122	50 996	16 888	3 902	1 101	5	7 837	15	1 411	17	9 576	25	8 042
45	Willoughby -----	310	149 581	68 893	13 033	3 556	2	(D)	25	7 394	58	41 127	27	6 771
46	Willoughby Hills -----	96	44 730	16 924	3 363	587	1	(D)	9	936	12	6 460	2	(D)
47	Willowick -----	70	16 561	7 620	1 833	511	-	-	18	1 603	10	4 546	7	1 753
48	Balance of county -----	243	97 459	39 574	9 499	2 365	4	(D)	36	(D)	41	(D)	26	(D)
49	Lawrence County -----	197	55 629	20 991	4 532	1 407	7	3 161	36	4 487	19	2 873	23	5 383
50	Ironton -----	98	29 374	12 080	2 430	668	2	(D)	20	2 627	8	1 788	6	1 183
51	South Point -----	23	8 271	3 376	811	278	4	(D)	3	244	5	569	1	(D)
52	Balance of county -----	76	17 984	5 535	1 291	461	1	(D)	13	1 616	6	516	16	(D)
53	Licking County -----	608	275 846	115 307	25 670	6 887	8	4 853	91	17 932	98	53 247	72	20 122
54	Buckeye Lake -----	1	(D)	(D)	(D)	AA	-	-	-	-	-	-	-	-
55	Granville -----	26	6 548	1 918	420	164	1	(D)	6	398	5	1 209	1	(D)
56	Heath -----	62	23 548	9 636	2 235	676	2	(D)	16	2 494	14	5 962	8	2 565
57	Johnstown -----	28	8 241	3 002	635	231	-	-	7	1 035	2	(D)	4	1 878
58	Newark -----	342	174 611	71 649	16 265	4 058	2	(D)	48	12 040	45	24 523	38	12 411
59	Pataskala -----	10	4 357	1 555	375	114	-	-	2	(D)	1	(D)	1	(D)
60	Reynoldsburg (part) ▲ -----	7	2 158	380	83	33	1	(D)	-	-	-	-	2	(D)
61	Balance of county -----	132	(D)	(D)	(D)	GG	1	(D)	12	(D)	31	(D)	18	(D)
62	Logan County -----	223	96 023	35 784	7 624	2 577	10	5 695	28	4 603	25	22 197	28	5 783
63	Bellefontaine -----	126	61 751	24 345	5 221	1 951	4	4 737	18	3 259	14	16 359	16	2 700
64	Balance of county -----	97	34 272	11 439	2 403	626	6	958	10	1 344	11	5 838	12	3 083
65	Lorain County -----	1 376	557 430	224 628	49 581	11 634	21	15 257	186	34 773	157	80 500	157	45 709
66	Amherst -----	82	25 180	9 961	2 234	496	2	(D)	14	2 620	7	2 244	10	2 724
67	Avon -----	46	23 659	8 808	2 013	602	-	-	4	427	5	281	8	3 037
68	Avon Lake -----	94	25 734	11 083	2 709	521	2	(D)	11	1 312	17	8 042	7	1 462
69	Elyria -----	372	147 469	59 771	12 888	2 982	9	8 670	49	7 059	37	15 455	40	16 479
70	Grafton -----	21	5 515	1 224	324	88	-	-	3	431	4	458	3	398
71	Lorain -----	347	160 882	72 287	15 004	3 301	2	(D)	52	15 430	30	13 711	31	8 973
72	North Ridgeville -----	96	24 627	9 730	2 101	750	4	971	12	1 774	12	3 721	12	1 844
73	Oberlin -----	43	22 278	10 268	2 408	567	-	-	6	1 280	3	(D)	5	1 620
74	Sheffield Lake -----	23	9 000	1 928	401	111	-	-	3	228	5	(D)	5	567
75	Vermilion (part) ▲ -----	17	2 908	913	248	84	-	-	4	622	3	(D)	3	403
76	Wellington -----	36	13 922	6 286	1 466	504	-	-	3	268	-	-	3	(D)
77	Balance of county -----	199	96 256	32 369	7 785	1 628	2	(D)	25	3 322	34	(D)	30	(D)
78	Lucas County -----	3 381	2 039 235	856 652	191 482	41 113	39	33 629	368	94 841	502	372 852	374	130 739
79	Maumee -----	211	151 047	61 407	13 823	2 682	4	3 853	23	2 762	30	26 212	9	3 177
80	Oregon -----	165	79 903	33 172	7 404	1 152	1	(D)	17	4 074	16	11 265	12	6 947
81	Ottawa Hills -----	13	1 760	840	190	32	-	-	1	(D)	1	(D)	1	(D)
82	Swanton (part) ▲ -----	3	486	127	30	5	-	-	-	-	-	-	-	-
83	Sylvania -----	208	100 045	49 365	11 101	1 812	1	(D)	22	5 621	25	8 694	13	2 270

Places With 2,500 Inhabitants or More: 1992 -Con.

appendix A. For information on geographic areas followed by ▲, see appendix F]

Selected kind-of-business or operation groups -Con.														
Miscellaneous repair services (SIC 76)		Amusement and recreation services, including motion pictures and museums (SIC 78, 79, 84)		Health services (SIC 80)		Legal services (SIC 81)		Selected educational services (SIC 823, 4, 9)		Social services (SIC 83)		Engineering, accounting, research, management, and related services (except noncommercial research organizations) (SIC 87 ex. 8733)		
Number	Receipts (\$1,000)	Number	Receipts (\$1,000)	Number	Receipts (\$1,000)	Number	Receipts (\$1,000)	Number	Receipts (\$1,000)	Number	Receipts (\$1,000)	Number	Receipts (\$1,000)	
4	817	8	1 197	10	5 526	5	(D)	1	(D)	-	-	7	(D)	1
-	-	2	(D)	7	4 727	4	(D)	-	-	-	-	4	(D)	2
4	817	6	(D)	3	799	1	(D)	1	(D)	-	-	3	(D)	3
1	(D)	7	1 336	27	12 263	10	1 832	-	-	6	241	9	2 357	4
1	(D)	4	(D)	21	8 713	9	(D)	-	-	2	(D)	7	(D)	5
-	-	3	(D)	6	3 550	1	(D)	-	-	4	(D)	2	(D)	6
3	(D)	13	1 902	38	20 315	18	2 058	-	-	3	(D)	7	1 130	7
-	-	3	(D)	11	4 343	4	(D)	-	-	2	(D)	3	344	8
2	(D)	5	608	23	15 362	13	1 433	-	-	1	(D)	4	786	9
1	(D)	5	(D)	4	610	1	(D)	-	-	-	-	-	-	10
9	1 198	12	3 726	29	11 856	10	1 391	-	-	4	(D)	5	(D)	11
5	471	7	3 108	24	9 407	10	1 391	-	-	4	(D)	2	(D)	12
4	727	5	618	5	2 449	-	-	-	-	-	-	3	87	13
4	1 144	13	2 229	36	24 539	8	1 203	-	-	5	2 247	10	2 120	14
-	-	-	(D)	1	(D)	-	-	-	-	-	-	-	-	15
-	-	4	508	22	12 513	7	(D)	-	-	1	(D)	4	(D)	16
4	1 144	9	1 721	13	(D)	1	(D)	-	-	4	(D)	6	(D)	17
10	2 101	16	3 655	71	35 417	23	3 926	1	(D)	4	(D)	21	5 925	18
1	(D)	2	(D)	7	1 886	2	(D)	-	-	-	-	3	(D)	19
-	-	2	(D)	6	2 641	1	(D)	-	-	-	-	-	-	20
4	(D)	8	2 849	35	19 970	16	2 692	1	(D)	1	(D)	13	4 643	21
1	(D)	3	212	12	7 820	4	945	-	-	1	(D)	3	(D)	22
4	(D)	1	(D)	11	3 100	-	-	-	-	2	(D)	2	(D)	23
7	1 090	13	2 652	25	14 033	12	2 786	1	(D)	3	(D)	14	2 002	24
1	(D)	7	1 624	13	5 597	8	1 628	1	(D)	2	(D)	11	(D)	25
2	(D)	3	373	5	1 879	4	1 158	-	-	1	(D)	1	(D)	26
4	(D)	3	655	7	6 557	-	-	-	-	-	-	2	(D)	27
22	9 382	35	11 908	117	60 308	37	5 974	3	(D)	10	(D)	27	10 374	28
-	-	1	(D)	3	(D)	-	-	-	-	-	-	1	(D)	29
6	1 986	11	5 154	82	44 734	32	5 109	1	(D)	4	(D)	15	6 643	30
2	(D)	4	731	5	1 006	1	(D)	-	-	-	-	1	(D)	31
2	(D)	7	(D)	13	4 199	-	-	-	-	1	(D)	5	2 717	32
12	6 953	12	(D)	14	(D)	4	(D)	2	(D)	5	(D)	5	(D)	33
12	1 932	18	2 596	69	37 083	15	3 198	2	(D)	13	2 544	13	5 188	34
6	1 097	10	1 361	49	23 385	12	2 725	2	(D)	6	796	9	4 466	35
6	835	8	1 235	20	13 698	3	473	-	-	7	1 748	4	722	36
106	48 052	95	38 674	364	198 681	84	19 242	14	2 825	49	9 840	189	111 144	37
20	7 697	6	(D)	6	3 815	1	(D)	-	-	4	(D)	18	7 480	38
1	(D)	1	(D)	2	(D)	1	(D)	1	(D)	-	-	1	(D)	39
6	1 499	2	(D)	9	8 594	-	-	-	-	-	-	3	(D)	40
26	22 882	23	15 134	78	40 949	15	3 666	5	(D)	19	3 921	56	27 141	41
-	-	1	(D)	11	2 927	2	(D)	-	-	1	(D)	4	253	42
7	4 887	6	5 313	33	17 064	27	8 141	-	-	2	(D)	6	(D)	43
10	3 372	10	4 528	15	11 343	5	519	1	(D)	4	(D)	15	3 891	44
21	4 646	14	4 991	91	54 470	23	3 774	4	(D)	4	1 271	41	20 243	45
3	877	6	1 231	39	21 758	4	906	4	(D)	2	(D)	16	8 906	46
2	(D)	4	972	16	4 286	1	(D)	1	(D)	4	739	7	1 330	47
10	(D)	22	(D)	64	(D)	5	779	1	(D)	9	(D)	22	(D)	48
9	(D)	15	1 593	51	27 384	22	5 221	-	-	2	(D)	13	2 083	49
-	-	5	737	38	17 786	15	4 373	-	-	1	(D)	3	(D)	50
3	1 881	-	-	3	(D)	1	(D)	-	-	-	-	3	(D)	51
6	(D)	10	856	10	(D)	6	(D)	-	-	1	(D)	7	1 412	52
22	13 660	57	15 492	141	97 719	42	9 104	6	(D)	14	4 827	55	37 031	53
1	(D)	2	(D)	5	648	1	(D)	-	-	1	(D)	3	312	54
-	-	4	865	11	8 931	1	(D)	1	(D)	1	(D)	3	(D)	55
-	-	2	(D)	8	4 297	1	(D)	1	(D)	-	-	3	455	56
13	(D)	21	4 661	96	73 320	31	7 296	3	(D)	10	4 226	35	32 306	57
-	-	2	(D)	3	3 045	-	-	-	-	1	(D)	-	-	59
-	-	3	1 396	1	(D)	-	-	-	-	-	-	-	-	60
8	(D)	23	6 463	17	(D)	8	(D)	1	(D)	1	(D)	11	(D)	61
10	(D)	20	7 758	63	30 490	15	3 660	3	(D)	1	(D)	20	5 755	62
4	(D)	12	4 799	38	18 287	8	(D)	1	(D)	-	-	11	2 615	63
6	(D)	8	2 959	25	12 203	7	(D)	2	(D)	1	(D)	9	3 140	64
71	21 316	114	36 429	414	222 289	98	28 233	12	5 118	24	(D)	114	64 006	65
1	(D)	5	941	27	11 468	5	244	1	(D)	-	-	8	3 484	66
2	(D)	5	5 436	9	11 723	1	(D)	-	-	5	266	6	(D)	67
2	(D)	9	2 750	28	6 843	5	(D)	-	-	1	(D)	11	1 837	68
15	4 706	26	8 853	124	60 525	38	10 316	3	(D)	4	620	26	14 322	69
2	(D)	3	(D)	3	(D)	-	-	1	(D)	1	(D)	1	(D)	70
16	8 035	18	3 457	135	85 810	33	12 553	-	-	4	(D)	26	9 703	71
5	(D)	8	2 135	27	11 153	5	849	1	(D)	-	-	9	1 056	72
-	-	4	572	12	15 097	6	748	1	(D)	1	(D)	5	1 085	73
2	(D)	2	(D)	5	2 241	-	-	1	(D)	-	-	-	-	74
1	(D)	1	(D)	3	456	-	-	-	-	-	-	2	(D)	75
3	(D)	3	247	16	7 506	2	(D)	-	-	2	(D)	4	(D)	76
22	(D)	30	10 585	25	(D)	3	(D)	4	3 216	6	(D)	16	24 612	77
140	68 261	186	89 685	945	693 520	292	149 410	23	(D)	93	16 938	401	365 604	78
8	3 043	11	2 211	73	43 767	9	1 794	1	(D)	7	(D)	35	60 537	79
4	3 261	9	2 110	87	47 160	6	1 129	-	-	3	(D)	8	2 259	80
-	-	-	-	2	(D)	-	-	1	(D)	-	-	7	750	81
1	(D)	-	-	1	(D)	-	-	-	-	-	-	1	(D)	82
4	(D)	9	2 237	81	41 107	11	3 526	2	(D)	6	1 519	33	31 069	83

SERVICE INDUSTRIES—GEOGRAPHIC AREA SERIES

OHIO OH-27

Places With 2,500 Inhabitants or More: 1992 —Con.

appendix A. For information on geographic areas followed by ▲, see appendix F]

Selected kind-of-business or operation groups —Con.														
Miscellaneous repair services (SIC 76)		Amusement and recreation services, including motion pictures and museums (SIC 78, 79, 84)		Health services (SIC 80)		Legal services (SIC 81)		Selected educational services (SIC 823, 4, 9)		Social services (SIC 83)		Engineering, accounting, research, management, and related services (except noncommercial research organizations) (SIC 87 ex. 8733)		
Number	Receipts (\$1,000)	Number	Receipts (\$1,000)	Number	Receipts (\$1,000)	Number	Receipts (\$1,000)	Number	Receipts (\$1,000)	Number	Receipts (\$1,000)	Number	Receipts (\$1,000)	
109	54 393	121	65 324	600	501 455	235	129 466	16	6 196	61	11 308	238	222 345	1
1	(D)	1	(D)	8	9 462	2	(D)	(D)	—	3	(D)	2	(D)	2
1	(D)	—	(D)	2	(D)	(D)	(D)	(D)	(D)	(D)	(D)	1	(D)	3
12	(D)	35	(D)	91	(D)	29	(D)	3	(D)	13	(D)	76	47 808	4
7	(D)	9	1 397	39	17 683	13	2 051	—	—	6	(D)	10	1 652	5
1	(D)	—	(D)	9	5 023	1	(D)	—	—	1	(D)	2	(D)	6
1	(D)	4	674	23	11 225	10	1 635	—	—	3	(D)	1	(D)	7
5	(D)	5	723	7	1 435	2	(D)	—	—	2	(D)	7	(D)	8
72	36 242	105	34 218	624	386 543	149	49 931	11	4 333	48	5 391	203	66 645	9
—	(D)	1	(D)	—	(D)	—	(D)	—	(D)	1	(D)	—	(D)	10
—	(D)	—	(D)	3	700	—	(D)	—	(D)	—	(D)	2	(D)	11
5	8 524	9	1 851	25	9 728	15	2 518	—	—	3	(D)	15	5 699	12
1	(D)	—	(D)	2	(D)	—	(D)	—	(D)	—	(D)	—	(D)	13
—	(D)	2	(D)	18	4 535	2	(D)	1	(D)	—	(D)	4	778	14
3	(D)	2	(D)	4	767	3	257	—	—	—	(D)	1	(D)	15
4	739	2	(D)	13	4 235	4	609	—	—	4	(D)	6	1 160	16
19	(D)	27	(D)	237	172 908	86	34 031	1	(D)	20	(D)	64	(D)	17
40	13 241	62	20 373	322	(D)	39	(D)	9	(D)	20	1 880	111	32 180	18
14	4 594	32	6 323	108	81 323	35	5 071	2	(D)	8	(D)	30	19 548	19
10	3 901	14	3 182	102	79 679	33	(D)	1	(D)	4	(D)	24	18 924	20
4	693	18	3 141	6	1 644	2	(D)	1	(D)	4	(D)	6	624	21
50	18 988	62	19 621	187	96 068	39	7 561	8	(D)	20	3 687	93	24 443	22
8	3 384	6	2 226	31	22 067	2	(D)	3	(D)	6	1 241	21	3 899	23
1	(D)	2	(D)	7	1 677	—	(D)	—	(D)	—	(D)	—	(D)	24
17	10 954	19	3 588	85	41 294	27	5 492	3	(D)	3	1 100	29	6 817	25
—	(D)	9	1 677	39	18 032	8	1 517	2	(D)	7	907	15	8 006	27
4	(D)	26	(D)	25	12 998	2	(D)	—	(D)	4	439	28	5 721	28
20	(D)	6	(D)	18	9 873	7	1 562	—	—	2	(D)	5	(D)	29
3	(D)	1	(D)	8	4 874	—	(D)	—	(D)	1	(D)	—	(D)	30
1	(D)	5	(D)	10	4 999	7	1 562	—	—	1	(D)	5	(D)	31
12	6 333	23	5 839	52	28 454	10	1 501	1	(D)	3	(D)	12	8 031	32
1	(D)	13	3 139	29	12 813	7	(D)	1	(D)	—	(D)	8	(D)	33
2	(D)	3	(D)	8	5 842	3	(D)	—	(D)	1	(D)	1	(D)	34
9	3 145	7	(D)	15	9 799	—	(D)	—	(D)	2	(D)	3	(D)	35
21	11 538	33	7 271	151	73 492	32	11 525	4	166	11	1 289	42	12 728	36
1	(D)	2	(D)	4	758	2	(D)	—	(D)	2	(D)	2	(D)	37
—	(D)	—	(D)	—	(D)	—	(D)	—	(D)	—	(D)	—	(D)	38
8	2 177	10	2 082	49	28 216	10	2 723	1	(D)	2	(D)	10	6 626	39
4	(D)	2	(D)	18	6 321	5	(D)	1	(D)	1	(D)	3	402	40
2	(D)	11	2 028	59	32 992	14	7 650	—	(D)	3	(D)	19	3 844	41
—	(D)	6	(D)	7	1 528	1	(D)	—	(D)	1	(D)	3	(D)	42
6	(D)	6	1 817	14	3 677	—	(D)	2	(D)	2	(D)	5	846	43
3	290	3	(D)	5	3 380	7	1 064	—	(D)	2	(D)	4	(D)	44
—	(D)	2	(D)	4	(D)	7	1 064	—	(D)	1	(D)	1	(D)	45
3	290	1	(D)	1	(D)	—	(D)	—	(D)	1	(D)	3	(D)	46
162	94 542	239	88 090	1 106	853 599	281	135 252	34	11 818	120	31 671	505	463 127	47
—	(D)	—	(D)	12	5 765	2	(D)	—	(D)	—	(D)	4	1 292	48
—	(D)	—	(D)	—	(D)	—	(D)	—	(D)	—	(D)	—	(D)	49
6	954	10	6 845	71	35 051	8	(D)	4	(D)	5	2 178	34	12 503	50
64	52 191	55	20 373	367	319 660	178	116 522	10	(D)	32	8 389	136	133 067	51
6	767	12	2 626	27	11 491	2	(D)	1	(D)	3	(D)	19	6 623	52
1	(D)	3	306	6	1 301	3	(D)	—	(D)	1	(D)	2	(D)	53
9	1 849	17	7 430	45	21 224	4	(D)	1	(D)	8	1 370	13	9 541	54
9	(D)	35	18 211	142	126 044	9	1 860	1	(D)	20	5 168	74	108 036	55
6	2 661	10	4 272	30	23 564	10	2 598	—	(D)	4	(D)	12	13 451	56
8	6 031	9	2 183	30	51 539	3	(D)	3	(D)	—	(D)	23	19 999	57
—	(D)	2	(D)	6	3 982	1	(D)	—	(D)	—	(D)	—	(D)	58
—	(D)	1	(D)	31	24 539	9	1 410	—	(D)	—	(D)	5	1 201	59
—	(D)	1	(D)	—	(D)	—	(D)	1	(D)	—	(D)	—	(D)	60
3	238	3	(D)	12	2 835	3	(D)	—	(D)	—	(D)	6	1 685	61
1	(D)	—	(D)	1	(D)	—	(D)	—	(D)	1	(D)	—	(D)	62
8	2 042	5	1 134	30	15 345	5	986	3	456	6	637	15	7 178	63
3	3 166	5	1 545	18	14 484	3	(D)	—	(D)	4	1 003	8	11 202	64
38	20 329	71	(D)	278	(D)	41	(D)	10	1 868	36	11 299	153	137 132	65
—	(D)	3	(D)	7	(D)	7	680	—	(D)	—	(D)	2	(D)	66
4	332	14	2 901	22	9 529	8	(D)	—	(D)	8	719	2	(D)	67
2	(D)	6	671	13	4 507	5	(D)	—	(D)	—	(D)	—	(D)	68
2	(D)	8	2 230	9	5 022	3	(D)	—	(D)	4	(D)	2	(D)	69
28	9 605	42	15 382	131	83 155	18	9 228	2	(D)	16	(D)	33	8 940	70
19	7 066	19	6 649	105	65 012	17	(D)	2	(D)	12	(D)	22	8 095	71
9	2 539	23	8 733	26	18 143	1	(D)	—	(D)	4	(D)	11	845	72
—	(D)	2	(D)	9	6 711	2	(D)	—	(D)	2	(D)	3	(D)	73
14	2 919	45	9 878	47	19 321	21	3 356	1	(D)	8	(D)	16	4 565	74
2	(D)	4	(D)	9	1 453	4	730	—	(D)	1	(D)	1	(D)	75
4	543	14	2 246	23	9 588	11	1 964	—	(D)	3	105	10	3 970	76
8	(D)	27	(D)	15	8 280	6	662	1	(D)	4	(D)	5	(D)	77
1	(D)	6	905	18	6 439	10	1 636	—	(D)	—	(D)	1	(D)	78
—	(D)	1	(D)	11	4 160	9	(D)	—	(D)	—	(D)	3	(D)	79
1	(D)	5	(D)	7	2 279	1	(D)	—	(D)	2	(D)	—	(D)	80
6	587	8	1 583	22	11 638	8	1 140	—	(D)	3	(D)	7	1 943	81
—	(D)	1	(D)	2	(D)	—	(D)	—	(D)	—	(D)	—	(D)	82
2	(D)	3	520	11	6 717	6	(D)	—	(D)	1	(D)	3	(D)	83
4	(D)	4	(D)	9	(D)	2	(D)	—	(D)	2	(D)	4	(D)	84

SERVICE INDUSTRIES—GEOGRAPHIC AREA SERIES

OHIO OH-29

Table 4. Summary Statistics for Firms Subject to Federal Income Tax for Counties and for

[Includes only establishments with payroll. For meaning of abbreviations and symbols, see introductory text. For explanation of terms and comparability of 1987 and 1992 censuses, see

Geographic area	Establishments (number)	Receipts (\$1,000)	Annual payroll (\$1,000)	First-quarter payroll (\$1,000)	Paid employees for pay period including March 12 (number)	Selected kind-of-business or operation groups							
						Hotels, rooming houses, camps, and other lodging places (except membership lodging) (SIC 70 ex. 704)		Personal services (SIC 72)		Business services (SIC 73)		Automotive repair, services, and parking (SIC 75)	
						Number	Receipts (\$1,000)	Number	Receipts (\$1,000)	Number	Receipts (\$1,000)	Number	Receipts (\$1,000)
1 Pickaway County -----	180	49 625	18 747	4 249	1 501	3	(D)	29	3 431	16	3 324	17	2 439
2 Circleville -----	125	36 268	13 375	3 122	1 129	1	(D)	22	3 009	4	(D)	12	2 264
3 Balance of county -----	55	13 357	5 372	1 127	372	2	(D)	7	422	12	(D)	5	175
4 Pike County -----	78	22 302	8 789	2 010	654	5	563	16	1 758	4	1 370	7	(D)
5 Waverly City -----	43	6 788	1 965	431	173	1	(D)	13	(D)	2	(D)	4	334
6 Balance of county -----	35	15 514	6 824	1 579	481	4	(D)	3	(D)	2	(D)	3	(D)
7 Portage County -----	637	257 714	89 636	18 559	4 796	19	12 183	83	14 607	83	20 469	72	21 088
8 Aurora -----	67	89 027	26 668	4 434	1 179	2	(D)	6	(D)	14	3 580	3	561
9 Kent -----	166	52 944	18 631	4 358	1 347	4	3 970	28	4 117	25	9 734	16	5 039
10 Mogadore (part) ▲ -----	12	2 698	1 242	333	131	--	--	1	(D)	2	(D)	1	(D)
11 Ravenna -----	141	55 653	25 015	5 466	858	--	--	15	3 016	7	1 098	11	3 794
12 Streetsboro -----	27	9 285	4 044	914	253	5	1 229	6	993	3	(D)	2	(D)
13 Tallmadge (part) ▲ -----	--	--	--	--	--	--	--	--	--	--	--	--	--
14 Windham -----	2	(D)	(D)	(D)	AA	--	--	--	--	--	--	--	--
15 Balance of county -----	222	(D)	(D)	(D)	GG	8	(D)	27	(D)	32	(D)	39	(D)
16 Preble County -----	145	43 540	14 943	3 429	1 228	5	(D)	24	2 944	14	4 935	21	5 320
17 Eaton -----	78	23 575	8 468	1 895	699	1	(D)	14	2 320	6	3 219	8	2 513
18 Balance of county -----	67	19 965	6 475	1 534	529	4	(D)	10	624	8	1 716	3	2 807
19 Putnam County -----	118	27 508	9 197	2 083	757	--	--	20	1 971	7	1 113	15	3 888
20 Ottawa -----	43	12 128	3 975	949	370	--	--	4	1 044	2	(D)	6	951
21 Balance of county -----	75	15 380	5 222	1 134	387	--	--	16	927	5	(D)	9	2 937
22 Richland County -----	777	330 774	127 312	27 932	8 377	15	8 184	124	(D)	104	87 051	91	27 363
23 Crestline (part) ▲ -----	1	(D)	(D)	(D)	AA	--	--	--	--	--	--	--	--
24 Lexington -----	32	8 564	3 135	716	260	--	--	6	565	6	2 262	1	(D)
25 Mansfield -----	510	234 660	99 468	21 702	6 478	7	4 955	71	14 082	70	55 428	59	20 711
26 Ontario -----	30	11 994	2 625	591	242	--	--	10	(D)	6	4 862	1	(D)
27 Shelby -----	90	36 767	7 500	1 606	469	1	(D)	18	(D)	8	(D)	12	2 276
28 Balance of county -----	114	(D)	(D)	(D)	FF	7	(D)	19	(D)	14	(D)	18	(D)
29 Ross County -----	300	95 773	38 388	8 361	2 403	7	4 376	39	7 585	26	11 654	42	8 699
30 Chillicothe -----	237	80 530	33 208	7 252	2 035	5	(D)	35	7 027	21	(D)	24	5 528
31 Balance of county -----	63	15 243	5 180	1 109	368	2	(D)	4	558	5	(D)	18	3 171
32 Sandusky County -----	353	97 216	33 798	7 394	2 063	13	4 551	48	12 792	30	6 767	34	6 542
33 Bellevue (part) ▲ -----	52	15 896	6 770	1 412	403	--	--	9	2 174	2	(D)	2	(D)
34 Clyde -----	39	10 251	3 193	696	272	2	(D)	5	476	2	(D)	2	(D)
35 Fremont -----	173	47 621	15 923	3 378	906	7	4 112	24	5 256	15	4 815	14	3 109
36 Gibsonburg -----	8	3 902	1 029	359	105	--	--	3	(D)	--	--	--	--
37 Balance of county -----	81	19 546	6 883	1 549	377	4	(D)	7	(D)	11	1 634	16	2 824
38 Scioto County -----	365	124 148	50 093	11 182	2 949	11	6 406	56	8 053	43	12 346	38	7 846
39 New Boston -----	20	5 520	1 866	478	221	--	--	5	903	4	2 083	1	(D)
40 Portsmouth -----	240	81 014	35 148	7 172	1 628	4	1 680	33	5 038	26	7 432	23	5 166
41 Balance of county -----	105	37 614	13 079	3 532	1 100	7	4 726	18	2 112	13	2 831	14	(D)
42 Seneca County -----	287	78 313	32 535	6 954	2 179	3	(D)	48	5 698	24	9 724	33	7 411
43 Fostoria (part) ▲ -----	65	16 182	6 289	1 399	437	--	--	12	(D)	7	(D)	5	1 843
44 Tiffin -----	170	46 143	20 736	4 287	1 246	2	(D)	29	3 564	16	8 643	19	4 395
45 Balance of county -----	52	15 988	5 510	1 268	496	1	(D)	7	(D)	1	(D)	9	1 173
46 Shelby County -----	200	71 255	29 757	6 626	1 835	6	5 116	22	4 045	30	16 283	25	6 556
47 Sidney -----	141	54 070	23 838	5 349	1 445	4	(D)	16	3 507	23	11 966	14	4 061
48 Balance of county -----	59	17 185	5 919	1 277	390	2	(D)	6	538	7	4 317	11	2 495
49 Stark County -----	2 483	1 090 671	447 039	95 470	22 071	32	(D)	387	73 381	341	189 986	283	(D)
50 Alliance (part) ▲ -----	192	62 202	24 283	5 278	1 481	--	--	35	4 328	19	(D)	18	3 052
51 Canal Fulton -----	26	15 099	6 047	1 413	372	--	--	3	233	7	11 329	2	(D)
52 Canton -----	648	345 602	159 672	32 345	6 994	7	10 239	89	18 969	84	51 147	72	17 289
53 Louisville -----	38	8 249	2 644	601	173	--	--	9	1 052	2	(D)	5	1 619
54 Massillon -----	196	79 804	31 040	6 901	1 428	3	(D)	43	7 322	22	5 485	23	5 504
55 Minerva (part) ▲ -----	33	8 205	2 562	513	213	--	--	6	(D)	2	(D)	3	(D)
56 North Canton -----	159	42 390	15 321	3 371	878	1	(D)	29	5 697	26	8 082	12	3 243
57 Balance of county -----	1 191	529 120	205 470	45 048	10 532	21	(D)	173	(D)	179	106 854	148	39 084
58 Summit County -----	3 966	2 231 179	879 135	196 334	41 896	47	54 830	495	107 230	694	603 395	395	134 710
59 Akron -----	1 657	1 015 689	438 096	91 006	17 262	7	(D)	197	48 412	257	168 832	186	63 255
60 Barberton -----	145	52 530	21 196	4 756	1 013	1	(D)	25	7 163	11	4 761	19	5 178
61 Cuyahoga Falls -----	363	140 125	57 783	12 868	3 320	3	(D)	52	9 107	50	20 069	35	13 718
62 Fairlawn -----	198	92 819	39 401	8 244	1 912	3	8 935	33	7 820	31	19 730	6	3 864
63 Green ▲ -----	14	5 067	2 079	434	93	1	(D)	1	(D)	5	3 573	3	(D)
64 Hudson Village -----	146	56 176	25 531	6 229	1 877	--	--	18	2 766	47	30 200	2	(D)
65 Lakemore -----	11	1 617	713	179	50	--	--	4	504	1	(D)	1	(D)
66 Macedonia -----	52	34 524	8 273	1 809	480	3	1 838	12	(D)	16	17 074	4	1 348
67 Mogadore (part) ▲ -----	23	3 960	1 042	231	110	--	--	4	(D)	5	(D)	3	(D)
68 Munroe Falls -----	28	6 352	2 458	589	1 482	--	--	3	234	7	2 098	--	--
69 Northfield -----	43	34 123	4 830	1 303	416	2	(D)	8	(D)	6	(D)	5	1 250
70 Norton (part) ▲ -----	72	15 398	4 973	1 121	299	--	--	9	1 109	9	1 527	14	3 947
71 Richfield -----	42	38 620	12 720	2 942	1 051	3	(D)	2	(D)	6	3 263	10	7 377
72 Silver Lake -----	8	4 015	1 482	289	69	--	--	2	(D)	3	(D)	1	(D)
73 Stow -----	177	76 418	29 753	7 318	1 719	--	--	28	5 724	29	5 420	12	3 869
74 Tallmadge (part) ▲ -----	130	53 921	23 775	4 636	1 151	--	--	18	2 585	20	13 975	22	9 958
75 Twinsburg -----	117	143 820	37 560	8 712	1 344	2	(D)	7	788	41	108 740	4	1 920
76 Balance of county -----	740	456 005	167 470	43 668	8 248	22	(D)	74	(D)	150	201 116	68	(D)
77 Trumbull County -----	1 291	526 782	207 655	46 070	10 994	22	(D)	160	24 162	135	75 186	153	62 749
78 Cortland -----	60	25 411	8 834	1 851	535	--	--	11	1 759	5	395	5	1 661
79 Girard -----	81	37 530	10 742	2 304	633	2	(D)	14	1 321	9	5 034	15	14 908
80 Hubbard -----	72	20 327	6 845	1 493	397	--	--	8	1 583	6	(D)	17	6 456
81 Lordstown -----	3	(D)	(D)	(D)	BB	--	--	--	--	1	(D)	1	(D)
82 McDonald -----	5	(D)	(D)	(D)	BB	--	--	1	(D)	1	(D)	2	(D)

Places With 2,500 Inhabitants or More: 1992 —Con.

appendix A. For information on geographic areas followed by ▲, see appendix F]

Selected kind-of-business or operation groups —Con.														
Miscellaneous repair services (SIC 76)		Amusement and recreation services, including motion pictures and museums (SIC 78, 79, 84)		Health services (SIC 80)		Legal services (SIC 81)		Selected educational services (SIC 823, 4, 9)		Social services (SIC 83)		Engineering, accounting, research, management, and related services (except noncommercial research organizations) (SIC 87 ex. 8733)		
Number	Receipts (\$1,000)	Number	Receipts (\$1,000)	Number	Receipts (\$1,000)	Number	Receipts (\$1,000)	Number	Receipts (\$1,000)	Number	Receipts (\$1,000)	Number	Receipts (\$1,000)	
9	2 640	18	4 342	43	21 854	20	3 964	1	(D)	6	(D)	17	5 777	1
4	(D)	11	1 548	36	17 810	17	(D)	1	(D)	5	653	12	5 227	2
5	(D)	7	2 794	7	4 044	3	(D)	—	—	1	(D)	5	550	3
3	(D)	5	(D)	20	13 986	6	522	—	—	9	1 863	3	(D)	4
—	—	3	274	10	2 655	5	(D)	—	—	3	(D)	2	(D)	5
3	(D)	2	(D)	10	11 331	1	(D)	—	—	6	(D)	1	(D)	6
29	7 797	70	76 134	166	75 328	38	7 318	3	(D)	9	1 490	63	16 329	7
5	2 034	9	(D)	11	9 880	2	(D)	—	—	2	(D)	12	4 522	8
5	(D)	9	2 565	48	16 618	11	2 084	1	(D)	1	(D)	18	4 032	9
1	(D)	2	(D)	3	(D)	—	—	—	—	—	—	2	(D)	10
4	1 013	7	1 948	67	35 782	22	4 134	1	(D)	1	(D)	6	(D)	11
—	—	3	543	7	3 964	1	(D)	—	—	—	—	—	—	12
—	—	—	(D)	—	(D)	—	—	—	—	—	—	—	—	13
14	(D)	39	(D)	29	7 837	2	(D)	—	—	—	—	—	—	14
4	(D)	10	2 735	32	17 272	17	1 779	1	(D)	6	832	11	2 773	16
—	—	3	876	25	11 981	14	1 442	1	(D)	2	(D)	4	680	17
4	(D)	7	1 859	7	5 291	3	337	—	—	4	(D)	7	2 093	18
8	2 110	15	2 316	31	12 376	9	1 930	—	—	7	854	6	950	19
1	(D)	7	1 236	15	6 268	3	1 266	—	—	1	(D)	4	(D)	20
7	(D)	8	1 080	16	6 108	6	664	—	—	6	(D)	2	(D)	21
33	(D)	59	15 758	218	117 083	46	13 105	7	602	13	(D)	64	28 359	22
—	—	—	(D)	1	(D)	—	—	—	—	—	—	—	—	23
2	(D)	5	1 311	6	3 187	—	—	—	—	2	(D)	4	625	24
21	8 173	29	7 606	161	92 225	39	12 226	4	553	7	(D)	41	17 788	25
—	—	6	2 890	5	2 101	—	—	—	—	1	(D)	1	(D)	26
3	577	4	(D)	27	8 015	7	879	2	(D)	1	(D)	7	1 900	27
7	(D)	15	(D)	18	(D)	—	—	1	(D)	2	(D)	11	(D)	28
12	2 788	31	6 427	84	44 080	29	4 336	5	2 017	6	510	19	3 301	29
8	2 064	19	3 841	73	39 738	28	(D)	2	(D)	4	(D)	18	(D)	30
4	724	12	2 586	11	4 342	1	(D)	3	(D)	3	(D)	1	(D)	31
15	3 182	28	6 168	100	41 646	32	4 840	1	(D)	17	(D)	34	8 928	32
—	—	5	(D)	20	8 485	2	(D)	—	—	—	—	12	(D)	33
1	(D)	5	1 916	12	5 883	6	746	—	—	2	(D)	2	(D)	34
6	1 304	10	1 730	46	19 467	21	2 414	1	(D)	13	(D)	16	4 497	35
—	—	—	(D)	4	(D)	—	—	—	—	1	(D)	—	—	36
8	(D)	8	(D)	18	(D)	3	(D)	—	—	1	(D)	4	472	37
10	(D)	26	4 331	122	68 383	30	7 486	1	(D)	10	1 478	18	6 683	38
2	(D)	3	(D)	4	721	—	—	—	—	1	(D)	—	—	39
6	586	9	1 420	96	48 347	26	6 680	—	—	5	324	12	4 341	40
2	(D)	14	(D)	22	19 315	4	806	1	(D)	4	(D)	6	2 342	41
9	2 349	28	5 880	83	34 789	28	3 839	2	(D)	8	948	21	6 258	42
1	(D)	9	(D)	17	7 385	11	(D)	—	—	—	—	3	(D)	43
3	(D)	14	2 160	51	21 794	16	2 890	2	(D)	5	(D)	13	1 464	44
5	(D)	5	(D)	15	5 610	1	(D)	—	—	3	(D)	5	(D)	45
10	2 718	22	3 579	51	21 707	14	5 728	2	(D)	3	(D)	15	5 145	46
5	1 115	17	2 836	37	16 587	12	(D)	1	(D)	1	(D)	11	4 955	47
5	1 603	5	743	14	5 120	2	(D)	1	(D)	2	(D)	4	190	48
97	60 243	162	(D)	669	402 310	182	62 193	16	3 095	58	(D)	240	137 466	49
4	161	10	(D)	71	36 449	23	5 261	—	—	3	(D)	9	2 045	50
—	—	5	(D)	6	2 130	1	(D)	—	—	1	(D)	1	(D)	51
24	12 155	24	12 189	179	139 624	89	41 296	4	(D)	11	1 801	61	39 314	52
2	(D)	4	430	8	3 527	1	(D)	—	—	3	417	4	412	53
6	(D)	11	5 815	44	25 427	18	2 473	2	(D)	10	1 711	12	8 941	54
—	—	4	(D)	8	(D)	5	807	—	—	—	—	5	(D)	55
4	3 100	10	1 928	45	12 699	4	529	3	(D)	4	754	21	5 112	56
57	(D)	94	(D)	308	(D)	41	(D)	7	(D)	26	2 435	127	81 032	57
156	69 603	249	143 852	1 051	645 698	275	117 384	33	(D)	85	17 971	462	320 614	58
58	33 126	94	36 784	485	368 051	191	99 821	9	1 819	21	5 125	147	174 977	59
10	1 709	8	1 617	48	27 800	7	673	2	(D)	5	428	9	2 744	60
11	5 453	12	5 947	142	58 452	16	3 288	1	(D)	6	(D)	32	11 510	61
2	(D)	5	1 735	62	28 305	13	3 041	4	916	4	(D)	34	16 896	62
1	(D)	—	—	1	(D)	—	—	—	—	—	—	—	—	63
—	—	5	1 593	25	9 034	4	(D)	3	567	4	947	36	9 533	64
—	—	1	(D)	3	(D)	—	—	—	—	1	(D)	—	—	65
4	1 555	5	767	4	745	—	—	—	—	1	(D)	3	(D)	66
3	(D)	2	(D)	2	(D)	1	(D)	—	—	1	(D)	2	(D)	67
—	—	3	(D)	7	2 792	—	—	—	—	1	(D)	7	585	68
—	—	8	(D)	6	(D)	3	(D)	—	—	—	—	5	(D)	69
3	430	6	1 832	13	4 000	2	(D)	—	—	5	(D)	11	1 840	70
4	(D)	5	(D)	5	4 690	—	—	—	—	—	—	6	3 344	71
—	—	2	(D)	—	—	—	—	—	—	—	—	2	(D)	72
8	1 652	17	4 349	40	30 860	6	984	3	345	4	1 115	25	19 013	73
4	1 144	10	2 649	38	21 328	6	662	—	—	—	—	12	1 620	74
8	4 171	4	550	18	11 335	3	(D)	3	(D)	3	440	23	11 094	75
40	(D)	62	(D)	152	75 143	23	(D)	6	1 871	29	(D)	108	(D)	76
62	23 272	102	27 939	416	228 118	90	21 194	8	(D)	34	(D)	106	42 645	77
1	(D)	8	1 676	19	17 095	2	(D)	3	(D)	—	—	6	1 854	78
2	(D)	6	1 415	20	6 498	3	(D)	—	—	4	(D)	5	1 941	79
3	(D)	5	(D)	20	5 672	5	404	—	—	3	142	5	918	80
1	(D)	—	—	—	—	—	—	—	—	—	—	—	—	81
—	—	—	—	—	—	1	(D)	—	—	—	—	—	—	82

SERVICE INDUSTRIES—GEOGRAPHIC AREA SERIES

Table 4. Summary Statistics for Firms Subject to Federal Income Tax for Counties and for

[Includes only establishments with payroll. For meaning of abbreviations and symbols, see introductory text. For explanation of terms and comparability of 1987 and 1992 censuses, see

	Geographic area	Establishments (number)	Receipts (\$1,000)	Annual payroll (\$1,000)	First-quarter payroll (\$1,000)	Paid employees for pay period including March 12 (number)	Selected kind-of-business or operation groups							
							Hotels, rooming houses, camps, and other lodging places (except membership lodging) (SIC 70 ex. 704)		Personal services (SIC 72)		Business services (SIC 73)		Automotive repair, services, and parking (SIC 75)	
							Number	Receipts (\$1,000)	Number	Receipts (\$1,000)	Number	Receipts (\$1,000)	Number	Receipts (\$1,000)
1	Trumbull County—Con.													
2	Newton Falls -----	33	8 021	2 808	473	218	3	(D)	7	949	—	—	3	405
7	Niles -----	158	53 001	19 512	4 087	1 244	4	(D)	29	4 371	15	6 717	18	4 394
3	Warren -----	566	247 928	102 246	21 943	4 457	8	6 760	63	10 790	55	37 043	54	18 991
4	Youngstown (part) ▲ -----	23	11 997	6 174	2 723	324	—	—	1	(D)	5	2 190	1	(D)
5	Balance of county -----	290	116 650	48 211	10 540	3 098	5	(D)	26	(D)	38	(D)	37	14 772
6	Tuscarawas County -----	519	205 981	69 964	15 262	4 270	12	4 616	81	12 547	44	22 541	68	23 153
7	Dennison -----	14	2 695	1 256	290	68	—	—	3	(D)	—	—	—	—
8	Dover -----	133	64 070	22 648	4 879	1 296	1	(D)	11	1 087	9	3 226	13	5 105
9	Newcomerstown -----	36	14 477	4 737	1 070	282	1	(D)	9	920	—	—	4	595
10	New Philadelphia -----	170	65 414	24 738	5 447	1 601	5	2 613	36	7 396	17	7 575	20	4 883
11	Uhrichsville -----	42	8 669	3 221	724	253	1	(D)	6	513	4	(D)	8	1 120
12	Balance of county -----	124	50 656	13 364	2 852	770	4	400	16	(D)	14	(D)	23	11 450
13	Union County -----	152	103 797	39 431	9 603	2 955	1	(D)	30	3 894	17	18 394	20	9 398
14	Dublin (part) ▲ -----	—	—	—	—	—	—	—	—	—	—	—	—	—
15	Marysville -----	102	94 634	36 446	8 925	2 763	1	(D)	20	3 192	11	17 720	12	6 944
16	Balance of county -----	50	9 163	2 985	678	192	—	—	10	702	6	674	8	2 454
17	Van Wert County -----	146	41 252	14 992	3 241	868	4	(D)	25	4 171	14	2 009	14	2 782
18	Delphos (part) ▲ -----	18	2 943	868	167	54	—	—	6	(D)	—	(D)	—	—
19	Van Wert -----	102	28 015	11 328	2 464	599	3	(D)	15	2 467	11	1 928	11	2 546
20	Balance of county -----	26	10 294	2 796	610	215	1	(D)	4	(D)	2	(D)	3	236
21	Vinton County -----	17	4 866	1 948	422	156	—	—	3	(D)	1	(D)	1	(D)
22	Warren County -----	525	303 026	98 704	20 202	5 370	23	16 067	73	22 266	92	(D)	34	7 048
23	Blanchester (part) ▲ -----	—	—	—	—	—	—	—	—	—	—	—	—	—
24	Carlisle (part) ▲ -----	4	(D)	(D)	(D)	BB	—	—	1	(D)	—	—	2	(D)
25	Franklin -----	82	33 018	12 330	3 103	789	6	2 296	18	6 751	13	5 942	5	666
26	Lebanon -----	131	45 250	15 213	3 872	1 142	6	(D)	18	4 068	17	4 428	15	2 540
27	Loveland (part) ▲ -----	—	—	—	—	—	—	—	—	—	—	—	—	—
28	Mason -----	98	68 374	26 701	5 855	1 362	2	(D)	10	8 663	22	24 146	3	679
29	Middletown (part) ▲ -----	3	(D)	(D)	(D)	AA	—	—	—	—	—	—	—	—
30	Monroe (part) ▲ -----	—	—	—	—	—	—	—	—	—	—	—	—	—
31	South Lebanon -----	4	340	99	21	13	1	(D)	2	(D)	—	—	—	—
32	Springboro (part) ▲ -----	62	15 425	5 583	1 333	479	—	—	8	(D)	11	(D)	4	815
33	Balance of county -----	141	136 997	37 445	5 696	1 505	8	(D)	16	1 734	29	(D)	5	(D)
34	Washington County -----	351	128 738	45 936	10 190	2 681	9	7 529	54	7 568	54	19 718	43	12 845
35	Belpre -----	53	17 318	5 013	1 277	309	—	—	13	1 783	9	6 774	9	1 484
36	Marietta -----	200	88 154	32 588	7 091	1 808	9	7 529	25	4 664	24	7 809	17	7 423
37	Balance of county -----	98	23 266	8 335	1 822	564	—	—	16	1 121	21	5 135	17	3 938
38	Wayne County -----	477	181 509	62 671	13 336	3 559	11	4 340	80	10 929	64	34 834	50	17 725
39	Doylestown -----	15	5 413	2 250	561	187	—	—	5	642	—	—	1	(D)
40	Norton (part) ▲ -----	—	—	—	—	—	—	—	—	—	—	—	—	—
41	Orrville -----	53	16 090	6 953	1 534	462	—	—	12	1 341	5	1 517	3	1 218
42	Rittman (part) ▲ -----	25	(D)	(D)	(D)	CC	—	—	5	(D)	2	(D)	3	484
43	Wooster -----	229	105 783	36 318	7 476	1 811	4	3 471	44	6 367	27	26 208	19	9 574
44	Balance of county -----	155	(D)	(D)	(D)	FF	7	869	14	(D)	30	(D)	24	(D)
45	Williams County -----	159	66 373	27 935	5 496	1 551	9	4 149	22	5 069	21	7 335	22	6 520
46	Bryan -----	67	42 256	19 133	3 290	814	2	(D)	10	2 645	12	3 849	9	3 491
47	Montpelier -----	27	8 041	2 754	656	259	2	(D)	5	765	1	(D)	3	(D)
48	Balance of county -----	65	16 076	6 048	1 550	478	5	(D)	7	1 659	8	(D)	10	(D)
49	Wood County -----	598	283 431	112 586	24 890	6 781	22	25 521	87	14 588	80	61 931	61	26 205
50	Bowling Green -----	182	62 214	22 336	5 020	1 460	5	2 037	33	4 709	26	8 137	11	4 283
51	Fostoria (part) ▲ -----	4	1 537	725	157	30	—	—	—	—	—	—	1	(D)
52	North Baltimore -----	17	4 135	1 524	371	140	—	—	3	(D)	1	(D)	2	(D)
53	Northwood -----	44	34 750	18 714	4 796	985	1	(D)	12	1 658	5	3 085	8	2 532
54	Perrysburg -----	146	85 907	40 306	8 199	2 329	3	2 115	17	4 889	24	39 952	11	4 120
55	Rossford -----	31	7 476	2 626	735	178	1	(D)	4	446	2	(D)	1	(D)
56	Walbridge -----	18	5 730	1 725	376	99	—	—	2	(D)	6	1 070	3	(D)
57	Balance of county -----	156	81 682	24 630	5 236	1 560	12	(D)	16	2 272	16	(D)	24	12 141
58	Wyandot County -----	106	21 962	7 550	1 745	590	2	(D)	15	3 692	8	1 076	15	3 313
59	Carey -----	10	1 789	497	111	37	—	—	2	(D)	—	—	1	(D)
60	Upper Sandusky -----	68	15 908	5 415	1 256	441	2	(D)	9	3 079	5	627	13	(D)
61	Balance of county -----	28	4 265	1 638	378	112	—	—	4	(D)	3	449	1	(D)

Places With 2,500 Inhabitants or More: 1992 —Con.

appendix A. For information on geographic areas followed by ▲, see appendix F]

Selected kind-of-business or operation groups —Con.													
Miscellaneous repair services (SIC 76)		Amusement and recreation services, including motion pictures and museums (SIC 78, 79, 84)		Health services (SIC 80)		Legal services (SIC 81)		Selected educational services (SIC 823, 4, 9)		Social services (SIC 83)		Engineering, accounting, research, management, and related services (except noncommercial research organizations) (SIC 87 ex. 8733)	
Number	Receipts (\$1,000)	Number	Receipts (\$1,000)	Number	Receipts (\$1,000)	Number	Receipts (\$1,000)	Number	Receipts (\$1,000)	Number	Receipts (\$1,000)	Number	Receipts (\$1,000)
1	(D)	5	1 299	9	4 639	2	(D)	—	—	—	—	3	303
13	5 091	13	7 126	33	16 940	8	1 873	1	(D)	5	1 020	19	4 236
14	2 926	28	7 659	229	122 476	64	17 056	1	(D)	12	(D)	38	23 232
1	(D)	1	(D)	12	6 161	—	(D)	—	(D)	1	(D)	1	232
26	10 340	36	(D)	74	48 637	5	(D)	3	(D)	9	(D)	29	(D)
33	35 359	41	8 122	142	69 570	35	8 937	6	413	13	1 188	39	19 079
2	(D)	1	(D)	7	1 283	—	(D)	—	(D)	1	(D)	—	(D)
6	(D)	5	970	62	34 682	8	1 299	2	(D)	2	(D)	12	7 752
1	(D)	4	1 423	12	6 038	2	(D)	1	(D)	1	(D)	1	(D)
8	8 586	13	3 248	27	16 052	18	6 092	2	(D)	5	253	17	8 234
1	(D)	4	766	11	3 727	3	(D)	1	(D)	2	(D)	1	(D)
15	12 538	14	(D)	23	7 788	4	480	—	(D)	2	(D)	8	(D)
3	(D)	7	(D)	40	16 814	13	(D)	1	(D)	4	(D)	16	(D)
—	(D)	—	(D)	—	(D)	—	(D)	—	(D)	—	(D)	—	(D)
2	(D)	5	(D)	28	14 313	11	(D)	1	(D)	4	(D)	7	(D)
1	(D)	2	(D)	12	2 501	2	(D)	—	(D)	—	(D)	9	(D)
6	426	9	2 194	47	24 566	15	2 741	—	(D)	4	(D)	7	1 225
2	(D)	1	(D)	4	1 023	3	(D)	—	(D)	—	(D)	1	(D)
2	(D)	6	(D)	35	14 699	12	(D)	—	(D)	2	(D)	4	1 080
2	(D)	2	(D)	8	8 844	—	(D)	—	(D)	2	(D)	2	(D)
1	(D)	3	202	3	(D)	1	(D)	—	(D)	—	(D)	2	(D)
23	(D)	46	114 172	106	57 528	36	8 232	1	(D)	15	(D)	69	21 649
—	(D)	—	(D)	—	(D)	—	(D)	—	(D)	—	(D)	—	(D)
3	(D)	7	1 354	8	8 108	6	1 989	—	(D)	—	(D)	15	5 204
7	2 570	9	(D)	25	15 927	16	3 796	—	(D)	2	(D)	16	5 379
—	(D)	—	(D)	—	(D)	—	(D)	—	(D)	—	(D)	—	(D)
2	(D)	9	6 373	23	16 664	5	937	—	(D)	7	1 317	12	6 680
—	(D)	—	(D)	2	(D)	—	(D)	—	(D)	—	(D)	—	(D)
—	(D)	—	(D)	—	(D)	—	(D)	—	(D)	—	(D)	—	(D)
4	382	1	(D)	22	7 676	6	1 253	—	(D)	4	589	2	(D)
7	(D)	19	(D)	25	(D)	3	257	1	(D)	2	(D)	23	(D)
20	8 350	22	3 502	91	50 057	17	5 534	—	(D)	7	(D)	29	6 612
5	2 805	5	556	8	2 609	2	(D)	—	(D)	1	(D)	1	(D)
6	3 304	9	1 888	67	39 274	15	(D)	—	(D)	4	359	21	6 123
9	2 241	8	1 058	16	8 174	—	(D)	—	(D)	2	(D)	7	(D)
25	15 503	32	5 517	111	66 180	31	10 067	4	(D)	19	3 673	45	12 012
—	(D)	2	(D)	3	(D)	—	(D)	—	(D)	1	(D)	3	(D)
—	(D)	—	(D)	—	(D)	—	(D)	—	(D)	—	(D)	—	(D)
1	(D)	7	1 177	15	9 057	5	1 294	1	(D)	—	(D)	5	(D)
7	2 829	1	(D)	8	4 676	4	982	1	(D)	—	(D)	—	(D)
17	(D)	9	1 524	62	36 566	18	7 449	1	(D)	7	1 619	27	9 929
—	(D)	13	(D)	23	(D)	4	342	1	(D)	11	(D)	10	(D)
8	1 619	14	3 268	37	32 830	9	3 523	1	(D)	4	(D)	12	1 747
5	(D)	3	717	14	25 623	5	3 084	—	(D)	—	(D)	7	1 070
—	(D)	—	(D)	9	2 814	2	(D)	—	(D)	—	(D)	1	(D)
3	(D)	8	(D)	14	4 393	2	(D)	1	(D)	3	(D)	4	(D)
31	14 061	45	(D)	138	65 845	38	10 363	5	(D)	17	3 219	70	47 223
4	788	12	2 904	51	25 060	19	4 760	2	(D)	3	(D)	16	8 910
—	(D)	—	(D)	3	(D)	—	(D)	—	(D)	—	(D)	—	(D)
—	(D)	2	(D)	7	2 396	2	(D)	—	(D)	—	(D)	—	(D)
2	(D)	4	551	4	1 016	2	(D)	—	(D)	—	(D)	6	24 551
8	5 385	7	1 017	35	16 438	7	2 851	3	1 017	7	987	24	7 136
1	(D)	3	1 344	13	4 656	1	(D)	—	(D)	—	(D)	2	(D)
2	(D)	1	(D)	1	(D)	—	(D)	—	(D)	—	(D)	2	(D)
14	(D)	16	(D)	24	(D)	7	1 691	—	(D)	—	(D)	20	(D)
5	651	12	1 345	23	7 983	11	1 884	1	(D)	3	(D)	11	1 122
—	(D)	2	(D)	2	(D)	3	(D)	—	(D)	—	(D)	—	(D)
2	(D)	5	532	17	6 112	7	1 279	—	(D)	—	(D)	7	526
3	(D)	5	(D)	4	(D)	1	(D)	1	(D)	2	(D)	4	596

Table 5. Summary Statistics for Firms Subject to Federal Income Tax for Places With 350 Establishments or More: 1992

[Includes only establishments with payroll. For meaning of abbreviations and symbols, see introductory text. For explanation of terms and comparability of 1987 and 1992 censuses, see appendix A. For information on geographic areas followed by ▲, see appendix F]

SIC code	Geographic area and kind of business or operation	Establishments (number)	Receipts (\$1,000)	Annual payroll (\$1,000)	First-quarter payroll (\$1,000)	Paid employees for pay period including March 12 (number)
	AKRON					
	Total	1 657	1 015 689	438 096	91 006	17 262
70 ex. 704	Hotels, rooming houses, camps, and other lodging places (except membership lodging)	7	(D)	(D)	(D)	EE
7011	Hotels and motels	7	(D)	(D)	(D)	EE
7011 pt.	Hotels	3	(D)	(D)	(D)	EE
7011 pt.	Motels, motor hotels, and tourist courts	4	(D)	(D)	(D)	BB
702, 3	Other lodging places	—	—	—	—	—
72	Personal services	197	48 412	18 373	4 130	1 491
721	Laundry, cleaning, and garment services	53	21 637	8 582	1 922	682
7211	Power laundries, family and commercial*	1	(D)	(D)	(D)	AA
7213	Linen supply*	1	(D)	(D)	(D)	BB
7215	Coin-operated laundries and drycleaning	13	(D)	(D)	(D)	BB
7216	Drycleaning plants, except rug cleaning*	26	8 054	3 444	766	329
7217	Carpet and upholstery cleaning	7	1 304	580	112	43
7218	Industrial laundriers*	3	8 616	3 281	797	193
7212, 9	Other laundry, cleaning, and garment services*	2	(D)	(D)	(D)	AA
722	Photographic studios, portrait	14	4 009	1 039	243	110
723, 4	Beauty and barber shops	86	8 257	4 093	975	442
723	Beauty shops	82	8 103	4 027	958	434
724	Barber shops	4	154	66	17	8
725	Shoe repair shops and shoeshine parlors	2	(D)	(D)	(D)	AA
726	Funeral service and crematories	18	11 615	3 856	790	173
729	Miscellaneous personal services	24	(D)	(D)	(D)	BB
73	Business services	257	168 832	78 559	17 847	5 430
731	Advertising	17	10 543	5 275	1 021	124
732	Consumer credit reporting agencies, mercantile reporting agencies, and adjustment and collection agencies	4	620	218	64	24
733	Mailing, reproduction, commercial art and photography, and stenographic services	36	22 431	7 911	1 653	331
734	Services to dwellings and other buildings	49	13 190	6 630	1 480	526
735	Miscellaneous equipment rental and leasing	22	18 581	4 871	1 223	236
736	Personnel supply services	41	38 966	28 478	6 334	2 636
737	Computer programming, data processing, and other computer related services	23	25 851	9 413	2 278	282
7371, 2, 3	Computer programming, prepackaged software, and integrated systems	15	15 693	7 265	1 719	184
7374, 5, 6	Data processing services	3	(D)	(D)	(D)	AA
7377, 8, 9	Computer rental and leasing, maintenance, and related services, n.e.c.	5	(D)	(D)	(D)	BB
738	Miscellaneous business services	65	38 650	15 763	3 794	1 271
75	Automotive repair, services, and parking	186	63 255	17 280	4 071	1 062
751	Automotive rental and leasing, without drivers	13	(D)	(D)	(D)	BB
752	Automobile parking	13	(D)	(D)	(D)	CC
753	Automotive repair shops	126	43 969	12 161	2 821	594
7532	Top, body, and upholstery repair shops and paint shops	35	14 778	4 542	1 055	196
7538	General automotive repair shops	48	11 185	3 021	729	183
7533, 4, 6, 7, 9	Other automotive repair shops	43	18 006	4 598	1 037	215
754	Automotive services, except repair	34	8 211	2 744	686	278
76	Miscellaneous repair services	58	33 126	11 523	2 565	480
762	Electrical repair shops	15	11 484	4 534	1 013	198
7622	Radio and television repair shops	2	(D)	(D)	(D)	AA
7623, 9	Other electrical and electronic repair shops	13	(D)	(D)	(D)	CC
763	Watch, clock, and jewelry repair	—	—	—	—	—
764	Reupholstery and furniture repair	8	813	245	53	19
769	Miscellaneous repair and related services	35	20 829	6 744	1 499	263
78, 79, 84	Amusement and recreation services, including motion pictures and museums	94	36 784	9 199	1 851	816
781, 2	Motion picture production, distribution, and services	5	978	570	131	26
783	Motion picture theaters	6	2 982	607	147	83
784	Video tape rental	27	5 279	1 026	255	129
792	Theatrical producers (except motion picture), bands, orchestras, and entertainers	5	629	229	45	11
793	Bowling centers	10	3 815	1 163	324	167
79 ex. 792, 3, 84	Commercial sports and other amusement and recreation services, including museums	41	23 101	5 604	949	400
80	Health services	485	368 051	189 116	36 721	4 477
801	Offices and clinics of doctors of medicine	281	262 670	143 443	26 523	1 933
802	Offices and clinics of dentists	103	29 085	10 840	2 474	524
803	Offices and clinics of doctors of osteopathy	12	8 169	4 743	723	55
804	Offices and clinics of other health practitioners	55	13 954	5 346	1 185	232
805	Nursing and personal care facilities	8	30 775	13 994	3 257	897
806	Hospitals	—	—	—	—	—
807, 8, 9	Other health services	26	23 398	10 750	2 559	836
81	Legal services	191	99 821	48 976	9 828	1 210
823, 4, 9	Selected educational services	9	1 819	910	270	117

Table 5. Summary Statistics for Firms Subject to Federal Income Tax for Places With 350 Establishments or More: 1992 — Con.

[Includes only establishments with payroll. For meaning of abbreviations and symbols, see introductory text. For explanation of terms and comparability of 1987 and 1992 censuses, see appendix A. For information on geographic areas followed by ▲, see appendix F]

SIC code	Geographic area and kind of business or operation	Establishments (number)	Receipts (\$1,000)	Annual payroll (\$1,000)	First-quarter payroll (\$1,000)	Paid employees for pay period including March 12 (number)
	AKRON—Con.					
83	Social services	21	5 125	1 724	378	178
835	Child day care services	12	1 962	996	218	134
832, 3, 6, 9	Other social services	9	3 163	728	160	44
87 ex. 8733	Engineering, accounting, research, management, and related services (except noncommercial research organizations)	147	174 977	57 228	12 103	1 555
871	Engineering, architectural, and surveying services	40	72 801	20 477	4 278	493
872	Accounting, auditing, and bookkeeping services	54	33 909	16 681	3 689	497
873 ex. 8733	Research, development, and testing services (except noncommercial research organizations)	7	6 686	3 787	896	132
874	Management and public relations services	46	61 581	16 283	3 240	433
89	Services, n.e.c.	5	(D)	(D)	(D)	BB
	BEACHWOOD					
	Total	510	474 571	259 701	56 457	9 495
70 ex. 704	Hotels, rooming houses, camps, and other lodging places (except membership lodging)	8	20 736	6 338	1 424	653
7011	Hotels and motels	8	20 736	6 338	1 424	653
7011 pt.	Hotels	6	(D)	(D)	(D)	FF
7011 pt.	Motels, motor hotels, and tourist courts	2	(D)	(D)	(D)	BB
702, 3	Other lodging places	—	—	—	—	—
72	Personal services	27	13 894	5 448	1 327	334
721	Laundry, cleaning, and garment services	1	(D)	(D)	(D)	AA
7211	Power laundries, family and commercial*	—	—	—	—	—
7213	Linen supply*	—	—	—	—	—
7215	Coin-operated laundries and drycleaning	1	(D)	(D)	(D)	AA
7216	Drycleaning plants, except rug cleaning*	—	—	—	—	—
7217	Carpet and upholstery cleaning	—	—	—	—	—
7218	Industrial launderers*	—	—	—	—	—
7212, 9	Other laundry, cleaning, and garment services*	—	—	—	—	—
722	Photographic studios, portrait	1	(D)	(D)	(D)	AA
723, 4	Beauty and barber shops	16	5 749	3 036	747	207
723	Beauty shops	16	5 749	3 036	747	207
724	Barber shops	—	—	—	—	—
725	Shoe repair shops and shoeshine parlors	—	—	—	—	—
726	Funeral service and crematories	—	—	—	—	—
729	Miscellaneous personal services	9	(D)	(D)	(D)	CC
73	Business services	102	209 419	134 921	30 530	5 170
731	Advertising	12	15 657	5 477	1 542	139
732	Consumer credit reporting agencies, mercantile reporting agencies, and adjustment and collection agencies	6	14 426	6 584	1 533	221
733	Mailing, reproduction, commercial art and photography, and stenographic services	8	3 344	1 470	341	36
734	Services to dwellings and other buildings	2	(D)	(D)	(D)	AA
735	Miscellaneous equipment rental and leasing	4	(D)	(D)	(D)	AA
736	Personnel supply services	27	98 314	80 857	16 919	3 469
737	Computer programming, data processing, and other computer related services	29	67 573	38 036	9 472	1 100
7371, 2, 3	Computer programming, prepackaged software, and integrated systems	19	42 857	23 086	5 774	511
7374, 5, 6	Data processing services	4	(D)	(D)	(D)	CC
7377, 8, 9	Computer rental and leasing, maintenance, and related services, n.e.c.	6	(D)	(D)	(D)	EE
738	Miscellaneous business services	14	8 809	2 267	661	191
75	Automotive repair, services, and parking	7	2 993	348	83	22
751	Automotive rental and leasing, without drivers	3	(D)	(D)	(D)	AA
752	Automobile parking	—	—	—	—	—
753	Automotive repair shops	2	(D)	(D)	(D)	AA
7532	Top, body, and upholstery repair shops and paint shops	—	—	—	—	—
7538	General automotive repair shops	1	(D)	(D)	(D)	AA
7533, 4, 6, 7, 9	Other automotive repair shops	1	(D)	(D)	(D)	AA
754	Automotive services, except repair	2	(D)	(D)	(D)	AA
76	Miscellaneous repair services	5	2 308	830	161	20
762	Electrical repair shops	2	(D)	(D)	(D)	AA
7622	Radio and television repair shops	—	—	—	—	—
7623, 9	Other electrical and electronic repair shops	2	(D)	(D)	(D)	AA
763	Watch, clock, and jewelry repair	2	(D)	(D)	(D)	AA
764	Reupholstery and furniture repair	—	—	—	—	—
769	Miscellaneous repair and related services	1	(D)	(D)	(D)	AA

Table 5. Summary Statistics for Firms Subject to Federal Income Tax for Places With 350 Establishments or More: 1992 — Con.

[Includes only establishments with payroll. For meaning of abbreviations and symbols, see introductory text. For explanation of terms and comparability of 1987 and 1992 censuses, see appendix A. For information on geographic areas followed by ▲, see appendix F]

SIC code	Geographic area and kind of business or operation	Establishments (number)	Receipts (\$1,000)	Annual payroll (\$1,000)	First-quarter payroll (\$1,000)	Paid employees for pay period including March 12 (number)
BEACHWOOD—Con.						
78, 79, 84	Amusement and recreation services, including motion pictures and museums	11	11 723	2 662	650	144
781, 2	Motion picture production, distribution, and services	5	(D)	(D)	(D)	BB
783	Motion picture theaters	1	(D)	(D)	(D)	AA
784	Video tape rental	—	—	—	—	—
792	Theatrical producers (except motion picture), bands, orchestras, and entertainers	2	(D)	(D)	(D)	AA
793	Bowling centers	—	—	—	—	—
79 ex. 792, 3; 84	Commercial sports and other amusement and recreation services, including museums	3	(D)	(D)	(D)	BB
80	Health services	191	131 198	67 911	13 193	1 974
801	Offices and clinics of doctors of medicine	99	77 041	44 379	8 145	773
802	Offices and clinics of dentists	45	14 319	5 836	1 209	221
803	Offices and clinics of doctors of osteopathy	2	(D)	(D)	(D)	AA
804	Offices and clinics of other health practitioners	29	8 064	2 935	677	95
805	Nursing and personal care facilities	4	24 653	10 936	2 294	605
806	Hospitals	—	—	—	—	—
807, 8, 9	Other health services	12	(D)	(D)	(D)	EE
81	Legal services	32	10 856	4 939	685	110
823, 4, 9	Selected educational services	3	(D)	(D)	(D)	BB
83	Social services	9	1 485	587	131	38
835	Child day care services	3	(D)	(D)	(D)	AA
832, 3, 6, 9	Other social services	6	(D)	(D)	(D)	AA
87 ex. 8733	Engineering, accounting, research, management, and related services (except noncommercial research organizations)	111	68 458	34 972	8 142	988
871	Engineering, architectural, and surveying services	20	(D)	(D)	(D)	CC
872	Accounting, auditing, and bookkeeping services	49	27 898	14 962	3 573	418
873 ex. 8733	Research, development, and testing services (except noncommercial research organizations)	2	(D)	(D)	(D)	BB
874	Management and public relations services	40	22 053	10 588	2 398	315
89	Services, n.e.c.	4	(D)	(D)	(D)	AA
CANTON						
	Total	648	345 602	159 672	32 345	6 994
70 ex. 704	Hotels, rooming houses, camps, and other lodging places (except membership lodging)	7	10 239	3 656	892	358
7011	Hotels and motels	5	(D)	(D)	(D)	EE
7011 pt.	Hotels	3	(D)	(D)	(D)	EE
7011 pt.	Motels, motor hotels, and tourist courts	2	(D)	(D)	(D)	BB
702, 3	Other lodging places	2	(D)	(D)	(D)	AA
72	Personal services	89	18 969	5 954	1 241	456
721	Laundry, cleaning, and garment services	17	3 176	885	214	93
7211	Power laundries, family and commercial*	—	—	—	—	—
7213	Linen supply*	—	—	—	—	—
7215	Coin-operated laundries and drycleaning	3	813	163	40	18
7216	Drycleaning plants, except rug cleaning*	10	1 938	586	141	59
7217	Carpet and upholstery cleaning	3	(D)	(D)	(D)	AA
7218	Industrial laundriers*	—	—	—	—	—
7212, 9	Other laundry, cleaning, and garment services*	1	(D)	(D)	(D)	AA
722	Photographic studios, portrait	9	5 395	1 948	305	89
723, 4	Beauty and barber shops	32	2 983	1 542	368	158
723	Beauty shops	30	(D)	(D)	(D)	CC
724	Barber shops	2	(D)	(D)	(D)	AA
725	Shoe repair shops and shoeshine parlors	4	(D)	(D)	(D)	AA
726	Funeral service and crematories	14	5 757	1 206	260	63
729	Miscellaneous personal services	13	(D)	(D)	(D)	BB
73	Business services	84	51 147	23 049	5 095	1 976
731	Advertising	8	2 134	937	160	36
732	Consumer credit reporting agencies, mercantile reporting agencies, and adjustment and collection agencies	4	(D)	(D)	(D)	BB
733	Mailing, reproduction, commercial art and photography, and stenographic services	8	5 030	1 019	217	97
734	Services to dwellings and other buildings	13	3 430	1 564	344	213
735	Miscellaneous equipment rental and leasing	7	2 224	471	128	32
736	Personnel supply services	11	10 774	7 504	1 478	749
737	Computer programming, data processing, and other computer related services	12	9 069	3 842	960	130
7371, 2, 3	Computer programming, prepackaged software, and integrated systems	5	(D)	(D)	(D)	BB
7374, 5, 6	Data processing services	5	7 826	3 231	802	107
7377, 8, 9	Computer rental and leasing, maintenance, and related services, n.e.c.	2	(D)	(D)	(D)	AA
738	Miscellaneous business services	21	(D)	(D)	(D)	FF

Table 5. Summary Statistics for Firms Subject to Federal Income Tax for Places With 350 Establishments or More: 1992 — Con.

[Includes only establishments with payroll. For meaning of abbreviations and symbols, see introductory text. For explanation of terms and comparability of 1987 and 1992 censuses, see appendix A. For information on geographic areas followed by ▲, see appendix F]

SIC code	Geographic area and kind of business or operation	Establishments (number)	Receipts (\$1,000)	Annual payroll (\$1,000)	First-quarter payroll (\$1,000)	Paid employees for pay period including March 12 (number)
CANTON—Con.						
75	Automotive repair, services, and parking -----	72	17 289	4 836	1 183	299
751	Automotive rental and leasing, without drivers -----	4	2 445	895	305	25
752	Automobile parking -----	6	(D)	(D)	(D)	BB
753	Automotive repair shops -----	52	11 979	3 413	742	191
7532	Top, body, and upholstery repair shops and paint shops -----	16	4 287	1 398	323	71
7538	General automotive repair shops -----	15	3 511	858	151	50
7533, 4, 6, 7, 9	Other automotive repair shops -----	21	4 181	1 157	268	70
754	Automotive services, except repair -----	10	(D)	(D)	(D)	BB
76	Miscellaneous repair services -----	24	12 155	5 159	1 029	222
762	Electrical repair shops -----	4	1 499	601	140	36
7622	Radio and television repair shops -----	3	(D)	(D)	(D)	BB
7623, 9	Other electrical and electronic repair shops -----	1	(D)	(D)	(D)	AA
763	Watch, clock, and jewelry repair -----	—	—	—	—	—
764	Reupholstery and furniture repair -----	3	(D)	(D)	(D)	AA
769	Miscellaneous repair and related services -----	17	(D)	(D)	(D)	CC
78, 79, 84	Amusement and recreation services, including motion pictures and museums -----	24	12 189	2 839	665	285
781, 2	Motion picture production, distribution, and services -----	—	—	—	—	—
783	Motion picture theaters -----	2	(D)	(D)	(D)	BB
784	Video tape rental -----	7	2 281	461	109	56
792	Theatrical producers (except motion picture), bands, orchestras, and entertainers -----	—	—	—	—	—
793	Bowling centers -----	2	(D)	(D)	(D)	BB
79 ex. 792, 3, 84	Commercial sports and other amusement and recreation services, including museums -----	13	5 925	1 783	406	150
80	Health services -----	179	139 624	76 840	13 749	2 189
801	Offices and clinics of doctors of medicine -----	92	81 732	50 733	8 170	704
802	Offices and clinics of dentists -----	31	11 099	4 391	871	191
803	Offices and clinics of doctors of osteopathy -----	2	(D)	(D)	(D)	AA
804	Offices and clinics of other health practitioners -----	30	6 795	3 270	672	123
805	Nursing and personal care facilities -----	12	30 137	13 566	3 249	1 018
806	Hospitals -----	—	—	—	—	—
807, 8, 9	Other health services -----	12	(D)	(D)	(D)	CC
81	Legal services -----	89	41 296	19 984	4 358	489
823, 4, 9	Selected educational services -----	4	(D)	(D)	(D)	BB
83	Social services -----	11	1 801	853	168	87
835	Child day care services -----	5	839	458	100	58
832, 3, 6, 9	Other social services -----	6	962	395	68	29
87 ex. 8733	Engineering, accounting, research, management, and related services (except noncommercial research organizations) -----	61	39 314	15 893	3 880	588
871	Engineering, architectural, and surveying services -----	15	17 640	7 853	1 843	248
872	Accounting, auditing, and bookkeeping services -----	33	17 633	6 676	1 707	272
873 ex. 8733	Research, development, and testing services (except noncommercial research organizations) -----	3	2 309	706	181	33
874	Management and public relations services -----	10	1 732	658	149	35
89	Services, n.e.c. -----	4	(D)	(D)	(D)	AA
CINCINNATI						
	Total -----	3 659	3 448 653	1 459 699	318 971	56 812
70 ex. 704	Hotels, rooming houses, camps, and other lodging places (except membership lodging) -----	32	112 848	34 955	8 153	2 733
7011	Hotels and motels -----	28	112 215	34 803	8 118	2 715
7011 pt.	Hotels -----	14	100 155	31 562	7 376	2 393
7011 pt.	Hotels, 25 guestrooms or more -----	13	(D)	(D)	(D)	GG
7011 pt.	Hotels, less than 25 guestrooms -----	1	(D)	(D)	(D)	AA
7011 pt.	Motels, motor hotels, and tourist courts -----	14	12 060	3 241	742	322
7011 pt.	Motels, tourist courts -----	13	(D)	(D)	(D)	EE
7011 pt.	Motor hotels -----	1	(D)	(D)	(D)	BB
702, 3	Other lodging places -----	4	633	152	35	18
702	Rooming and boarding houses -----	3	(D)	(D)	(D)	AA
703	Camps and recreational vehicle parks -----	1	(D)	(D)	(D)	AA

Table 5. Summary Statistics for Firms Subject to Federal Income Tax for Places With 350 Establishments or More: 1992 — Con.

[Includes only establishments with payroll. For meaning of abbreviations and symbols, see introductory text. For explanation of terms and comparability of 1987 and 1992 censuses, see appendix A. For information on geographic areas followed by ▲, see appendix F]

SIC code	Geographic area and kind of business or operation	Establishments (number)	Receipts (\$1,000)	Annual payroll (\$1,000)	First-quarter payroll (\$1,000)	Paid employees for pay period including March 12 (number)
CINCINNATI — Con.						
72	Personal services	345	92 453	32 530	7 932	2 293
721	Laundry, cleaning, and garment services	98	40 208	14 091	3 463	1 074
7211	Power laundries, family and commercial*	5	(D)	(D)	(D)	BB
7213	Linen supply*	2	(D)	(D)	(D)	BB
7215	Coin-operated laundries and drycleaning	20	10 105	1 713	428	110
7216	Drycleaning plants, except rug cleaning*	50	17 520	7 875	1 897	654
7217	Carpet and upholstery cleaning	9	3 246	1 134	251	76
7218	Industrial launderers*	1	(D)	(D)	(D)	BB
7212, 9	Other laundry, cleaning, and garment services*	11	1 353	292	76	47
7212	Garment pressing, and agents for laundries and drycleaners	6	861	184	45	34
7219	Laundry and garment services, n.e.c.*	5	492	108	31	13
722	Photographic studios, portrait	25	9 669	2 574	505	140
723, 4	Beauty and barber shops	144	18 534	8 440	2 060	687
723	Beauty shops	135	17 538	8 188	1 990	671
724	Barber shops	9	996	252	70	16
725	Shoe repair shops and shoeshine parlors	10	1 554	409	104	44
726	Funeral service and crematories	35	16 504	5 122	1 414	180
729	Miscellaneous personal services	33	5 984	1 894	386	168
7291	Tax return preparation services	2	(D)	(D)	(D)	AA
7299	Miscellaneous personal services, n.e.c.	31	(D)	(D)	(D)	CC
73	Business services	745	1 024 696	417 210	101 664	21 577
731	Advertising	70	72 961	31 414	7 039	872
7311	Advertising agencies	62	(D)	(D)	(D)	FF
7312	Outdoor advertising services	2	(D)	(D)	(D)	BB
7313	Radio, television, publishers' advertising representatives	4	(D)	(D)	(D)	AA
7319	Advertising, n.e.c.	2	(D)	(D)	(D)	AA
732	Consumer credit reporting agencies, mercantile reporting agencies, and adjustment and collection agencies	9	22 683	4 735	1 181	231
7322	Adjustment and collection services	7	(D)	(D)	(D)	CC
7323	Credit reporting services	2	(D)	(D)	(D)	BB
733	Mailing, reproduction, commercial art and photography, and stenographic services	144	122 451	39 655	9 004	1 361
7331	Direct mail advertising services	11	39 657	8 902	1 925	371
7334	Photocopying and duplicating services	15	17 752	6 149	1 508	269
7335, 6	Commercial photography, art, and graphics	99	59 749	22 544	5 084	631
7335	Commercial photography	25	8 594	3 170	697	119
7336	Commercial art and graphic design	74	51 155	19 374	4 387	512
7338	Secretarial and court reporting services	19	5 293	2 060	487	90
734	Services to dwellings and other buildings	93	60 132	37 107	8 353	4 329
7342	Disinfecting and pest control services	4	(D)	(D)	(D)	BB
7349	Building cleaning and maintenance services, n.e.c.	89	(D)	(D)	(D)	HH
735	Miscellaneous equipment rental and leasing	47	33 236	9 361	2 137	511
7352	Medical equipment rental and leasing	4	8 428	2 633	754	127
7353	Heavy construction equipment rental and leasing	5	1 147	460	51	6
7359	Equipment rental and leasing, n.e.c.	38	23 661	6 268	1 332	378
736	Personnel supply services	88	126 020	85 974	20 302	6 274
7361	Employment agencies	29	16 145	6 599	1 564	299
7363	Help supply services	59	109 875	79 375	18 738	5 975
7363 pt.	Temporary help supply	54	97 910	70 352	17 066	5 727
7363 pt.	Help supply, except temporary	5	11 965	9 023	1 672	248
737	Computer programming, data processing, and other computer related services	118	410 804	151 660	39 883	4 079
7371, 2, 3	Computer programming, prepackaged software, and integrated systems	59	174 389	90 051	23 253	2 167
7371	Computer programming services	35	98 062	58 899	15 781	1 408
7372	Prepackaged software	11	57 418	23 129	5 485	565
7373	Computer integrated systems	13	18 909	8 023	1 987	194
7374, 5, 6	Data processing services	33	186 598	41 638	11 646	1 423
7374, 5	Computer processing, information retrieval	30	181 595	39 415	11 143	1 352
7376	Computer facilities management services	3	5 003	2 223	503	71
7377, 8, 9	Computer rental and leasing, maintenance, and related services, n.e.c.	26	49 817	19 971	4 984	489
7377	Computer rental and leasing	1	(D)	(D)	(D)	AA
7378	Computer maintenance and repair	10	36 852	16 606	4 115	405
7379	Computer related services, n.e.c.	15	(D)	(D)	(D)	BB
738	Miscellaneous business services	176	176 409	57 304	13 765	3 920
7381, 2	Detective agencies and protective services	35	34 266	20 416	4 831	1 833
7381	Detective, guard, and armored car services	29	(D)	(D)	(D)	GG
7382	Security systems services	6	(D)	(D)	(D)	BB
7383	News syndicates	1	(D)	(D)	(D)	AA
7384	Photofinishing laboratories*	10	(D)	(D)	(D)	CC
7389	Business services, n.e.c.	130	(D)	(D)	(D)	GG
7389 pt.	Sign painting shops	7	2 991	1 127	269	59
7389 pt.	Interior designing	27	9 561	1 772	552	112
7389 pt.	Telephone answering services	7	2 274	1 109	258	97
7389 pt.	Other business services	89	(D)	(D)	(D)	GG

Table 5. Summary Statistics for Firms Subject to Federal Income Tax for Places With 350 Establishments or More: 1992 — Con.

[Includes only establishments with payroll. For meaning of abbreviations and symbols, see introductory text. For explanation of terms and comparability of 1987 and 1992 censuses, see appendix A. For information on geographic areas followed by ▲, see appendix F]

SIC code	Geographic area and kind of business or operation	Establishments (number)	Receipts (\$1,000)	Annual payroll (\$1,000)	First-quarter payroll (\$1,000)	Paid employees for pay period including March 12 (number)
CINCINNATI — Con.						
75	Automotive repair, services, and parking	307	126 568	26 592	6 588	1 542
751	Automotive rental and leasing, without drivers	18	40 638	5 815	1 433	237
7513	Truck rental and leasing, without drivers	12	38 533	5 420	1 339	215
7514, 5	Passenger car rental and leasing	6	2 105	395	94	22
7514	Passenger car rental	5	(D)	(D)	(D)	AA
7515	Passenger car leasing	1	(D)	(D)	(D)	AA
7519	Utility trailer and recreational vehicle rental	—	—	—	—	—
752	Automobile parking	95	(D)	(D)	(D)	EE
753	Automotive repair shops	167	52 671	14 815	3 664	685
7532	Top, body, and upholstery repair shops and paint shops	38	9 922	3 000	729	150
7532 pt.	Top and body repair shops	32	8 727	2 539	617	129
7532 pt.	Paint shops	6	1 195	461	112	21
7538	General automotive repair shops	90	24 954	6 929	1 695	314
7538 pt.	General automotive repair shops, except diesel	79	21 868	6 147	1 507	274
7538 pt.	Diesel repair shops	11	3 086	782	188	40
7533, 4, 6, 7, 9	Other automotive repair shops	39	17 795	4 886	1 240	221
7533	Automotive exhaust system repair shops	8	4 870	1 255	282	52
7534	Tire retreading and repair shops	—	—	—	—	—
7536	Automotive glass replacement shops	5	3 302	962	244	46
7537	Automotive transmission repair shops	9	2 292	757	189	36
7539	Automotive repair shops, n.e.c.	17	7 331	1 912	525	87
7539 pt.	Radiator repair	4	753	100	23	10
7539 pt.	Brake, front end, and wheel alignment	4	1 407	447	107	18
7539 pt.	Automotive electrical and fuel system services	6	(D)	(D)	(D)	BB
7539 pt.	Other automotive repair shops, n.e.c.	3	(D)	(D)	(D)	BB
754	Automotive services, except repair	27	(D)	(D)	(D)	EE
7542	Carwashes	16	4 566	1 242	404	182
7549	Automotive services, except repair and carwashes	11	(D)	(D)	(D)	CC
76	Miscellaneous repair services	102	44 230	14 514	3 301	629
762	Electrical repair shops	32	15 760	5 184	1 193	210
7622	Radio and television repair shops	12	2 890	862	185	44
7623, 9	Other electrical and electronic repair shops	20	12 870	4 322	1 008	166
7623	Refrigeration and air-conditioning service and repair shops	5	3 550	1 204	257	45
7629	Electrical and electronic repair shops, n.e.c.	15	9 320	3 118	751	121
763	Watch, clock, and jewelry repair	4	408	233	59	18
764	Reupholstery and furniture repair	13	1 751	589	130	44
769	Miscellaneous repair and related services	53	26 311	8 508	1 919	357
7692	Welding repair	4	1 800	382	89	20
7694	Armature rewinding shops	3	5 185	1 836	421	54
7699	Repair shops and related services, n.e.c.	46	19 326	6 290	1 409	283
78, 79, 84	Amusement and recreation services, including motion pictures and museums	159	261 255	147 985	20 609	4 867
781, 2	Motion picture production, distribution, and services	40	167 044	55 336	12 919	2 640
783	Motion picture theaters	8	(D)	(D)	(D)	BB
7832	Motion picture theaters, except drive-in	6	(D)	(D)	(D)	BB
7833	Drive-in motion picture theaters	2	(D)	(D)	(D)	AA
784	Video tape rental	22	6 284	1 077	299	140
792	Theatrical producers (except motion picture), bands, orchestras, and entertainers	14	5 827	1 966	456	74
7922	Theatrical producers (except motion picture) and miscellaneous theatrical services	11	(D)	(D)	(D)	BB
7929	Bands, orchestras, actors, and other entertainers and entertainment groups	3	(D)	(D)	(D)	AA
793	Bowling centers	5	(D)	(D)	(D)	CC
79 ex. 792, 3, 84	Commercial sports and other amusement and recreation services, including museums	70	75 016	87 059	6 357	1 744
794	Commercial sports	6	(D)	(D)	(D)	GG
7941	Professional sports clubs, managers, promoters	6	(D)	(D)	(D)	GG
7948	Racing, including track operation	—	—	—	—	—
79 ex. 792, 3, 4, 84	Other amusement and recreation services, including museums	64	(D)	(D)	(D)	FF
791	Dance studios, schools, and halls	9	941	214	54	38
7991	Physical fitness facilities	17	9 131	2 394	584	360
7992	Public golf courses	1	(D)	(D)	(D)	AA
7993	Coin-operated amusement devices	7	2 829	855	205	66
7996	Amusement parks	1	(D)	(D)	(D)	CC
7997	Membership sports and recreation clubs	7	4 132	1 092	216	92
7999, 84	Amusement and recreation services, including museums, n.e.c.	22	8 140	1 603	237	73
7999 pt.	Concession operators of amusement devices and rides	—	—	—	—	—
7999 pt.	Carnivals, circuses, and fairs	—	—	—	—	—
7999 pt., 84	Other recreation and amusements, including museums	22	8 140	1 603	237	73

Table 5. Summary Statistics for Firms Subject to Federal Income Tax for Places With 350 Establishments or More: 1992 — Con.

[Includes only establishments with payroll. For meaning of abbreviations and symbols, see introductory text. For explanation of terms and comparability of 1987 and 1992 censuses, see appendix A. For information on geographic areas followed by ▲, see appendix F]

SIC code	Geographic area and kind of business or operation	Establishments (number)	Receipts (\$1,000)	Annual payroll (\$1,000)	First-quarter payroll (\$1,000)	Paid employees for pay period including March 12 (number)
CINCINNATI — Con.						
80	Health services -----	990	739 457	384 934	80 014	11 141
801	Offices and clinics of doctors of medicine -----	560	471 409	277 964	54 210	4 699
8011 pt.	Offices of doctors of medicine -----	556	466 631	275 504	53 622	4 612
8011 pt.	General medical clinics -----	4	4 778	2 460	588	87
802	Offices and clinics of dentists -----	173	55 934	22 134	5 045	952
803	Offices and clinics of doctors of osteopathy -----	6	(D)	(D)	(D)	AA
804	Offices and clinics of other health practitioners -----	123	34 892	13 323	2 915	695
8041	Offices and clinics of chiropractors -----	23	8 759	2 497	557	113
8042	Offices and clinics of optometrists -----	25	7 387	2 186	525	120
8043	Offices and clinics of podiatrists -----	17	2 810	1 050	239	57
8049	Offices and clinics of health practitioners, n.e.c. -----	58	15 936	7 590	1 594	405
805	Nursing and personal care facilities -----	53	83 699	39 834	9 521	2 798
8051	Skilled nursing care facilities -----	42	63 956	30 007	7 255	2 149
8052	Intermediate care facilities -----	9	(D)	(D)	(D)	EE
8059	Nursing and personal care facilities, n.e.c. -----	2	(D)	(D)	(D)	CC
806	Hospitals -----	1	(D)	(D)	(D)	BB
8062	General medical and surgical hospitals -----	—	—	—	—	—
8063, 9	Specialty hospitals -----	1	(D)	(D)	(D)	BB
807, 8, 9	Other health services -----	74	87 396	30 096	7 892	1 906
807	Medical and dental laboratories -----	29	44 047	13 678	4 162	597
8071	Medical laboratories -----	23	43 019	13 196	4 045	568
8072	Dental laboratories -----	6	1 028	482	117	29
808	Home health care services -----	23	23 818	12 023	2 813	1 127
809	Miscellaneous health and allied services, n.e.c. -----	22	19 531	4 395	917	182
8092	Kidney dialysis centers -----	—	—	—	—	—
8093	Specialty outpatient facilities, n.e.c. -----	11	10 795	2 730	523	101
8099	Health and allied services, n.e.c. -----	11	8 736	1 665	394	81
81	Legal services -----	378	378 331	133 256	28 356	3 429
823, 4, 9	Selected educational services -----	27	13 862	5 315	1 149	322
823	Libraries -----	—	—	—	—	—
824	Vocational schools -----	8	6 826	3 006	658	107
829	Schools and educational services, n.e.c. -----	19	7 036	2 309	491	215
83	Social services -----	59	16 270	6 505	1 530	517
835	Child day care services -----	25	4 790	2 297	548	275
832, 3, 6, 9	Other social services -----	34	11 480	4 208	982	242
87 ex. 8733	Engineering, accounting, research, management, and related services (except noncommercial research organizations) -----	493	632 312	253 372	59 089	7 681
871	Engineering, architectural, and surveying services -----	152	214 547	112 746	25 874	2 819
8711	Engineering services -----	89	178 717	97 754	22 456	2 411
8712	Architectural services -----	58	34 181	14 112	3 326	393
8713	Surveying services -----	5	1 649	880	92	15
872	Accounting, auditing, and bookkeeping services -----	146	134 288	52 552	12 754	1 920
873 ex. 8733	Research, development, and testing services (except noncommercial research organizations) -----	42	83 490	29 098	6 940	1 254
8731	Commercial physical and biological research -----	5	(D)	(D)	(D)	CC
8732	Commercial economic, sociological, and educational research -----	30	62 010	20 044	4 662	971
8734	Testing laboratories -----	7	(D)	(D)	(D)	CC
874	Management and public relations services -----	153	199 987	58 976	13 521	1 688
8741	Management services -----	45	100 981	25 997	6 213	843
8742	Management consulting services -----	73	84 625	27 864	6 204	671
8743	Public relations services -----	10	(D)	(D)	(D)	BB
8744	Facilities support management services -----	1	(D)	(D)	(D)	AA
8748	Business consulting services, n.e.c. -----	24	9 259	3 860	821	125
89	Services, n.e.c. -----	22	6 371	2 531	586	81
CLEVELAND						
	Total -----	3 332	3 204 619	1 364 098	298 639	49 026
70 ex. 704	Hotels, rooming houses, camps, and other lodging places (except membership lodging) -----	27	(D)	(D)	(D)	HH
7011	Hotels and motels -----	26	96 957	29 770	7 064	2 532
7011 pt.	Hotels -----	16	92 377	28 807	6 865	2 460
7011 pt.	Hotels, 25 guestrooms or more -----	14	(D)	(D)	(D)	GG
7011 pt.	Hotels, less than 25 guestrooms -----	2	(D)	(D)	(D)	AA
7011 pt.	Motels, motor hotels, and tourist courts -----	10	4 580	963	199	72
7011 pt.	Motels, tourist courts -----	8	(D)	(D)	(D)	BB
7011 pt.	Motor hotels -----	2	(D)	(D)	(D)	AA
702, 3	Other lodging places -----	1	(D)	(D)	(D)	AA
702	Rooming and boarding houses -----	1	(D)	(D)	(D)	AA
703	Camps and recreational vehicle parks -----	—	—	—	—	—

Table 5. Summary Statistics for Firms Subject to Federal Income Tax for Places With 350 Establishments or More: 1992 — Con.

[Includes only establishments with payroll. For meaning of abbreviations and symbols, see introductory text. For explanation of terms and comparability of 1987 and 1992 censuses, see appendix A. For information on geographic areas followed by ▲, see appendix F]

SIC code	Geographic area and kind of business or operation	Establishments (number)	Receipts (\$1,000)	Annual payroll (\$1,000)	First-quarter payroll (\$1,000)	Paid employees for pay period including March 12 (number)
CLEVELAND—Con.						
72	Personal services	281	110 313	42 296	9 630	2 653
721	Laundry, cleaning, and garment services	105	58 018	20 064	4 716	1 282
7211	Power laundries, family and commercial*	2	(D)	(D)	(D)	BB
7213	Linen supply*	5	8 743	3 314	828	165
7215	Coin-operated laundries and drycleaning	21	2 361	541	140	62
7216	Drycleaning plants, except rug cleaning*	43	10 703	3 341	727	298
7217	Carpet and upholstery cleaning	10	3 799	1 835	324	54
7218	Industrial launderers*	8	24 390	8 140	1 979	475
7212, 9	Other laundry, cleaning, and garment services*	16	(D)	(D)	(D)	CC
7212	Garment pressing, and agents for laundries and drycleaners	9	799	181	44	28
7219	Laundry and garment services, n.e.c.*	7	(D)	(D)	(D)	CC
722	Photographic studios, portrait	17	15 001	11 625	2 453	578
723, 4	Beauty and barber shops	99	9 065	4 042	925	424
723	Beauty shops	91	8 556	3 808	866	399
724	Barber shops	8	509	234	59	25
725	Shoe repair shops and shoeshine parlors	5	359	109	32	17
726	Funeral service and crematories	42	25 657	5 603	1 309	290
729	Miscellaneous personal services	13	2 213	853	195	62
7291	Tax return preparation services	2	(D)	(D)	(D)	AA
7299	Miscellaneous personal services, n.e.c.	11	(D)	(D)	(D)	BB
73	Business services	679	639 492	282 171	65 363	16 956
731	Advertising	75	80 798	32 048	8 553	907
7311	Advertising agencies	64	68 214	29 113	7 888	822
7312	Outdoor advertising services	2	(D)	(D)	(D)	AA
7313	Radio, television, publishers' advertising representatives	7	(D)	(D)	(D)	BB
7319	Advertising, n.e.c.	2	(D)	(D)	(D)	AA
732	Consumer credit reporting agencies, mercantile reporting agencies, and adjustment and collection agencies	15	10 535	4 483	993	181
7322	Adjustment and collection services	12	(D)	(D)	(D)	CC
7323	Credit reporting services	3	(D)	(D)	(D)	BB
733	Mailing, reproduction, commercial art and photography, and stenographic services	136	88 545	32 445	8 332	1 548
7331	Direct mail advertising services	6	13 632	4 996	1 447	301
7334	Photocopying and duplicating services	16	24 921	8 739	2 438	590
7335, 6	Commercial photography, art, and graphics	92	38 050	13 793	3 290	459
7335	Commercial photography	31	11 531	3 974	922	145
7336	Commercial art and graphic design	61	26 519	9 819	2 368	314
7338	Secretarial and court reporting services	22	11 942	4 917	1 157	198
734	Services to dwellings and other buildings	92	42 602	19 827	4 660	1 765
7342	Disinfecting and pest control services	11	7 803	3 418	684	158
7349	Building cleaning and maintenance services, n.e.c.	81	34 799	16 409	3 976	1 607
735	Miscellaneous equipment rental and leasing	35	23 139	6 553	1 495	292
7352	Medical equipment rental and leasing	4	2 652	624	114	23
7353	Heavy construction equipment rental and leasing	3	3 754	1 835	416	48
7359	Equipment rental and leasing, n.e.c.	28	16 733	4 094	965	221
736	Personnel supply services	89	160 766	107 170	22 172	8 420
7361	Employment agencies	30	22 035	9 290	2 139	368
7363	Help supply services	59	138 731	97 880	20 033	8 052
7363 pt.	Temporary help supply	53	(D)	(D)	(D)	II
7363 pt.	Help supply, except temporary	6	(D)	(D)	(D)	HH
737	Computer programming, data processing, and other computer related services	72	99 926	36 489	8 646	946
7371, 2, 3	Computer programming, prepackaged software, and integrated systems	38	52 595	20 063	4 891	537
7371	Computer programming services	23	17 503	9 186	2 076	223
7372	Prepackaged software	10	9 798	3 094	873	86
7373	Computer integrated systems	5	25 294	7 783	1 942	228
7374, 5, 6	Data processing services	19	40 321	13 098	3 111	359
7374, 5	Computer processing, information retrieval	18	(D)	(D)	(D)	EE
7376	Computer facilities management services	1	(D)	(D)	(D)	AA
7377, 8, 9	Computer rental and leasing, maintenance, and related services, n.e.c.	15	7 010	3 328	644	50
7377	Computer rental and leasing	1	(D)	(D)	(D)	AA
7378	Computer maintenance and repair	7	1 382	229	33	7
7379	Computer related services, n.e.c.	7	(D)	(D)	(D)	BB
738	Miscellaneous business services	165	133 181	43 156	10 512	2 897
7381, 2	Detective agencies and protective services	41	29 587	16 194	3 925	1 435
7381	Detective, guard, and armored car services	36	23 491	14 226	3 436	1 359
7382	Security systems services	5	6 096	1 968	489	76
7383	News syndicates	3	(D)	(D)	(D)	AA
7384	Photofinishing laboratories*	9	5 833	2 347	510	86
7389	Business services, n.e.c.	112	(D)	(D)	(D)	GG
7389 pt.	Sign painting shops	6	1 230	397	96	27
7389 pt.	Interior designing	20	8 657	2 141	482	93
7389 pt.	Telephone answering services	4	(D)	(D)	(D)	BB
7389 pt.	Other business services	82	84 888	21 365	5 335	1 216

Table 5. Summary Statistics for Firms Subject to Federal Income Tax for Places With 350 Establishments or More: 1992 — Con.

[Includes only establishments with payroll. For meaning of abbreviations and symbols, see introductory text. For explanation of terms and comparability of 1987 and 1992 censuses, see appendix A. For information on geographic areas followed by ▲, see appendix F.]

SIC code	Geographic area and kind of business or operation	Establishments (number)	Receipts (\$1,000)	Annual payroll (\$1,000)	First-quarter payroll (\$1,000)	Paid employees for pay period including March 12 (number)
	CLEVELAND—Con.					
75	Automotive repair, services, and parking	446	182 597	35 382	8 454	2 232
751	Automotive rental and leasing, without drivers	25	44 763	5 469	1 378	276
7513	Truck rental and leasing, without drivers	13	19 047	2 484	572	100
7514, 5	Passenger car rental and leasing	12	25 716	2 985	806	176
7514	Passenger car rental	6	17 046	1 981	506	125
7515	Passenger car leasing	6	8 670	1 004	300	51
7519	Utility trailer and recreational vehicle rental	—	—	—	—	—
752	Automobile parking	141	56 259	7 891	1 880	636
753	Automotive repair shops	241	71 088	18 794	4 421	1 029
7532	Top, body, and upholstery repair shops and paint shops	70	16 755	5 305	1 204	263
7532 pt.	Top and body repair shops	59	14 325	4 531	1 060	224
7532 pt.	Paint shops	11	2 430	774	144	39
7538	General automotive repair shops	100	28 851	6 952	1 731	433
7538 pt.	General automotive repair shops, except diesel	88	26 114	6 052	1 493	374
7538 pt.	Diesel repair shops	12	2 737	900	238	59
7533, 4, 6, 7, 9	Other automotive repair shops	71	25 482	6 537	1 486	333
7533	Automotive exhaust system repair shops	17	6 129	1 413	312	76
7534	Tire retreading and repair shops	6	2 372	467	101	28
7536	Automotive glass replacement shops	5	4 067	1 164	285	48
7537	Automotive transmission repair shops	12	2 453	602	125	34
7539	Automotive repair shops, n.e.c.	31	10 461	2 891	663	147
7539 pt.	Radiator repair	10	(D)	(D)	(D)	BB
7539 pt.	Brake, front end, and wheel alignment	10	3 718	1 079	267	57
7539 pt.	Automotive electrical and fuel system services	9	1 536	517	122	33
7539 pt.	Other automotive repair shops, n.e.c.	2	(D)	(D)	(D)	BB
754	Automotive services, except repair	39	10 487	3 228	775	291
7542	Carwashes	20	5 245	1 806	399	159
7549	Automotive services, except repair and carwashes	19	5 242	1 422	376	132
76	Miscellaneous repair services	171	70 718	24 512	6 130	996
762	Electrical repair shops	34	14 906	6 055	1 630	212
7622	Radio and television repair shops	8	379	103	37	16
7623, 9	Other electrical and electronic repair shops	26	14 527	5 952	1 593	196
7623	Refrigeration and air-conditioning service and repair shops	10	5 950	2 049	562	62
7629	Electrical and electronic repair shops, n.e.c.	16	8 577	3 903	1 031	134
763	Watch, clock, and jewelry repair	11	1 001	227	61	26
764	Reupholstery and furniture repair	15	2 066	927	209	60
769	Miscellaneous repair and related services	111	52 745	17 303	4 230	698
7692	Welding repair	15	2 895	1 336	265	62
7694	Armature rewinding shops	9	7 215	2 963	789	99
7699	Repair shops and related services, n.e.c.	87	42 635	13 004	3 176	537
78, 79, 84	Amusement and recreation services, including motion pictures and museums	115	144 860	78 617	11 429	1 585
781, 2	Motion picture production, distribution, and services	9	29 954	6 101	1 476	129
783	Motion picture theaters	7	4 303	717	172	105
7832	Motion picture theaters, except drive-in	7	4 303	717	172	105
7833	Drive-in motion picture theaters	—	—	—	—	—
784	Video tape rental	14	3 252	574	127	72
792	Theatrical producers (except motion picture), bands, orchestras, and entertainers	7	3 143	946	226	46
7922	Theatrical producers (except motion picture) and miscellaneous theatrical services	5	(D)	(D)	(D)	BB
7929	Bands, orchestras, actors, and other entertainers and entertainment groups	2	(D)	(D)	(D)	AA
793	Bowling centers	11	2 936	771	238	92
79 ex. 792, 3, 84	Commercial sports and other amusement and recreation services, including museums	67	101 272	69 508	9 190	1 141
794	Commercial sports	8	53 302	56 701	6 621	311
7941	Professional sports clubs, managers, promoters	7	(D)	(D)	(D)	EE
7948	Racing, including track operation	1	(D)	(D)	(D)	AA
79 ex. 792, 3, 4, 84	Other amusement and recreation services, including museums	59	47 970	12 807	2 569	830
791	Dance studios, schools, and halls	3	(D)	(D)	(D)	AA
7991	Physical fitness facilities	12	1 442	419	127	101
7992	Public golf courses	—	—	—	—	—
7993	Coin-operated amusement devices	10	5 772	1 605	368	121
7996	Amusement parks	1	(D)	(D)	(D)	AA
7997	Membership sports and recreation clubs	6	4 710	1 831	492	176
7999, 84	Amusement and recreation services, including museums, n.e.c.	27	(D)	(D)	(D)	EE
7999 pt.	Concession operators of amusement devices and rides	3	(D)	(D)	(D)	AA
7999 pt.	Carnivals, circuses, and fairs	—	—	—	—	—
7999 pt., 84	Other recreation and amusements, including museums	24	(D)	(D)	(D)	EE

Table 5. Summary Statistics for Firms Subject to Federal Income Tax for Places With 350 Establishments or More: 1992 — Con.

[Includes only establishments with payroll. For meaning of abbreviations and symbols, see introductory text. For explanation of terms and comparability of 1987 and 1992 censuses, see appendix A. For information on geographic areas followed by ▲, see appendix F]

SIC code	Geographic area and kind of business or operation	Establishments (number)	Receipts (\$1,000)	Annual payroll (\$1,000)	First-quarter payroll (\$1,000)	Paid employees for pay period including March 12 (number)
CLEVELAND—Con.						
80	Health services -----	532	417 930	210 503	44 103	5 879
801	Offices and clinics of doctors of medicine -----	315	257 005	139 986	27 619	1 894
8011 pt.	Offices of doctors of medicine -----	309	252 311	138 240	27 410	1 859
8011 pt.	General medical clinics -----	6	4 694	1 746	209	35
802	Offices and clinics of dentists -----	98	25 903	10 541	2 434	467
803	Offices and clinics of doctors of osteopathy -----	3	(D)	(D)	(D)	AA
804	Offices and clinics of other health practitioners -----	53	10 010	3 556	800	183
8041	Offices and clinics of chiropractors -----	9	2 260	1 149	195	29
8042	Offices and clinics of optometrists -----	13	2 682	781	223	54
8043	Offices and clinics of podiatrists -----	20	2 852	692	167	61
8049	Offices and clinics of health practitioners, n.e.c. -----	11	2 216	934	215	39
805	Nursing and personal care facilities -----	21	72 963	35 739	8 639	2 383
8051	Skilled nursing care facilities -----	15	61 798	29 286	7 101	1 963
8052	Intermediate care facilities -----	6	11 165	6 453	1 538	420
8059	Nursing and personal care facilities, n.e.c. -----	—	—	—	—	—
806	Hospitals -----	1	(D)	(D)	(D)	CC
8062	General medical and surgical hospitals -----	—	—	—	—	—
8063, 9	Specialty hospitals -----	1	(D)	(D)	(D)	CC
807, 8, 9	Other health services -----	41	(D)	(D)	(D)	FF
807	Medical and dental laboratories -----	21	26 629	10 007	2 037	271
8071	Medical laboratories -----	13	24 184	8 683	1 688	192
8072	Dental laboratories -----	8	2 445	1 324	349	79
808	Home health care services -----	11	12 709	5 695	1 459	396
809	Miscellaneous health and allied services, n.e.c. -----	9	(D)	(D)	(D)	CC
8092	Kidney dialysis centers -----	—	—	—	—	—
8093	Specialty outpatient facilities, n.e.c. -----	7	3 965	1 882	403	124
8099	Health and allied services, n.e.c. -----	2	(D)	(D)	(D)	BB
81	Legal services -----	616	790 443	319 359	64 404	7 061
823, 4, 9	Selected educational services -----	32	30 413	13 079	3 576	789
823	Libraries -----	—	—	—	—	—
824	Vocational schools -----	19	24 058	11 189	3 093	687
829	Schools and educational services, n.e.c. -----	13	6 355	1 890	483	102
83	Social services -----	64	22 665	10 662	2 499	765
835	Child day care services -----	36	6 023	2 950	665	302
832, 3, 6, 9	Other social services -----	28	16 642	7 712	1 834	463
87 ex. 8733	Engineering, accounting, research, management, and related services (except noncommercial research organizations) -----	356	696 225	316 910	75 731	7 525
871	Engineering, architectural, and surveying services -----	102	223 042	113 886	27 810	2 526
8711	Engineering services -----	50	177 155	94 584	23 372	1 968
8712	Architectural services -----	43	41 499	16 978	3 950	482
8713	Surveying services -----	9	4 388	2 324	488	76
872	Accounting, auditing, and bookkeeping services -----	97	202 968	79 231	19 962	2 519
873 ex. 8733	Research, development, and testing services (except noncommercial research organizations) -----	17	19 718	8 140	2 137	355
8731	Commercial physical and biological research -----	5	(D)	(D)	(D)	BB
8732	Commercial economic, sociological, and educational research -----	6	(D)	(D)	(D)	CC
8734	Testing laboratories -----	6	4 806	2 034	484	96
874	Management and public relations services -----	140	250 497	115 653	25 822	2 125
8741	Management services -----	51	44 554	19 032	4 730	600
8742	Management consulting services -----	55	189 729	89 738	19 022	1 348
8743	Public relations services -----	14	10 394	4 541	1 519	99
8744	Facilities support management services -----	—	—	—	—	—
8748	Business consulting services, n.e.c. -----	20	5 820	2 342	551	78
89	Services, n.e.c. -----	13	(D)	(D)	(D)	BB
COLUMBUS ▲						
	Total -----	4 702	3 977 576	1 569 381	352 551	72 341
70 ex. 704	Hotels, rooming houses, camps, and other lodging places (except membership lodging) -----	75	(D)	(D)	(D)	HH
7011	Hotels and motels -----	70	162 732	43 752	10 466	3 806
7011 pt.	Hotels -----	33	136 468	37 646	9 147	3 174
7011 pt.	Hotels, 25 guestrooms or more -----	32	(D)	(D)	(D)	HH
7011 pt.	Hotels, less than 25 guestrooms -----	1	(D)	(D)	(D)	AA
7011 pt.	Motels, motor hotels, and tourist courts -----	37	26 264	6 106	1 319	632
7011 pt.	Motels, tourist courts -----	29	20 423	4 763	1 054	496
7011 pt.	Motor hotels -----	8	5 841	1 343	265	136
702, 3	Other lodging places -----	5	(D)	(D)	(D)	BB
702	Rooming and boarding houses -----	4	(D)	(D)	(D)	BB
703	Camps and recreational vehicle parks -----	1	(D)	(D)	(D)	AA

Table 5. Summary Statistics for Firms Subject to Federal Income Tax for Places With 350 Establishments or More: 1992 — Con.

[Includes only establishments with payroll. For meaning of abbreviations and symbols, see introductory text. For explanation of terms and comparability of 1987 and 1992 censuses, see appendix A. For information on geographic areas followed by ▲, see appendix F]

SIC code	Geographic area and kind of business or operation	Establishments (number)	Receipts (\$1,000)	Annual payroll (\$1,000)	First-quarter payroll (\$1,000)	Paid employees for pay period including March 12 (number)
COLUMBUS ▲—Con.						
72	Personal services	507	152 522	50 482	12 076	4 222
721	Laundry, cleaning, and garment services	135	71 754	21 236	5 004	1 571
7211	Power laundries, family and commercial*	2	(D)	(D)	(D)	BB
7213	Linen supply*	1	(D)	(D)	(D)	AA
7215	Coin-operated laundries and drycleaning	34	11 591	2 133	433	207
7216	Drycleaning plants, except rug cleaning*	67	24 613	11 410	2 634	892
7217	Carpet and upholstery cleaning	18	(D)	(D)	(D)	BB
7218	Industrial launderers*	5	(D)	(D)	(D)	EE
7212, 9	Other laundry, cleaning, and garment services*	8	(D)	(D)	(D)	BB
7212	Garment pressing, and agents for laundries and drycleaners	2	(D)	(D)	(D)	AA
7219	Laundry and garment services, n.e.c.*	6	(D)	(D)	(D)	BB
722	Photographic studios, portrait	25	6 560	1 771	400	165
723, 4	Beauty and barber shops	222	33 249	14 926	3 580	1 209
723	Beauty shops	211	32 186	14 549	3 490	1 175
724	Barber shops	11	1 063	377	90	34
725	Shoe repair shops and shoeshine parlors	7	483	164	47	12
726	Funeral service and crematories	30	18 879	5 743	1 230	203
729	Miscellaneous personal services	88	21 597	6 642	1 815	1 062
7291	Tax return preparation services	13	4 677	2 604	950	690
7299	Miscellaneous personal services, n.e.c.	75	16 920	4 038	865	372
73	Business services	880	811 570	317 389	73 789	27 435
731	Advertising	63	56 263	17 263	3 564	537
7311	Advertising agencies	48	35 181	13 943	2 813	345
7312	Outdoor advertising services	4	(D)	(D)	(D)	BB
7313	Radio, television, publishers' advertising representatives	3	(D)	(D)	(D)	BB
7319	Advertising, n.e.c.	8	(D)	(D)	(D)	BB
732	Consumer credit reporting agencies, mercantile reporting agencies, and adjustment and collection agencies	30	75 402	20 031	4 635	993
7322	Adjustment and collection services	24	54 054	16 599	3 750	819
7323	Credit reporting services	6	21 348	3 432	885	174
733	Mailing, reproduction, commercial art and photography, and stenographic services	94	59 216	17 754	3 948	832
7331	Direct mail advertising services	12	22 743	4 883	1 077	277
7334	Photocopying and duplicating services	17	11 333	3 212	655	180
7335, 6	Commercial photography, art, and graphics	45	19 248	6 675	1 503	245
7335	Commercial photography	11	4 688	1 787	389	77
7336	Commercial art and graphic design	34	14 560	4 888	1 114	168
7338	Secretarial and court reporting services	20	5 892	2 984	713	130
734	Services to dwellings and other buildings	139	54 858	27 266	6 308	2 930
7342	Disinfecting and pest control services	14	9 180	3 829	802	170
7349	Building cleaning and maintenance services, n.e.c.	125	45 678	23 437	5 506	2 760
735	Miscellaneous equipment rental and leasing	55	62 026	13 310	3 232	600
7352	Medical equipment rental and leasing	7	(D)	(D)	(D)	CC
7353	Heavy construction equipment rental and leasing	2	(D)	(D)	(D)	BB
7359	Equipment rental and leasing, n.e.c.	46	42 666	9 426	2 309	450
736	Personnel supply services	131	135 466	91 697	19 031	13 906
7361	Employment agencies	45	14 731	6 892	1 587	274
7363	Help supply services	86	120 735	84 805	17 444	13 632
7363 pt.	Temporary help supply	78	(D)	(D)	(D)	JJ
7363 pt.	Help supply, except temporary	8	(D)	(D)	(D)	CC
737	Computer programming, data processing, and other computer related services	153	202 953	63 618	17 040	2 269
7371, 2, 3	Computer programming, prepackaged software, and integrated systems	76	109 445	36 991	8 843	1 111
7371	Computer programming services	47	33 215	17 884	4 599	482
7372	Prepackaged software	18	53 551	8 812	1 888	360
7373	Computer integrated systems	11	22 679	10 295	2 356	269
7374, 5, 6	Data processing services	38	65 790	20 362	6 744	963
7374, 5	Computer processing, information retrieval	36	(D)	(D)	(D)	FF
7376	Computer facilities management services	2	(D)	(D)	(D)	AA
7377, 8, 9	Computer rental and leasing, maintenance, and related services, n.e.c.	39	27 718	6 265	1 453	195
7377	Computer rental and leasing	5	4 133	315	71	15
7378	Computer maintenance and repair	21	18 274	3 621	823	103
7379	Computer related services, n.e.c.	13	5 311	2 329	559	77
738	Miscellaneous business services	215	165 386	66 450	16 031	5 368
7381, 2	Detective agencies and protective services	55	62 135	35 686	9 006	3 032
7381	Detective, guard, and armored car services	46	42 024	29 923	7 568	2 793
7382	Security systems services	9	20 111	5 763	1 438	239
7383	News syndicates	4	(D)	(D)	(D)	BB
7384	Photofinishing laboratories*	18	4 984	1 236	271	90
7389	Business services, n.e.c.	138	(D)	(D)	(D)	GG
7389 pt.	Sign painting shops	9	3 360	1 055	257	61
7389 pt.	Interior designing	15	5 194	911	220	49
7389 pt.	Telephone answering services	8	5 973	3 478	671	300
7389 pt.	Other business services	106	(D)	(D)	(D)	GG

Table 5. Summary Statistics for Firms Subject to Federal Income Tax for Places With 350 Establishments or More: 1992 — Con.

[Includes only establishments with payroll. For meaning of abbreviations and symbols, see introductory text. For explanation of terms and comparability of 1987 and 1992 censuses, see appendix A. For information on geographic areas followed by ▲, see appendix F]

SIC code	Geographic area and kind of business or operation	Establishments (number)	Receipts (\$1,000)	Annual payroll (\$1,000)	First-quarter payroll (\$1,000)	Paid employees for pay period including March 12 (number)
	COLUMBUS ▲—Con.					
75	Automotive repair, services, and parking -----	485	286 851	57 654	13 302	3 473
751	Automotive rental and leasing, without drivers -----	46	129 275	15 652	3 449	845
7513	Truck rental and leasing, without drivers -----	21	72 096	7 695	1 772	334
7514, 5	Passenger car rental and leasing -----	24	(D)	(D)	(D)	FF
7514	Passenger car rental -----	21	(D)	(D)	(D)	EE
7515	Passenger car leasing -----	3	(D)	(D)	(D)	AA
7519	Utility trailer and recreational vehicle rental -----	1	(D)	(D)	(D)	AA
752	Automobile parking -----	116	28 990	3 865	911	372
753	Automotive repair shops -----	246	102 176	30 779	7 269	1 430
7532	Top, body, and upholstery repair shops and paint shops -----	52	21 306	6 948	1 571	301
7532 pt.	Top and body repair shops -----	44	(D)	(D)	(D)	EE
7532 pt.	Paint shops -----	8	(D)	(D)	(D)	AA
7538	General automotive repair shops -----	117	46 842	14 395	3 505	706
7538 pt.	General automotive repair shops, except diesel -----	105	41 841	12 926	3 153	632
7538 pt.	Diesel repair shops -----	12	5 001	1 469	352	74
7533, 4, 6, 7, 9	Other automotive repair shops -----	77	34 028	9 436	2 193	423
7533	Automotive exhaust system repair shops -----	22	9 429	2 284	490	105
7534	Tire retreading and repair shops -----	6	5 837	1 377	340	60
7536	Automotive glass replacement shops -----	12	7 356	1 971	470	90
7537	Automotive transmission repair shops -----	10	3 872	1 369	335	57
7539	Automotive repair shops, n.e.c. -----	27	7 534	2 435	558	111
7539 pt.	Radiator repair -----	9	2 069	590	153	31
7539 pt.	Brake, front end, and wheel alignment -----	9	(D)	(D)	(D)	BB
7539 pt.	Automotive electrical and fuel system services -----	6	(D)	(D)	(D)	AA
7539 pt.	Other automotive repair shops, n.e.c. -----	3	(D)	(D)	(D)	AA
754	Automotive services, except repair -----	77	26 410	7 358	1 673	826
7542	Carwashes -----	34	9 011	2 958	651	496
7549	Automotive services, except repair and carwashes -----	43	17 399	4 400	1 022	330
76	Miscellaneous repair services -----	149	123 822	41 102	9 636	1 778
762	Electrical repair shops -----	41	37 405	12 372	2 920	644
7622	Radio and television repair shops -----	6	2 707	1 052	282	58
7623, 9	Other electrical and electronic repair shops -----	35	34 698	11 320	2 638	586
7623	Refrigeration and air-conditioning service and repair shops -----	8	10 258	3 988	889	169
7629	Electrical and electronic repair shops, n.e.c. -----	27	24 440	7 332	1 749	417
763	Watch, clock, and jewelry repair -----	8	(D)	(D)	(D)	BB
764	Reupholstery and furniture repair -----	11	2 819	1 145	261	65
769	Miscellaneous repair and related services -----	89	(D)	(D)	(D)	GG
7692	Welding repair -----	5	(D)	(D)	(D)	AA
7694	Armature rewinding shops -----	11	(D)	(D)	(D)	EE
7699	Repair shops and related services, n.e.c. -----	73	(D)	(D)	(D)	FF
78, 79, 84	Amusement and recreation services, including motion pictures and museums -----	181	114 945	24 275	5 503	2 121
781, 2	Motion picture production, distribution, and services -----	10	14 485	4 086	947	76
783	Motion picture theaters -----	16	19 890	2 410	605	327
7832	Motion picture theaters, except drive-in -----	15	(D)	(D)	(D)	EE
7833	Drive-in motion picture theaters -----	1	(D)	(D)	(D)	AA
784	Video tape rental -----	38	16 812	2 868	692	332
792	Theatrical producers (except motion picture), bands, orchestras, and entertainers -----	16	(D)	(D)	(D)	BB
7922	Theatrical producers (except motion picture) and miscellaneous theatrical services -----	7	(D)	(D)	(D)	BB
7929	Bands, orchestras, actors, and other entertainers and entertainment groups -----	9	(D)	(D)	(D)	BB
793	Bowling centers -----	9	(D)	(D)	(D)	CC
79 ex. 792, 3, 84	Commercial sports and other amusement and recreation services, including museums -----	92	49 410	11 016	2 368	1 046
794	Commercial sports -----	7	6 590	1 582	270	53
7941	Professional sports clubs, managers, promoters -----	4	(D)	(D)	(D)	BB
7948	Racing, including track operation -----	3	(D)	(D)	(D)	AA
79 ex. 792, 3, 4, 84	Other amusement and recreation services, including museums -----	85	42 820	9 434	2 098	993
791	Dance studios, schools, and halls -----	9	1 062	397	68	30
7991	Physical fitness facilities -----	23	16 653	3 367	845	508
7992	Public golf courses -----	3	(D)	(D)	(D)	AA
7993	Coin-operated amusement devices -----	10	10 245	2 570	610	156
7996	Amusement parks -----	-	-	-	-	-
7997	Membership sports and recreation clubs -----	10	3 955	912	187	88
7999, 84	Amusement and recreation services, including museums, n.e.c. -----	30	(D)	(D)	(D)	CC
7999 pt.	Concession operators of amusement devices and rides -----	1	(D)	(D)	(D)	AA
7999 pt.	Carnivals, circuses, and fairs -----	1	(D)	(D)	(D)	AA
7999 pt., 84	Other recreation and amusements, including museums -----	28	9 533	1 888	368	203

Table 5. Summary Statistics for Firms Subject to Federal Income Tax for Places With 350 Establishments or More: 1992 — Con.

[Includes only establishments with payroll. For meaning of abbreviations and symbols, see introductory text. For explanation of terms and comparability of 1987 and 1992 censuses, see appendix A. For information on geographic areas followed by ▲, see appendix F]

SIC code	Geographic area and kind of business or operation	Establishments (number)	Receipts (\$1,000)	Annual payroll (\$1,000)	First-quarter payroll (\$1,000)	Paid employees for pay period including March 12 (number)
COLUMBUS ▲—Con.						
80	Health services	1 135	945 782	475 880	98 486	13 098
801	Offices and clinics of doctors of medicine	526	514 402	292 965	55 244	4 196
8011 pt.	Offices of doctors of medicine	512	488 823	282 290	52 699	3 961
8011 pt.	General medical clinics	14	25 579	10 675	2 545	235
802	Offices and clinics of dentists	246	77 351	28 359	6 357	1 231
803	Offices and clinics of doctors of osteopathy	58	50 653	31 148	6 855	692
804	Offices and clinics of other health practitioners	185	53 251	20 630	4 755	892
8041	Offices and clinics of chiropractors	41	10 742	2 917	679	150
8042	Offices and clinics of optometrists	37	8 097	2 339	624	113
8043	Offices and clinics of podiatrists	30	8 508	3 581	803	115
8049	Offices and clinics of health practitioners, n.e.c.	77	25 904	11 793	2 649	514
805	Nursing and personal care facilities	34	96 924	43 032	10 346	2 953
8051	Skilled nursing care facilities	20	93 112	41 224	9 959	2 834
8052	Intermediate care facilities	11	(D)	(D)	(D)	BB
8059	Nursing and personal care facilities, n.e.c.	3	(D)	(D)	(D)	BB
806	Hospitals	2	(D)	(D)	(D)	GG
8062	General medical and surgical hospitals	2	(D)	(D)	(D)	GG
8063, 9	Specialty hospitals	—	—	—	—	—
807, 8, 9	Other health services	84	(D)	(D)	(D)	GG
807	Medical and dental laboratories	42	(D)	(D)	(D)	EE
8071	Medical laboratories	22	(D)	(D)	(D)	CC
8072	Dental laboratories	20	(D)	(D)	(D)	CC
808	Home health care services	20	23 415	10 976	3 009	1 049
809	Miscellaneous health and allied services, n.e.c.	22	(D)	(D)	(D)	CC
8092	Kidney dialysis centers	2	(D)	(D)	(D)	BB
8093	Specialty outpatient facilities, n.e.c.	12	(D)	(D)	(D)	CC
8099	Health and allied services, n.e.c.	8	1 636	495	91	26
81	Legal services	505	472 237	161 572	36 551	4 426
823, 4, 9	Selected educational services	40	14 762	5 178	1 419	435
823	Libraries	1	(D)	(D)	(D)	AA
824	Vocational schools	15	7 846	2 881	755	216
829	Schools and educational services, n.e.c.	24	(D)	(D)	(D)	CC
83	Social services	96	24 249	11 046	2 660	1 013
835	Child day care services	53	13 827	6 932	1 651	772
832, 3, 6, 9	Other social services	43	10 422	4 114	1 009	241
87 ex. 8733	Engineering, accounting, research, management, and related services (except noncommercial research organizations)	620	847 647	375 852	87 481	10 352
871	Engineering, architectural, and surveying services	206	257 793	126 538	28 198	3 318
8711	Engineering services	127	174 402	90 605	20 156	2 291
8712	Architectural services	72	78 872	33 816	7 634	957
8713	Surveying services	7	4 519	2 117	408	70
872	Accounting, auditing, and bookkeeping services	168	(D)	(D)	(D)	GG
873 ex. 8733	Research, development, and testing services (except noncommercial research organizations)	40	(D)	(D)	(D)	HH
8731	Commercial physical and biological research	11	(D)	(D)	(D)	HH
8732	Commercial economic, sociological, and educational research	15	6 929	2 473	555	220
8734	Testing laboratories	14	8 874	3 236	780	138
874	Management and public relations services	206	139 331	55 145	13 323	1 603
8741	Management services	60	47 454	18 315	4 886	599
8742	Management consulting services	92	55 910	22 625	5 064	574
8743	Public relations services	27	11 910	5 102	1 128	156
8744	Facilities support management services	—	—	—	—	—
8748	Business consulting services, n.e.c.	27	24 057	9 103	2 245	274
89	Services, n.e.c.	29	(D)	(D)	(D)	CC
CUYAHOGA FALLS						
	Total	363	140 125	57 783	12 868	3 320
70 ex. 704	Hotels, rooming houses, camps, and other lodging places (except membership lodging)	3	(D)	(D)	(D)	CC
7011	Hotels and motels	3	(D)	(D)	(D)	CC
7011 pt.	Hotels	1	(D)	(D)	(D)	CC
7011 pt.	Motels, motor hotels, and tourist courts	2	(D)	(D)	(D)	AA
702, 3	Other lodging places	—	—	—	—	—

Table 5. Summary Statistics for Firms Subject to Federal Income Tax for Places With 350 Establishments or More: 1992 — Con.

[Includes only establishments with payroll. For meaning of abbreviations and symbols, see introductory text. For explanation of terms and comparability of 1987 and 1992 censuses, see appendix A. For information on geographic areas followed by ▲, see appendix F]

SIC code	Geographic area and kind of business or operation	Establishments (number)	Receipts (\$1,000)	Annual payroll (\$1,000)	First-quarter payroll (\$1,000)	Paid employees for pay period including March 12 (number)
CUYAHOGA FALLS—Con.						
72	Personal services	52	9 107	3 631	959	500
721	Laundry, cleaning, and garment services	9	1 055	337	61	41
7211	Power laundries, family and commercial*	—	—	—	—	—
7213	Linen supply*	—	—	—	—	—
7215	Coin-operated laundries and drycleaning	2	(D)	(D)	(D)	AA
7216	Drycleaning plants, except rug cleaning*	5	689	231	41	28
7217	Carpet and upholstery cleaning	1	(D)	(D)	(D)	AA
7218	Industrial laundriers*	—	—	—	—	—
7212, 9	Other laundry, cleaning, and garment services*	1	(D)	(D)	(D)	AA
722	Photographic studios, portrait	1	(D)	(D)	(D)	AA
723, 4	Beauty and barber shops	29	3 923	1 944	477	193
723	Beauty shops	28	(D)	(D)	(D)	CC
724	Barber shops	1	(D)	(D)	(D)	AA
725	Shoe repair shops and shoeshine parlors	4	(D)	(D)	(D)	AA
726	Funeral service and crematories	4	1 698	361	85	21
729	Miscellaneous personal services	5	(D)	(D)	(D)	CC
73	Business services	50	20 069	9 614	2 389	760
731	Advertising	3	(D)	(D)	(D)	AA
732	Consumer credit reporting agencies, mercantile reporting agencies, and adjustment and collection agencies	3	(D)	(D)	(D)	BB
733	Mailing, reproduction, commercial art and photography, and stenographic services	5	567	98	25	7
734	Services to dwellings and other buildings	15	2 389	1 257	337	187
735	Miscellaneous equipment rental and leasing	3	2 740	769	292	29
736	Personnel supply services	5	6 056	4 198	1 009	352
737	Computer programming, data processing, and other computer related services	9	4 199	1 488	333	47
7371, 2, 3	Computer programming, prepackaged software, and integrated systems	7	(D)	(D)	(D)	BB
7374, 5, 6	Data processing services	—	—	—	—	—
7377, 8, 9	Computer rental and leasing, maintenance, and related services, n.e.c.	2	(D)	(D)	(D)	AA
738	Miscellaneous business services	7	2 695	1 229	270	111
75	Automotive repair, services, and parking	35	13 718	3 267	756	190
751	Automotive rental and leasing, without drivers	4	4 576	584	144	22
752	Automobile parking	—	—	—	—	—
753	Automotive repair shops	22	6 645	1 973	442	100
7532	Top, body, and upholstery repair shops and paint shops	7	2 358	712	183	36
7538	General automotive repair shops	7	1 938	606	123	32
7533, 4, 6, 7, 9	Other automotive repair shops	8	2 349	655	136	32
754	Automotive services, except repair	9	2 497	710	170	68
76	Miscellaneous repair services	11	5 453	1 378	265	65
762	Electrical repair shops	5	(D)	(D)	(D)	BB
7622	Radio and television repair shops	—	—	—	—	—
7623, 9	Other electrical and electronic repair shops	5	(D)	(D)	(D)	BB
763	Watch, clock, and jewelry repair	—	—	—	—	—
764	Reupholstery and furniture repair	1	(D)	(D)	(D)	AA
769	Miscellaneous repair and related services	5	(D)	(D)	(D)	BB
78, 79, 84	Amusement and recreation services, including motion pictures and museums	12	5 947	799	216	112
781, 2	Motion picture production, distribution, and services	—	—	—	—	—
783	Motion picture theaters	1	(D)	(D)	(D)	BB
784	Video tape rental	4	(D)	(D)	(D)	BB
792	Theatrical producers (except motion picture), bands, orchestras, and entertainers	2	(D)	(D)	(D)	AA
793	Bowling centers	2	(D)	(D)	(D)	BB
79 ex. 792, 3, 84	Commercial sports and other amusement and recreation services, including museums	3	135	27	10	5
80	Health services	142	58 452	28 475	5 739	1 085
801	Offices and clinics of doctors of medicine	55	17 133	8 533	1 741	230
802	Offices and clinics of dentists	31	9 059	4 808	1 041	188
803	Offices and clinics of doctors of osteopathy	19	10 899	5 901	872	95
804	Offices and clinics of other health practitioners	22	5 555	1 828	367	81
805	Nursing and personal care facilities	2	(D)	(D)	(D)	CC
806	Hospitals	—	—	—	—	—
807, 8, 9	Other health services	13	(D)	(D)	(D)	EE
81	Legal services	16	3 288	1 461	192	43
823, 4, 9	Selected educational services	1	(D)	(D)	(D)	BB
83	Social services	6	(D)	(D)	(D)	BB
835	Child day care services	4	747	300	68	47
832, 3, 6, 9	Other social services	2	(D)	(D)	(D)	AA

Table 5. Summary Statistics for Firms Subject to Federal Income Tax for Places With 350 Establishments or More: 1992 — Con.

[Includes only establishments with payroll. For meaning of abbreviations and symbols, see introductory text. For explanation of terms and comparability of 1987 and 1992 censuses, see appendix A. For information on geographic areas followed by ▲, see appendix F]

SIC code	Geographic area and kind of business or operation	Establishments (number)	Receipts (\$1,000)	Annual payroll (\$1,000)	First-quarter payroll (\$1,000)	Paid employees for pay period including March 12 (number)
CUYAHOGA FALLS—Con.						
87 ex. 8733	Engineering, accounting, research, management, and related services (except noncommercial research organizations) -----	32	11 510	5 312	1 381	232
871	Engineering, architectural, and surveying services -----	10	5 943	2 502	748	89
872	Accounting, auditing, and bookkeeping services -----	13	(D)	(D)	(D)	CC
873 ex. 8733	Research, development, and testing services (except noncommercial research organizations) -----	1	(D)	(D)	(D)	AA
874	Management and public relations services -----	8	2 829	1 066	200	41
89	Services, n.e.c. -----	3	(D)	(D)	(D)	AA
DAYTON						
	Total -----	1 334	1 077 428	452 382	99 177	18 110
70 ex. 704	Hotels, rooming houses, camps, and other lodging places (except membership lodging) -----	13	29 351	8 662	1 978	799
7011	Hotels and motels -----	13	29 351	8 662	1 978	799
7011 pt.	Hotels -----	5	26 049	7 874	1 781	680
7011 pt.	Motels, motor hotels, and tourist courts -----	8	3 302	788	197	119
702, 3	Other lodging places -----	—	—	—	—	—
72	Personal services -----	120	63 863	26 949	6 423	1 620
721	Laundry, cleaning, and garment services -----	44	43 951	19 678	4 574	1 074
7211	Power laundries, family and commercial* -----	4	(D)	(D)	(D)	BB
7213	Linen supply* -----	3	(D)	(D)	(D)	EE
7215	Coin-operated laundries and drycleaning -----	9	4 964	1 446	296	61
7216	Drycleaning plants, except rug cleaning* -----	13	2 626	1 089	257	101
7217	Carpet and upholstery cleaning -----	6	533	145	33	20
7218	Industrial laundries* -----	5	25 036	11 773	2 739	591
7212, 9	Other laundry, cleaning, and garment services* -----	4	(D)	(D)	(D)	AA
722	Photographic studios, portrait -----	6	2 872	1 229	363	96
723, 4	Beauty and barber shops -----	29	4 683	2 401	600	208
723	Beauty shops -----	28	(D)	(D)	(D)	CC
724	Barber shops -----	1	(D)	(D)	(D)	AA
725	Shoe repair shops and shoeshine parlors -----	3	247	93	24	8
726	Funeral service and crematories -----	20	10 105	2 886	664	135
729	Miscellaneous personal services -----	18	2 005	662	198	99
73	Business services -----	208	259 115	98 832	23 407	5 603
731	Advertising -----	9	8 815	2 672	694	91
732	Consumer credit reporting agencies, mercantile reporting agencies, and adjustment and collection agencies -----	11	13 816	4 837	1 227	255
733	Mailing, reproduction, commercial art and photography, and stenographic services -----	30	10 901	4 101	897	207
734	Services to dwellings and other buildings -----	37	17 216	9 537	2 164	887
735	Miscellaneous equipment rental and leasing -----	14	9 080	1 937	426	74
736	Personnel supply services -----	28	33 515	23 025	5 411	1 819
737	Computer programming, data processing, and other computer related services -----	26	111 306	23 386	5 329	708
7371, 2, 3	Computer programming, prepackaged software, and integrated systems -----	14	(D)	(D)	(D)	CC
7374, 5, 6	Data processing services -----	5	(D)	(D)	(D)	EE
7377, 8, 9	Computer rental and leasing, maintenance, and related services, n.e.c. -----	7	5 379	3 333	833	113
738	Miscellaneous business services -----	53	54 466	29 337	7 259	1 562
75	Automotive repair, services, and parking -----	147	62 302	14 458	3 448	878
751	Automotive rental and leasing, without drivers -----	10	17 586	2 226	505	93
752	Automobile parking -----	56	11 288	1 565	384	173
753	Automotive repair shops -----	66	28 388	8 771	2 127	471
7532	Top, body, and upholstery repair shops and paint shops -----	13	6 110	1 836	472	101
7538	General automotive repair shops -----	24	6 019	2 000	493	116
7533, 4, 6, 7, 9	Other automotive repair shops -----	29	16 259	4 935	1 162	254
754	Automotive services, except repair -----	15	5 040	1 896	432	141
76	Miscellaneous repair services -----	64	52 191	17 511	4 262	772
762	Electrical repair shops -----	14	18 190	6 582	1 588	329
7622	Radio and television repair shops -----	3	434	158	39	17
7623, 9	Other electrical and electronic repair shops -----	11	17 756	6 424	1 549	312
763	Watch, clock, and jewelry repair -----	3	(D)	(D)	(D)	BB
764	Reupholstery and furniture repair -----	7	755	251	61	20
769	Miscellaneous repair and related services -----	40	(D)	(D)	(D)	EE
78, 79, 84	Amusement and recreation services, including motion pictures and museums -----	55	20 373	5 545	1 296	444
781, 2	Motion picture production, distribution, and services -----	4	423	188	47	3
783	Motion picture theaters -----	5	1 625	369	80	43
784	Video tape rental -----	7	2 192	428	89	71
792	Theatrical producers (except motion picture), bands, orchestras, and entertainers -----	7	2 803	1 081	249	78
793	Bowling centers -----	5	2 556	800	215	93
79 ex. 792, 3, 84	Commercial sports and other amusement and recreation services, including museums -----	27	10 774	2 679	616	156

Table 5. Summary Statistics for Firms Subject to Federal Income Tax for Places With 350 Establishments or More: 1992 — Con.

[Includes only establishments with payroll. For meaning of abbreviations and symbols, see introductory text. For explanation of terms and comparability of 1987 and 1992 censuses, see appendix A. For information on geographic areas followed by ▲, see appendix F.]

SIC code	Geographic area and kind of business or operation	Establishments (number)	Receipts (\$1,000)	Annual payroll (\$1,000)	First-quarter payroll (\$1,000)	Paid employees for pay period including March 12 (number)
DAYTON—Con.						
80	Health services -----	367	319 660	166 153	33 380	4 302
801	Offices and clinics of doctors of medicine -----	184	198 151	114 920	22 167	1 788
802	Offices and clinics of dentists -----	60	22 037	9 424	2 062	388
803	Offices and clinics of doctors of osteopathy -----	37	22 158	12 643	2 535	187
804	Offices and clinics of other health practitioners -----	37	9 551	4 094	814	160
805	Nursing and personal care facilities -----	19	25 139	10 341	2 311	827
806	Hospitals -----	1	(D)	(D)	(D)	CC
807, 8, 9	Other health services -----	29	(D)	(D)	(D)	FF
81	Legal services -----	178	116 522	51 597	10 462	1 308
823, 4, 9	Selected educational services -----	10	(D)	(D)	(D)	CC
83	Social services -----	32	8 389	3 412	838	369
835	Child day care services -----	19	4 678	1 960	455	231
832, 3, 6, 9	Other social services -----	13	3 711	1 452	383	138
87 ex. 8733	Engineering, accounting, research, management, and related services (except noncommercial research organizations) -----	136	133 067	56 248	12 933	1 831
871	Engineering, architectural, and surveying services -----	49	70 708	31 037	6 873	949
872	Accounting, auditing, and bookkeeping services -----	41	14 464	14 664	3 570	476
873 ex. 8733	Research, development, and testing services (except noncommercial research organizations) -----	7	4 543	1 816	419	76
874	Management and public relations services -----	39	21 355	8 731	2 071	330
89	Services, n.e.c. -----	4	(D)	(D)	(D)	BB
DUBLIN ▲						
	Total -----	403	659 556	221 094	48 888	8 472
70 ex. 704	Hotels, rooming houses, camps, and other lodging places (except membership lodging) -----	8	15 781	4 692	983	316
7011	Hotels and motels -----	8	15 781	4 692	983	316
7011 pt. 7011 pt.	Hotels -----	5	13 440	4 153	887	277
	Motels, motor hotels, and tourist courts -----	3	2 341	539	96	39
702, 3	Other lodging places -----	—	—	—	—	—
72	Personal services -----	34	13 307	6 003	1 323	390
721	Laundry, cleaning, and garment services -----	10	4 854	1 823	362	137
7211	Power laundries, family and commercial* -----	2	(D)	(D)	(D)	AA
7213	Linen supply* -----	—	—	—	—	—
7215	Coin-operated laundries and drycleaning -----	1	(D)	(D)	(D)	AA
7216	Drycleaning plants, except rug cleaning* -----	4	(D)	(D)	(D)	BB
7217	Carpet and upholstery cleaning -----	2	(D)	(D)	(D)	BB
7218	Industrial launderers* -----	—	—	—	—	—
7212, 9	Other laundry, cleaning, and garment services* -----	1	(D)	(D)	(D)	AA
722	Photographic studios, portrait -----	2	(D)	(D)	(D)	AA
723, 4	Beauty and barber shops -----	16	7 835	4 065	937	234
723	Beauty shops -----	16	7 835	4 065	937	234
724	Barber shops -----	—	—	—	—	—
725	Shoe repair shops and shoeshine parlors -----	—	—	—	—	—
726	Funeral service and crematories -----	—	—	—	—	—
729	Miscellaneous personal services -----	6	(D)	(D)	(D)	AA
73	Business services -----	118	285 847	96 534	22 290	2 901
731	Advertising -----	7	10 085	4 097	867	83
732	Consumer credit reporting agencies, mercantile reporting agencies, and adjustment and collection agencies -----	10	22 913	8 265	1 732	400
733	Mailing, reproduction, commercial art and photography, and stenographic services -----	12	5 642	1 102	279	50
734	Services to dwellings and other buildings -----	11	2 085	766	136	77
735	Miscellaneous equipment rental and leasing -----	4	(D)	(D)	(D)	BB
736	Personnel supply services -----	10	7 714	2 770	609	272
737	Computer programming, data processing, and other computer related services -----	44	223 331	76 349	17 991	1 837
7371, 2, 3	Computer programming, prepackaged software, and integrated systems -----	26	57 555	24 772	6 508	554
7374, 5, 6	Data processing services -----	9	160 258	50 711	11 283	1 264
7377, 8, 9	Computer rental and leasing, maintenance, and related services, n.e.c. -----	9	5 518	866	200	19
738	Miscellaneous business services -----	20	(D)	(D)	(D)	CC
75	Automotive repair, services, and parking -----	10	5 252	1 594	399	86
751	Automotive rental and leasing, without drivers -----	1	(D)	(D)	(D)	AA
752	Automobile parking -----	—	—	—	—	—
753	Automotive repair shops -----	7	4 339	1 380	356	53
7532	Top, body, and upholstery repair shops and paint shops -----	2	(D)	(D)	(D)	AA
7538	General automotive repair shops -----	4	3 387	1 071	282	43
7533, 4, 6, 7, 9	Other automotive repair shops -----	1	(D)	(D)	(D)	AA
754	Automotive services, except repair -----	2	(D)	(D)	(D)	BB

Table 5. Summary Statistics for Firms Subject to Federal Income Tax for Places With 350 Establishments or More: 1992 — Con.

[Includes only establishments with payroll. For meaning of abbreviations and symbols, see introductory text. For explanation of terms and comparability of 1987 and 1992 censuses, see appendix A. For information on geographic areas followed by ▲, see appendix F]

SIC code	Geographic area and kind of business or operation	Establishments (number)	Receipts (\$1,000)	Annual payroll (\$1,000)	First-quarter payroll (\$1,000)	Paid employees for pay period including March 12 (number)
	DUBLIN ▲—Con.					
76	Miscellaneous repair services -----	1	(D)	(D)	(D)	AA
762	Electrical repair shops -----	—	—	—	—	—
7622	Radio and television repair shops -----	—	—	—	—	—
7623, 9	Other electrical and electronic repair shops -----	—	—	—	—	—
763	Watch, clock, and jewelry repair -----	—	—	—	—	—
764	Reupholstery and furniture repair -----	—	—	—	—	—
769	Miscellaneous repair and related services -----	1	(D)	(D)	(D)	AA
78, 79, 84	Amusement and recreation services, including motion pictures and museums -----	17	20 729	4 543	739	340
781, 2	Motion picture production, distribution, and services -----	1	(D)	(D)	(D)	AA
783	Motion picture theaters -----	1	(D)	(D)	(D)	BB
784	Video tape rental -----	3	(D)	(D)	(D)	AA
792	Theatrical producers (except motion picture), bands, orchestras, and entertainers -----	—	—	—	—	—
793	Bowling centers -----	—	—	—	—	—
79 ex. 792, 3, 84	Commercial sports and other amusement and recreation services, including museums -----	12	(D)	(D)	(D)	CC
80	Health services -----	90	193 984	61 502	13 157	2 792
801	Offices and clinics of doctors of medicine -----	34	21 394	12 264	2 455	280
802	Offices and clinics of dentists -----	18	(D)	(D)	(D)	CC
803	Offices and clinics of doctors of osteopathy -----	3	1 223	599	90	11
804	Offices and clinics of other health practitioners -----	19	(D)	(D)	(D)	BB
805	Nursing and personal care facilities -----	3	(D)	(D)	(D)	CC
806	Hospitals -----	—	—	—	—	—
807, 8, 9	Other health services -----	13	(D)	(D)	(D)	GG
81	Legal services -----	10	2 513	703	157	35
823, 4, 9	Selected educational services -----	5	(D)	(D)	(D)	BB
83	Social services -----	16	6 876	3 204	654	455
835	Child day care services -----	16	6 876	3 204	654	455
832, 3, 6, 9	Other social services -----	—	—	—	—	—
87 ex. 8733	Engineering, accounting, research, management, and related services (except noncommercial research organizations) -----	92	107 672	39 075	8 382	1 028
871	Engineering, architectural, and surveying services -----	34	69 961	19 581	4 286	464
872	Accounting, auditing, and bookkeeping services -----	15	14 940	9 158	1 966	251
873 ex. 8733	Research, development, and testing services (except noncommercial research organizations) -----	7	5 831	2 836	620	56
874	Management and public relations services -----	36	16 940	7 500	1 510	257
89	Services, n.e.c. -----	2	(D)	(D)	(D)	BB
	ELYRIA					
	Total -----	372	147 469	59 771	12 888	2 982
70 ex. 704	Hotels, rooming houses, camps, and other lodging places (except membership lodging) -----	9	8 670	1 994	461	224
7011	Hotels and motels -----	9	8 670	1 994	461	224
7011 pt.	Hotels -----	3	(D)	(D)	(D)	BB
7011 pt.	Motels, motor hotels, and tourist courts -----	6	(D)	(D)	(D)	CC
702, 3	Other lodging places -----	—	—	—	—	—
72	Personal services -----	49	7 059	2 472	636	261
721	Laundry, cleaning, and garment services -----	10	1 513	530	145	59
7211	Power laundries, family and commercial* -----	—	—	—	—	—
7213	Linen supply* -----	—	—	—	—	—
7215	Coin-operated laundries and drycleaning -----	2	(D)	(D)	(D)	AA
7216	Drycleaning plants, except rug cleaning* -----	7	1 329	496	139	52
7217	Carpet and upholstery cleaning -----	1	(D)	(D)	(D)	AA
7218	Industrial launderers* -----	—	—	—	—	—
7212, 9	Other laundry, cleaning, and garment services* -----	—	—	—	—	—
722	Photographic studios, portrait -----	5	788	198	32	21
723, 4	Beauty and barber shops -----	23	2 006	976	244	121
723	Beauty shops -----	22	(D)	(D)	(D)	CC
724	Barber shops -----	1	(D)	(D)	(D)	AA
725	Shoe repair shops and shoeshine parlors -----	—	—	—	—	—
726	Funeral service and crematories -----	4	1 598	433	136	31
729	Miscellaneous personal services -----	7	1 154	335	79	29

Table 5. Summary Statistics for Firms Subject to Federal Income Tax for Places With 350 Establishments or More: 1992 — Con.

[Includes only establishments with payroll. For meaning of abbreviations and symbols, see introductory text. For explanation of terms and comparability of 1987 and 1992 censuses, see appendix A. For information on geographic areas followed by ▲, see appendix F]

SIC code	Geographic area and kind of business or operation	Establishments (number)	Receipts (\$1,000)	Annual payroll (\$1,000)	First-quarter payroll (\$1,000)	Paid employees for pay period including March 12 (number)
	ELYRIA—Con.					
73	Business services	37	15 455	6 986	1 443	584
731	Advertising	3	1 640	281	59	12
732	Consumer credit reporting agencies, mercantile reporting agencies, and adjustment and collection agencies	—	—	—	—	—
733	Mailing, reproduction, commercial art and photography, and stenographic services	7	3 266	1 335	274	50
734	Services to dwellings and other buildings	9	3 699	1 939	428	278
735	Miscellaneous equipment rental and leasing	4	(D)	(D)	(D)	BB
736	Personnel supply services	3	(D)	(D)	(D)	CC
737	Computer programming, data processing, and other computer related services	3	(D)	(D)	(D)	AA
7371, 2, 3	Computer programming, prepackaged software, and integrated systems	1	(D)	(D)	(D)	AA
7374, 5, 6	Data processing services	1	(D)	(D)	(D)	AA
7377, 8, 9	Computer rental and leasing, maintenance, and related services, n.e.c.	1	(D)	(D)	(D)	AA
738	Miscellaneous business services	8	2 162	1 000	218	79
75	Automotive repair, services, and parking	40	16 479	4 200	961	234
751	Automotive rental and leasing, without drivers	4	(D)	(D)	(D)	BB
752	Automobile parking	—	—	—	—	—
753	Automotive repair shops	32	11 967	3 391	784	178
7532	Top, body, and upholstery repair shops and paint shops	13	3 803	1 287	287	69
7538	General automotive repair shops	11	5 225	1 454	360	76
7533, 4, 6, 7, 9	Other automotive repair shops	8	2 939	650	137	33
754	Automotive services, except repair	4	(D)	(D)	(D)	BB
76	Miscellaneous repair services	15	4 706	1 225	260	69
762	Electrical repair shops	4	1 296	308	69	16
7622	Radio and television repair shops	2	(D)	(D)	(D)	AA
7623, 9	Other electrical and electronic repair shops	2	(D)	(D)	(D)	AA
763	Watch, clock, and jewelry repair	—	—	—	—	—
764	Reupholstery and furniture repair	1	(D)	(D)	(D)	AA
769	Miscellaneous repair and related services	10	(D)	(D)	(D)	BB
78, 79, 84	Amusement and recreation services, including motion pictures and museums	26	8 853	1 846	391	211
781, 2	Motion picture production, distribution, and services	—	—	—	—	—
783	Motion picture theaters	1	(D)	(D)	(D)	BB
784	Video tape rental	6	(D)	(D)	(D)	BB
792	Theatrical producers (except motion picture), bands, orchestras, and entertainers	—	—	—	—	—
793	Bowling centers	5	791	155	43	20
79 ex. 792, 3; 84	Commercial sports and other amusement and recreation services, including museums	14	5 074	1 183	220	126
80	Health services	124	60 525	29 519	6 156	1 017
801	Offices and clinics of doctors of medicine	61	33 969	18 337	3 676	403
802	Offices and clinics of dentists	32	10 279	4 184	993	207
803	Offices and clinics of doctors of osteopathy	1	(D)	(D)	(D)	AA
804	Offices and clinics of other health practitioners	18	4 294	1 220	291	74
805	Nursing and personal care facilities	5	6 614	3 767	725	200
806	Hospitals	—	—	—	—	—
807, 8, 9	Other health services	7	(D)	(D)	(D)	CC
81	Legal services	38	10 316	4 264	892	118
823, 4, 9	Selected educational services	3	(D)	(D)	(D)	AA
83	Social services	4	620	146	36	25
835	Child day care services	2	(D)	(D)	(D)	BB
832, 3, 6, 9	Other social services	2	(D)	(D)	(D)	AA
87 ex. 8733	Engineering, accounting, research, management, and related services (except noncommercial research organizations)	26	14 322	7 011	1 628	220
871	Engineering, architectural, and surveying services	8	5 628	2 376	541	69
872	Accounting, auditing, and bookkeeping services	10	(D)	(D)	(D)	BB
873 ex. 8733	Research, development, and testing services (except noncommercial research organizations)	1	(D)	(D)	(D)	AA
874	Management and public relations services	7	4 428	2 804	674	93
89	Services, n.e.c.	1	(D)	(D)	(D)	AA

Table 5. Summary Statistics for Firms Subject to Federal Income Tax for Places With 350 Establishments or More: 1992 — Con.

[Includes only establishments with payroll. For meaning of abbreviations and symbols, see introductory text. For explanation of terms and comparability of 1987 and 1992 censuses, see appendix A. For information on geographic areas followed by ▲, see appendix F]

SIC code	Geographic area and kind of business or operation	Establishments (number)	Receipts (\$1,000)	Annual payroll (\$1,000)	First-quarter payroll (\$1,000)	Paid employees for pay period including March 12 (number)
FINDLAY						
	Total	360	159 006	66 589	13 431	3 315
70 ex. 704	Hotels, rooming houses, camps, and other lodging places (except membership lodging)	8	(D)	(D)	(D)	CC
7011	Hotels and motels	7	(D)	(D)	(D)	CC
7011 pt.	Hotels	2	(D)	(D)	(D)	BB
7011 pt.	Motels, motor hotels, and tourist courts	5	(D)	(D)	(D)	BB
702, 3	Other lodging places	1	(D)	(D)	(D)	AA
72	Personal services	43	11 193	4 117	911	339
721	Laundry, cleaning, and garment services	10	(D)	(D)	(D)	BB
7211	Power laundries, family and commercial*	—	—	—	—	—
7213	Linen supply*	—	—	—	—	—
7215	Coin-operated laundries and drycleaning	5	(D)	(D)	(D)	AA
7216	Drycleaning plants, except rug cleaning*	2	(D)	(D)	(D)	AA
7217	Carpet and upholstery cleaning	1	(D)	(D)	(D)	AA
7218	Industrial launderers*	1	(D)	(D)	(D)	BB
7212, 9	Other laundry, cleaning, and garment services*	1	(D)	(D)	(D)	AA
722	Photographic studios, portrait	3	(D)	(D)	(D)	AA
723, 4	Beauty and barber shops	19	(D)	(D)	(D)	CC
723	Beauty shops	19	(D)	(D)	(D)	CC
724	Barber shops	—	—	—	—	—
725	Shoe repair shops and shoeshine parlors	—	—	—	—	—
726	Funeral service and crematories	3	(D)	(D)	(D)	BB
729	Miscellaneous personal services	8	(D)	(D)	(D)	BB
73	Business services	60	37 011	16 297	3 264	1 101
731	Advertising	2	(D)	(D)	(D)	AA
732	Consumer credit reporting agencies, mercantile reporting agencies, and adjustment and collection agencies	3	(D)	(D)	(D)	BB
733	Mailing, reproduction, commercial art and photography, and stenographic services	6	(D)	(D)	(D)	BB
734	Services to dwellings and other buildings	13	(D)	(D)	(D)	BB
735	Miscellaneous equipment rental and leasing	5	(D)	(D)	(D)	BB
736	Personnel supply services	12	13 314	9 223	1 728	721
737	Computer programming, data processing, and other computer related services	5	757	115	32	10
7371, 2, 3	Computer programming, prepackaged software, and integrated systems	2	(D)	(D)	(D)	AA
7374, 5, 6	Data processing services	2	(D)	(D)	(D)	AA
7377, 8, 9	Computer rental and leasing, maintenance, and related services, n.e.c.	1	(D)	(D)	(D)	AA
738	Miscellaneous business services	14	(D)	(D)	(D)	CC
75	Automotive repair, services, and parking	43	15 768	3 681	846	237
751	Automotive rental and leasing, without drivers	2	(D)	(D)	(D)	AA
752	Automobile parking	1	(D)	(D)	(D)	AA
753	Automotive repair shops	32	(D)	(D)	(D)	CC
7532	Top, body, and upholstery repair shops and paint shops	8	2 362	746	167	46
7538	General automotive repair shops	12	(D)	(D)	(D)	BB
7533, 4, 6, 7, 9	Other automotive repair shops	12	(D)	(D)	(D)	BB
754	Automotive services, except repair	8	(D)	(D)	(D)	BB
76	Miscellaneous repair services	13	9 020	2 352	558	91
762	Electrical repair shops	5	(D)	(D)	(D)	BB
7622	Radio and television repair shops	1	(D)	(D)	(D)	AA
7623, 9	Other electrical and electronic repair shops	4	(D)	(D)	(D)	BB
763	Watch, clock, and jewelry repair	—	—	—	—	—
764	Reupholstery and furniture repair	—	—	—	—	—
769	Miscellaneous repair and related services	8	(D)	(D)	(D)	BB
78, 79, 84	Amusement and recreation services, including motion pictures and museums	20	5 790	1 127	250	168
781, 2	Motion picture production, distribution, and services	—	—	—	—	—
783	Motion picture theaters	2	(D)	(D)	(D)	BB
784	Video tape rental	3	(D)	(D)	(D)	BB
792	Theatrical producers (except motion picture), bands, orchestras, and entertainers	1	(D)	(D)	(D)	AA
793	Bowling centers	2	(D)	(D)	(D)	BB
79 ex. 792, 3, 84	Commercial sports and other amusement and recreation services, including museums	12	2 794	583	114	90
80	Health services	92	48 387	25 752	4 628	747
801	Offices and clinics of doctors of medicine	45	27 539	16 324	2 665	277
802	Offices and clinics of dentists	21	8 050	3 666	717	138
803	Offices and clinics of doctors of osteopathy	3	(D)	(D)	(D)	AA
804	Offices and clinics of other health practitioners	17	(D)	(D)	(D)	BB
805	Nursing and personal care facilities	3	(D)	(D)	(D)	CC
806	Hospitals	—	—	—	—	—
807, 8, 9	Other health services	3	(D)	(D)	(D)	BB
81	Legal services	28	7 797	2 518	534	129
823, 4, 9	Selected educational services	1	(D)	(D)	(D)	AA

Table 5. Summary Statistics for Firms Subject to Federal Income Tax for Places With 350 Establishments or More: 1992 — Con.

[Includes only establishments with payroll. For meaning of abbreviations and symbols, see introductory text. For explanation of terms and comparability of 1987 and 1992 censuses, see appendix A. For information on geographic areas followed by ▲, see appendix F]

SIC code	Geographic area and kind of business or operation	Establishments (number)	Receipts (\$1,000)	Annual payroll (\$1,000)	First-quarter payroll (\$1,000)	Paid employees for pay period including March 12 (number)
FINDLAY — Con.						
83	Social services	10	(D)	(D)	(D)	BB
835	Child day care services	8	(D)	(D)	(D)	BB
832, 3, 6, 9	Other social services	2	(D)	(D)	(D)	AA
87 ex. 8733	Engineering, accounting, research, management, and related services (except noncommercial research organizations)	38	16 673	8 372	1 899	278
871	Engineering, architectural, and surveying services	8	(D)	(D)	(D)	BB
872	Accounting, auditing, and bookkeeping services	21	(D)	(D)	(D)	CC
873 ex. 8733	Research, development, and testing services (except noncommercial research organizations)	1	(D)	(D)	(D)	AA
874	Management and public relations services	8	5 986	3 212	711	82
89	Services, n.e.c.	4	(D)	(D)	(D)	AA
HAMILTON						
	Total	382	143 759	59 161	12 856	2 572
70 ex. 704	Hotels, rooming houses, camps, and other lodging places (except membership lodging)	4	3 733	1 234	294	109
7011	Hotels and motels	4	3 733	1 234	294	109
7011 pt.	Hotels	1	(D)	(D)	(D)	BB
7011 pt.	Motels, motor hotels, and tourist courts	3	(D)	(D)	(D)	AA
702, 3	Other lodging places	—	—	—	—	—
72	Personal services	60	9 667	3 566	760	249
721	Laundry, cleaning, and garment services	21	3 618	1 458	305	104
7211	Power laundries, family and commercial*	—	—	—	—	—
7213	Linen supply*	1	(D)	(D)	(D)	AA
7215	Coin-operated laundries and drycleaning	7	516	85	18	13
7216	Drycleaning plants, except rug cleaning*	9	1 498	543	131	50
7217	Carpet and upholstery cleaning	2	(D)	(D)	(D)	AA
7218	Industrial laundriers*	1	(D)	(D)	(D)	BB
7212, 9	Other laundry, cleaning, and garment services*	1	(D)	(D)	(D)	AA
722	Photographic studios, portrait	5	(D)	(D)	(D)	AA
723, 4	Beauty and barber shops	24	1 995	888	208	85
723	Beauty shops	24	1 995	888	208	85
724	Barber shops	—	—	—	—	—
725	Shoe repair shops and shoeshine parlors	1	(D)	(D)	(D)	AA
726	Funeral service and crematories	7	3 256	1 032	205	43
729	Miscellaneous personal services	2	(D)	(D)	(D)	AA
73	Business services	31	19 922	7 103	1 780	455
731	Advertising	2	(D)	(D)	(D)	AA
732	Consumer credit reporting agencies, mercantile reporting agencies, and adjustment and collection agencies	1	(D)	(D)	(D)	AA
733	Mailing, reproduction, commercial art and photography, and stenographic services	1	(D)	(D)	(D)	AA
734	Services to dwellings and other buildings	10	2 665	1 160	278	168
735	Miscellaneous equipment rental and leasing	6	3 169	580	132	30
736	Personnel supply services	1	(D)	(D)	(D)	AA
737	Computer programming, data processing, and other computer related services	3	(D)	(D)	(D)	BB
7371, 2, 3	Computer programming, prepackaged software, and integrated systems	1	(D)	(D)	(D)	AA
7374, 5, 6	Data processing services	1	(D)	(D)	(D)	BB
7377, 8, 9	Computer rental and leasing, maintenance, and related services, n.e.c.	1	(D)	(D)	(D)	AA
738	Miscellaneous business services	7	9 733	3 676	962	207
75	Automotive repair, services, and parking	49	10 977	2 665	618	178
751	Automotive rental and leasing, without drivers	1	(D)	(D)	(D)	AA
752	Automobile parking	—	—	—	—	—
753	Automotive repair shops	41	8 935	2 160	492	124
7532	Top, body, and upholstery repair shops and paint shops	9	1 900	601	113	24
7538	General automotive repair shops	20	4 228	940	240	65
7533, 4, 6, 7, 9	Other automotive repair shops	12	2 807	619	139	35
754	Automotive services, except repair	7	(D)	(D)	(D)	BB
76	Miscellaneous repair services	19	15 236	3 966	1 090	151
762	Electrical repair shops	3	(D)	(D)	(D)	AA
7622	Radio and television repair shops	—	—	—	—	—
7623, 9	Other electrical and electronic repair shops	3	(D)	(D)	(D)	AA
763	Watch, clock, and jewelry repair	2	(D)	(D)	(D)	AA
764	Reupholstery and furniture repair	3	100	15	3	2
769	Miscellaneous repair and related services	11	14 580	3 776	1 044	134

Table 5. Summary Statistics for Firms Subject to Federal Income Tax for Places With 350 Establishments or More: 1992 — Con.

[Includes only establishments with payroll. For meaning of abbreviations and symbols, see introductory text. For explanation of terms and comparability of 1987 and 1992 censuses, see appendix A. For information on geographic areas followed by ▲, see appendix F]

SIC code	Geographic area and kind of business or operation	Establishments (number)	Receipts (\$1,000)	Annual payroll (\$1,000)	First-quarter payroll (\$1,000)	Paid employees for pay period including March 12 (number)
HAMILTON—Con.						
78, 79, 84	Amusement and recreation services, including motion pictures and museums	20	5 842	1 390	268	139
781, 2	Motion picture production, distribution, and services	1	(D)	(D)	(D)	AA
783	Motion picture theaters	3	(D)	(D)	(D)	BB
784	Video tape rental	5	1 048	208	51	46
792	Theatrical producers (except motion picture), bands, orchestras, and entertainers	—	—	—	—	—
793	Bowling centers	2	(D)	(D)	(D)	BB
79 ex. 792, 3; 84	Commercial sports and other amusement and recreation services, including museums	9	1 035	207	47	31
80	Health services	111	54 600	29 099	5 635	902
801	Offices and clinics of doctors of medicine	64	34 561	19 006	3 465	369
802	Offices and clinics of dentists	27	8 420	3 929	800	161
803	Offices and clinics of doctors of osteopathy	—	—	—	—	—
804	Offices and clinics of other health practitioners	14	(D)	(D)	(D)	BB
805	Nursing and personal care facilities	4	6 958	4 130	875	265
806	Hospitals	—	—	—	—	—
807, 8, 9	Other health services	2	(D)	(D)	(D)	BB
81	Legal services	47	11 597	4 889	922	185
823, 4, 9	Selected educational services	2	(D)	(D)	(D)	AA
83	Social services	10	(D)	(D)	(D)	BB
835	Child day care services	2	(D)	(D)	(D)	BB
832, 3, 6, 9	Other social services	8	652	251	46	15
87 ex. 8733	Engineering, accounting, research, management, and related services (except noncommercial research organizations)	28	10 808	4 668	1 365	144
871	Engineering, architectural, and surveying services	8	3 964	1 286	397	39
872	Accounting, auditing, and bookkeeping services	11	3 908	2 250	785	74
873 ex. 8733	Research, development, and testing services (except noncommercial research organizations)	1	(D)	(D)	(D)	AA
874	Management and public relations services	8	(D)	(D)	(D)	BB
89	Services, n.e.c.	1	(D)	(D)	(D)	AA
KETTERING ▲						
	Total	492	428 925	183 985	41 220	6 985
70 ex. 704	Hotels, rooming houses, camps, and other lodging places (except membership lodging)	1	(D)	(D)	(D)	AA
7011	Hotels and motels	1	(D)	(D)	(D)	AA
7011 pt.	Hotels	1	(D)	(D)	(D)	AA
7011 pt.	Motels, motor hotels, and tourist courts	—	—	—	—	—
702, 3	Other lodging places	—	—	—	—	—
72	Personal services	67	15 274	6 002	1 396	509
721	Laundry, cleaning, and garment services	18	3 850	1 266	309	122
7211	Power laundries, family and commercial*	—	—	—	—	—
7213	Linen supply*	—	—	—	—	—
7215	Coin-operated laundries and drycleaning	4	481	94	22	20
7216	Drycleaning plants, except rug cleaning*	10	2 903	1 096	270	95
7217	Carpet and upholstery cleaning	1	(D)	(D)	(D)	AA
7218	Industrial laundriers*	—	—	—	—	—
7212, 9	Other laundry, cleaning, and garment services*	3	(D)	(D)	(D)	AA
722	Photographic studios, portrait	4	1 688	337	63	23
723, 4	Beauty and barber shops	34	6 814	3 675	865	287
723	Beauty shops	30	6 490	3 460	813	279
724	Barber shops	4	324	215	52	8
725	Shoe repair shops and shoeshine parlors	1	(D)	(D)	(D)	AA
726	Funeral service and crematories	1	(D)	(D)	(D)	AA
729	Miscellaneous personal services	9	(D)	(D)	(D)	BB
73	Business services	99	138 231	49 433	11 432	2 276
731	Advertising	12	10 984	2 963	669	83
732	Consumer credit reporting agencies, mercantile reporting agencies, and adjustment and collection agencies	2	(D)	(D)	(D)	BB
733	Mailing, reproduction, commercial art and photography, and stenographic services	7	(D)	(D)	(D)	BB
734	Services to dwellings and other buildings	18	5 103	2 630	543	351
735	Miscellaneous equipment rental and leasing	4	4 031	692	154	27
736	Personnel supply services	10	14 338	10 903	2 165	763
737	Computer programming, data processing, and other computer related services	22	73 699	23 416	5 972	550
7371, 2, 3	Computer programming, prepackaged software, and integrated systems	10	58 339	16 409	4 238	365
7374, 5, 6	Data processing services	6	9 185	5 758	1 494	148
7377, 8, 9	Computer rental and leasing, maintenance, and related services, n.e.c.	6	6 175	1 249	240	37
738	Miscellaneous business services	24	19 843	6 020	1 358	423

Table 5. Summary Statistics for Firms Subject to Federal Income Tax for Places With 350 Establishments or More: 1992 — Con.

[Includes only establishments with payroll. For meaning of abbreviations and symbols, see introductory text. For explanation of terms and comparability of 1987 and 1992 censuses, see appendix A. For information on geographic areas followed by ▲, see appendix F]

SIC code	Geographic area and kind of business or operation	Establishments (number)	Receipts (\$1,000)	Annual payroll (\$1,000)	First-quarter payroll (\$1,000)	Paid employees for pay period including March 12 (number)
KETTERING ▲—Con.						
75	Automotive repair, services, and parking	32	10 295	2 228	526	150
751	Automotive rental and leasing, without drivers	3	981	108	23	9
752	Automobile parking	—	—	—	—	—
753	Automotive repair shops	22	7 544	1 604	371	87
7532	Top, body, and upholstery repair shops and paint shops	6	1 590	314	67	18
7538	General automotive repair shops	9	2 419	503	135	34
7533, 4, 6, 7, 9	Other automotive repair shops	7	3 535	787	169	35
754	Automotive services, except repair	7	1 770	516	132	54
76	Miscellaneous repair services	10	4 251	958	193	39
762	Electrical repair shops	3	(D)	(D)	(D)	BB
7622	Radio and television repair shops	1	(D)	(D)	(D)	AA
7623, 9	Other electrical and electronic repair shops	2	(D)	(D)	(D)	BB
763	Watch, clock, and jewelry repair	—	—	—	—	—
764	Reupholstery and furniture repair	1	(D)	(D)	(D)	AA
769	Miscellaneous repair and related services	6	(D)	(D)	(D)	AA
78, 79, 84	Amusement and recreation services, including motion pictures and museums	35	18 211	4 854	1 160	463
781, 2	Motion picture production, distribution, and services	4	770	216	52	14
783	Motion picture theaters	2	(D)	(D)	(D)	BB
784	Video tape rental	5	2 493	399	103	44
792	Theatrical producers (except motion picture), bands, orchestras, and entertainers	1	(D)	(D)	(D)	AA
793	Bowling centers	2	(D)	(D)	(D)	BB
79 ex. 792, 3; 84	Commercial sports and other amusement and recreation services, including museums	21	11 441	3 515	767	280
80	Health services	142	126 044	71 596	13 555	1 908
801	Offices and clinics of doctors of medicine	73	84 969	52 821	9 506	807
802	Offices and clinics of dentists	34	10 568	3 781	703	186
803	Offices and clinics of doctors of osteopathy	4	2 485	1 686	229	16
804	Offices and clinics of other health practitioners	16	3 271	1 247	286	61
805	Nursing and personal care facilities	4	9 744	3 946	989	291
806	Hospitals	—	—	—	—	—
807, 8, 9	Other health services	11	15 007	8 115	1 842	547
81	Legal services	9	1 860	321	81	17
823, 4, 9	Selected educational services	1	(D)	(D)	(D)	AA
83	Social services	20	5 168	1 944	569	220
835	Child day care services	19	(D)	(D)	(D)	CC
832, 3, 6, 9	Other social services	1	(D)	(D)	(D)	AA
87 ex. 8733	Engineering, accounting, research, management, and related services (except noncommercial research organizations)	74	108 036	45 997	12 153	1 373
871	Engineering, architectural, and surveying services	18	23 401	12 068	2 802	330
872	Accounting, auditing, and bookkeeping services	22	(D)	(D)	(D)	CC
873 ex. 8733	Research, development, and testing services (except noncommercial research organizations)	7	(D)	(D)	(D)	FF
874	Management and public relations services	27	9 652	4 573	1 144	195
89	Services, n.e.c.	2	(D)	(D)	(D)	AA
LAKEWOOD						
	Total	420	205 718	80 836	17 814	3 302
70 ex. 704	Hotels, rooming houses, camps, and other lodging places (except membership lodging)	2	(D)	(D)	(D)	AA
7011	Hotels and motels	2	(D)	(D)	(D)	AA
7011 pt.	Hotels	1	(D)	(D)	(D)	AA
7011 pt.	Motels, motor hotels, and tourist courts	1	(D)	(D)	(D)	AA
702, 3	Other lodging places	—	—	—	—	—
72	Personal services	57	10 735	3 991	934	316
721	Laundry, cleaning, and garment services	11	2 567	1 065	256	76
7211	Power laundries, family and commercial*	1	(D)	(D)	(D)	BB
7213	Linen supply*	—	—	—	—	—
7215	Coin-operated laundries and drycleaning	4	194	25	7	3
7216	Drycleaning plants, except rug cleaning*	2	(D)	(D)	(D)	AA
7217	Carpet and upholstery cleaning	2	(D)	(D)	(D)	BB
7218	Industrial launderers*	1	(D)	(D)	(D)	AA
7212, 9	Other laundry, cleaning, and garment services*	1	(D)	(D)	(D)	AA
722	Photographic studios, portrait	3	(D)	(D)	(D)	BB
723, 4	Beauty and barber shops	30	3 493	1 415	336	144
723	Beauty shops	30	3 493	1 415	336	144
724	Barber shops	—	—	—	—	—
725	Shoe repair shops and shoeshine parlors	—	—	—	—	—
726	Funeral service and crematories	6	2 650	871	194	34
729	Miscellaneous personal services	7	(D)	(D)	(D)	BB

Table 5. Summary Statistics for Firms Subject to Federal Income Tax for Places With 350 Establishments or More: 1992 — Con.

[Includes only establishments with payroll. For meaning of abbreviations and symbols, see introductory text. For explanation of terms and comparability of 1987 and 1992 censuses, see appendix A. For information on geographic areas followed by ▲, see appendix F]

SIC code	Geographic area and kind of business or operation	Establishments (number)	Receipts (\$1,000)	Annual payroll (\$1,000)	First-quarter payroll (\$1,000)	Paid employees for pay period including March 12 (number)
	LAKEWOOD—Con.					
73	Business services	71	60 738	21 300	4 817	1 174
731	Advertising	3	(D)	(D)	(D)	AA
732	Consumer credit reporting agencies, mercantile reporting agencies, and adjustment and collection agencies	6	1 291	550	111	28
733	Mailing, reproduction, commercial art and photography, and stenographic services	8	3 035	869	181	41
734	Services to dwellings and other buildings	11	1 458	706	165	107
735	Miscellaneous equipment rental and leasing	1	(D)	(D)	(D)	AA
736	Personnel supply services	11	4 198	2 703	539	214
737	Computer programming, data processing, and other computer related services	15	(D)	(D)	(D)	CC
7371, 2, 3	Computer programming, prepackaged software, and integrated systems	6	890	121	19	4
7374, 5, 6	Data processing services	3	(D)	(D)	(D)	CC
7377, 8, 9	Computer rental and leasing, maintenance, and related services, n.e.c.	6	(D)	(D)	(D)	AA
738	Miscellaneous business services	16	(D)	(D)	(D)	FF
75	Automotive repair, services, and parking	28	9 277	2 735	640	140
751	Automotive rental and leasing, without drivers	2	(D)	(D)	(D)	AA
752	Automobile parking	2	(D)	(D)	(D)	AA
753	Automotive repair shops	19	6 381	1 967	449	86
7532	Top, body, and upholstery repair shops and paint shops	6	1 254	511	135	25
7538	General automotive repair shops	7	3 357	1 010	226	40
7533, 4, 6, 7, 9	Other automotive repair shops	6	1 770	446	88	21
754	Automotive services, except repair	5	1 705	594	148	37
76	Miscellaneous repair services	15	4 951	1 575	377	65
762	Electrical repair shops	5	(D)	(D)	(D)	BB
7622	Radio and television repair shops	3	234	75	16	4
7623, 9	Other electrical and electronic repair shops	2	(D)	(D)	(D)	AA
763	Watch, clock, and jewelry repair	1	(D)	(D)	(D)	AA
764	Reupholstery and furniture repair	2	(D)	(D)	(D)	BB
769	Miscellaneous repair and related services	7	1 001	291	62	20
78, 79, 84	Amusement and recreation services, including motion pictures and museums	18	3 959	1 017	236	122
781, 2	Motion picture production, distribution, and services	2	(D)	(D)	(D)	AA
783	Motion picture theaters	1	(D)	(D)	(D)	AA
784	Video tape rental	5	1 378	221	58	36
792	Theatrical producers (except motion picture), bands, orchestras, and entertainers	1	(D)	(D)	(D)	AA
793	Bowling centers	3	896	354	102	51
79 ex. 792, 3; 84	Commercial sports and other amusement and recreation services, including museums	6	1 082	233	38	19
80	Health services	135	88 749	38 063	8 111	1 019
801	Offices and clinics of doctors of medicine	82	68 737	28 773	6 163	497
802	Offices and clinics of dentists	35	9 818	4 102	898	155
803	Offices and clinics of doctors of osteopathy	1	(D)	(D)	(D)	AA
804	Offices and clinics of other health practitioners	8	1 243	489	103	23
805	Nursing and personal care facilities	3	6 358	3 360	594	196
806	Hospitals	—	—	—	—	—
807, 8, 9	Other health services	6	(D)	(D)	(D)	CC
81	Legal services	25	2 827	795	184	45
823, 4, 9	Selected educational services	6	1 193	459	82	43
83	Social services	6	1 249	579	141	48
835	Child day care services	2	(D)	(D)	(D)	BB
832, 3, 6, 9	Other social services	4	(D)	(D)	(D)	AA
87 ex. 8733	Engineering, accounting, research, management, and related services (except noncommercial research organizations)	51	21 088	9 893	2 211	314
871	Engineering, architectural, and surveying services	15	(D)	(D)	(D)	BB
872	Accounting, auditing, and bookkeeping services	20	7 470	4 290	1 352	155
873 ex. 8733	Research, development, and testing services (except noncommercial research organizations)	1	(D)	(D)	(D)	AA
874	Management and public relations services	15	9 091	3 778	528	105
89	Services, n.e.c.	6	(D)	(D)	(D)	AA

Table 5. Summary Statistics for Firms Subject to Federal Income Tax for Places With 350 Establishments or More: 1992 — Con.

[Includes only establishments with payroll. For meaning of abbreviations and symbols, see introductory text. For explanation of terms and comparability of 1987 and 1992 censuses, see appendix A. For information on geographic areas followed by ▲, see appendix F]

SIC code	Geographic area and kind of business or operation	Establishments (number)	Receipts (\$1,000)	Annual payroll (\$1,000)	First-quarter payroll (\$1,000)	Paid employees for pay period including March 12 (number)
LANCASTER						
	Total	356	121 234	48 822	10 174	2 542
70 ex. 704	Hotels, rooming houses, camps, and other lodging places (except membership lodging)	2	(D)	(D)	(D)	BB
7011	Hotels and motels	2	(D)	(D)	(D)	BB
7011 pt.	Hotels	1	(D)	(D)	(D)	BB
7011 pt.	Motels, motor hotels, and tourist courts	1	(D)	(D)	(D)	AA
702, 3	Other lodging places	—	—	—	—	—
72	Personal services	43	10 432	3 856	866	319
721	Laundry, cleaning, and garment services	12	4 556	1 570	368	117
7211	Power laundries, family and commercial*	—	—	—	—	—
7213	Linen supply*	—	—	—	—	—
7215	Coin-operated laundries and drycleaning	2	(D)	(D)	(D)	AA
7216	Drycleaning plants, except rug cleaning*	3	(D)	(D)	(D)	BB
7217	Carpet and upholstery cleaning	4	(D)	(D)	(D)	AA
7218	Industrial laundriers*	1	(D)	(D)	(D)	BB
7212, 9	Other laundry, cleaning, and garment services*	2	(D)	(D)	(D)	AA
722	Photographic studios, portrait	3	(D)	(D)	(D)	AA
723, 4	Beauty and barber shops	19	2 065	829	190	103
723	Beauty shops	19	2 065	829	190	103
724	Barber shops	—	—	—	—	—
725	Shoe repair shops and shoeshine parlors	—	—	—	—	—
726	Funeral service and crematories	3	2 020	807	175	37
729	Miscellaneous personal services	6	(D)	(D)	(D)	BB
73	Business services	35	11 118	3 794	640	401
731	Advertising	3	(D)	(D)	(D)	BB
732	Consumer credit reporting agencies, mercantile reporting agencies, and adjustment and collection agencies	2	(D)	(D)	(D)	AA
733	Mailing, reproduction, commercial art and photography, and stenographic services	1	(D)	(D)	(D)	AA
734	Services to dwellings and other buildings	10	2 269	993	197	133
735	Miscellaneous equipment rental and leasing	4	(D)	(D)	(D)	AA
736	Personnel supply services	1	(D)	(D)	(D)	AA
737	Computer programming, data processing, and other computer related services	3	(D)	(D)	(D)	AA
7371, 2, 3	Computer programming, prepackaged software, and integrated systems	2	(D)	(D)	(D)	AA
7374, 5, 6	Data processing services	—	—	—	—	—
7377, 8, 9	Computer rental and leasing, maintenance, and related services, n.e.c.	1	(D)	(D)	(D)	AA
738	Miscellaneous business services	11	(D)	(D)	(D)	CC
75	Automotive repair, services, and parking	33	7 953	2 237	473	148
751	Automotive rental and leasing, without drivers	2	(D)	(D)	(D)	AA
752	Automobile parking	—	—	—	—	—
753	Automotive repair shops	26	6 879	1 940	432	106
7532	Top, body, and upholstery repair shops and paint shops	7	2 696	799	181	41
7538	General automotive repair shops	11	(D)	(D)	(D)	BB
7533, 4, 6, 7, 9	Other automotive repair shops	8	(D)	(D)	(D)	BB
754	Automotive services, except repair	5	(D)	(D)	(D)	BB
76	Miscellaneous repair services	8	(D)	(D)	(D)	BB
762	Electrical repair shops	1	(D)	(D)	(D)	AA
7622	Radio and television repair shops	1	(D)	(D)	(D)	AA
7623, 9	Other electrical and electronic repair shops	—	—	—	—	—
763	Watch, clock, and jewelry repair	—	—	—	—	—
764	Reupholstery and furniture repair	1	(D)	(D)	(D)	AA
769	Miscellaneous repair and related services	6	(D)	(D)	(D)	BB
78, 79, 84	Amusement and recreation services, including motion pictures and museums	20	9 948	1 462	258	177
781, 2	Motion picture production, distribution, and services	1	(D)	(D)	(D)	AA
783	Motion picture theaters	2	(D)	(D)	(D)	BB
784	Video tape rental	4	566	145	38	13
792	Theatrical producers (except motion picture), bands, orchestras, and entertainers	1	(D)	(D)	(D)	BB
793	Bowling centers	2	(D)	(D)	(D)	BB
79 ex. 792, 3, 84	Commercial sports and other amusement and recreation services, including museums	10	5 999	750	75	51
80	Health services	149	61 246	28 984	5 897	1 064
801	Offices and clinics of doctors of medicine	88	37 494	18 893	3 692	470
802	Offices and clinics of dentists	25	6 662	2 447	475	121
803	Offices and clinics of doctors of osteopathy	3	1 966	1 033	252	22
804	Offices and clinics of other health practitioners	24	6 709	2 575	548	139
805	Nursing and personal care facilities	5	6 436	2 982	709	256
806	Hospitals	—	—	—	—	—
807, 8, 9	Other health services	4	1 979	1 054	221	56
81	Legal services	30	6 808	2 930	707	124
823, 4, 9	Selected educational services	—	—	—	—	—

Table 5. Summary Statistics for Firms Subject to Federal Income Tax for Places With 350 Establishments or More: 1992 — Con.

[Includes only establishments with payroll. For meaning of abbreviations and symbols, see introductory text. For explanation of terms and comparability of 1987 and 1992 censuses, see appendix A. For information on geographic areas followed by ▲, see appendix F]

SIC code	Geographic area and kind of business or operation	Establishments (number)	Receipts (\$1,000)	Annual payroll (\$1,000)	First-quarter payroll (\$1,000)	Paid employees for pay period including March 12 (number)
LANCASTER—Con.						
83	Social services	8	(D)	(D)	(D)	BB
835	Child day care services	3	427	140	27	17
832, 3, 6, 9	Other social services	5	(D)	(D)	(D)	AA
87 ex. 8733	Engineering, accounting, research, management, and related services (except noncommercial research organizations)	27	8 668	4 082	1 017	159
871	Engineering, architectural, and surveying services	7	1 527	526	99	16
872	Accounting, auditing, and bookkeeping services	12	5 404	2 529	693	116
873 ex. 8733	Research, development, and testing services (except noncommercial research organizations)	—	—	—	—	—
874	Management and public relations services	8	1 737	1 027	225	27
89	Services, n.e.c.	1	(D)	(D)	(D)	AA
LIMA						
Total		376	175 543	89 215	17 816	3 544
70 ex. 704	Hotels, rooming houses, camps, and other lodging places (except membership lodging)	5	2 982	677	156	84
7011	Hotels and motels	5	2 982	677	156	84
7011 pt.	Hotels	2	(D)	(D)	(D)	BB
7011 pt.	Motels, motor hotels, and tourist courts	3	(D)	(D)	(D)	BB
702, 3	Other lodging places	—	—	—	—	—
72	Personal services	46	11 818	3 565	933	283
721	Laundry, cleaning, and garment services	15	5 242	1 195	311	110
7211	Power laundries, family and commercial*	—	—	—	—	—
7213	Linen supply*	—	—	—	—	—
7215	Coin-operated laundries and drycleaning	5	(D)	(D)	(D)	AA
7216	Drycleaning plants, except rug cleaning*	6	1 122	457	107	43
7217	Carpet and upholstery cleaning	1	(D)	(D)	(D)	AA
7218	Industrial laundriers*	2	(D)	(D)	(D)	BB
7212, 9	Other laundry, cleaning, and garment services*	1	(D)	(D)	(D)	AA
722	Photographic studios, portrait	2	(D)	(D)	(D)	AA
723, 4	Beauty and barber shops	18	2 341	1 193	287	107
723	Beauty shops	18	2 341	1 193	287	107
724	Barber shops	—	—	—	—	—
725	Shoe repair shops and shoeshine parlors	—	—	—	—	—
726	Funeral service and crematories	7	3 590	1 060	304	47
729	Miscellaneous personal services	4	(D)	(D)	(D)	AA
73	Business services	40	27 059	13 811	3 211	988
731	Advertising	4	1 942	559	128	26
732	Consumer credit reporting agencies, mercantile reporting agencies, and adjustment and collection agencies	5	3 245	1 003	256	70
733	Mailing, reproduction, commercial art and photography, and stenographic services	3	1 332	457	106	30
734	Services to dwellings and other buildings	5	3 401	1 463	559	200
735	Miscellaneous equipment rental and leasing	4	3 294	1 044	245	44
736	Personnel supply services	8	10 634	7 423	1 458	488
737	Computer programming, data processing, and other computer related services	2	(D)	(D)	(D)	BB
7371, 2, 3	Computer programming, prepackaged software, and integrated systems	1	(D)	(D)	(D)	AA
7374, 5, 6	Data processing services	—	—	—	—	—
7377, 8, 9	Computer rental and leasing, maintenance, and related services, n.e.c.	1	(D)	(D)	(D)	AA
738	Miscellaneous business services	9	(D)	(D)	(D)	CC
75	Automotive repair, services, and parking	29	7 758	2 236	516	110
751	Automotive rental and leasing, without drivers	1	(D)	(D)	(D)	AA
752	Automobile parking	—	—	—	—	—
753	Automotive repair shops	24	7 229	2 070	483	92
7532	Top, body, and upholstery repair shops and paint shops	8	904	182	43	12
7538	General automotive repair shops	6	2 566	960	237	36
7533, 4, 6, 7, 9	Other automotive repair shops	10	3 759	928	203	44
754	Automotive services, except repair	4	(D)	(D)	(D)	AA
76	Miscellaneous repair services	7	2 295	699	173	43
762	Electrical repair shops	2	(D)	(D)	(D)	AA
7622	Radio and television repair shops	1	(D)	(D)	(D)	AA
7623, 9	Other electrical and electronic repair shops	1	(D)	(D)	(D)	AA
763	Watch, clock, and jewelry repair	—	—	—	—	—
764	Reupholstery and furniture repair	1	(D)	(D)	(D)	AA
769	Miscellaneous repair and related services	4	(D)	(D)	(D)	BB

Table 5. Summary Statistics for Firms Subject to Federal Income Tax for Places With 350 Establishments or More: 1992 — Con.

[Includes only establishments with payroll. For meaning of abbreviations and symbols, see introductory text. For explanation of terms and comparability of 1987 and 1992 censuses, see appendix A. For information on geographic areas followed by ▲, see appendix F]

SIC code	Geographic area and kind of business or operation	Establishments (number)	Receipts (\$1,000)	Annual payroll (\$1,000)	First-quarter payroll (\$1,000)	Paid employees for pay period including March 12 (number)
	LIMA—Con.					
78, 79, 84	Amusement and recreation services, including motion pictures and museums	12	3 474	678	180	83
781, 2	Motion picture production, distribution, and services	—	—	—	—	—
783	Motion picture theaters	1	(D)	(D)	(D)	BB
784	Video tape rental	2	(D)	(D)	(D)	AA
792	Theatrical producers (except motion picture), bands, orchestras, and entertainers	—	—	—	—	—
793	Bowling centers	2	(D)	(D)	(D)	BB
79 ex. 792, 3; 84	Commercial sports and other amusement and recreation services, including museums	7	1 201	232	57	22
80	Health services	135	97 453	58 408	10 309	1 560
801	Offices and clinics of doctors of medicine	78	60 489	38 869	6 431	522
802	Offices and clinics of dentists	20	9 476	4 498	878	150
803	Offices and clinics of doctors of osteopathy	2	(D)	(D)	(D)	AA
804	Offices and clinics of other health practitioners	17	5 067	2 006	412	86
805	Nursing and personal care facilities	7	(D)	(D)	(D)	FF
806	Hospitals	—	—	—	—	—
807, 8, 9	Other health services	11	(D)	(D)	(D)	CC
81	Legal services	63	12 406	4 413	968	197
823, 4, 9	Selected educational services	2	(D)	(D)	(D)	AA
83	Social services	5	(D)	(D)	(D)	AA
835	Child day care services	3	(D)	(D)	(D)	AA
832, 3, 6, 9	Other social services	2	(D)	(D)	(D)	AA
87 ex. 8733	Engineering, accounting, research, management, and related services (except noncommercial research organizations)	32	9 037	4 179	1 040	169
871	Engineering, architectural, and surveying services	7	2 431	1 405	294	45
872	Accounting, auditing, and bookkeeping services	16	3 838	1 439	402	84
873 ex. 8733	Research, development, and testing services (except noncommercial research organizations)	3	1 167	520	145	26
874	Management and public relations services	6	1 601	815	199	14
89	Services, n.e.c.	—	—	—	—	—
	MANSFIELD					
	Total	510	234 660	99 468	21 702	6 478
70 ex. 704	Hotels, rooming houses, camps, and other lodging places (except membership lodging)	7	4 955	1 151	258	130
7011	Hotels and motels	6	(D)	(D)	(D)	CC
7011 pt.	Hotels	2	(D)	(D)	(D)	BB
7011 pt.	Motels, motor hotels, and tourist courts	4	(D)	(D)	(D)	BB
702, 3	Other lodging places	1	(D)	(D)	(D)	AA
72	Personal services	71	14 082	4 643	1 154	497
721	Laundry, cleaning, and garment services	21	5 062	1 641	392	160
7211	Power laundries, family and commercial*	—	—	—	—	—
7213	Linen supply*	1	(D)	(D)	(D)	BB
7215	Coin-operated laundries and drycleaning	7	(D)	(D)	(D)	AA
7216	Drycleaning plants, except rug cleaning*	9	2 192	658	163	77
7217	Carpet and upholstery cleaning	3	(D)	(D)	(D)	AA
7218	Industrial laundriers*	1	(D)	(D)	(D)	AA
7212, 9	Other laundry, cleaning, and garment services*	—	—	—	—	—
722	Photographic studios, portrait	6	627	102	29	8
723, 4	Beauty and barber shops	29	4 502	1 747	416	181
723	Beauty shops	29	4 502	1 747	416	181
724	Barber shops	—	—	—	—	—
725	Shoe repair shops and shoeshine parlors	1	(D)	(D)	(D)	AA
726	Funeral service and crematories	4	2 545	728	170	35
729	Miscellaneous personal services	10	(D)	(D)	(D)	CC
73	Business services	70	55 428	29 570	6 378	2 955
731	Advertising	8	3 283	1 232	283	56
732	Consumer credit reporting agencies, mercantile reporting agencies, and adjustment and collection agencies	4	(D)	(D)	(D)	BB
733	Mailing, reproduction, commercial art and photography, and stenographic services	7	(D)	(D)	(D)	AA
734	Services to dwellings and other buildings	9	(D)	(D)	(D)	GG
735	Miscellaneous equipment rental and leasing	9	4 732	937	232	53
736	Personnel supply services	12	12 811	9 816	1 880	1 012
737	Computer programming, data processing, and other computer related services	5	1 442	969	201	35
7371, 2, 3	Computer programming, prepackaged software, and integrated systems	1	(D)	(D)	(D)	AA
7374, 5, 6	Data processing services	2	(D)	(D)	(D)	AA
7377, 8, 9	Computer rental and leasing, maintenance, and related services, n.e.c.	2	(D)	(D)	(D)	BB
738	Miscellaneous business services	16	(D)	(D)	(D)	FF

Table 5. Summary Statistics for Firms Subject to Federal Income Tax for Places With 350 Establishments or More: 1992 — Con.

[Includes only establishments with payroll. For meaning of abbreviations and symbols, see introductory text. For explanation of terms and comparability of 1987 and 1992 censuses, see appendix A. For information on geographic areas followed by ▲, see appendix F]

SIC code	Geographic area and kind of business or operation	Establishments (number)	Receipts (\$1,000)	Annual payroll (\$1,000)	First-quarter payroll (\$1,000)	Paid employees for pay period including March 12 (number)
MANSFIELD—Con.						
75	Automotive repair, services, and parking	59	20 711	5 004	1 179	343
751	Automotive rental and leasing, without drivers	2	(D)	(D)	(D)	AA
752	Automobile parking	2	(D)	(D)	(D)	AA
753	Automotive repair shops	43	17 468	4 034	922	230
7532	Top, body, and upholstery repair shops and paint shops	11	3 428	1 108	263	51
7538	General automotive repair shops	18	8 927	1 513	331	112
7533, 4, 6, 7, 9	Other automotive repair shops	14	5 113	1 413	328	67
754	Automotive services, except repair	12	(D)	(D)	(D)	BB
76	Miscellaneous repair services	21	8 173	2 711	641	159
762	Electrical repair shops	6	(D)	(D)	(D)	CC
7622	Radio and television repair shops	3	(D)	(D)	(D)	AA
7623, 9	Other electrical and electronic repair shops	3	2 817	1 530	381	94
763	Watch, clock, and jewelry repair	—	—	—	—	—
764	Reupholstery and furniture repair	1	(D)	(D)	(D)	AA
769	Miscellaneous repair and related services	14	(D)	(D)	(D)	BB
78, 79, 84	Amusement and recreation services, including motion pictures and museums	29	7 606	2 329	709	443
781, 2	Motion picture production, distribution, and services	—	—	—	—	—
783	Motion picture theaters	1	(D)	(D)	(D)	AA
784	Video tape rental	6	(D)	(D)	(D)	BB
792	Theatrical producers (except motion picture), bands, orchestras, and entertainers	—	—	—	—	—
793	Bowling centers	2	(D)	(D)	(D)	BB
79 ex. 792, 3; 84	Commercial sports and other amusement and recreation services, including museums	20	4 904	1 642	529	350
80	Health services	161	92 225	43 427	9 151	1 494
801	Offices and clinics of doctors of medicine	71	52 481	26 523	5 424	549
802	Offices and clinics of dentists	42	12 378	5 124	1 040	239
803	Offices and clinics of doctors of osteopathy	2	(D)	(D)	(D)	AA
804	Offices and clinics of other health practitioners	27	6 048	1 963	421	88
805	Nursing and personal care facilities	6	6 602	3 266	710	281
806	Hospitals	1	(D)	(D)	(D)	CC
807, 8, 9	Other health services	12	(D)	(D)	(D)	CC
81	Legal services	39	12 226	3 972	846	162
823, 4, 9	Selected educational services	4	553	100	23	9
83	Social services	7	(D)	(D)	(D)	BB
835	Child day care services	2	(D)	(D)	(D)	AA
832, 3, 6, 9	Other social services	5	(D)	(D)	(D)	AA
87 ex. 8733	Engineering, accounting, research, management, and related services (except noncommercial research organizations)	41	17 788	6 197	1 288	254
871	Engineering, architectural, and surveying services	11	(D)	(D)	(D)	BB
872	Accounting, auditing, and bookkeeping services	19	5 741	2 164	543	92
873 ex. 8733	Research, development, and testing services (except noncommercial research organizations)	1	(D)	(D)	(D)	AA
874	Management and public relations services	10	6 412	1 332	261	82
89	Services, n.e.c.	1	(D)	(D)	(D)	AA
MENTOR						
	Total	432	191 400	75 264	17 981	4 447
70 ex. 704	Hotels, rooming houses, camps, and other lodging places (except membership lodging)	5	3 427	772	239	134
7011	Hotels and motels	5	3 427	772	239	134
7011 pt. 7011 pt.	Hotels	—	—	—	—	—
	Motels, motor hotels, and tourist courts	5	3 427	772	239	134
702, 3	Other lodging places	—	—	—	—	—
72	Personal services	69	11 975	4 664	1 092	425
721	Laundry, cleaning, and garment services	13	2 463	984	250	98
7211	Power laundries, family and commercial*	—	—	—	—	—
7213	Linen supply*	—	—	—	—	—
7215	Coin-operated laundries and drycleaning	2	(D)	(D)	(D)	AA
7216	Drycleaning plants, except rug cleaning*	8	1 277	559	166	51
7217	Carpet and upholstery cleaning	2	(D)	(D)	(D)	BB
7218	Industrial launderers*	—	—	—	—	—
7212, 9	Other laundry, cleaning, and garment services*	1	(D)	(D)	(D)	AA
722	Photographic studios, portrait	8	1 117	213	41	19
723, 4	Beauty and barber shops	34	5 064	2 383	558	246
723	Beauty shops	32	(D)	(D)	(D)	CC
724	Barber shops	2	(D)	(D)	(D)	AA
725	Shoe repair shops and shoeshine parlors	—	—	—	—	—
726	Funeral service and crematories	1	(D)	(D)	(D)	AA
729	Miscellaneous personal services	13	(D)	(D)	(D)	BB

Table 5. Summary Statistics for Firms Subject to Federal Income Tax for Places With 350 Establishments or More: 1992 — Con.

[Includes only establishments with payroll. For meaning of abbreviations and symbols, see introductory text. For explanation of terms and comparability of 1987 and 1992 censuses, see appendix A. For information on geographic areas followed by ▲, see appendix F]

SIC code	Geographic area and kind of business or operation	Establishments (number)	Receipts (\$1,000)	Annual payroll (\$1,000)	First-quarter payroll (\$1,000)	Paid employees for pay period including March 12 (number)
	MENTOR—Con.					
73	Business services	87	42 245	19 011	4 584	1 597
731	Advertising	5	1 174	353	87	23
732	Consumer credit reporting agencies, mercantile reporting agencies, and adjustment and collection agencies	1	(D)	(D)	(D)	AA
733	Mailing, reproduction, commercial art and photography, and stenographic services	7	821	257	61	14
734	Services to dwellings and other buildings	12	2 121	1 149	236	147
735	Miscellaneous equipment rental and leasing	3	(D)	(D)	(D)	BB
736	Personnel supply services	12	12 043	8 712	2 022	964
737	Computer programming, data processing, and other computer related services	20	9 806	3 640	820	162
7371, 2, 3	Computer programming, prepackaged software, and integrated systems	12	7 265	2 596	568	75
7374, 5, 6	Data processing services	3	(D)	(D)	(D)	BB
7377, 8, 9	Computer rental and leasing, maintenance, and related services, n.e.c.	5	(D)	(D)	(D)	AA
738	Miscellaneous business services	27	14 290	4 406	1 237	263
75	Automotive repair, services, and parking	47	18 807	5 292	1 233	285
751	Automotive rental and leasing, without drivers	2	(D)	(D)	(D)	AA
752	Automobile parking	—	—	—	—	—
753	Automotive repair shops	36	15 491	4 449	1 022	190
7532	Top, body, and upholstery repair shops and paint shops	13	7 808	2 523	581	95
7538	General automotive repair shops	15	4 399	1 090	259	58
7533, 4, 6, 7, 9	Other automotive repair shops	8	3 284	836	182	37
754	Automotive services, except repair	9	(D)	(D)	(D)	BB
76	Miscellaneous repair services	26	22 882	8 661	2 839	312
762	Electrical repair shops	7	12 963	5 540	2 178	200
7622	Radio and television repair shops	1	(D)	(D)	(D)	AA
7623, 9	Other electrical and electronic repair shops	6	(D)	(D)	(D)	CC
763	Watch, clock, and jewelry repair	1	(D)	(D)	(D)	AA
764	Reupholstery and furniture repair	2	(D)	(D)	(D)	AA
769	Miscellaneous repair and related services	16	(D)	(D)	(D)	CC
78, 79, 84	Amusement and recreation services, including motion pictures and museums	23	15 134	3 456	925	357
781, 2	Motion picture production, distribution, and services	1	(D)	(D)	(D)	AA
783	Motion picture theaters	2	(D)	(D)	(D)	BB
784	Video tape rental	6	2 050	331	79	52
792	Theatrical producers (except motion picture), bands, orchestras, and entertainers	1	(D)	(D)	(D)	AA
793	Bowling centers	2	(D)	(D)	(D)	CC
79 ex. 792, 3; 84	Commercial sports and other amusement and recreation services, including museums	11	6 561	1 728	472	112
80	Health services	78	40 949	19 126	4 101	726
801	Offices and clinics of doctors of medicine	35	17 869	10 257	2 074	204
802	Offices and clinics of dentists	16	6 750	2 698	590	135
803	Offices and clinics of doctors of osteopathy	2	(D)	(D)	(D)	AA
804	Offices and clinics of other health practitioners	16	4 833	1 625	415	63
805	Nursing and personal care facilities	3	9 264	3 468	736	271
806	Hospitals	—	—	—	—	—
807, 8, 9	Other health services	6	(D)	(D)	(D)	BB
81	Legal services	15	3 666	1 033	191	42
823, 4, 9	Selected educational services	5	(D)	(D)	(D)	AA
83	Social services	19	3 921	1 401	307	177
835	Child day care services	12	2 313	991	226	145
832, 3, 6, 9	Other social services	7	1 608	410	81	32
87 ex. 8733	Engineering, accounting, research, management, and related services (except noncommercial research organizations)	56	27 141	11 275	2 328	366
871	Engineering, architectural, and surveying services	21	16 609	6 902	1 483	207
872	Accounting, auditing, and bookkeeping services	20	(D)	(D)	(D)	BB
873 ex. 8733	Research, development, and testing services (except noncommercial research organizations)	2	(D)	(D)	(D)	BB
874	Management and public relations services	13	4 069	2 242	385	61
89	Services, n.e.c.	2	(D)	(D)	(D)	AA

Table 5. Summary Statistics for Firms Subject to Federal Income Tax for Places With 350 Establishments or More: 1992 — Con.

[Includes only establishments with payroll. For meaning of abbreviations and symbols, see introductory text. For explanation of terms and comparability of 1987 and 1992 censuses, see appendix A. For information on geographic areas followed by ▲, see appendix F]

SIC code	Geographic area and kind of business or operation	Establishments (number)	Receipts (\$1,000)	Annual payroll (\$1,000)	First-quarter payroll (\$1,000)	Paid employees for pay period including March 12 (number)
PARMA						
	Total	570	270 015	109 547	25 081	5 445
70 ex. 704	Hotels, rooming houses, camps, and other lodging places (except membership lodging)					
	Hotels and motels	—	—	—	—	—
7011	Hotels	—	—	—	—	—
7011 pt.	Motels, motor hotels, and tourist courts	—	—	—	—	—
702, 3	Other lodging places	—	—	—	—	—
72	Personal services	95	22 617	8 523	2 151	967
721	Laundry, cleaning, and garment services	20	3 007	778	168	80
7211	Power laundries, family and commercial*	1	(D)	(D)	(D)	AA
7213	Linen supply*	—	—	—	—	—
7215	Coin-operated laundries and drycleaning	1	(D)	(D)	(D)	AA
7216	Drycleaning plants, except rug cleaning*	10	1 543	449	103	49
7217	Carpet and upholstery cleaning	5	905	192	36	11
7218	Industrial laundriers*	—	—	—	—	—
7212, 9	Other laundry, cleaning, and garment services*	3	(D)	(D)	(D)	AA
722	Photographic studios, portrait	5	999	352	64	47
723, 4	Beauty and barber shops	47	7 448	3 654	844	366
723	Beauty shops	45	(D)	(D)	(D)	EE
724	Barber shops	2	(D)	(D)	(D)	AA
725	Shoe repair shops and shoeshine parlors	2	(D)	(D)	(D)	AA
726	Funeral service and crematories	11	7 275	2 110	505	77
729	Miscellaneous personal services	10	(D)	(D)	(D)	EE
73	Business services	80	50 463	20 547	4 867	1 395
731	Advertising	5	(D)	(D)	(D)	CC
732	Consumer credit reporting agencies, mercantile reporting agencies, and adjustment and collection agencies	1	(D)	(D)	(D)	AA
733	Mailing, reproduction, commercial art and photography, and stenographic services	6	1 879	835	207	44
734	Services to dwellings and other buildings	24	3 600	1 527	354	154
735	Miscellaneous equipment rental and leasing	2	(D)	(D)	(D)	BB
736	Personnel supply services	8	7 030	4 652	991	288
737	Computer programming, data processing, and other computer related services	15	5 775	1 633	512	67
7371, 2, 3	Computer programming, prepackaged software, and integrated systems	9	1 744	317	69	19
7374, 5, 6	Data processing services	3	(D)	(D)	(D)	BB
7377, 8, 9	Computer rental and leasing, maintenance, and related services, n.e.c.	3	(D)	(D)	(D)	AA
738	Miscellaneous business services	19	(D)	(D)	(D)	FF
75	Automotive repair, services, and parking	73	36 668	9 307	2 511	628
751	Automotive rental and leasing, without drivers	6	(D)	(D)	(D)	AA
752	Automobile parking	1	(D)	(D)	(D)	BB
753	Automotive repair shops	50	27 434	6 536	1 855	364
7532	Top, body, and upholstery repair shops and paint shops	9	2 957	872	194	39
7538	General automotive repair shops	28	9 747	2 382	548	119
7533, 4, 6, 7, 9	Other automotive repair shops	13	14 730	3 282	1 113	206
754	Automotive services, except repair	16	4 829	2 069	503	207
76	Miscellaneous repair services	22	11 414	4 363	1 141	252
762	Electrical repair shops	13	9 721	3 833	1 016	222
7622	Radio and television repair shops	7	6 823	2 645	712	164
7623, 9	Other electrical and electronic repair shops	6	2 898	1 188	304	58
763	Watch, clock, and jewelry repair	2	(D)	(D)	(D)	AA
764	Reupholstery and furniture repair	—	—	—	—	—
769	Miscellaneous repair and related services	7	(D)	(D)	(D)	BB
78, 79, 84	Amusement and recreation services, including motion pictures and museums	33	8 154	1 705	334	198
781, 2	Motion picture production, distribution, and services	2	(D)	(D)	(D)	AA
783	Motion picture theaters	2	(D)	(D)	(D)	BB
784	Video tape rental	11	1 680	302	57	35
792	Theatrical producers (except motion picture), bands, orchestras, and entertainers	2	(D)	(D)	(D)	AA
793	Bowling centers	4	1 396	254	71	43
79 ex. 792, 3, 84	Commercial sports and other amusement and recreation services, including museums	12	2 259	735	105	61
80	Health services	208	131 667	61 296	13 277	1 786
801	Offices and clinics of doctors of medicine	101	80 534	40 042	8 600	636
802	Offices and clinics of dentists	66	18 919	7 874	1 628	334
803	Offices and clinics of doctors of osteopathy	2	(D)	(D)	(D)	AA
804	Offices and clinics of other health practitioners	27	6 054	2 086	485	100
805	Nursing and personal care facilities	4	23 831	10 493	2 353	670
806	Hospitals	—	—	—	—	—
807, 8, 9	Other health services	8	(D)	(D)	(D)	BB
81	Legal services	10	973	229	42	14
823, 4, 9	Selected educational services	3	(D)	(D)	(D)	BB

Table 5. Summary Statistics for Firms Subject to Federal Income Tax for Places With 350 Establishments or More: 1992 — Con.

[Includes only establishments with payroll. For meaning of abbreviations and symbols, see introductory text. For explanation of terms and comparability of 1987 and 1992 censuses, see appendix A. For information on geographic areas followed by ▲, see appendix F]

SIC code	Geographic area and kind of business or operation	Establishments (number)	Receipts (\$1,000)	Annual payroll (\$1,000)	First-quarter payroll (\$1,000)	Paid employees for pay period including March 12 (number)
PARMA—Con.						
83	Social services	8	1 166	498	120	57
835	Child day care services	5	680	378	94	51
832, 3, 6, 9	Other social services	3	486	120	26	6
87 ex. 8733	Engineering, accounting, research, management, and related services (except noncommercial research organizations)	36	6 007	2 641	517	120
871	Engineering, architectural, and surveying services	12	2 988	1 554	281	43
872	Accounting, auditing, and bookkeeping services	17	1 778	676	151	43
873 ex. 8733	Research, development, and testing services (except noncommercial research organizations)	1	(D)	(D)	(D)	BB
874	Management and public relations services	6	(D)	(D)	(D)	AA
89	Services, n.e.c.	2	(D)	(D)	(D)	AA
SPRINGFIELD						
Total		517	207 881	89 124	19 135	4 542
70 ex. 704	Hotels, rooming houses, camps, and other lodging places (except membership lodging)	9	(D)	(D)	(D)	CC
7011	Hotels and motels	8	8 463	2 133	487	233
7011 pt.	Hotels	4	7 769	1 928	424	201
7011 pt.	Motels, motor hotels, and tourist courts	4	694	205	63	32
702, 3	Other lodging places	1	(D)	(D)	(D)	AA
72	Personal services	78	17 575	6 354	1 656	620
721	Laundry, cleaning, and garment services	17	6 656	2 444	534	194
7211	Power laundries, family and commercial*	—	—	—	—	—
7213	Linen supply*	1	(D)	(D)	(D)	BB
7215	Coin-operated laundries and drycleaning	6	500	138	30	21
7216	Drycleaning plants, except rug cleaning*	6	(D)	(D)	(D)	BB
7217	Carpet and upholstery cleaning	3	(D)	(D)	(D)	AA
7218	Industrial laundriers*	—	—	—	—	—
7212, 9	Other laundry, cleaning, and garment services*	1	(D)	(D)	(D)	BB
722	Photographic studios, portrait	4	(D)	(D)	(D)	BB
723, 4	Beauty and barber shops	39	4 051	1 710	388	195
723	Beauty shops	39	4 051	1 710	388	195
724	Barber shops	—	—	—	—	—
725	Shoe repair shops and shoeshine parlors	—	—	—	—	—
726	Funeral service and crematories	8	(D)	(D)	(D)	BB
729	Miscellaneous personal services	10	(D)	(D)	(D)	CC
73	Business services	55	24 442	11 714	2 643	977
731	Advertising	2	(D)	(D)	(D)	AA
732	Consumer credit reporting agencies, mercantile reporting agencies, and adjustment and collection agencies	2	(D)	(D)	(D)	AA
733	Mailing, reproduction, commercial art and photography, and stenographic services	6	(D)	(D)	(D)	AA
734	Services to dwellings and other buildings	13	5 224	3 084	795	379
735	Miscellaneous equipment rental and leasing	10	(D)	(D)	(D)	BB
736	Personnel supply services	5	(D)	(D)	(D)	EE
737	Computer programming, data processing, and other computer related services	7	3 369	1 435	338	73
7371, 2, 3	Computer programming, prepackaged software, and integrated systems	1	(D)	(D)	(D)	AA
7374, 5, 6	Data processing services	3	1 852	852	231	32
7377, 8, 9	Computer rental and leasing, maintenance, and related services, n.e.c.	3	(D)	(D)	(D)	BB
738	Miscellaneous business services	10	2 258	849	203	81
75	Automotive repair, services, and parking	60	15 785	4 531	1 052	358
751	Automotive rental and leasing, without drivers	4	(D)	(D)	(D)	BB
752	Automobile parking	3	(D)	(D)	(D)	AA
753	Automotive repair shops	45	11 959	3 426	799	186
7532	Top, body, and upholstery repair shops and paint shops	7	(D)	(D)	(D)	BB
7538	General automotive repair shops	21	5 245	1 264	285	70
7533, 4, 6, 7, 9	Other automotive repair shops	17	(D)	(D)	(D)	BB
754	Automotive services, except repair	8	2 469	832	185	147
76	Miscellaneous repair services	13	8 584	2 447	585	106
762	Electrical repair shops	3	(D)	(D)	(D)	BB
7622	Radio and television repair shops	2	(D)	(D)	(D)	AA
7623, 9	Other electrical and electronic repair shops	1	(D)	(D)	(D)	AA
763	Watch, clock, and jewelry repair	—	—	—	—	—
764	Reupholstery and furniture repair	1	(D)	(D)	(D)	AA
769	Miscellaneous repair and related services	9	(D)	(D)	(D)	BB

Table 5. Summary Statistics for Firms Subject to Federal Income Tax for Places With 350 Establishments or More: 1992 — Con.

[Includes only establishments with payroll. For meaning of abbreviations and symbols, see introductory text. For explanation of terms and comparability of 1987 and 1992 censuses, see appendix A. For information on geographic areas followed by ▲, see appendix F]

SIC code	Geographic area and kind of business or operation	Establishments (number)	Receipts (\$1,000)	Annual payroll (\$1,000)	First-quarter payroll (\$1,000)	Paid employees for pay period including March 12 (number)
SPRINGFIELD—Con.						
78, 79, 84	Amusement and recreation services, including motion pictures and museums	21	8 189	1 767	467	195
781, 2	Motion picture production, distribution, and services	—	—	—	—	—
783	Motion picture theaters	1	(D)	(D)	(D)	AA
784	Video tape rental	5	(D)	(D)	(D)	BB
792	Theatrical producers (except motion picture), bands, orchestras, and entertainers	—	—	—	—	—
793	Bowling centers	2	(D)	(D)	(D)	BB
79 ex. 792, 3; 84	Commercial sports and other amusement and recreation services, including museums	13	3 123	719	168	65
80	Health services	185	99 435	50 248	10 121	1 602
801	Offices and clinics of doctors of medicine	96	63 111	34 420	6 406	616
802	Offices and clinics of dentists	42	10 759	4 764	959	235
803	Offices and clinics of doctors of osteopathy	—	—	—	—	—
804	Offices and clinics of other health practitioners	31	(D)	(D)	(D)	CC
805	Nursing and personal care facilities	8	14 897	6 655	1 565	479
806	Hospitals	—	—	—	—	—
807, 8, 9	Other health services	8	(D)	(D)	(D)	CC
81	Legal services	55	14 181	4 410	1 070	213
823, 4, 9	Selected educational services	1	(D)	(D)	(D)	AA
83	Social services	16	(D)	(D)	(D)	CC
835	Child day care services	10	1 220	500	117	63
832, 3, 6, 9	Other social services	6	(D)	(D)	(D)	BB
87 ex. 8733	Engineering, accounting, research, management, and related services (except noncommercial research organizations)	23	8 831	4 511	843	131
871	Engineering, architectural, and surveying services	7	(D)	(D)	(D)	AA
872	Accounting, auditing, and bookkeeping services	13	6 466	3 668	710	101
873 ex. 8733	Research, development, and testing services (except noncommercial research organizations)	1	(D)	(D)	(D)	AA
874	Management and public relations services	2	(D)	(D)	(D)	AA
89	Services, n.e.c.	1	(D)	(D)	(D)	AA
TOLEDO						
	Total	2 309	1 413 884	595 555	131 020	26 498
70 ex. 704	Hotels, rooming houses, camps, and other lodging places (except membership lodging)	21	(D)	(D)	(D)	FF
7011	Hotels and motels	19	18 391	6 214	1 394	626
7011 pt.	Hotels	9	14 533	5 432	1 193	483
7011 pt.	Hotels, 25 guestrooms or more	9	14 533	5 432	1 193	483
7011 pt.	Hotels, less than 25 guestrooms	—	—	—	—	—
7011 pt.	Motels, motor hotels, and tourist courts	10	3 858	782	201	143
7011 pt.	Motels, tourist courts	7	(D)	(D)	(D)	BB
7011 pt.	Motor hotels	3	(D)	(D)	(D)	BB
702, 3	Other lodging places	2	(D)	(D)	(D)	AA
702	Rooming and boarding houses	1	(D)	(D)	(D)	AA
703	Camps and recreational vehicle parks	1	(D)	(D)	(D)	AA
72	Personal services	269	72 791	24 178	5 558	2 142
721	Laundry, cleaning, and garment services	93	36 391	11 221	2 487	839
7211	Power laundries, family and commercial*	1	(D)	(D)	(D)	BB
7213	Linen supply*	1	(D)	(D)	(D)	AA
7215	Coin-operated laundries and drycleaning	28	5 541	1 258	301	147
7216	Drycleaning plants, except rug cleaning*	34	6 847	2 632	626	264
7217	Carpet and upholstery cleaning	11	1 505	579	120	50
7218	Industrial laundries*	7	(D)	(D)	(D)	EE
7212, 9	Other laundry, cleaning, and garment services*	11	(D)	(D)	(D)	BB
7212	Garment pressing, and agents for laundries and drycleaners	2	(D)	(D)	(D)	AA
7219	Laundry and garment services, n.e.c.*	9	(D)	(D)	(D)	BB
722	Photographic studios, portrait	14	2 611	674	151	69
723, 4	Beauty and barber shops	91	10 076	4 249	1 017	466
723	Beauty shops	83	9 423	4 022	963	447
724	Barber shops	8	653	227	54	19
725	Shoe repair shops and shoeshine parlors	7	(D)	(D)	(D)	AA
726	Funeral service and crematories	25	12 356	3 272	673	118
729	Miscellaneous personal services	39	(D)	(D)	(D)	FF
7291	Tax return preparation services	5	(D)	(D)	(D)	EE
7299	Miscellaneous personal services, n.e.c.	34	(D)	(D)	(D)	CC

Table 5. Summary Statistics for Firms Subject to Federal Income Tax for Places With 350 Establishments or More: 1992 — Con.

[Includes only establishments with payroll. For meaning of abbreviations and symbols, see introductory text. For explanation of terms and comparability of 1987 and 1992 censuses, see appendix A. For information on geographic areas followed by ▲, see appendix F]

SIC code	Geographic area and kind of business or operation	Establishments (number)	Receipts (\$1,000)	Annual payroll (\$1,000)	First-quarter payroll (\$1,000)	Paid employees for pay period including March 12 (number)
TOLEDO—Con.						
73	Business services -----	345	221 086	100 428	22 909	7 149
731	Advertising -----	29	20 268	7 254	1 695	254
7311	Advertising agencies -----	22	13 551	5 136	1 200	149
7312	Outdoor advertising services -----	4	(D)	(D)	(D)	BB
7313	Radio, television, publishers' advertising representatives -----	1	(D)	(D)	(D)	AA
7319	Advertising, n.e.c. -----	2	(D)	(D)	(D)	BB
732	Consumer credit reporting agencies, mercantile reporting agencies, and adjustment and collection agencies -----	11	(D)	(D)	(D)	CC
7322	Adjustment and collection services -----	8	(D)	(D)	(D)	CC
7323	Credit reporting services -----	3	(D)	(D)	(D)	BB
733	Mailing, reproduction, commercial art and photography, and stenographic services -----	46	29 083	8 344	1 893	419
7331	Direct mail advertising services -----	7	4 652	1 567	411	127
7334	Photocopying and duplicating services -----	4	4 257	1 100	260	73
7335, 6	Commercial photography, art, and graphics -----	25	17 772	4 585	973	163
7335	Commercial photography -----	6	(D)	(D)	(D)	BB
7336	Commercial art and graphic design -----	19	(D)	(D)	(D)	CC
7338	Secretarial and court reporting services -----	10	2 402	1 092	249	56
734	Services to dwellings and other buildings -----	72	(D)	(D)	(D)	GG
7342	Disinfecting and pest control services -----	8	(D)	(D)	(D)	BB
7349	Building cleaning and maintenance services, n.e.c. -----	64	(D)	(D)	(D)	GG
735	Miscellaneous equipment rental and leasing -----	30	23 316	6 339	1 518	261
7352	Medical equipment rental and leasing -----	5	(D)	(D)	(D)	BB
7353	Heavy construction equipment rental and leasing -----	2	(D)	(D)	(D)	BB
7359	Equipment rental and leasing, n.e.c. -----	23	(D)	(D)	(D)	CC
736	Personnel supply services -----	36	(D)	(D)	(D)	GG
7361	Employment agencies -----	7	(D)	(D)	(D)	BB
7363	Help supply services -----	29	39 466	28 431	5 985	2 263
7363 pt.	Temporary help supply -----	23	(D)	(D)	(D)	GG
7363 pt.	Help supply, except temporary -----	6	(D)	(D)	(D)	EE
737	Computer programming, data processing, and other computer related services -----	48	15 948	4 761	1 060	202
7371, 2, 3	Computer programming, prepackaged software, and integrated systems -----	26	6 096	1 625	346	78
7371	Computer programming services -----	15	3 941	973	195	54
7372	Prepackaged software -----	7	(D)	(D)	(D)	AA
7373	Computer integrated systems -----	4	(D)	(D)	(D)	AA
7374, 5, 6	Data processing services -----	11	(D)	(D)	(D)	BB
7374, 5	Computer processing, information retrieval -----	9	(D)	(D)	(D)	BB
7376	Computer facilities management services -----	2	(D)	(D)	(D)	BB
7377, 8, 9	Computer rental and leasing, maintenance, and related services, n.e.c. -----	11	(D)	(D)	(D)	BB
7377	Computer rental and leasing -----	1	(D)	(D)	(D)	AA
7378	Computer maintenance and repair -----	8	3 666	735	184	37
7379	Computer related services, n.e.c. -----	2	(D)	(D)	(D)	AA
738	Miscellaneous business services -----	73	(D)	(D)	(D)	GG
7381, 2	Detective agencies and protective services -----	20	30 359	17 762	4 335	1 515
7381	Detective, guard, and armored car services -----	17	22 428	15 400	3 787	1 415
7382	Security systems services -----	3	7 931	2 362	548	100
7383	News syndicates -----	1	(D)	(D)	(D)	AA
7384	Photofinishing laboratories* -----	8	2 232	492	101	44
7389	Business services, n.e.c. -----	44	(D)	(D)	(D)	EE
7389 pt.	Sign painting shops -----	4	437	175	41	10
7389 pt.	Interior designing -----	2	(D)	(D)	(D)	AA
7389 pt.	Telephone answering services -----	5	858	434	105	47
7389 pt.	Other business services -----	33	(D)	(D)	(D)	EE
75	Automotive repair, services, and parking -----	283	96 756	23 496	5 586	1 433
751	Automotive rental and leasing, without drivers -----	18	24 474	3 186	710	122
7513	Truck rental and leasing, without drivers -----	14	19 838	2 452	563	94
7514, 5	Passenger car rental and leasing -----	4	4 636	734	147	28
7514	Passenger car rental -----	2	(D)	(D)	(D)	AA
7515	Passenger car leasing -----	2	(D)	(D)	(D)	AA
7519	Utility trailer and recreational vehicle rental -----	-	-	-	-	-
752	Automobile parking -----	58	(D)	(D)	(D)	CC
753	Automotive repair shops -----	168	58 728	16 809	4 007	878
7532	Top, body, and upholstery repair shops and paint shops -----	33	9 426	2 648	608	145
7532 pt.	Top and body repair shops -----	28	7 174	1 840	443	104
7532 pt.	Paint shops -----	5	2 252	808	165	41
7538	General automotive repair shops -----	86	29 962	8 986	2 275	508
7538 pt.	General automotive repair shops, except diesel -----	77	(D)	(D)	(D)	EE
7538 pt.	Diesel repair shops -----	9	(D)	(D)	(D)	BB
7533, 4, 6, 7, 9	Other automotive repair shops -----	49	19 340	5 175	1 124	225
7533	Automotive exhaust system repair shops -----	19	7 578	1 884	373	82
7534	Tire retreading and repair shops -----	2	(D)	(D)	(D)	AA
7536	Automotive glass replacement shops -----	6	(D)	(D)	(D)	BB
7537	Automotive transmission repair shops -----	6	4 066	1 113	228	37
7539	Automotive repair shops, n.e.c. -----	16	(D)	(D)	(D)	BB
7539 pt.	Radiator repair -----	7	(D)	(D)	(D)	BB
7539 pt.	Brake, front end, and wheel alignment -----	6	2 273	662	159	23
7539 pt.	Automotive electrical and fuel system services -----	3	(D)	(D)	(D)	AA
7539 pt.	Other automotive repair shops, n.e.c. -----	-	-	-	-	-
754	Automotive services, except repair -----	39	(D)	(D)	(D)	EE
7542	Carwashes -----	22	(D)	(D)	(D)	CC
7549	Automotive services, except repair and carwashes -----	17	(D)	(D)	(D)	CC

Table 5. Summary Statistics for Firms Subject to Federal Income Tax for Places With 350 Establishments or More: 1992 — Con.

[Includes only establishments with payroll. For meaning of abbreviations and symbols, see introductory text. For explanation of terms and comparability of 1987 and 1992 censuses, see appendix A. For information on geographic areas followed by ▲, see appendix F]

SIC code	Geographic area and kind of business or operation	Establishments (number)	Receipts (\$1,000)	Annual payroll (\$1,000)	First-quarter payroll (\$1,000)	Paid employees for pay period including March 12 (number)
TOLEDO—Con.						
76	Miscellaneous repair services	109	54 393	18 964	4 637	963
762	Electrical repair shops	38	17 064	6 768	1 694	409
7622	Radio and television repair shops	12	3 440	1 224	309	77
7623, 9	Other electrical and electronic repair shops	26	13 624	5 544	1 385	332
7623	Refrigeration and air-conditioning service and repair shops	5	(D)	(D)	(D)	BB
7629	Electrical and electronic repair shops, n.e.c.	21	(D)	(D)	(D)	EE
763	Watch, clock, and jewelry repair	3	215	64	16	6
764	Reupholstery and furniture repair	9	2 635	921	211	51
769	Miscellaneous repair and related services	59	34 479	11 211	2 716	497
7692	Welding repair	8	2 348	827	200	45
7694	Armature rewinding shops	5	(D)	(D)	(D)	BB
7699	Repair shops and related services, n.e.c.	46	(D)	(D)	(D)	EE
78, 79, 84	Amusement and recreation services, including motion pictures and museums	121	65 324	13 782	3 256	1 503
781, 2	Motion picture production, distribution, and services	6	(D)	(D)	(D)	BB
783	Motion picture theaters	7	(D)	(D)	(D)	CC
7832	Motion picture theaters, except drive-in	7	(D)	(D)	(D)	CC
7833	Drive-in motion picture theaters	—	—	—	—	—
784	Video tape rental	25	10 533	1 485	366	186
792	Theatrical producers (except motion picture), bands, orchestras, and entertainers	4	(D)	(D)	(D)	BB
7922	Theatrical producers (except motion picture) and miscellaneous theatrical services	3	(D)	(D)	(D)	AA
7929	Bands, orchestras, actors, and other entertainers and entertainment groups	1	(D)	(D)	(D)	AA
793	Bowling centers	14	7 281	2 180	671	313
79 ex. 792, 3, 84	Commercial sports and other amusement and recreation services, including museums	65	36 628	7 803	1 679	770
794	Commercial sports	6	(D)	(D)	(D)	CC
7941	Professional sports clubs, managers, promoters	3	(D)	(D)	(D)	CC
7948	Racing, including track operation	3	(D)	(D)	(D)	BB
79 ex. 792, 3, 4, 84	Other amusement and recreation services, including museums	59	(D)	(D)	(D)	FF
791	Dance studios, schools, and halls	11	(D)	(D)	(D)	BB
7991	Physical fitness facilities	14	5 883	1 383	360	201
7992	Public golf courses	3	(D)	(D)	(D)	BB
7993	Coin-operated amusement devices	7	(D)	(D)	(D)	BB
7996	Amusement parks	—	—	—	—	—
7997	Membership sports and recreation clubs	7	4 091	1 292	254	93
7999, 84	Amusement and recreation services, including museums, n.e.c.	17	5 888	1 198	225	139
7999 pt.	Concession operators of amusement devices and rides	1	(D)	(D)	(D)	AA
7999 pt.	Carnivals, circuses, and fairs	—	—	—	—	—
7999 pt., 84	Other recreation and amusements, including museums	16	(D)	(D)	(D)	CC
80	Health services	600	501 455	267 711	55 492	7 522
801	Offices and clinics of doctors of medicine	283	313 171	184 988	35 156	3 058
8011 pt.	Offices of doctors of medicine	274	261 963	153 597	30 262	2 500
8011 pt.	General medical clinics	9	51 208	31 391	4 894	558
802	Offices and clinics of dentists	138	45 323	21 117	4 579	803
803	Offices and clinics of doctors of osteopathy	15	6 525	3 540	720	105
804	Offices and clinics of other health practitioners	83	35 475	14 241	3 369	568
8041	Offices and clinics of chiropractors	26	6 067	1 795	413	82
8042	Offices and clinics of optometrists	17	10 135	3 525	939	123
8043	Offices and clinics of podiatrists	16	3 739	1 614	417	52
8049	Offices and clinics of health practitioners, n.e.c.	24	15 534	7 307	1 600	311
805	Nursing and personal care facilities	18	59 300	27 250	8 099	2 010
8051	Skilled nursing care facilities	12	43 111	18 629	4 255	1 230
8052	Intermediate care facilities	5	(D)	(D)	(D)	EE
8059	Nursing and personal care facilities, n.e.c.	1	(D)	(D)	(D)	EE
806	Hospitals	—	—	—	—	—
8062	General medical and surgical hospitals	—	—	—	—	—
8063, 9	Specialty hospitals	—	—	—	—	—
807, 8, 9	Other health services	63	41 661	16 575	3 569	978
807	Medical and dental laboratories	25	15 783	6 108	1 390	248
8071	Medical laboratories	15	14 233	5 573	1 246	203
8072	Dental laboratories	10	1 550	535	144	45
808	Home health care services	14	10 805	4 941	1 247	571
809	Miscellaneous health and allied services, n.e.c.	24	15 073	5 526	932	159
8092	Kidney dialysis centers	1	(D)	(D)	(D)	AA
8093	Specialty outpatient facilities, n.e.c.	16	7 922	2 890	718	120
8099	Health and allied services, n.e.c.	7	(D)	(D)	(D)	BB
81	Legal services	235	129 466	43 440	9 274	1 382
823, 4, 9	Selected educational services	16	6 196	1 892	382	106
823	Libraries	—	—	—	—	—
824	Vocational schools	7	4 942	1 609	315	76
829	Schools and educational services, n.e.c.	9	1 254	283	67	30
83	Social services	61	11 308	4 678	1 031	509
835	Child day care services	32	4 971	2 409	545	336
832, 3, 6, 9	Other social services	29	6 337	2 269	486	173

Table 5. Summary Statistics for Firms Subject to Federal Income Tax for Places With 350 Establishments or More: 1992 — Con.

[Includes only establishments with payroll. For meaning of abbreviations and symbols, see introductory text. For explanation of terms and comparability of 1987 and 1992 censuses, see appendix A. For information on geographic areas followed by ▲, see appendix F]

SIC code	Geographic area and kind of business or operation	Establishments (number)	Receipts (\$1,000)	Annual payroll (\$1,000)	First-quarter payroll (\$1,000)	Paid employees for pay period including March 12 (number)
TOLEDO—Con.						
87 ex. 8733	Engineering, accounting, research, management, and related services (except noncommercial research organizations) -----	238	222 345	86 799	20 561	3 062
871	Engineering, architectural, and surveying services -----	78	119 631	52 697	12 332	1 643
8711	Engineering services -----	59	108 318	47 798	11 157	1 473
8712	Architectural services -----	14	8 907	3 689	833	120
8713	Surveying services -----	5	2 406	1 210	342	50
872	Accounting, auditing, and bookkeeping services -----	82	41 281	14 276	3 457	654
873 ex. 8733	Research, development, and testing services (except noncommercial research organizations) -----	15	9 479	4 000	926	208
8731	Commercial physical and biological research -----	4	2 544	985	267	31
8732	Commercial economic, sociological, and educational research -----	4	3 840	1 726	373	118
8734	Testing laboratories -----	7	3 095	1 289	286	59
874	Management and public relations services -----	63	51 954	15 826	3 846	557
8741	Management services -----	25	(D)	(D)	(D)	EE
8742	Management consulting services -----	23	11 554	5 181	1 206	126
8743	Public relations services -----	4	(D)	(D)	(D)	BB
8744	Facilities support management services -----	—	—	—	—	—
8748	Business consulting services, n.e.c. -----	11	3 396	1 168	253	46
89	Services, n.e.c. -----	11	(D)	(D)	(D)	BB
WARREN						
	Total -----	566	247 928	102 246	21 943	4 457
70 ex. 704	Hotels, rooming houses, camps, and other lodging places (except membership lodging) -----	8	6 760	1 551	367	175
7011	Hotels and motels -----	7	(D)	(D)	(D)	CC
7011 pt.	Hotels -----	3	(D)	(D)	(D)	CC
7011 pt.	Motels, motor hotels, and tourist courts -----	4	(D)	(D)	(D)	BB
702, 3	Other lodging places -----	1	(D)	(D)	(D)	AA
72	Personal services -----	63	10 790	3 199	698	301
721	Laundry, cleaning, and garment services -----	14	2 344	933	188	108
7211	Power laundries, family and commercial* -----	2	(D)	(D)	(D)	AA
7213	Linen supply* -----	—	—	—	—	—
7215	Coin-operated laundries and drycleaning -----	2	(D)	(D)	(D)	AA
7216	Drycleaning plants, except rug cleaning* -----	9	1 875	811	159	91
7217	Carpet and upholstery cleaning -----	1	(D)	(D)	(D)	AA
7218	Industrial launderers* -----	—	—	—	—	—
7212, 9	Other laundry, cleaning, and garment services* -----	—	—	—	—	—
722	Photographic studios, portrait -----	5	557	103	19	8
723, 4	Beauty and barber shops -----	26	2 588	1 083	252	112
723	Beauty shops -----	25	(D)	(D)	(D)	CC
724	Barber shops -----	1	(D)	(D)	(D)	AA
725	Shoe repair shops and shoeshine parlors -----	—	—	—	—	—
726	Funeral service and crematories -----	6	2 778	632	138	31
729	Miscellaneous personal services -----	12	2 523	448	101	42
73	Business services -----	55	37 043	16 256	3 885	979
731	Advertising -----	2	(D)	(D)	(D)	AA
732	Consumer credit reporting agencies, mercantile reporting agencies, and adjustment and collection agencies -----	3	(D)	(D)	(D)	BB
733	Mailing, reproduction, commercial art and photography, and stenographic services -----	1	(D)	(D)	(D)	AA
734	Services to dwellings and other buildings -----	9	2 175	1 177	227	125
735	Miscellaneous equipment rental and leasing -----	8	2 949	488	103	26
736	Personnel supply services -----	8	2 636	1 791	421	317
737	Computer programming, data processing, and other computer related services -----	8	(D)	(D)	(D)	CC
7371, 2, 3	Computer programming, prepackaged software, and integrated systems -----	2	(D)	(D)	(D)	AA
7374, 5, 6	Data processing services -----	6	(D)	(D)	(D)	CC
7377, 8, 9	Computer rental and leasing, maintenance, and related services, n.e.c. -----	—	—	—	—	—
738	Miscellaneous business services -----	16	13 972	6 462	1 592	298
75	Automotive repair, services, and parking -----	54	18 991	4 701	1 161	307
751	Automotive rental and leasing, without drivers -----	4	3 868	767	181	29
752	Automobile parking -----	1	(D)	(D)	(D)	AA
753	Automotive repair shops -----	43	13 661	3 484	863	220
7532	Top, body, and upholstery repair shops and paint shops -----	9	2 889	773	220	56
7538	General automotive repair shops -----	21	6 744	1 719	401	113
7533, 4, 6, 7, 9	Other automotive repair shops -----	13	4 028	992	242	51
754	Automotive services, except repair -----	6	(D)	(D)	(D)	BB
76	Miscellaneous repair services -----	14	2 926	1 051	316	65
762	Electrical repair shops -----	3	842	301	72	20
7622	Radio and television repair shops -----	—	—	—	—	—
7623, 9	Other electrical and electronic repair shops -----	3	842	301	72	20
763	Watch, clock, and jewelry repair -----	1	(D)	(D)	(D)	AA
764	Reupholstery and furniture repair -----	1	(D)	(D)	(D)	AA
769	Miscellaneous repair and related services -----	9	(D)	(D)	(D)	BB

Table 5. Summary Statistics for Firms Subject to Federal Income Tax for Places With 350 Establishments or More: 1992 — Con.

[Includes only establishments with payroll. For meaning of abbreviations and symbols, see introductory text. For explanation of terms and comparability of 1987 and 1992 censuses, see appendix A. For information on geographic areas followed by ▲, see appendix F]

SIC code	Geographic area and kind of business or operation	Establishments (number)	Receipts (\$1,000)	Annual payroll (\$1,000)	First-quarter payroll (\$1,000)	Paid employees for pay period including March 12 (number)
	WARREN—Con.					
78, 79, 84	Amusement and recreation services, including motion pictures and museums -----	28	7 659	1 913	381	201
781, 2	Motion picture production, distribution, and services -----	1	(D)	(D)	(D)	AA
783	Motion picture theaters -----	1	(D)	(D)	(D)	AA
784	Video tape rental -----	7	(D)	(D)	(D)	BB
792	Theatrical producers (except motion picture), bands, orchestras, and entertainers -----	1	(D)	(D)	(D)	AA
793	Bowling centers -----	1	(D)	(D)	(D)	BB
79 ex. 792, 3; 84	Commercial sports and other amusement and recreation services, including museums -----	17	4 018	1 182	211	122
80	Health services -----	229	122 476	55 223	11 106	1 799
801	Offices and clinics of doctors of medicine -----	109	65 711	33 628	6 416	617
802	Offices and clinics of dentists -----	47	14 681	5 335	1 051	227
803	Offices and clinics of doctors of osteopathy -----	22	8 200	2 608	589	87
804	Offices and clinics of other health practitioners -----	33	10 260	3 450	748	144
805	Nursing and personal care facilities -----	6	(D)	(D)	(D)	FF
806	Hospitals -----	—	—	—	—	—
807, 8, 9	Other health services -----	12	(D)	(D)	(D)	BB
81	Legal services -----	64	17 056	5 470	1 225	255
823, 4, 9	Selected educational services -----	1	(D)	(D)	(D)	AA
83	Social services -----	12	(D)	(D)	(D)	BB
835	Child day care services -----	11	(D)	(D)	(D)	BB
832, 3, 6, 9	Other social services -----	1	(D)	(D)	(D)	AA
87 ex. 8733	Engineering, accounting, research, management, and related services (except noncommercial research organizations) -----	38	23 232	12 478	2 708	316
871	Engineering, architectural, and surveying services -----	13	(D)	(D)	(D)	BB
872	Accounting, auditing, and bookkeeping services -----	13	6 736	3 630	823	119
873 ex. 8733	Research, development, and testing services (except noncommercial research organizations) -----	1	(D)	(D)	(D)	AA
874	Management and public relations services -----	11	12 482	6 938	1 452	108
89	Services, n.e.c. -----	—	—	—	—	—
	WESTERVILLE ▲					
	Total -----	405	271 734	106 746	24 347	6 305
70 ex. 704	Hotels, rooming houses, camps, and other lodging places (except membership lodging) -----	2	(D)	(D)	(D)	AA
7011	Hotels and motels -----	2	(D)	(D)	(D)	AA
7011 pt.	Hotels -----	1	(D)	(D)	(D)	AA
7011 pt.	Motels, motor hotels, and tourist courts -----	1	(D)	(D)	(D)	AA
702, 3	Other lodging places -----	—	—	—	—	—
72	Personal services -----	53	9 828	3 773	930	281
721	Laundry, cleaning, and garment services -----	13	2 580	1 077	273	80
7211	Power laundries, family and commercial* -----	—	—	—	—	—
7213	Linen supply* -----	—	—	—	—	—
7215	Coin-operated laundries and drycleaning -----	2	(D)	(D)	(D)	AA
7216	Drycleaning plants, except rug cleaning* -----	6	1 981	923	240	63
7217	Carpet and upholstery cleaning -----	5	(D)	(D)	(D)	AA
7218	Industrial laundriers* -----	—	—	—	—	—
7212, 9	Other laundry, cleaning, and garment services* -----	—	—	—	—	—
722	Photographic studios, portrait -----	4	1 039	245	61	21
723, 4	Beauty and barber shops -----	23	2 948	1 367	325	113
723	Beauty shops -----	20	(D)	(D)	(D)	CC
724	Barber shops -----	3	(D)	(D)	(D)	AA
725	Shoe repair shops and shoeshine parlors -----	1	(D)	(D)	(D)	AA
726	Funeral service and crematories -----	2	(D)	(D)	(D)	AA
729	Miscellaneous personal services -----	10	(D)	(D)	(D)	BB
73	Business services -----	64	73 546	27 546	6 460	2 557
731	Advertising -----	8	24 699	7 474	1 617	275
732	Consumer credit reporting agencies, mercantile reporting agencies, and adjustment and collection agencies -----	1	(D)	(D)	(D)	AA
733	Mailing, reproduction, commercial art and photography, and stenographic services -----	11	9 999	3 072	623	151
734	Services to dwellings and other buildings -----	8	1 216	707	246	151
735	Miscellaneous equipment rental and leasing -----	3	(D)	(D)	(D)	AA
736	Personnel supply services -----	7	4 534	2 957	743	1 251
737	Computer programming, data processing, and other computer related services -----	17	16 046	7 344	1 694	189
7371, 2, 3	Computer programming, prepackaged software, and integrated systems -----	8	(D)	(D)	(D)	BB
7374, 5, 6	Data processing services -----	7	(D)	(D)	(D)	CC
7377, 8, 9	Computer rental and leasing, maintenance, and related services, n.e.c. -----	2	(D)	(D)	(D)	AA
738	Miscellaneous business services -----	9	(D)	(D)	(D)	FF

Table 5. Summary Statistics for Firms Subject to Federal Income Tax for Places With 350 Establishments or More: 1992 — Con.

[Includes only establishments with payroll. For meaning of abbreviations and symbols, see introductory text. For explanation of terms and comparability of 1987 and 1992 censuses, see appendix A. For information on geographic areas followed by ▲, see appendix F]

SIC code	Geographic area and kind of business or operation	Establishments (number)	Receipts (\$1,000)	Annual payroll (\$1,000)	First-quarter payroll (\$1,000)	Paid employees for pay period including March 12 (number)
WESTERVILLE ▲—Con.						
75	Automotive repair, services, and parking	16	7 684	2 083	503	117
751	Automotive rental and leasing, without drivers	—	—	—	—	—
752	Automobile parking	—	—	—	—	—
753	Automotive repair shops	13	6 494	1 596	376	69
7532	Top, body, and upholstery repair shops and paint shops	6	2 930	949	206	39
7538	General automotive repair shops	3	(D)	(D)	(D)	AA
7533, 4, 6, 7, 9	Other automotive repair shops	4	(D)	(D)	(D)	AA
754	Automotive services, except repair	3	1 190	487	127	48
76	Miscellaneous repair services	6	2 400	562	148	21
762	Electrical repair shops	3	(D)	(D)	(D)	AA
7622	Radio and television repair shops	—	—	—	—	—
7623, 9	Other electrical and electronic repair shops	3	(D)	(D)	(D)	AA
763	Watch, clock, and jewelry repair	—	—	—	—	—
764	Reupholstery and furniture repair	1	(D)	(D)	(D)	AA
769	Miscellaneous repair and related services	2	(D)	(D)	(D)	AA
78, 79, 84	Amusement and recreation services, including motion pictures and museums	22	14 093	4 146	885	368
781, 2	Motion picture production, distribution, and services	2	(D)	(D)	(D)	BB
783	Motion picture theaters	1	(D)	(D)	(D)	BB
784	Video tape rental	3	(D)	(D)	(D)	BB
792	Theatrical producers (except motion picture), bands, orchestras, and entertainers	—	—	—	—	—
793	Bowling centers	—	—	—	—	—
79 ex. 792, 3; 84	Commercial sports and other amusement and recreation services, including museums	16	8 500	2 872	536	289
80	Health services	132	92 247	36 431	7 709	1 316
801	Offices and clinics of doctors of medicine	56	33 321	17 156	3 358	339
802	Offices and clinics of dentists	34	11 689	4 526	1 001	203
803	Offices and clinics of doctors of osteopathy	6	(D)	(D)	(D)	BB
804	Offices and clinics of other health practitioners	23	7 080	2 197	480	80
805	Nursing and personal care facilities	4	17 891	6 333	1 344	460
806	Hospitals	—	—	—	—	—
807, 8, 9	Other health services	9	(D)	(D)	(D)	CC
81	Legal services	19	3 212	717	128	37
823, 4, 9	Selected educational services	3	503	181	49	23
83	Social services	13	6 387	2 240	533	250
835	Child day care services	11	(D)	(D)	(D)	CC
832, 3, 6, 9	Other social services	2	(D)	(D)	(D)	BB
87 ex. 8733	Engineering, accounting, research, management, and related services (except noncommercial research organizations)	69	58 508	28 005	6 795	1 298
871	Engineering, architectural, and surveying services	18	11 395	6 348	1 504	188
872	Accounting, auditing, and bookkeeping services	20	3 688	1 411	404	72
873 ex. 8733	Research, development, and testing services (except noncommercial research organizations)	7	4 317	1 159	228	56
874	Management and public relations services	24	39 108	19 087	4 659	982
89	Services, n.e.c.	6	(D)	(D)	(D)	AA
WESTLAKE						
	Total	402	231 730	87 634	20 235	4 049
70 ex. 704	Hotels, rooming houses, camps, and other lodging places (except membership lodging)	4	9 849	2 849	671	270
7011	Hotels and motels	4	9 849	2 849	671	270
7011 pt.	Hotels	2	(D)	(D)	(D)	CC
7011 pt.	Motels, motor hotels, and tourist courts	2	(D)	(D)	(D)	BB
702, 3	Other lodging places	—	—	—	—	—
72	Personal services	31	7 361	3 339	701	244
721	Laundry, cleaning, and garment services	6	3 214	1 494	305	98
7211	Power laundries, family and commercial*	—	—	—	—	—
7213	Linen supply*	—	—	—	—	—
7215	Coin-operated laundries and drycleaning	—	—	—	—	—
7216	Drycleaning plants, except rug cleaning*	5	(D)	(D)	(D)	BB
7217	Carpet and upholstery cleaning	1	(D)	(D)	(D)	BB
7218	Industrial launderers*	—	—	—	—	—
7212, 9	Other laundry, cleaning, and garment services*	—	—	—	—	—
722	Photographic studios, portrait	1	(D)	(D)	(D)	AA
723, 4	Beauty and barber shops	19	2 975	1 514	334	122
723	Beauty shops	18	(D)	(D)	(D)	CC
724	Barber shops	1	(D)	(D)	(D)	AA
725	Shoe repair shops and shoeshine parlors	—	—	—	—	—
726	Funeral service and crematories	1	(D)	(D)	(D)	AA
729	Miscellaneous personal services	4	(D)	(D)	(D)	AA

Table 5. Summary Statistics for Firms Subject to Federal Income Tax for Places With 350 Establishments or More: 1992 — Con.

[Includes only establishments with payroll. For meaning of abbreviations and symbols, see introductory text. For explanation of terms and comparability of 1987 and 1992 censuses, see appendix A. For information on geographic areas followed by ▲, see appendix F]

SIC code	Geographic area and kind of business or operation	Establishments (number)	Receipts (\$1,000)	Annual payroll (\$1,000)	First-quarter payroll (\$1,000)	Paid employees for pay period including March 12 (number)
WESTLAKE—Con.						
73	Business services	81	63 911	24 893	6 252	1 233
731	Advertising	12	5 295	2 517	758	53
732	Consumer credit reporting agencies, mercantile reporting agencies, and adjustment and collection agencies	2	(D)	(D)	(D)	BB
733	Mailing, reproduction, commercial art and photography, and stenographic services	6	1 806	443	98	35
734	Services to dwellings and other buildings	12	1 811	843	183	75
735	Miscellaneous equipment rental and leasing	2	(D)	(D)	(D)	BB
736	Personnel supply services	7	7 124	4 792	945	338
737	Computer programming, data processing, and other computer related services	24	34 030	10 804	2 977	456
7371, 2, 3	Computer programming, prepackaged software, and integrated systems	14	(D)	(D)	(D)	BB
7374, 5, 6	Data processing services	5	(D)	(D)	(D)	EE
7377, 8, 9	Computer rental and leasing, maintenance, and related services, n.e.c.	5	950	274	62	13
738	Miscellaneous business services	16	7 137	3 147	716	193
75	Automotive repair, services, and parking	16	5 957	1 578	271	74
751	Automotive rental and leasing, without drivers	2	(D)	(D)	(D)	AA
752	Automobile parking	—	—	—	—	—
753	Automotive repair shops	8	3 617	1 027	124	31
7532	Top, body, and upholstery repair shops and paint shops	1	(D)	(D)	(D)	AA
7538	General automotive repair shops	5	(D)	(D)	(D)	BB
7533, 4, 6, 7, 9	Other automotive repair shops	2	(D)	(D)	(D)	AA
754	Automotive services, except repair	6	(D)	(D)	(D)	BB
76	Miscellaneous repair services	7	5 821	2 090	557	92
762	Electrical repair shops	2	(D)	(D)	(D)	BB
7622	Radio and television repair shops	1	(D)	(D)	(D)	BB
7623, 9	Other electrical and electronic repair shops	1	(D)	(D)	(D)	AA
763	Watch, clock, and jewelry repair	—	—	—	—	—
764	Reupholstery and furniture repair	2	(D)	(D)	(D)	BB
769	Miscellaneous repair and related services	3	(D)	(D)	(D)	AA
78, 79, 84	Amusement and recreation services, including motion pictures and museums	13	16 450	1 591	352	95
781, 2	Motion picture production, distribution, and services	4	611	146	37	9
783	Motion picture theaters	—	—	—	—	—
784	Video tape rental	1	(D)	(D)	(D)	AA
792	Theatrical producers (except motion picture), bands, orchestras, and entertainers	—	—	—	—	—
793	Bowling centers	—	—	—	—	—
79 ex. 792, 3; 84	Commercial sports and other amusement and recreation services, including museums	8	(D)	(D)	(D)	BB
80	Health services	141	75 454	28 362	5 922	1 319
801	Offices and clinics of doctors of medicine	65	28 264	12 077	2 125	272
802	Offices and clinics of dentists	37	8 323	2 314	533	135
803	Offices and clinics of doctors of osteopathy	6	1 925	697	181	27
804	Offices and clinics of other health practitioners	17	2 645	994	219	34
805	Nursing and personal care facilities	5	19 476	8 565	1 994	679
806	Hospitals	—	—	—	—	—
807, 8, 9	Other health services	11	14 821	3 715	870	172
81	Legal services	15	2 753	764	148	37
823, 4, 9	Selected educational services	4	(D)	(D)	(D)	AA
83	Social services	9	2 995	1 084	252	107
835	Child day care services	6	1 525	656	185	85
832, 3, 6, 9	Other social services	3	1 470	428	67	22
87 ex. 8733	Engineering, accounting, research, management, and related services (except noncommercial research organizations)	78	39 372	19 972	4 858	544
871	Engineering, architectural, and surveying services	12	18 112	9 925	2 254	219
872	Accounting, auditing, and bookkeeping services	31	10 002	5 033	1 302	150
873 ex. 8733	Research, development, and testing services (except noncommercial research organizations)	2	(D)	(D)	(D)	AA
874	Management and public relations services	33	(D)	(D)	(D)	CC
89	Services, n.e.c.	3	(D)	(D)	(D)	AA

Table 5. Summary Statistics for Firms Subject to Federal Income Tax for Places With 350 Establishments or More: 1992 — Con.

[Includes only establishments with payroll. For meaning of abbreviations and symbols, see introductory text. For explanation of terms and comparability of 1987 and 1992 censuses, see appendix A. For information on geographic areas followed by ▲, see appendix F]

SIC code	Geographic area and kind of business or operation	Establishments (number)	Receipts (\$1,000)	Annual payroll (\$1,000)	First-quarter payroll (\$1,000)	Paid employees for pay period including March 12 (number)
WORTHINGTON						
	Total	371	238 722	112 420	25 174	5 349
70 ex. 704	Hotels, rooming houses, camps, and other lodging places (except membership lodging)	2	(D)	(D)	(D)	CC
7011	Hotels and motels	2	(D)	(D)	(D)	CC
7011 pt.	Hotels	2	(D)	(D)	(D)	CC
7011 pt.	Motels, motor hotels, and tourist courts	—	—	—	—	—
702, 3	Other lodging places	—	—	—	—	—
72	Personal services	29	11 498	2 454	597	142
721	Laundry, cleaning, and garment services	7	(D)	(D)	(D)	BB
7211	Power laundries, family and commercial*	—	—	—	—	—
7213	Linen supply*	—	—	—	—	—
7215	Coin-operated laundries and drycleaning	1	(D)	(D)	(D)	AA
7216	Drycleaning plants, except rug cleaning*	4	(D)	(D)	(D)	BB
7217	Carpet and upholstery cleaning	2	(D)	(D)	(D)	AA
7218	Industrial laundriers*	—	—	—	—	—
7212, 9	Other laundry, cleaning, and garment services*	—	—	—	—	—
722	Photographic studios, portrait	—	—	—	—	—
723, 4	Beauty and barber shops	14	2 503	1 080	262	78
723	Beauty shops	11	2 169	933	228	69
724	Barber shops	3	334	147	34	9
725	Shoe repair shops and shoeshine parlors	2	(D)	(D)	(D)	AA
726	Funeral service and crematories	1	(D)	(D)	(D)	AA
729	Miscellaneous personal services	5	(D)	(D)	(D)	AA
73	Business services	96	103 534	59 016	12 955	2 848
731	Advertising	8	(D)	(D)	(D)	CC
732	Consumer credit reporting agencies, mercantile reporting agencies, and adjustment and collection agencies	1	(D)	(D)	(D)	AA
733	Mailing, reproduction, commercial art and photography, and stenographic services	12	6 624	2 359	499	100
734	Services to dwellings and other buildings	10	3 423	1 490	321	187
735	Miscellaneous equipment rental and leasing	3	702	154	36	9
736	Personnel supply services	16	43 093	33 932	7 175	1 971
737	Computer programming, data processing, and other computer related services	34	38 506	15 775	3 663	414
7371, 2, 3	Computer programming, prepackaged software, and integrated systems	18	26 232	11 170	2 666	250
7374, 5, 6	Data processing services	6	(D)	(D)	(D)	BB
7377, 8, 9	Computer rental and leasing, maintenance, and related services, n.e.c.	10	(D)	(D)	(D)	BB
738	Miscellaneous business services	12	2 612	1 097	330	64
75	Automotive repair, services, and parking	6	2 301	632	140	36
751	Automotive rental and leasing, without drivers	1	(D)	(D)	(D)	AA
752	Automobile parking	—	—	—	—	—
753	Automotive repair shops	4	(D)	(D)	(D)	AA
7532	Top, body, and upholstery repair shops and paint shops	1	(D)	(D)	(D)	AA
7538	General automotive repair shops	2	(D)	(D)	(D)	AA
7533, 4, 6, 7, 9	Other automotive repair shops	1	(D)	(D)	(D)	AA
754	Automotive services, except repair	1	(D)	(D)	(D)	AA
76	Miscellaneous repair services	4	2 799	798	204	27
762	Electrical repair shops	1	(D)	(D)	(D)	AA
7622	Radio and television repair shops	—	—	—	—	—
7623, 9	Other electrical and electronic repair shops	1	(D)	(D)	(D)	AA
763	Watch, clock, and jewelry repair	—	—	—	—	—
764	Reupholstery and furniture repair	—	—	—	—	—
769	Miscellaneous repair and related services	3	(D)	(D)	(D)	BB
78, 79, 84	Amusement and recreation services, including motion pictures and museums	14	6 131	1 903	321	202
781, 2	Motion picture production, distribution, and services	2	(D)	(D)	(D)	AA
783	Motion picture theaters	1	(D)	(D)	(D)	AA
784	Video tape rental	3	(D)	(D)	(D)	AA
792	Theatrical producers (except motion picture), bands, orchestras, and entertainers	—	—	—	—	—
793	Bowling centers	—	—	—	—	—
79 ex. 792, 3, 84	Commercial sports and other amusement and recreation services, including museums	8	4 477	1 410	278	169
80	Health services	112	59 079	23 192	5 191	1 089
801	Offices and clinics of doctors of medicine	25	13 157	6 878	1 559	151
802	Offices and clinics of dentists	48	14 592	5 377	1 231	223
803	Offices and clinics of doctors of osteopathy	1	(D)	(D)	(D)	AA
804	Offices and clinics of other health practitioners	19	5 483	1 479	349	80
805	Nursing and personal care facilities	2	(D)	(D)	(D)	CC
806	Hospitals	—	—	—	—	—
807, 8, 9	Other health services	17	(D)	(D)	(D)	EE
81	Legal services	26	8 339	3 645	780	96
823, 4, 9	Selected educational services	3	(D)	(D)	(D)	CC

Table 5. Summary Statistics for Firms Subject to Federal Income Tax for Places With 350 Establishments or More: 1992 — Con.

[Includes only establishments with payroll. For meaning of abbreviations and symbols, see introductory text. For explanation of terms and comparability of 1987 and 1992 censuses, see appendix A. For information on geographic areas followed by ▲, see appendix F]

SIC code	Geographic area and kind of business or operation	Establishments (number)	Receipts (\$1,000)	Annual payroll (\$1,000)	First-quarter payroll (\$1,000)	Paid employees for pay period including March 12 (number)
WORTHINGTON — Con.						
83	Social services	13	3 937	1 775	449	130
835	Child day care services	5	1 428	659	159	86
832, 3, 6, 9	Other social services	8	2 509	1 116	290	44
87 ex. 8733	Engineering, accounting, research, management, and related services (except noncommercial research organizations)	63	28 016	13 865	3 274	413
871	Engineering, architectural, and surveying services	22	16 343	8 380	2 089	220
872	Accounting, auditing, and bookkeeping services	14	(D)	(D)	(D)	BB
873 ex. 8733	Research, development, and testing services (except noncommercial research organizations)	1	(D)	(D)	(D)	AA
874	Management and public relations services	26	6 282	3 092	661	109
89	Services, n.e.c.	3	5 295	2 289	534	59
YOUNGSTOWN ▲						
	Total	703	382 928	163 142	37 212	7 180
70 ex. 704	Hotels, rooming houses, camps, and other lodging places (except membership lodging)	3	2 760	743	198	134
7011	Hotels and motels	2	(D)	(D)	(D)	CC
7011 pt.	Hotels	2	(D)	(D)	(D)	CC
7011 pt.	Motels, motor hotels, and tourist courts	—	—	—	—	—
702, 3	Other lodging places	1	(D)	(D)	(D)	BB
72	Personal services	70	36 734	13 888	3 576	880
721	Laundry, cleaning, and garment services	24	(D)	(D)	(D)	FF
7211	Power laundries, family and commercial*	2	(D)	(D)	(D)	BB
7213	Linen supply*	—	—	—	—	—
7215	Coin-operated laundries and drycleaning	3	(D)	(D)	(D)	AA
7216	Drycleaning plants, except rug cleaning*	12	1 739	601	141	67
7217	Carpet and upholstery cleaning	4	220	46	9	5
7218	Industrial launderers*	1	(D)	(D)	(D)	FF
7212, 9	Other laundry, cleaning, and garment services*	2	(D)	(D)	(D)	AA
722	Photographic studios, portrait	2	(D)	(D)	(D)	AA
723, 4	Beauty and barber shops	18	1 235	366	92	52
723	Beauty shops	16	(D)	(D)	(D)	BB
724	Barber shops	2	(D)	(D)	(D)	AA
725	Shoe repair shops and shoeshine parlors	—	—	—	—	—
726	Funeral service and crematories	14	4 624	1 131	249	66
729	Miscellaneous personal services	12	(D)	(D)	(D)	CC
73	Business services	92	58 188	21 197	5 138	1 663
731	Advertising	7	5 917	1 158	334	74
732	Consumer credit reporting agencies, mercantile reporting agencies, and adjustment and collection agencies	1	(D)	(D)	(D)	AA
733	Mailing, reproduction, commercial art and photography, and stenographic services	7	2 176	852	207	55
734	Services to dwellings and other buildings	20	6 814	3 672	835	550
735	Miscellaneous equipment rental and leasing	10	5 677	1 002	245	60
736	Personnel supply services	6	4 242	3 080	736	277
737	Computer programming, data processing, and other computer related services	15	17 480	5 497	1 403	165
7371, 2, 3	Computer programming, prepackaged software, and integrated systems	9	(D)	(D)	(D)	BB
7374, 5, 6	Data processing services	6	(D)	(D)	(D)	BB
7377, 8, 9	Computer rental and leasing, maintenance, and related services, n.e.c.	—	—	—	—	—
738	Miscellaneous business services	26	(D)	(D)	(D)	EE
75	Automotive repair, services, and parking	67	17 786	4 677	1 085	336
751	Automotive rental and leasing, without drivers	3	1 665	230	52	14
752	Automobile parking	6	(D)	(D)	(D)	AA
753	Automotive repair shops	49	13 537	3 841	871	238
7532	Top, body, and upholstery repair shops and paint shops	19	(D)	(D)	(D)	BB
7538	General automotive repair shops	18	3 517	1 124	224	67
7533, 4, 6, 7, 9	Other automotive repair shops	12	(D)	(D)	(D)	BB
754	Automotive services, except repair	9	(D)	(D)	(D)	BB
76	Miscellaneous repair services	20	12 651	3 822	928	158
762	Electrical repair shops	6	2 974	945	231	46
7622	Radio and television repair shops	1	(D)	(D)	(D)	AA
7623, 9	Other electrical and electronic repair shops	5	(D)	(D)	(D)	BB
763	Watch, clock, and jewelry repair	—	—	—	—	—
764	Reupholstery and furniture repair	2	(D)	(D)	(D)	AA
769	Miscellaneous repair and related services	12	(D)	(D)	(D)	CC

Table 5. Summary Statistics for Firms Subject to Federal Income Tax for Places With 350 Establishments or More: 1992 — Con.

[Includes only establishments with payroll. For meaning of abbreviations and symbols, see introductory text. For explanation of terms and comparability of 1987 and 1992 censuses, see appendix A. For information on geographic areas followed by ▲, see appendix F]

SIC code	Geographic area and kind of business or operation	Establishments (number)	Receipts (\$1,000)	Annual payroll (\$1,000)	First-quarter payroll (\$1,000)	Paid employees for pay period including March 12 (number)
	YOUNGSTOWN ▲—Con.					
78, 79, 84	Amusement and recreation services, including motion pictures and museums	28	9 443	2 410	664	268
781, 2	Motion picture production, distribution, and services	1	(D)	(D)	(D)	AA
783	Motion picture theaters	1	(D)	(D)	(D)	AA
784	Video tape rental	3	(D)	(D)	(D)	BB
792	Theatrical producers (except motion picture), bands, orchestras, and entertainers	1	(D)	(D)	(D)	AA
793	Bowling centers	5	85	233	78	44
79 ex. 792, 3; 84	Commercial sports and other amusement and recreation services, including museums	17	7 090	1 888	514	190
80	Health services	249	179 069	88 374	18 042	2 653
801	Offices and clinics of doctors of medicine	133	104 920	59 359	11 571	831
802	Offices and clinics of dentists	37	7 247	2 465	540	162
803	Offices and clinics of doctors of osteopathy	19	8 123	3 395	614	113
804	Offices and clinics of other health practitioners	28	5 924	1 768	363	93
805	Nursing and personal care facilities	8	24 618	12 081	2 888	846
806	Hospitals	1	(D)	(D)	(D)	CC
807, 8, 9	Other health services	23	(D)	(D)	(D)	EE
81	Legal services	86	34 031	12 091	2 573	391
823, 4, 9	Selected educational services	1	(D)	(D)	(D)	AA
83	Social services	21	(D)	(D)	(D)	CC
835	Child day care services	9	(D)	(D)	(D)	BB
832, 3, 6, 9	Other social services	12	2 518	996	232	93
87 ex. 8733	Engineering, accounting, research, management, and related services (except noncommercial research organizations)	65	28 885	14 551	4 672	517
871	Engineering, architectural, and surveying services	32	11 542	5 986	1 395	184
872	Accounting, auditing, and bookkeeping services	16	10 560	4 733	1 145	177
873 ex. 8733	Research, development, and testing services (except noncommercial research organizations)	—	—	—	—	—
874	Management and public relations services	17	6 783	3 832	2 132	156
89	Services, n.e.c.	1	(D)	(D)	(D)	AA

Table 6. Summary Statistics for Firms Subject to Federal Income Tax for Counties With 350 Establishments or More: 1992

[Includes only establishments with payroll. For meaning of abbreviations and symbols, see introductory text. For explanation of terms and comparability of 1987 and 1992 censuses, see appendix A. For information on geographic areas followed by ▲, see appendix F]

SIC code	Geographic area and kind of business or operation	Establishments (number)	Receipts (\$1,000)	Annual payroll (\$1,000)	First-quarter payroll (\$1,000)	Paid employees for pay period including March 12 (number)
	ALLEN COUNTY					
	Total	682	295 577	130 854	27 195	6 577
70 ex. 704	Hotels, rooming houses, camps, and other lodging places (except membership lodging)	18	9 050	1 688	376	210
7011	Hotels and motels	11	(D)	(D)	(D)	CC
7011 pt.	Hotels	4	(D)	(D)	(D)	CC
7011 pt.	Motels, motor hotels, and tourist courts	7	(D)	(D)	(D)	BB
702, 3	Other lodging places	7	(D)	(D)	(D)	AA
72	Personal services	105	24 467	7 316	1 783	649
721	Laundry, cleaning, and garment services	26	(D)	(D)	(D)	CC
7211	Power laundries, family and commercial*	—	—	—	—	—
7213	Linen supply*	—	—	—	—	—
7215	Coin-operated laundries and drycleaning	8	(D)	(D)	(D)	BB
7216	Drycleaning plants, except rug cleaning*	10	(D)	(D)	(D)	BB
7217	Carpet and upholstery cleaning	4	(D)	(D)	(D)	AA
7218	Industrial launderers*	3	(D)	(D)	(D)	CC
7212, 9	Other laundry, cleaning, and garment services*	1	(D)	(D)	(D)	AA
722	Photographic studios, portrait	8	(D)	(D)	(D)	BB
723, 4	Beauty and barber shops	40	4 530	2 195	514	217
723	Beauty shops	40	4 530	2 195	514	217
724	Barber shops	—	—	—	—	—
725	Shoe repair shops and shoeshine parlors	—	—	—	—	—
726	Funeral service and crematories	12	5 233	1 525	395	76
729	Miscellaneous personal services	19	(D)	(D)	(D)	CC

Table 6. Summary Statistics for Firms Subject to Federal Income Tax for Counties With 350 Establishments or More: 1992 — Con.

[Includes only establishments with payroll. For meaning of abbreviations and symbols, see introductory text. For explanation of terms and comparability of 1987 and 1992 censuses, see appendix A. For information on geographic areas followed by ▲, see appendix F]

SIC code	Geographic area and kind of business or operation	Establishments (number)	Receipts (\$1,000)	Annual payroll (\$1,000)	First-quarter payroll (\$1,000)	Paid employees for pay period including March 12 (number)
ALLEN COUNTY — Con.						
73	Business services	77	57 590	25 387	5 817	1 938
731	Advertising	6	(D)	(D)	(D)	BB
732	Consumer credit reporting agencies, mercantile reporting agencies, and adjustment and collection agencies	5	3 245	1 003	256	70
733	Mailing, reproduction, commercial art and photography, and stenographic services	3	1 332	457	106	30
734	Services to dwellings and other buildings	9	4 308	1 857	646	259
735	Miscellaneous equipment rental and leasing	14	7 646	2 155	470	104
736	Personnel supply services	16	(D)	(D)	(D)	GG
737	Computer programming, data processing, and other computer related services	6	(D)	(D)	(D)	BB
7371, 2, 3	Computer programming, prepackaged software, and integrated systems	3	828	313	65	12
7374, 5, 6	Data processing services	2	(D)	(D)	(D)	AA
7377, 8, 9	Computer rental and leasing, maintenance, and related services, n.e.c.	1	(D)	(D)	(D)	AA
738	Miscellaneous business services	18	9 211	2 521	609	187
75	Automotive repair, services, and parking	68	20 558	5 504	1 262	308
751	Automotive rental and leasing, without drivers	5	(D)	(D)	(D)	AA
752	Automobile parking	—	—	—	—	—
753	Automotive repair shops	54	16 793	4 346	989	221
7532	Top, body, and upholstery repair shops and paint shops	19	4 127	887	197	50
7538	General automotive repair shops	21	6 224	1 846	437	96
7533, 4, 6, 7, 9	Other automotive repair shops	14	6 442	1 613	355	75
754	Automotive services, except repair	9	(D)	(D)	(D)	BB
76	Miscellaneous repair services	31	12 796	3 722	909	181
762	Electrical repair shops	10	3 714	1 065	232	57
7622	Radio and television repair shops	3	(D)	(D)	(D)	AA
7623, 9	Other electrical and electronic repair shops	7	(D)	(D)	(D)	BB
763	Watch, clock, and jewelry repair	—	—	—	—	—
764	Reupholstery and furniture repair	2	(D)	(D)	(D)	AA
769	Miscellaneous repair and related services	19	(D)	(D)	(D)	CC
78, 79, 84	Amusement and recreation services, including motion pictures and museums	55	14 577	3 685	733	466
781, 2	Motion picture production, distribution, and services	—	—	—	—	—
783	Motion picture theaters	5	(D)	(D)	(D)	BB
784	Video tape rental	10	(D)	(D)	(D)	BB
792	Theatrical producers (except motion picture), bands, orchestras, and entertainers	—	—	—	—	—
793	Bowling centers	7	3 051	1 160	264	131
79 ex. 792, 3; 84	Commercial sports and other amusement and recreation services, including museums	33	6 542	1 690	280	206
80	Health services	186	120 924	69 229	12 679	2 171
801	Offices and clinics of doctors of medicine	100	68 631	42 946	7 253	647
802	Offices and clinics of dentists	31	12 290	5 219	1 050	207
803	Offices and clinics of doctors of osteopathy	2	(D)	(D)	(D)	AA
804	Offices and clinics of other health practitioners	28	8 077	2 816	630	138
805	Nursing and personal care facilities	10	18 567	9 786	2 359	915
806	Hospitals	—	—	—	—	—
807, 8, 9	Other health services	15	(D)	(D)	(D)	EE
81	Legal services	71	13 616	4 870	1 073	225
823, 4, 9	Selected educational services	3	(D)	(D)	(D)	BB
83	Social services	12	(D)	(D)	(D)	BB
835	Child day care services	9	(D)	(D)	(D)	BB
832, 3, 6, 9	Other social services	3	518	195	21	5
87 ex. 8733	Engineering, accounting, research, management, and related services (except noncommercial research organizations)	55	18 651	8 099	1 985	334
871	Engineering, architectural, and surveying services	11	(D)	(D)	(D)	BB
872	Accounting, auditing, and bookkeeping services	25	(D)	(D)	(D)	CC
873 ex. 8733	Research, development, and testing services (except noncommercial research organizations)	5	(D)	(D)	(D)	CC
874	Management and public relations services	14	(D)	(D)	(D)	BB
89	Services, n.e.c.	1	(D)	(D)	(D)	BB

Table 6. Summary Statistics for Firms Subject to Federal Income Tax for Counties With 350 Establishments or More: 1992 — Con.

[Includes only establishments with payroll. For meaning of abbreviations and symbols, see introductory text. For explanation of terms and comparability of 1987 and 1992 censuses, see appendix A. For information on geographic areas followed by ▲, see appendix F]

SIC code	Geographic area and kind of business or operation	Establishments (number)	Receipts (\$1,000)	Annual payroll (\$1,000)	First-quarter payroll (\$1,000)	Paid employees for pay period including March 12 (number)
ASHTABULA COUNTY						
	Total	474	150 181	58 752	13 427	3 532
70 ex. 704	Hotels, rooming houses, camps, and other lodging places (except membership lodging)	19	7 046	1 509	333	156
7011	Hotels and motels	12	4 816	1 136	225	116
7011 pt.	Hotels	4	(D)	(D)	(D)	BB
7011 pt.	Motels, motor hotels, and tourist courts	8	(D)	(D)	(D)	BB
702, 3	Other lodging places	7	2 230	373	108	40
72	Personal services	75	8 803	2 675	591	307
721	Laundry, cleaning, and garment services	16	2 078	655	126	74
7211	Power laundries, family and commercial*	—	—	—	—	—
7213	Linen supply*	—	—	—	—	—
7215	Coin-operated laundries and drycleaning	6	896	195	43	28
7216	Drycleaning plants, except rug cleaning*	4	706	283	59	31
7217	Carpet and upholstery cleaning	3	(D)	(D)	(D)	AA
7218	Industrial laundriers*	1	(D)	(D)	(D)	AA
7212, 9	Other laundry, cleaning, and garment services*	2	(D)	(D)	(D)	AA
722	Photographic studios, portrait	4	(D)	(D)	(D)	AA
723, 4	Beauty and barber shops	36	2 764	1 189	270	136
723	Beauty shops	36	2 764	1 189	270	136
724	Barber shops	—	—	—	—	—
725	Shoe repair shops and shoeshine parlors	—	—	—	—	—
726	Funeral service and crematories	12	3 221	678	145	63
729	Miscellaneous personal services	7	(D)	(D)	(D)	BB
73	Business services	49	13 251	6 304	1 616	502
731	Advertising	3	(D)	(D)	(D)	AA
732	Consumer credit reporting agencies, mercantile reporting agencies, and adjustment and collection agencies	1	(D)	(D)	(D)	AA
733	Mailing, reproduction, commercial art and photography, and stenographic services	1	(D)	(D)	(D)	AA
734	Services to dwellings and other buildings	14	1 101	396	92	76
735	Miscellaneous equipment rental and leasing	7	2 345	397	105	35
736	Personnel supply services	8	6 298	4 613	1 174	322
737	Computer programming, data processing, and other computer related services	5	901	142	44	13
7371, 2, 3	Computer programming, prepackaged software, and integrated systems	3	(D)	(D)	(D)	AA
7374, 5, 6	Data processing services	1	(D)	(D)	(D)	AA
7377, 8, 9	Computer rental and leasing, maintenance, and related services, n.e.c.	1	(D)	(D)	(D)	AA
738	Miscellaneous business services	10	(D)	(D)	(D)	BB
75	Automotive repair, services, and parking	39	6 394	1 560	343	98
751	Automotive rental and leasing, without drivers	1	(D)	(D)	(D)	AA
752	Automobile parking	1	(D)	(D)	(D)	AA
753	Automotive repair shops	30	4 968	1 213	283	63
7532	Top, body, and upholstery repair shops and paint shops	9	(D)	(D)	(D)	BB
7538	General automotive repair shops	15	2 136	440	112	26
7533, 4, 6, 7, 9	Other automotive repair shops	6	(D)	(D)	(D)	AA
754	Automotive services, except repair	7	(D)	(D)	(D)	BB
76	Miscellaneous repair services	20	2 701	735	197	62
762	Electrical repair shops	7	838	224	54	19
7622	Radio and television repair shops	—	—	—	—	—
7623, 9	Other electrical and electronic repair shops	7	838	224	54	19
763	Watch, clock, and jewelry repair	—	—	—	—	—
764	Reupholstery and furniture repair	5	(D)	(D)	(D)	AA
769	Miscellaneous repair and related services	8	(D)	(D)	(D)	BB
78, 79, 84	Amusement and recreation services, including motion pictures and museums	48	10 231	1 938	374	265
781, 2	Motion picture production, distribution, and services	—	—	—	—	—
783	Motion picture theaters	2	(D)	(D)	(D)	BB
784	Video tape rental	11	2 964	574	130	66
792	Theatrical producers (except motion picture), bands, orchestras, and entertainers	—	—	—	—	—
793	Bowling centers	8	(D)	(D)	(D)	BB
79 ex. 792, 3, 84	Commercial sports and other amusement and recreation services, including museums	27	4 881	1 047	155	127
80	Health services	133	81 305	36 503	8 224	1 815
801	Offices and clinics of doctors of medicine	49	27 508	11 911	2 584	284
802	Offices and clinics of dentists	29	7 361	3 070	588	146
803	Offices and clinics of doctors of osteopathy	10	(D)	(D)	(D)	BB
804	Offices and clinics of other health practitioners	22	4 795	1 661	348	77
805	Nursing and personal care facilities	14	30 858	15 510	3 794	1 086
806	Hospitals	1	(D)	(D)	(D)	BB
807, 8, 9	Other health services	8	(D)	(D)	(D)	BB
81	Legal services	39	8 608	2 842	629	130
823, 4, 9	Selected educational services	1	(D)	(D)	(D)	AA

Table 6. Summary Statistics for Firms Subject to Federal Income Tax for Counties With 350 Establishments or More: 1992 — Con.

[Includes only establishments with payroll. For meaning of abbreviations and symbols, see introductory text. For explanation of terms and comparability of 1987 and 1992 censuses, see appendix A. For information on geographic areas followed by ▲, see appendix F]

SIC code	Geographic area and kind of business or operation	Establishments (number)	Receipts (\$1,000)	Annual payroll (\$1,000)	First-quarter payroll (\$1,000)	Paid employees for pay period including March 12 (number)
ASHTABULA COUNTY—Con.						
83	Social services	11	(D)	(D)	(D)	BB
835	Child day care services	5	379	154	26	25
832, 3, 6, 9	Other social services	6	(D)	(D)	(D)	BB
87 ex. 8733	Engineering, accounting, research, management, and related services (except noncommercial research organizations)	38	9 445	4 062	981	137
871	Engineering, architectural, and surveying services	12	2 915	1 065	336	37
872	Accounting, auditing, and bookkeeping services	17	(D)	(D)	(D)	BB
873 ex. 8733	Research, development, and testing services (except noncommercial research organizations)	3	(D)	(D)	(D)	AA
874	Management and public relations services	6	1 660	864	127	20
89	Services, n.e.c.	2	(D)	(D)	(D)	AA
BUTLER COUNTY (Coextensive with Hamilton–Middletown, OH PMSA; see table 7a.)						
CLARK COUNTY						
	Total	746	272 848	112 598	24 762	6 109
70 ex. 704	Hotels, rooming houses, camps, and other lodging places (except membership lodging)	14	9 812	2 299	518	251
7011	Hotels and motels	11	9 428	2 228	509	248
7011 pt.	Hotels	5	(D)	(D)	(D)	CC
7011 pt.	Motels, motor hotels, and tourist courts	6	(D)	(D)	(D)	BB
702, 3	Other lodging places	3	384	71	9	3
72	Personal services	116	21 691	7 705	1 987	764
721	Laundry, cleaning, and garment services	23	7 264	2 614	573	219
7211	Power laundries, family and commercial*	—	—	—	—	—
7213	Linen supply*	1	(D)	(D)	(D)	BB
7215	Coin-operated laundries and drycleaning	8	(D)	(D)	(D)	BB
7216	Drycleaning plants, except rug cleaning*	8	2 380	729	170	67
7217	Carpet and upholstery cleaning	4	484	133	14	10
7218	Industrial launderers*	—	—	—	—	—
7212, 9	Other laundry, cleaning, and garment services*	2	(D)	(D)	(D)	BB
722	Photographic studios, portrait	6	1 072	287	61	27
723, 4	Beauty and barber shops	60	6 087	2 574	593	286
723	Beauty shops	59	(D)	(D)	(D)	EE
724	Barber shops	1	(D)	(D)	(D)	AA
725	Shoe repair shops and shoeshine parlors	—	—	—	—	—
726	Funeral service and crematories	10	5 023	1 311	445	69
729	Miscellaneous personal services	17	2 245	919	315	163
73	Business services	94	37 507	18 464	4 357	1 334
731	Advertising	4	(D)	(D)	(D)	AA
732	Consumer credit reporting agencies, mercantile reporting agencies, and adjustment and collection agencies	3	(D)	(D)	(D)	BB
733	Mailing, reproduction, commercial art and photography, and stenographic services	8	1 223	362	95	28
734	Services to dwellings and other buildings	29	6 634	3 580	914	457
735	Miscellaneous equipment rental and leasing	11	4 738	829	198	56
736	Personnel supply services	10	13 742	9 756	2 252	524
737	Computer programming, data processing, and other computer related services	10	(D)	(D)	(D)	BB
7371, 2, 3	Computer programming, prepackaged software, and integrated systems	4	(D)	(D)	(D)	AA
7374, 5, 6	Data processing services	3	1 852	852	231	32
7377, 8, 9	Computer rental and leasing, maintenance, and related services, n.e.c.	3	(D)	(D)	(D)	BB
738	Miscellaneous business services	19	(D)	(D)	(D)	CC
75	Automotive repair, services, and parking	86	22 998	6 411	1 522	446
751	Automotive rental and leasing, without drivers	5	(D)	(D)	(D)	BB
752	Automobile parking	3	(D)	(D)	(D)	AA
753	Automotive repair shops	66	18 033	5 183	1 237	262
7532	Top, body, and upholstery repair shops and paint shops	16	7 084	2 423	583	106
7538	General automotive repair shops	32	7 944	2 053	479	108
7533, 4, 6, 7, 9	Other automotive repair shops	18	3 005	707	175	48
754	Automotive services, except repair	12	(D)	(D)	(D)	CC
76	Miscellaneous repair services	30	11 602	3 383	793	164
762	Electrical repair shops	6	2 066	626	133	31
7622	Radio and television repair shops	3	382	138	35	12
7623, 9	Other electrical and electronic repair shops	3	1 684	488	98	19
763	Watch, clock, and jewelry repair	1	(D)	(D)	(D)	AA
764	Reupholstery and furniture repair	1	(D)	(D)	(D)	AA
769	Miscellaneous repair and related services	22	(D)	(D)	(D)	CC

Table 6. Summary Statistics for Firms Subject to Federal Income Tax for Counties With 350 Establishments or More: 1992 — Con.

[Includes only establishments with payroll. For meaning of abbreviations and symbols, see introductory text. For explanation of terms and comparability of 1987 and 1992 censuses, see appendix A. For information on geographic areas followed by ▲, see appendix F]

SIC code	Geographic area and kind of business or operation	Establishments (number)	Receipts (\$1,000)	Annual payroll (\$1,000)	First-quarter payroll (\$1,000)	Paid employees for pay period including March 12 (number)
CLARK COUNTY — Con.						
78, 79, 84	Amusement and recreation services, including motion pictures and museums	50	16 532	3 620	848	446
781, 2	Motion picture production, distribution, and services	—	—	—	—	—
783	Motion picture theaters	5	(D)	(D)	(D)	BB
784	Video tape rental	9	3 915	719	219	97
792	Theatrical producers (except motion picture), bands, orchestras, and entertainers	—	—	—	—	—
793	Bowling centers	6	(D)	(D)	(D)	BB
79 ex. 792, 3; 84	Commercial sports and other amusement and recreation services, including museums	30	7 707	1 825	370	219
80	Health services	222	121 840	58 968	12 182	2 120
801	Offices and clinics of doctors of medicine	104	66 470	35 325	6 628	667
802	Offices and clinics of dentists	51	15 906	6 816	1 399	304
803	Offices and clinics of doctors of osteopathy	4	(D)	(D)	(D)	BB
804	Offices and clinics of other health practitioners	41	10 541	3 380	877	172
805	Nursing and personal care facilities	13	25 176	11 133	2 681	819
806	Hospitals	—	—	—	—	—
807, 8, 9	Other health services	9	(D)	(D)	(D)	CC
81	Legal services	59	14 847	4 490	1 091	220
823, 4, 9	Selected educational services	3	(D)	(D)	(D)	AA
83	Social services	30	3 558	1 469	318	173
835	Child day care services	18	2 228	880	205	121
832, 3, 6, 9	Other social services	12	1 330	589	113	52
87 ex. 8733	Engineering, accounting, research, management, and related services (except noncommercial research organizations)	41	12 232	5 761	1 137	186
871	Engineering, architectural, and surveying services	15	(D)	(D)	(D)	BB
872	Accounting, auditing, and bookkeeping services	18	(D)	(D)	(D)	CC
873 ex. 87333	Research, development, and testing services (except noncommercial research organizations)	2	(D)	(D)	(D)	AA
874	Management and public relations services	6	1 472	725	172	19
89	Services, n.e.c.	1	(D)	(D)	(D)	AA
CLERMONT COUNTY						
	Total	658	551 095	156 148	41 946	5 983
70 ex. 704	Hotels, rooming houses, camps, and other lodging places (except membership lodging)	3	(D)	(D)	(D)	BB
7011	Hotels and motels	2	(D)	(D)	(D)	BB
7011 pt.	Hotels	1	(D)	(D)	(D)	AA
7011 pt.	Motels, motor hotels, and tourist courts	1	(D)	(D)	(D)	BB
702, 3	Other lodging places	1	(D)	(D)	(D)	AA
72	Personal services	97	15 772	4 986	1 164	466
721	Laundry, cleaning, and garment services	18	3 084	880	190	82
7211	Power laundries, family and commercial*	—	—	—	—	—
7213	Linen supply*	—	—	—	—	—
7215	Coin-operated laundries and drycleaning	5	(D)	(D)	(D)	AA
7216	Drycleaning plants, except rug cleaning*	4	(D)	(D)	(D)	BB
7217	Carpet and upholstery cleaning	6	1 075	425	85	31
7218	Industrial launderers*	—	—	—	—	—
7212, 9	Other laundry, cleaning, and garment services*	3	(D)	(D)	(D)	AA
722	Photographic studios, portrait	8	1 334	193	40	27
723, 4	Beauty and barber shops	49	5 568	2 545	620	260
723	Beauty shops	46	(D)	(D)	(D)	EE
724	Barber shops	3	(D)	(D)	(D)	AA
725	Shoe repair shops and shoeshine parlors	—	—	—	—	—
726	Funeral service and crematories	8	3 334	751	137	32
729	Miscellaneous personal services	14	2 452	617	177	65
73	Business services	105	(D)	(D)	(D)	GG
731	Advertising	4	(D)	(D)	(D)	BB
732	Consumer credit reporting agencies, mercantile reporting agencies, and adjustment and collection agencies	2	(D)	(D)	(D)	AA
733	Mailing, reproduction, commercial art and photography, and stenographic services	11	(D)	(D)	(D)	BB
734	Services to dwellings and other buildings	29	(D)	(D)	(D)	EE
735	Miscellaneous equipment rental and leasing	11	(D)	(D)	(D)	BB
736	Personnel supply services	9	(D)	(D)	(D)	BB
737	Computer programming, data processing, and other computer related services	19	(D)	(D)	(D)	FF
7371, 2, 3	Computer programming, prepackaged software, and integrated systems	10	(D)	(D)	(D)	FF
7374, 5, 6	Data processing services	3	(D)	(D)	(D)	BB
7377, 8, 9	Computer rental and leasing, maintenance, and related services, n.e.c.	6	(D)	(D)	(D)	AA
738	Miscellaneous business services	20	(D)	(D)	(D)	EE

Table 6. Summary Statistics for Firms Subject to Federal Income Tax for Counties With 350 Establishments or More: 1992 — Con.

[Includes only establishments with payroll. For meaning of abbreviations and symbols, see introductory text. For explanation of terms and comparability of 1987 and 1992 censuses, see appendix A. For information on geographic areas followed by ▲, see appendix F]

SIC code	Geographic area and kind of business or operation	Establishments (number)	Receipts (\$1,000)	Annual payroll (\$1,000)	First-quarter payroll (\$1,000)	Paid employees for pay period including March 12 (number)
CLERMONT COUNTY — Con.						
75	Automotive repair, services, and parking	76	20 526	5 431	1 301	382
751	Automotive rental and leasing, without drivers	3	(D)	(D)	(D)	AA
752	Automobile parking	—	—	—	—	—
753	Automotive repair shops	63	16 175	4 052	1 002	218
7532	Top, body, and upholstery repair shops and paint shops	13	4 160	1 174	301	57
7538	General automotive repair shops	35	8 508	2 136	515	116
7533, 4, 6, 7, 9	Other automotive repair shops	15	3 507	742	186	45
754	Automotive services, except repair	10	(D)	(D)	(D)	CC
76	Miscellaneous repair services	37	(D)	(D)	(D)	CC
762	Electrical repair shops	4	(D)	(D)	(D)	AA
7622	Radio and television repair shops	1	(D)	(D)	(D)	AA
7623, 9	Other electrical and electronic repair shops	3	(D)	(D)	(D)	AA
763	Watch, clock, and jewelry repair	—	—	—	—	—
764	Reupholstery and furniture repair	9	(D)	(D)	(D)	BB
769	Miscellaneous repair and related services	24	(D)	(D)	(D)	BB
78, 79, 84	Amusement and recreation services, including motion pictures and museums	52	34 362	8 020	1 844	622
781, 2	Motion picture production, distribution, and services	2	(D)	(D)	(D)	EE
783	Motion picture theaters	3	(D)	(D)	(D)	BB
784	Video tape rental	13	2 009	373	93	48
792	Theatrical producers (except motion picture), bands, orchestras, and entertainers	4	(D)	(D)	(D)	AA
793	Bowling centers	4	(D)	(D)	(D)	BB
79 ex. 792, 3; 84	Commercial sports and other amusement and recreation services, including museums	26	8 654	2 337	433	231
80	Health services	142	78 167	36 283	7 584	1 718
801	Offices and clinics of doctors of medicine	47	24 103	11 958	2 217	387
802	Offices and clinics of dentists	36	10 480	4 636	868	193
803	Offices and clinics of doctors of osteopathy	2	(D)	(D)	(D)	AA
804	Offices and clinics of other health practitioners	30	7 932	2 472	512	124
805	Nursing and personal care facilities	16	32 380	15 750	3 758	960
806	Hospitals	—	—	—	—	—
807, 8, 9	Other health services	11	(D)	(D)	(D)	BB
81	Legal services	43	8 198	1 751	398	95
823, 4, 9	Selected educational services	—	—	—	—	—
83	Social services	28	4 574	2 231	484	268
835	Child day care services	17	(D)	(D)	(D)	CC
832, 3, 6, 9	Other social services	11	(D)	(D)	(D)	BB
87 ex. 8733	Engineering, accounting, research, management, and related services (except noncommercial research organizations)	65	55 582	22 696	5 153	548
871	Engineering, architectural, and surveying services	36	43 235	18 590	4 238	372
872	Accounting, auditing, and bookkeeping services	14	(D)	(D)	(D)	BB
873 ex. 8733	Research, development, and testing services (except noncommercial research organizations)	3	(D)	(D)	(D)	BB
874	Management and public relations services	12	(D)	(D)	(D)	BB
89	Services, n.e.c.	10	(D)	(D)	(D)	BB
COLUMBIANA COUNTY						
	Total	557	183 340	72 204	15 927	4 114
70 ex. 704	Hotels, rooming houses, camps, and other lodging places (except membership lodging)	14	(D)	(D)	(D)	CC
7011	Hotels and motels	5	(D)	(D)	(D)	BB
7011 pt. 7011 pt.	Hotels	—	—	—	—	—
7011 pt.	Motels, motor hotels, and tourist courts	5	(D)	(D)	(D)	BB
702, 3	Other lodging places	9	(D)	(D)	(D)	BB
72	Personal services	80	10 750	3 207	753	351
721	Laundry, cleaning, and garment services	13	1 548	545	106	65
7211	Power laundries, family and commercial*	—	—	—	—	—
7213	Linen supply*	1	(D)	(D)	(D)	AA
7215	Coin-operated laundries and drycleaning	6	(D)	(D)	(D)	AA
7216	Drycleaning plants, except rug cleaning*	4	572	143	32	28
7217	Carpet and upholstery cleaning	1	(D)	(D)	(D)	AA
7218	Industrial launderers*	—	—	—	—	—
7212, 9	Other laundry, cleaning, and garment services*	1	(D)	(D)	(D)	AA
722	Photographic studios, portrait	5	308	32	7	7
723, 4	Beauty and barber shops	37	2 898	1 231	322	157
723	Beauty shops	37	2 898	1 231	322	157
724	Barber shops	—	—	—	—	—
725	Shoe repair shops and shoeshine parlors	1	(D)	(D)	(D)	AA
726	Funeral service and crematories	14	5 070	1 191	259	69
729	Miscellaneous personal services	10	(D)	(D)	(D)	BB

Table 6. Summary Statistics for Firms Subject to Federal Income Tax for Counties With 350 Establishments or More: 1992 — Con.

[Includes only establishments with payroll. For meaning of abbreviations and symbols, see introductory text. For explanation of terms and comparability of 1987 and 1992 censuses, see appendix A. For information on geographic areas followed by ▲, see appendix F]

SIC code	Geographic area and kind of business or operation	Establishments (number)	Receipts (\$1,000)	Annual payroll (\$1,000)	First-quarter payroll (\$1,000)	Paid employees for pay period including March 12 (number)
COLUMBIANA COUNTY — Con.						
73	Business services	49	15 757	5 389	1 352	408
731	Advertising	3	(D)	(D)	(D)	AA
732	Consumer credit reporting agencies, mercantile reporting agencies, and adjustment and collection agencies	1	(D)	(D)	(D)	AA
733	Mailing, reproduction, commercial art and photography, and stenographic services	2	(D)	(D)	(D)	BB
734	Services to dwellings and other buildings	12	1 385	440	83	70
735	Miscellaneous equipment rental and leasing	5	3 540	758	186	43
736	Personnel supply services	4	(D)	(D)	(D)	BB
737	Computer programming, data processing, and other computer related services	4	430	36	4	5
7371, 2, 3	Computer programming, prepackaged software, and integrated systems	2	(D)	(D)	(D)	AA
7374, 5, 6	Data processing services	1	(D)	(D)	(D)	AA
7377, 8, 9	Computer rental and leasing, maintenance, and related services, n.e.c.	1	(D)	(D)	(D)	AA
738	Miscellaneous business services	18	(D)	(D)	(D)	CC
75	Automotive repair, services, and parking	60	19 487	4 779	1 072	295
751	Automotive rental and leasing, without drivers	6	10 399	3 005	709	147
752	Automobile parking	1	(D)	(D)	(D)	AA
753	Automotive repair shops	43	7 409	1 328	295	99
7532	Top, body, and upholstery repair shops and paint shops	19	3 202	635	150	52
7538	General automotive repair shops	14	2 669	378	77	25
7533, 4, 6, 7, 9	Other automotive repair shops	10	1 538	315	68	22
754	Automotive services, except repair	10	(D)	(D)	(D)	BB
76	Miscellaneous repair services	32	13 355	4 154	1 064	216
762	Electrical repair shops	4	652	169	31	12
7622	Radio and television repair shops	2	(D)	(D)	(D)	AA
7623, 9	Other electrical and electronic repair shops	2	(D)	(D)	(D)	AA
763	Watch, clock, and jewelry repair	—	—	—	—	—
764	Reupholstery and furniture repair	6	485	165	33	17
769	Miscellaneous repair and related services	22	12 218	3 820	1 000	187
78, 79, 84	Amusement and recreation services, including motion pictures and museums	48	11 054	2 658	521	309
781, 2	Motion picture production, distribution, and services	1	(D)	(D)	(D)	AA
783	Motion picture theaters	4	579	178	35	47
784	Video tape rental	7	1 412	241	64	38
792	Theatrical producers (except motion picture), bands, orchestras, and entertainers	1	(D)	(D)	(D)	AA
793	Bowling centers	6	(D)	(D)	(D)	BB
79 ex. 792, 3; 84	Commercial sports and other amusement and recreation services, including museums	29	6 787	1 751	330	183
80	Health services	163	80 251	36 382	7 678	1 788
801	Offices and clinics of doctors of medicine	61	28 193	14 183	2 712	318
802	Offices and clinics of dentists	34	7 805	2 701	497	151
803	Offices and clinics of doctors of osteopathy	11	4 058	1 717	389	79
804	Offices and clinics of other health practitioners	32	6 651	2 877	512	117
805	Nursing and personal care facilities	16	25 295	11 911	2 802	925
806	Hospitals	1	(D)	(D)	(D)	BB
807, 8, 9	Other health services	8	(D)	(D)	(D)	CC
81	Legal services	46	7 450	3 117	418	115
823, 4, 9	Selected educational services	2	(D)	(D)	(D)	AA
83	Social services	12	(D)	(D)	(D)	BB
835	Child day care services	2	(D)	(D)	(D)	AA
832, 3, 6, 9	Other social services	10	870	202	50	41
87 ex. 8733	Engineering, accounting, research, management, and related services (except noncommercial research organizations)	51	19 846	10 939	2 738	461
871	Engineering, architectural, and surveying services	27	15 377	9 170	2 304	368
872	Accounting, auditing, and bookkeeping services	15	(D)	(D)	(D)	BB
873 ex. 8733	Research, development, and testing services (except noncommercial research organizations)	—	—	—	—	—
874	Management and public relations services	9	(D)	(D)	(D)	BB
89	Services, n.e.c.	—	—	—	—	—

Table 6. Summary Statistics for Firms Subject to Federal Income Tax for Counties With 350 Establishments or More: 1992 — Con.

[Includes only establishments with payroll. For meaning of abbreviations and symbols, see introductory text. For explanation of terms and comparability of 1987 and 1992 censuses, see appendix A. For information on geographic areas followed by ▲, see appendix F]

SIC code	Geographic area and kind of business or operation	Establishments (number)	Receipts (\$1,000)	Annual payroll (\$1,000)	First-quarter payroll (\$1,000)	Paid employees for pay period including March 12 (number)
CUYAHOGA COUNTY						
	Total	11 401	7 976 230	3 249 587	719 276	133 170
70 ex. 704	Hotels, rooming houses, camps, and other lodging places (except membership lodging)	101	206 489	59 265	13 728	5 593
7011	Hotels and motels	95	205 273	58 958	13 650	5 568
7011 pt.	Hotels	43	168 128	50 333	11 801	4 731
7011 pt.	Hotels, 25 guestrooms or more	40	167 604	50 217	11 768	4 714
7011 pt.	Hotels, less than 25 guestrooms	3	524	116	33	17
7011 pt.	Motels, motor hotels, and tourist courts	52	37 145	8 625	1 849	837
7011 pt.	Motels, tourist courts	41	(D)	(D)	(D)	FF
7011 pt.	Motor hotels	11	(D)	(D)	(D)	CC
702, 3	Other lodging places	6	1 216	307	78	25
702	Rooming and boarding houses	4	(D)	(D)	(D)	BB
703	Camps and recreational vehicle parks	2	(D)	(D)	(D)	AA
7032	Sporting and recreational camps	—	—	—	—	—
7033	Recreational vehicle parks and campsites	2	(D)	(D)	(D)	AA
72	Personal services	1 260	342 027	126 007	29 207	9 804
721	Laundry, cleaning, and garment services	315	131 953	42 661	9 923	3 013
7211	Power laundries, family and commercial*	6	(D)	(D)	(D)	CC
7213	Linen supply*	5	8 743	3 314	828	165
7215	Coin-operated laundries and drycleaning	49	11 863	2 572	583	235
7215 pt.	Coin-operated laundries and drycleaning stores	44	(D)	(D)	(D)	CC
7215 pt.	Coin-operated laundry routes	5	(D)	(D)	(D)	BB
7216	Drycleaning plants, except rug cleaning*	155	34 640	12 194	2 773	1 072
7217	Carpet and upholstery cleaning	36	12 717	4 543	915	279
7218	Industrial laundriers*	14	(D)	(D)	(D)	FF
7212, 9	Other laundry, cleaning, and garment services*	50	(D)	(D)	(D)	EE
7212	Garment pressing, and agents for laundries and drycleaners	27	4 344	1 200	254	117
7219	Laundry and garment services, n.e.c.*	23	(D)	(D)	(D)	CC
722	Photographic studios, portrait	63	26 812	14 955	3 081	875
723, 4	Beauty and barber shops	613	85 190	40 195	9 381	3 737
723	Beauty shops	567	82 167	38 977	9 116	3 652
724	Barber shops	46	3 023	1 218	265	85
725	Shoe repair shops and shoeshine parlors	14	(D)	(D)	(D)	BB
726	Funeral service and crematories	102	63 367	17 023	3 992	727
729	Miscellaneous personal services	153	(D)	(D)	(D)	GG
7291	Tax return preparation services	23	5 036	2 487	1 038	760
7299	Miscellaneous personal services, n.e.c.	130	(D)	(D)	(D)	FF
7299 pt.	Massage parlors, tanning salons, and saunas	32	2 059	506	111	74
7299 pt.	Other personal services	98	(D)	(D)	(D)	FF
7299 pt.	Diet and weight reducing services	33	11 668	3 503	720	211
7299 pt.	Formal wear rental	27	5 328	1 323	249	139
7299 pt.	Other personal services, n.e.c.	38	(D)	(D)	(D)	CC
73	Business services	2 149	1 961 340	852 183	199 059	46 097
731	Advertising	178	169 334	63 148	15 929	2 290
7311	Advertising agencies	147	126 841	51 537	13 159	1 399
7312	Outdoor advertising services	7	(D)	(D)	(D)	CC
7313	Radio, television, publishers' advertising representatives	15	14 672	4 462	1 232	110
7313 pt.	Radio, television advertising representatives	9	9 541	3 878	1 079	86
7313 pt.	Publishers' advertising representatives	6	5 131	584	153	24
7319	Advertising, n.e.c.	9	(D)	(D)	(D)	FF
732	Consumer credit reporting agencies, mercantile reporting agencies, and adjustment and collection agencies	63	71 498	23 897	5 869	885
7322	Adjustment and collection services	53	(D)	(D)	(D)	FF
7323	Credit reporting services	10	(D)	(D)	(D)	CC
733	Mailing, reproduction, commercial art and photography, and stenographic services	265	135 955	48 473	11 942	2 252
7331	Direct mail advertising services	22	26 192	9 839	2 486	564
7331 pt.	Mailing list compilers, brokers, and managers	7	(D)	(D)	(D)	BB
7331 pt.	Direct mail advertising services, except mailing list services	15	(D)	(D)	(D)	FF
7334	Photocopying and duplicating services	30	35 129	11 868	3 121	697
7334 pt.	Blueprinting and photocopying services	27	(D)	(D)	(D)	FF
7334 pt.	Duplicating services, except printing and photocopying	3	(D)	(D)	(D)	BB
7335, 6	Commercial photography, art, and graphics	163	54 526	18 336	4 388	642
7335	Commercial photography	45	(D)	(D)	(D)	CC
7336	Commercial art and graphic design	118	(D)	(D)	(D)	EE
7336 pt.	Commercial art	32	(D)	(D)	(D)	CC
7336 pt.	Graphic arts and related design	86	29 554	9 216	2 023	328
7338	Secretarial and court reporting services	50	20 108	8 430	1 947	349
734	Services to dwellings and other buildings	341	108 438	48 657	11 867	5 120
7342	Disinfecting and pest control services	37	15 301	6 039	1 255	297
7349	Building cleaning and maintenance services, n.e.c.	304	93 137	42 618	10 612	4 823
735	Miscellaneous equipment rental and leasing	116	120 558	29 856	6 754	1 318
7352	Medical equipment rental and leasing	20	(D)	(D)	(D)	CC
7353	Heavy construction equipment rental and leasing	11	(D)	(D)	(D)	EE
7353 pt.	Rental and leasing of heavy construction equipment without operators	5	(D)	(D)	(D)	CC
7353 pt.	Rental and leasing of heavy construction equipment with operators	6	(D)	(D)	(D)	BB
7359	Equipment rental and leasing, n.e.c.	85	58 141	15 524	3 483	848
7359 pt.	Equipment rental	68	52 993	14 170	3 141	756
7359 pt.	Rent-to-own	19	11 421	2 106	510	105
7359 pt.	Equipment rental, except rent-to-own	49	41 572	12 064	2 631	651
7359 pt.	Equipment leasing, except finance leasing	17	5 148	1 354	342	92

Table 6. Summary Statistics for Firms Subject to Federal Income Tax for Counties With 350 Establishments or More: 1992 — Con.

[Includes only establishments with payroll. For meaning of abbreviations and symbols, see introductory text. For explanation of terms and comparability of 1987 and 1992 censuses, see appendix A. For information on geographic areas followed by ▲, see appendix F]

SIC code	Geographic area and kind of business or operation	Establishments (number)	Receipts (\$1,000)	Annual payroll (\$1,000)	First-quarter payroll (\$1,000)	Paid employees for pay period including March 12 (number)
CUYAHOGA COUNTY—Con.						
73	Business services—Con.					
736	Personnel supply services	285	424 069	300 514	64 590	19 503
7361	Employment agencies	111	46 898	22 103	4 629	868
7363	Help supply services	174	377 171	278 411	59 961	18 635
7363 pt.	Temporary help supply	157	273 917	202 808	44 527	15 369
7363 pt.	Help supply, except temporary	17	103 254	75 603	15 434	3 266
7363 pt.	Employee leasing	9	(D)	(D)	(D)	GG
7363 pt.	Other help supply services	8	(D)	(D)	(D)	FF
737	Computer programming, data processing, and other computer related services	419	618 420	218 020	53 210	6 277
7371, 2, 3	Computer programming, prepackaged software, and integrated systems	247	251 030	104 776	25 079	2 466
7371	Computer programming services	157	118 289	66 073	15 925	1 472
7372	Prepackaged software	47	60 234	16 456	3 873	414
7373	Computer integrated systems	43	72 507	22 247	5 281	580
7374, 5, 6	Data processing services	80	218 201	76 156	19 308	2 686
7374, 5	Computer processing, information retrieval	75	210 911	73 135	18 654	2 558
7374	Computer processing and data preparation and processing services	68	(D)	(D)	(D)	GG
7375	Information retrieval services	7	(D)	(D)	(D)	CC
7376	Computer facilities management services	5	7 290	3 021	654	128
7377, 8, 9	Computer rental and leasing, maintenance, and related services, n.e.c.	92	149 189	37 088	8 823	1 125
7377	Computer rental and leasing	7	(D)	(D)	(D)	EE
7378	Computer maintenance and repair	37	40 318	14 170	3 422	577
7379	Computer related services, n.e.c.	48	(D)	(D)	(D)	EE
7379 pt.	Computer consultants	39	(D)	(D)	(D)	CC
7379 pt.	Miscellaneous computer services, n.e.c.	9	(D)	(D)	(D)	BB
738	Miscellaneous business services	482	313 068	119 618	28 898	8 452
7381, 2	Detective agencies and protective services	110	103 136	61 510	14 982	4 994
7381	Detective, guard, and armored car services	85	76 943	50 920	12 320	4 522
7381 pt.	Detective agencies and guard services	82	(D)	(D)	(D)	HH
7381 pt.	Armored car services	3	(D)	(D)	(D)	CC
7382	Security systems services	25	26 193	10 590	2 662	472
7383	News syndicates	3	(D)	(D)	(D)	AA
7384	Photofinishing laboratories*	48	15 011	5 208	1 099	267
7384 pt.	Photofinishing laboratories, except "one-hour" (mini) labs*	23	10 645	4 194	868	169
7384 pt.	One-hour (mini) photofinishing*	25	4 366	1 014	231	98
7389	Business services, n.e.c.	321	(D)	(D)	(D)	HH
7389 pt.	Sign painting shops	11	(D)	(D)	(D)	BB
7389 pt.	Interior designing	59	21 504	4 216	1 027	196
7389 pt.	Telephone answering services	21	6 447	2 967	709	297
7389 pt.	Other business services	230	(D)	(D)	(D)	HH
7389 pt.	Water softening and conditioning services	4	(D)	(D)	(D)	BB
7389 pt.	Packaging and labeling services	20	34 041	6 274	1 709	401
7389 pt.	Trading stamp services	-	-	-	-	-
7389 pt.	Miscellaneous business services	206	126 841	37 782	8 982	2 216
7389 pt.	Convention and trade show services	13	8 913	1 993	474	100
7389 pt.	Private mail centers	11	2 684	299	58	35
7389 pt.	Miscellaneous business services, n.e.c.	182	115 244	35 490	8 450	2 081
75	Automotive repair, services, and parking	1 128	569 695	123 103	29 236	7 098
751	Automotive rental and leasing, without drivers	109	214 698	30 498	7 244	1 509
7513	Truck rental and leasing, without drivers	30	71 667	9 172	2 158	396
7513 pt.	Truck rental, without drivers	19	54 139	6 544	1 539	285
7513 pt.	Truck leasing, except finance leasing	11	17 528	2 628	619	111
7514, 5	Passenger car rental and leasing	79	143 031	21 326	5 086	1 113
7514	Passenger car rental	50	103 326	16 688	4 034	957
7515	Passenger car leasing	29	39 705	4 638	1 052	156
7519	Utility trailer and recreational vehicle rental	-	-	-	-	-
752	Automobile parking	149	62 847	9 451	2 233	782
7521 pt.	Parking lots	76	(D)	(D)	(D)	CC
7521 pt.	Parking structures	73	(D)	(D)	(D)	FF
753	Automotive repair shops	686	245 484	68 596	16 192	3 337
7532	Top, body, and upholstery repair shops and paint shops	195	65 352	21 596	5 048	922
7532 pt.	Top and body repair shops	174	59 338	19 735	4 769	843
7532 pt.	Paint shops	21	6 014	1 861	279	79
7538	General automotive repair shops	309	108 825	29 092	6 750	1 493
7538 pt.	General automotive repair shops, except diesel	285	98 125	25 897	5 991	1 331
7538 pt.	Diesel repair shops	24	10 700	3 195	759	162
7533, 4, 6, 7, 9	Other automotive repair shops	182	71 307	17 908	4 394	922
7533	Automotive exhaust system repair shops	57	22 124	5 315	1 138	254
7534	Tire retreading and repair shops	11	3 658	710	146	42
7536	Automotive glass replacement shops	20	10 579	2 962	714	121
7537	Automotive transmission repair shops	32	7 770	2 187	493	108
7539	Automotive repair shops, n.e.c.	62	27 176	6 734	1 903	397
7539 pt.	Radiator repair	21	(D)	(D)	(D)	BB
7539 pt.	Brake, front end, and wheel alignment	17	5 322	1 498	355	82
7539 pt.	Automotive electrical and fuel system services	18	(D)	(D)	(D)	CC
7539 pt.	Carburetor repair shops	7	1 527	481	118	30
7539 pt.	Automotive electrical repair shops	11	(D)	(D)	(D)	CC
7539 pt.	Other automotive repair shops, n.e.c.	6	(D)	(D)	(D)	BB
754	Automotive services, except repair	184	46 666	14 558	3 567	1 470
7542	Carwashes	89	17 756	7 004	1 678	898
7549	Automotive services, except repair and carwashes	95	28 910	7 554	1 889	572
7549 pt.	Lubrication shops	40	11 287	2 702	692	217
7549 pt.	Other automotive services	55	17 623	4 852	1 197	355
7549 pt.	Towing services	31	8 211	2 842	703	208
7549 pt.	Other automotive services, n.e.c.	24	9 412	2 010	494	147

Table 6. Summary Statistics for Firms Subject to Federal Income Tax for Counties With 350 Establishments or More: 1992 — Con.

[Includes only establishments with payroll. For meaning of abbreviations and symbols, see introductory text. For explanation of terms and comparability of 1987 and 1992 censuses, see appendix A. For information on geographic areas followed by ▲, see appendix F]

SIC code	Geographic area and kind of business or operation	Establishments (number)	Receipts (\$1,000)	Annual payroll (\$1,000)	First-quarter payroll (\$1,000)	Paid employees for pay period including March 12 (number)
CUYAHOGA COUNTY—Con.						
76	Miscellaneous repair services -----	464	246 306	83 459	20 598	3 529
762	Electrical repair shops -----	147	95 990	37 195	9 200	1 549
7622	Radio and television repair shops -----	42	13 171	5 139	1 358	312
7623, 9	Other electrical and electronic repair shops -----	105	82 819	32 056	7 842	1 237
7623	Refrigeration and air-conditioning service and repair shops -----	23	25 297	7 420	1 853	235
7629	Electrical and electronic repair shops, n.e.c. -----	82	57 522	24 636	5 989	1 002
763	Watch, clock, and jewelry repair -----	30	3 400	824	212	88
764	Reupholstery and furniture repair -----	37	9 999	3 222	784	179
769	Miscellaneous repair and related services -----	250	136 917	42 218	10 402	1 713
7692	Welding repair -----	23	6 474	3 226	763	142
7694	Armature rewinding shops -----	15	18 657	6 838	1 814	223
7699	Repair shops and related services, n.e.c. -----	212	111 786	32 154	7 825	1 348
7699 pt.	Farm machinery and equipment repair -----	2	(D)	(D)	(D)	AA
7699 pt.	Lawnmower and other small gasoline engine repair -----	16	3 004	1 272	279	59
7699 pt.	Sewer and septic tank cleaning services -----	13	10 674	3 084	759	116
7699 pt.	Other repair and related services, n.e.c. -----	181	(D)	(D)	(D)	GG
78, 79, 84	Amusement and recreation services, including motion pictures and museums -----	487	445 953	125 404	20 920	5 834
781, 2	Motion picture production, distribution, and services -----	39	125 855	13 601	3 460	446
7812 pt.	Motion picture production, except for television -----	18	(D)	(D)	(D)	CC
7812 pt.	Motion picture and tape production for television -----	5	(D)	(D)	(D)	BB
7819	Services allied to motion picture production -----	6	(D)	(D)	(D)	CC
7822 pt.	Motion picture film and tape distributors -----	7	(D)	(D)	(D)	CC
7822 pt.	Motion picture film exchanges -----	4	(D)	(D)	(D)	BB
7822 pt.	Video tape wholesalers -----	3	(D)	(D)	(D)	BB
7822 pt.	Film and tape distribution for television -----	2	(D)	(D)	(D)	AA
7829	Services allied to motion picture distribution -----	1	(D)	(D)	(D)	AA
783	Motion picture theaters -----	40	32 176	5 464	1 273	781
7832	Motion picture theaters, except drive-in -----	37	30 615	5 177	1 233	773
7833	Drive-in motion picture theaters -----	3	1 561	287	40	8
784	Video tape rental -----	95	26 496	4 820	1 055	574
792	Theatrical producers (except motion picture), bands, orchestras, and entertainers -----	32	52 691	5 044	1 030	246
7922	Theatrical producers (except motion picture) and miscellaneous theatrical services -----	18	(D)	(D)	(D)	CC
7922 pt.	Producers of live theatrical productions -----	3	(D)	(D)	(D)	AA
7922 pt.	Producers of radio and television shows, except tape producers -----	2	(D)	(D)	(D)	BB
7922 pt.	Artists' and entertainers' managers or agents, concert bureaus, booking agents -----	8	936	199	39	18
7922 pt.	Other theatrical services -----	5	4 204	1 238	262	56
7929	Bands, orchestras, actors, and other entertainers and entertainment groups -----	14	(D)	(D)	(D)	CC
7929 pt.	Dance groups and artists -----	2	(D)	(D)	(D)	AA
7929 pt.	Symphony orchestras, opera companies, and chamber music organizations -----	—	—	—	—	—
7929 pt.	Other music and entertainment presentations -----	12	(D)	(D)	(D)	CC
7929 pt.	Other music groups and artists -----	8	(D)	(D)	(D)	BB
7929 pt.	Other entertainers and entertainment groups -----	4	(D)	(D)	(D)	BB
793	Bowling centers -----	46	20 126	5 525	1 598	733
79 ex. 792, 3, 84	Commercial sports and other amusement and recreation services, including museums -----	235	188 609	90 950	12 504	3 054
794	Commercial sports -----	22	(D)	(D)	(D)	FF
7941	Professional sports clubs, managers, promoters -----	10	(D)	(D)	(D)	EE
7941 pt.	Baseball clubs -----	1	(D)	(D)	(D)	CC
7941 pt.	Football clubs -----	1	(D)	(D)	(D)	BB
7941 pt.	Other professional sports clubs -----	2	(D)	(D)	(D)	BB
7941 pt.	Managers and promoters -----	6	(D)	(D)	(D)	BB
7948	Racing, including track operation -----	12	(D)	(D)	(D)	CC
7948 pt.	Auto racetrack operation -----	1	(D)	(D)	(D)	AA
7948 pt.	Horse racetrack operation -----	4	(D)	(D)	(D)	CC
7948 pt.	Dog racetrack operation -----	—	—	—	—	—
7948 pt.	Racing stables and racing, n.e.c. -----	7	(D)	(D)	(D)	AA
79 ex. 792, 3, 4; 84	Other amusement and recreation services, including museums -----	213	(D)	(D)	(D)	HH
791	Dance studios, schools, and halls -----	26	2 638	781	174	98
7991	Physical fitness facilities -----	43	21 108	4 620	1 235	762
7991 pt.	Physical fitness centers, except gymnasiums and athletic clubs -----	33	(D)	(D)	(D)	FF
7991 pt.	Gymnasiums and athletic clubs -----	10	(D)	(D)	(D)	CC
7992	Public golf courses -----	7	3 251	787	92	96
7993	Coin-operated amusement devices -----	22	9 613	2 419	565	205
7996	Amusement parks -----	3	(D)	(D)	(D)	BB
7997	Membership sports and recreation clubs -----	27	15 032	4 889	1 075	450
7999, 84	Amusement and recreation services, including museums, n.e.c. -----	85	(D)	(D)	(D)	FF
7999 pt.	Concession operators of amusement devices and rides -----	4	629	107	5	19
7999 pt.	Carnivals, circuses, and fairs -----	2	(D)	(D)	(D)	AA
7999 pt.	Carnivals and circuses -----	2	(D)	(D)	(D)	AA
7999 pt.	Fairs -----	—	—	—	—	—
7999 pt., 84	Other recreation and amusements, including museums -----	79	56 372	12 140	2 176	833
84	Museums, art galleries, and botanical and zoological gardens -----	—	—	—	—	—
841	Museums and art galleries -----	—	—	—	—	—
842	Arboreta and botanical or zoological gardens -----	—	—	—	—	—
7999 pt.	Roller skating rinks -----	6	1 887	678	175	165
7999 pt.	Ice skating rinks -----	—	—	—	—	—
7999 pt.	Other amusement and recreation services, n.e.c. -----	73	54 485	11 462	2 001	668

Table 6. Summary Statistics for Firms Subject to Federal Income Tax for Counties With 350 Establishments or More: 1992 — Con.

[Includes only establishments with payroll. For meaning of abbreviations and symbols, see introductory text. For explanation of terms and comparability of 1987 and 1992 censuses, see appendix A. For information on geographic areas followed by ▲, see appendix F]

SIC code	Geographic area and kind of business or operation	Establishments (number)	Receipts (\$1,000)	Annual payroll (\$1,000)	First-quarter payroll (\$1,000)	Paid employees for pay period including March 12 (number)
CUYAHOGA COUNTY—Con.						
80	Health services -----	2 942	1 891 528	879 760	182 693	27 276
801	Offices and clinics of doctors of medicine -----	1 399	1 057 877	535 473	105 239	8 780
8011 pt.	Offices of doctors of medicine -----	1 357	993 517	515 443	100 788	8 044
8011 pt.	General medical clinics -----	42	64 360	20 030	4 451	736
802	Offices and clinics of dentists -----	820	222 897	87 844	18 838	3 812
8021 pt.	Offices of dentists -----	818	(D)	(D)	(D)	HH
8021 pt.	Dental clinics -----	2	(D)	(D)	(D)	AA
803	Offices and clinics of doctors of osteopathy -----	60	21 828	10 492	2 329	272
8031 pt.	Offices of osteopathic physicians -----	59	(D)	(D)	(D)	EE
8031 pt.	Osteopathic clinics -----	1	(D)	(D)	(D)	AA
804	Offices and clinics of other health practitioners -----	375	84 695	31 658	6 951	1 450
8041	Offices and clinics of chiropractors -----	54	13 936	5 568	1 180	209
8042	Offices and clinics of optometrists -----	68	17 925	5 391	1 175	267
8043	Offices and clinics of podiatrists -----	117	20 421	5 580	1 190	325
8049	Offices and clinics of health practitioners, n.e.c. -----	136	32 413	15 119	3 406	649
805	Nursing and personal care facilities -----	78	288 205	134 198	31 191	9 021
8051	Skilled nursing care facilities -----	60	243 392	113 334	26 402	7 656
8052	Intermediate care facilities -----	17	(D)	(D)	(D)	GG
8059	Nursing and personal care facilities, n.e.c. -----	1	(D)	(D)	(D)	BB
806	Hospitals -----	2	(D)	(D)	(D)	CC
8062	General medical and surgical hospitals -----	—	—	—	—	—
8063, 9	Specialty hospitals -----	2	(D)	(D)	(D)	CC
8063	Psychiatric hospitals -----	2	(D)	(D)	(D)	CC
8069	Specialty hospitals, except psychiatric -----	—	—	—	—	—
807, 8, 9	Other health services -----	208	(D)	(D)	(D)	HH
807	Medical and dental laboratories -----	108	85 392	32 178	6 929	1 175
8071	Medical laboratories -----	61	72 950	25 635	5 357	838
8072	Dental laboratories -----	47	12 442	6 543	1 572	337
808	Home health care services -----	46	84 678	31 352	7 266	1 937
809	Miscellaneous health and allied services, n.e.c. -----	54	(D)	(D)	(D)	FF
8092	Kidney dialysis centers -----	—	—	—	—	—
8093	Specialty outpatient facilities, n.e.c. -----	34	24 640	8 033	2 009	474
8099	Health and allied services, n.e.c. -----	20	(D)	(D)	(D)	CC
81	Legal services -----	940	875 793	351 877	70 824	8 069
823, 4, 9	Selected educational services -----	103	51 852	21 371	5 369	1 401
823	Libraries -----	—	—	—	—	—
824	Vocational schools -----	44	37 098	16 251	4 183	924
8243	Data processing schools -----	11	4 206	1 633	409	84
8244	Business and secretarial schools -----	11	(D)	(D)	(D)	EE
8249	Vocational schools, n.e.c. -----	22	(D)	(D)	(D)	EE
829	Schools and educational services, n.e.c. -----	59	14 754	5 120	1 186	477
83	Social services -----	206	56 835	24 375	5 629	1 984
835	Child day care services -----	114	22 492	10 545	2 515	1 116
832, 3, 6, 9	Other social services -----	92	34 343	13 830	3 114	868
832	Individual and family social services -----	45	(D)	(D)	(D)	CC
833	Job training and vocational rehabilitation services -----	18	(D)	(D)	(D)	EE
836	Residential care -----	21	9 237	2 988	634	282
839	Social services, n.e.c. -----	8	(D)	(D)	(D)	BB
87 ex. 8733	Engineering, accounting, research, management, and related services (except noncommercial research organizations) -----	1 555	1 304 854	593 749	140 302	16 217
871	Engineering, architectural, and surveying services -----	401	455 816	223 032	52 951	5 480
8711	Engineering services -----	254	370 150	186 035	44 777	4 403
8712	Architectural services -----	122	77 037	32 487	7 346	940
8713	Surveying services -----	25	8 629	4 510	828	137
872	Accounting, auditing, and bookkeeping services -----	508	326 470	137 861	33 878	4 648
873 ex. 8733	Research, development, and testing services (except noncommercial research organizations) -----	82	86 972	35 290	8 548	1 595
8731	Commercial physical and biological research -----	19	(D)	(D)	(D)	EE
8731 pt.	Commercial physical research -----	14	(D)	(D)	(D)	CC
8731 pt.	Commercial medical and biological research -----	5	(D)	(D)	(D)	BB
8732	Commercial economic, sociological, and educational research -----	31	(D)	(D)	(D)	FF
8734	Testing laboratories -----	32	(D)	(D)	(D)	FF
874	Management and public relations services -----	564	435 596	197 566	44 925	4 494
8741	Management services -----	169	117 530	52 873	12 484	1 631
8742	Management consulting services -----	280	281 048	129 946	28 572	2 344
8743	Public relations services -----	35	17 051	6 605	1 941	188
8744	Facilities support management services -----	—	—	—	—	—
8748	Business consulting services, n.e.c. -----	80	19 967	8 142	1 928	331
89	Services, n.e.c. -----	66	23 558	9 034	1 711	268
8999 pt.	Scientific and related consulting services, except environmental -----	15	4 271	2 386	607	65
8999 pt.	Other services -----	51	19 287	6 648	1 104	203
8999 pt.	Environmental consulting -----	18	13 690	3 955	775	140
8999 pt.	Authors, composers, and other arts-related services -----	19	3 223	1 780	194	29
8999 pt.	Other services, n.e.c. -----	14	2 374	913	135	34

Table 6. Summary Statistics for Firms Subject to Federal Income Tax for Counties With 350 Establishments or More: 1992 — Con.

[Includes only establishments with payroll. For meaning of abbreviations and symbols, see introductory text. For explanation of terms and comparability of 1987 and 1992 censuses, see appendix A. For information on geographic areas followed by ▲, see appendix F]

SIC code	Geographic area and kind of business or operation	Establishments (number)	Receipts (\$1,000)	Annual payroll (\$1,000)	First-quarter payroll (\$1,000)	Paid employees for pay period including March 12 (number)
ERIE COUNTY						
	Total	510	315 665	112 020	20 204	4 377
70 ex. 704	Hotels, rooming houses, camps, and other lodging places (except membership lodging)	36	(D)	(D)	(D)	FF
7011	Hotels and motels	34	33 622	8 353	1 394	740
7011 pt.	Hotels	15	23 478	6 088	1 060	465
7011 pt.	Motels, motor hotels, and tourist courts	19	10 144	2 265	334	275
702, 3	Other lodging places	2	(D)	(D)	(D)	AA
72	Personal services	59	9 563	3 211	889	335
721	Laundry, cleaning, and garment services	14	2 331	862	213	82
7211	Power laundries, family and commercial*	—	—	—	—	—
7213	Linen supply*	—	—	—	—	—
7215	Coin-operated laundries and drycleaning	7	(D)	(D)	(D)	BB
7216	Drycleaning plants, except rug cleaning*	3	671	268	62	26
7217	Carpet and upholstery cleaning	1	(D)	(D)	(D)	AA
7218	Industrial laundriers*	1	(D)	(D)	(D)	BB
7212, 9	Other laundry, cleaning, and garment services*	2	(D)	(D)	(D)	AA
722	Photographic studios, portrait	4	536	109	29	16
723, 4	Beauty and barber shops	23	2 918	1 227	290	129
723	Beauty shops	22	(D)	(D)	(D)	CC
724	Barber shops	1	(D)	(D)	(D)	AA
725	Shoe repair shops and shoeshine parlors	—	—	—	—	—
726	Funeral service and crematories	9	2 648	674	237	40
729	Miscellaneous personal services	9	1 130	339	120	68
73	Business services	57	27 463	12 272	3 003	657
731	Advertising	5	1 261	334	75	21
732	Consumer credit reporting agencies, mercantile reporting agencies, and adjustment and collection agencies	3	1 597	570	138	35
733	Mailing, reproduction, commercial art and photography, and stenographic services	2	(D)	(D)	(D)	AA
734	Services to dwellings and other buildings	17	2 725	576	106	58
735	Miscellaneous equipment rental and leasing	7	3 894	842	183	42
736	Personnel supply services	4	8 326	6 243	1 307	288
737	Computer programming, data processing, and other computer related services	10	7 073	2 357	849	95
7371, 2, 3	Computer programming, prepackaged software, and integrated systems	2	(D)	(D)	(D)	AA
7374, 5, 6	Data processing services	6	6 021	1 975	767	86
7377, 8, 9	Computer rental and leasing, maintenance, and related services, n.e.c.	2	(D)	(D)	(D)	AA
738	Miscellaneous business services	9	(D)	(D)	(D)	CC
75	Automotive repair, services, and parking	44	8 567	2 504	569	152
751	Automotive rental and leasing, without drivers	2	(D)	(D)	(D)	AA
752	Automobile parking	—	—	—	—	—
753	Automotive repair shops	34	7 032	2 092	483	111
7532	Top, body, and upholstery repair shops and paint shops	10	2 226	717	169	35
7538	General automotive repair shops	14	3 359	964	218	52
7533, 4, 6, 7, 9	Other automotive repair shops	10	1 447	411	96	24
754	Automotive services, except repair	8	(D)	(D)	(D)	BB
76	Miscellaneous repair services	21	3 578	1 194	268	79
762	Electrical repair shops	6	1 194	516	114	32
7622	Radio and television repair shops	2	(D)	(D)	(D)	AA
7623, 9	Other electrical and electronic repair shops	4	(D)	(D)	(D)	BB
763	Watch, clock, and jewelry repair	—	—	—	—	—
764	Reupholstery and furniture repair	2	(D)	(D)	(D)	AA
769	Miscellaneous repair and related services	13	(D)	(D)	(D)	BB
78, 79, 84	Amusement and recreation services, including motion pictures and museums	45	(D)	(D)	(D)	FF
781, 2	Motion picture production, distribution, and services	3	(D)	(D)	(D)	AA
783	Motion picture theaters	4	(D)	(D)	(D)	BB
784	Video tape rental	8	(D)	(D)	(D)	BB
792	Theatrical producers (except motion picture), bands, orchestras, and entertainers	1	(D)	(D)	(D)	AA
793	Bowling centers	2	(D)	(D)	(D)	AA
79 ex. 792, 3, 84	Commercial sports and other amusement and recreation services, including museums	27	(D)	(D)	(D)	FF
80	Health services	148	67 729	34 538	6 760	1 167
801	Offices and clinics of doctors of medicine	57	32 725	19 131	3 355	347
802	Offices and clinics of dentists	33	9 096	3 803	826	165
803	Offices and clinics of doctors of osteopathy	26	8 835	4 808	1 019	130
804	Offices and clinics of other health practitioners	21	4 833	959	225	77
805	Nursing and personal care facilities	7	10 663	5 142	1 175	406
806	Hospitals	—	—	—	—	—
807, 8, 9	Other health services	4	1 577	695	160	42
81	Legal services	38	19 830	11 804	1 617	174
823, 4, 9	Selected educational services	3	(D)	(D)	(D)	BB

Table 6. Summary Statistics for Firms Subject to Federal Income Tax for Counties With 350 Establishments or More: 1992 — Con.

[Includes only establishments with payroll. For meaning of abbreviations and symbols, see introductory text. For explanation of terms and comparability of 1987 and 1992 censuses, see appendix A. For information on geographic areas followed by ▲, see appendix F]

SIC code	Geographic area and kind of business or operation	Establishments (number)	Receipts (\$1,000)	Annual payroll (\$1,000)	First-quarter payroll (\$1,000)	Paid employees for pay period including March 12 (number)
ERIE COUNTY — Con.						
83	Social services	17	4 130	1 851	397	181
835	Child day care services	10	978	515	113	75
832, 3, 6, 9	Other social services	7	3 152	1 336	284	106
87 ex. 8733	Engineering, accounting, research, management, and related services (except noncommercial research organizations)	41	14 267	5 186	1 209	209
871	Engineering, architectural, and surveying services	8	5 714	2 506	538	66
872	Accounting, auditing, and bookkeeping services	20	(D)	(D)	(D)	BB
873 ex. 8733	Research, development, and testing services (except noncommercial research organizations)	1	(D)	(D)	(D)	AA
874	Management and public relations services	12	4 763	1 093	251	43
89	Services, n.e.c.	1	(D)	(D)	(D)	AA
FAIRFIELD COUNTY						
	Total	562	187 303	73 640	15 792	4 165
70 ex. 704	Hotels, rooming houses, camps, and other lodging places (except membership lodging)	3	(D)	(D)	(D)	BB
7011	Hotels and motels	2	(D)	(D)	(D)	BB
7011 pt.	Hotels	1	(D)	(D)	(D)	BB
7011 pt.	Motels, motor hotels, and tourist courts	1	(D)	(D)	(D)	AA
702, 3	Other lodging places	1	(D)	(D)	(D)	AA
72	Personal services	69	14 618	5 004	1 132	451
721	Laundry, cleaning, and garment services	18	5 821	1 937	454	157
7211	Power laundries, family and commercial*	—	—	—	—	—
7213	Linen supply*	—	—	—	—	—
7215	Coin-operated laundries and drycleaning	2	(D)	(D)	(D)	AA
7216	Drycleaning plants, except rug cleaning*	7	1 989	757	185	74
7217	Carpet and upholstery cleaning	6	569	139	23	9
7218	Industrial laundriers*	1	(D)	(D)	(D)	BB
7212, 9	Other laundry, cleaning, and garment services*	2	(D)	(D)	(D)	AA
722	Photographic studios, portrait	4	759	157	36	17
723, 4	Beauty and barber shops	30	3 186	1 366	312	153
723	Beauty shops	30	3 186	1 366	312	153
724	Barber shops	—	—	—	—	—
725	Shoe repair shops and shoeshine parlors	—	—	—	—	—
726	Funeral service and crematories	7	3 125	919	201	47
729	Miscellaneous personal services	10	1 727	625	129	77
73	Business services	55	21 017	8 111	1 414	594
731	Advertising	3	(D)	(D)	(D)	BB
732	Consumer credit reporting agencies, mercantile reporting agencies, and adjustment and collection agencies	2	(D)	(D)	(D)	AA
733	Mailing, reproduction, commercial art and photography, and stenographic services	1	(D)	(D)	(D)	AA
734	Services to dwellings and other buildings	16	2 912	1 219	241	170
735	Miscellaneous equipment rental and leasing	6	4 422	1 107	181	59
736	Personnel supply services	4	440	77	40	10
737	Computer programming, data processing, and other computer related services	7	5 309	2 954	414	43
7371, 2, 3	Computer programming, prepackaged software, and integrated systems	5	(D)	(D)	(D)	BB
7374, 5, 6	Data processing services	—	—	—	—	—
7377, 8, 9	Computer rental and leasing, maintenance, and related services, n.e.c.	2	(D)	(D)	(D)	AA
738	Miscellaneous business services	16	(D)	(D)	(D)	EE
75	Automotive repair, services, and parking	57	13 847	3 685	812	221
751	Automotive rental and leasing, without drivers	2	(D)	(D)	(D)	AA
752	Automobile parking	—	—	—	—	—
753	Automotive repair shops	41	11 059	3 096	713	156
7532	Top, body, and upholstery repair shops and paint shops	11	3 781	1 164	269	53
7538	General automotive repair shops	21	5 177	1 392	326	73
7533, 4, 6, 7, 9	Other automotive repair shops	9	2 101	540	118	30
754	Automotive services, except repair	14	(D)	(D)	(D)	BB
76	Miscellaneous repair services	18	(D)	(D)	(D)	BB
762	Electrical repair shops	3	443	128	22	10
7622	Radio and television repair shops	2	(D)	(D)	(D)	AA
7623, 9	Other electrical and electronic repair shops	1	(D)	(D)	(D)	AA
763	Watch, clock, and jewelry repair	—	—	—	—	—
764	Reupholstery and furniture repair	1	(D)	(D)	(D)	AA
769	Miscellaneous repair and related services	14	(D)	(D)	(D)	BB

Table 6. Summary Statistics for Firms Subject to Federal Income Tax for Counties With 350 Establishments or More: 1992 — Con.

[Includes only establishments with payroll. For meaning of abbreviations and symbols, see introductory text. For explanation of terms and comparability of 1987 and 1992 censuses, see appendix A. For information on geographic areas followed by ▲, see appendix F]

SIC code	Geographic area and kind of business or operation	Establishments (number)	Receipts (\$1,000)	Annual payroll (\$1,000)	First-quarter payroll (\$1,000)	Paid employees for pay period including March 12 (number)
FAIRFIELD COUNTY — Con.						
78, 79, 84	Amusement and recreation services, including motion pictures and museums	41	13 987	2 548	449	284
781, 2	Motion picture production, distribution, and services	1	(D)	(D)	(D)	AA
783	Motion picture theaters	2	(D)	(D)	(D)	BB
784	Video tape rental	7	(D)	(D)	(D)	BB
792	Theatrical producers (except motion picture), bands, orchestras, and entertainers	3	(D)	(D)	(D)	BB
793	Bowling centers	4	1 479	468	125	68
79 ex. 792, 3; 84	Commercial sports and other amusement and recreation services, including museums	24	8 851	1 632	205	119
80	Health services	203	91 458	40 836	8 758	1 895
801	Offices and clinics of doctors of medicine	100	41 914	20 916	4 146	542
802	Offices and clinics of dentists	35	8 972	3 205	631	178
803	Offices and clinics of doctors of osteopathy	8	2 521	1 312	319	36
804	Offices and clinics of other health practitioners	39	9 628	3 115	670	176
805	Nursing and personal care facilities	12	25 873	11 030	2 760	885
806	Hospitals	—	—	—	—	—
807, 8, 9	Other health services	9	2 550	1 258	232	78
81	Legal services	37	7 425	3 064	737	134
823, 4, 9	Selected educational services	2	(D)	(D)	(D)	AA
83	Social services	24	4 407	1 666	367	169
835	Child day care services	11	1 952	772	160	91
832, 3, 6, 9	Other social services	13	2 455	894	207	78
87 ex. 8733	Engineering, accounting, research, management, and related services (except noncommercial research organizations)	51	14 640	6 990	1 764	269
871	Engineering, architectural, and surveying services	15	2 219	857	189	33
872	Accounting, auditing, and bookkeeping services	19	6 575	3 066	819	151
873 ex. 8733	Research, development, and testing services (except noncommercial research organizations)	—	—	—	—	—
874	Management and public relations services	17	5 846	3 067	756	85
89	Services, n.e.c.	2	(D)	(D)	(D)	AA
FRANKLIN COUNTY						
	Total	7 775	6 211 984	2 370 130	531 218	110 914
70 ex. 704	Hotels, rooming houses, camps, and other lodging places (except membership lodging)	116	209 965	56 595	13 266	4 869
7011	Hotels and motels	109	205 937	55 910	13 141	4 835
7011 pt.	Hotels	45	159 915	44 894	10 859	3 749
7011 pt.	Hotels, 25 guestrooms or more	43	(D)	(D)	(D)	HH
7011 pt.	Hotels, less than 25 guestrooms	2	(D)	(D)	(D)	AA
7011 pt.	Motels, motor hotels, and tourist courts	64	46 022	11 016	2 282	1 086
7011 pt.	Motels, tourist courts	46	(D)	(D)	(D)	FF
7011 pt.	Motor hotels	18	(D)	(D)	(D)	EE
702, 3	Other lodging places	7	4 028	685	125	34
702	Rooming and boarding houses	4	(D)	(D)	(D)	BB
703	Camps and recreational vehicle parks	3	(D)	(D)	(D)	AA
72	Personal services	888	244 527	80 832	19 038	6 466
721	Laundry, cleaning, and garment services	227	101 292	30 877	7 114	2 305
7211	Power laundries, family and commercial*	4	(D)	(D)	(D)	BB
7213	Linen supply*	3	(D)	(D)	(D)	AA
7215	Coin-operated laundries and drycleaning	52	13 383	2 529	526	270
7216	Drycleaning plants, except rug cleaning*	116	34 903	15 548	3 569	1 222
7217	Carpet and upholstery cleaning	35	10 549	3 829	735	249
7218	Industrial laundries*	7	(D)	(D)	(D)	EE
7212, 9	Other laundry, cleaning, and garment services*	10	(D)	(D)	(D)	BB
7212	Garment pressing, and agents for laundries and drycleaners	3	(D)	(D)	(D)	BB
7219	Laundry and garment services, n.e.c.*	7	(D)	(D)	(D)	BB
722	Photographic studios, portrait	51	12 170	3 104	707	286
723, 4	Beauty and barber shops	394	62 749	28 774	6 840	2 246
723	Beauty shops	374	(D)	(D)	(D)	GG
724	Barber shops	20	(D)	(D)	(D)	BB
725	Shoe repair shops and shoeshine parlors	15	(D)	(D)	(D)	BB
726	Funeral service and crematories	47	28 681	7 521	1 612	264
729	Miscellaneous personal services	154	(D)	(D)	(D)	GG
7291	Tax return preparation services	24	5 603	2 977	1 054	721
7299	Miscellaneous personal services, n.e.c.	130	(D)	(D)	(D)	FF

Table 6. Summary Statistics for Firms Subject to Federal Income Tax for Counties With 350 Establishments or More: 1992 — Con.

[Includes only establishments with payroll. For meaning of abbreviations and symbols, see introductory text. For explanation of terms and comparability of 1987 and 1992 censuses, see appendix A. For information on geographic areas followed by ▲, see appendix F]

SIC code	Geographic area and kind of business or operation	Establishments (number)	Receipts (\$1,000)	Annual payroll (\$1,000)	First-quarter payroll (\$1,000)	Paid employees for pay period including March 12 (number)
FRANKLIN COUNTY — Con.						
73	Business services -----	1 513	1 675 046	618 115	142 084	42 619
731	Advertising -----	97	115 132	35 413	7 760	1 107
7311	Advertising agencies -----	72	61 968	26 418	5 569	628
7312	Outdoor advertising services -----	7	(D)	(D)	(D)	BB
7313	Radio, television, publishers' advertising representatives -----	4	(D)	(D)	(D)	BB
7319	Advertising, n.e.c. -----	14	30 273	5 704	1 428	308
732	Consumer credit reporting agencies, mercantile reporting agencies, and adjustment and collection agencies -----	55	105 289	30 316	6 788	1 495
7322	Adjustment and collection services -----	45	(D)	(D)	(D)	GG
7323	Credit reporting services -----	10	(D)	(D)	(D)	CC
733	Mailing, reproduction, commercial art and photography, and stenographic services -----	178	104 424	33 555	7 189	1 479
7331	Direct mail advertising services -----	21	(D)	(D)	(D)	FF
7334	Photocopying and duplicating services -----	34	(D)	(D)	(D)	EE
7335, 6	Commercial photography, art, and graphics -----	89	(D)	(D)	(D)	EE
7335	Commercial photography -----	18	7 736	2 906	593	106
7336	Commercial art and graphic design -----	71	(D)	(D)	(D)	EE
7338	Secretarial and court reporting services -----	34	(D)	(D)	(D)	CC
734	Services to dwellings and other buildings -----	246	81 247	39 512	9 205	4 338
7342	Disinfecting and pest control services -----	22	14 311	5 821	1 312	263
7349	Building cleaning and maintenance services, n.e.c. -----	224	66 936	33 691	7 893	4 075
735	Miscellaneous equipment rental and leasing -----	97	98 276	19 979	4 639	864
7352	Medical equipment rental and leasing -----	16	(D)	(D)	(D)	CC
7353	Heavy construction equipment rental and leasing -----	8	(D)	(D)	(D)	BB
7359	Equipment rental and leasing, n.e.c. -----	73	63 538	13 757	3 208	626
736	Personnel supply services -----	189	218 821	144 115	30 221	19 446
7361	Employment agencies -----	71	18 660	8 609	1 905	341
7363	Help supply services -----	118	200 161	135 506	28 316	19 105
7363 pt.	Temporary help supply -----	103	173 200	113 643	23 349	17 932
7363 pt.	Help supply, except temporary -----	15	26 961	21 863	4 967	1 173
737	Computer programming, data processing, and other computer related services -----	320	692 765	216 927	51 958	6 247
7371, 2, 3	Computer programming, prepackaged software, and integrated systems -----	172	235 485	90 107	22 204	2 356
7371	Computer programming services -----	103	94 177	49 471	12 469	1 175
7372	Prepackaged software -----	38	(D)	(D)	(D)	FF
7373	Computer integrated systems -----	31	(D)	(D)	(D)	FF
7374, 5, 6	Data processing services -----	76	406 000	113 757	26 724	3 488
7374, 5	Computer processing, information retrieval -----	71	404 281	112 807	26 461	3 458
7376	Computer facilities management services -----	5	1 719	950	263	30
7377, 8, 9	Computer rental and leasing, maintenance, and related services, n.e.c. -----	72	51 280	13 063	3 030	403
7377	Computer rental and leasing -----	6	(D)	(D)	(D)	AA
7378	Computer maintenance and repair -----	32	31 416	7 409	1 833	256
7379	Computer related services, n.e.c. -----	34	(D)	(D)	(D)	CC
738	Miscellaneous business services -----	331	259 092	98 298	24 324	7 643
7381, 2	Detective agencies and protective services -----	76	87 455	43 820	10 919	3 470
7381	Detective, guard, and armored car services -----	56	(D)	(D)	(D)	HH
7382	Security systems services -----	20	(D)	(D)	(D)	EE
7383	News syndicates -----	4	(D)	(D)	(D)	BB
7384	Photofinishing laboratories* -----	28	(D)	(D)	(D)	CC
7389	Business services, n.e.c. -----	223	(D)	(D)	(D)	HH
7389 pt.	Sign painting shops -----	12	(D)	(D)	(D)	BB
7389 pt.	Interior designing -----	26	(D)	(D)	(D)	BB
7389 pt.	Telephone answering services -----	10	(D)	(D)	(D)	EE
7389 pt.	Other business services -----	175	(D)	(D)	(D)	HH
75	Automotive repair, services, and parking -----	668	358 537	76 457	17 714	4 505
751	Automotive rental and leasing, without drivers -----	54	138 680	17 375	3 864	923
7513	Truck rental and leasing, without drivers -----	27	(D)	(D)	(D)	EE
7514, 5	Passenger car rental and leasing -----	26	57 991	8 111	1 726	518
7514	Passenger car rental -----	22	(D)	(D)	(D)	FF
7515	Passenger car leasing -----	4	(D)	(D)	(D)	AA
7519	Utility trailer and recreational vehicle rental -----	1	(D)	(D)	(D)	AA
752	Automobile parking -----	119	(D)	(D)	(D)	EE
753	Automotive repair shops -----	387	156 448	45 565	10 739	2 156
7532	Top, body, and upholstery repair shops and paint shops -----	90	36 968	11 931	2 701	541
7532 pt.	Top and body repair shops -----	80	35 443	11 425	2 635	519
7532 pt.	Paint shops -----	10	1 525	506	66	22
7538	General automotive repair shops -----	184	68 836	20 567	4 985	1 017
7538 pt.	General automotive repair shops, except diesel -----	164	61 390	18 729	4 556	922
7538 pt.	Diesel repair shops -----	20	7 446	1 838	429	95
7533, 4, 6, 7, 9	Other automotive repair shops -----	113	50 644	13 067	3 053	598
7533	Automotive exhaust system repair shops -----	32	14 395	3 444	740	161
7534	Tire retreading and repair shops -----	8	(D)	(D)	(D)	BB
7536	Automotive glass replacement shops -----	19	(D)	(D)	(D)	CC
7537	Automotive transmission repair shops -----	18	6 816	2 402	600	100
7539	Automotive repair shops, n.e.c. -----	36	(D)	(D)	(D)	CC
7539 pt.	Radiator repair -----	11	(D)	(D)	(D)	BB
7539 pt.	Brake, front end, and wheel alignment -----	12	3 841	1 360	303	57
7539 pt.	Automotive electrical and fuel system services -----	10	(D)	(D)	(D)	BB
7539 pt.	Other automotive repair shops, n.e.c. -----	3	(D)	(D)	(D)	AA
754	Automotive services, except repair -----	108	(D)	(D)	(D)	GG
7542	Carwashes -----	52	(D)	(D)	(D)	FF
7549	Automotive services, except repair and carwashes -----	56	22 191	5 821	1 358	420

Table 6. Summary Statistics for Firms Subject to Federal Income Tax for Counties With 350 Establishments or More: 1992 — Con.

[Includes only establishments with payroll. For meaning of abbreviations and symbols, see introductory text. For explanation of terms and comparability of 1987 and 1992 censuses, see appendix A. For information on geographic areas followed by ▲, see appendix F]

SIC code	Geographic area and kind of business or operation	Establishments (number)	Receipts (\$1,000)	Annual payroll (\$1,000)	First-quarter payroll (\$1,000)	Paid employees for pay period including March 12 (number)
FRANKLIN COUNTY — Con.						
76	Miscellaneous repair services	242	175 036	56 638	13 336	2 447
762	Electrical repair shops	67	62 666	18 900	4 425	909
7622	Radio and television repair shops	14	6 419	2 359	574	120
7623, 9	Other electrical and electronic repair shops	53	56 247	16 541	3 851	789
7623	Refrigeration and air-conditioning service and repair shops	15	18 708	6 621	1 498	259
7629	Electrical and electronic repair shops, n.e.c.	38	37 539	9 920	2 353	530
763	Watch, clock, and jewelry repair	10	1 629	561	122	36
764	Reupholstery and furniture repair	18	(D)	(D)	(D)	BB
769	Miscellaneous repair and related services	147	(D)	(D)	(D)	GG
7692	Welding repair	8	1 435	556	126	24
7694	Armature rewinding shops	13	(D)	(D)	(D)	EE
7699	Repair shops and related services, n.e.c.	126	61 806	20 774	4 939	916
78, 79, 84	Amusement and recreation services, including motion pictures and museums	365	244 673	58 228	12 067	4 552
781, 2	Motion picture production, distribution, and services	19	26 539	8 149	1 825	196
783	Motion picture theaters	23	31 112	3 700	897	507
7832	Motion picture theaters, except drive-in	22	(D)	(D)	(D)	FF
7833	Drive-in motion picture theaters	1	(D)	(D)	(D)	AA
784	Video tape rental	76	25 157	4 372	1 032	510
792	Theatrical producers (except motion picture), bands, orchestras, and entertainers	19	7 679	1 671	343	95
7922	Theatrical producers (except motion picture) and miscellaneous theatrical services	8	4 187	861	180	58
7929	Bands, orchestras, actors, and other entertainers and entertainment groups	11	3 492	810	163	37
793	Bowling centers	22	13 873	3 998	1 054	474
79 ex. 792, 3, 84	Commercial sports and other amusement and recreation services, including museums	206	140 313	36 338	6 916	2 770
794	Commercial sports	23	47 743	11 660	2 103	508
7941	Professional sports clubs, managers, promoters	11	(D)	(D)	(D)	CC
7948	Racing, including track operation	12	(D)	(D)	(D)	EE
79 ex. 792, 3, 4, 84	Other amusement and recreation services, including museums	183	92 570	24 678	4 813	2 262
791	Dance studios, schools, and halls	22	3 381	1 259	281	139
7991	Physical fitness facilities	35	20 367	5 089	1 276	773
7992	Public golf courses	15	8 109	1 682	259	110
7993	Coin-operated amusement devices	15	(D)	(D)	(D)	CC
7996	Amusement parks	—	—	—	—	—
7997	Membership sports and recreation clubs	34	31 504	9 858	1 625	588
7999, 84	Amusement and recreation services, including museums, n.e.c.	62	(D)	(D)	(D)	EE
7999 pt.	Concession operators of amusement devices and rides	1	(D)	(D)	(D)	AA
7999 pt.	Carnivals, circuses, and fairs	1	(D)	(D)	(D)	AA
7999 pt., 84	Other recreation and amusements, including museums	60	(D)	(D)	(D)	EE
80	Health services	1 920	1 488 883	686 551	144 437	21 805
801	Offices and clinics of doctors of medicine	781	649 646	361 612	69 628	5 856
8011 pt.	Offices of doctors of medicine	761	(D)	(D)	(D)	II
8011 pt.	General medical clinics	20	(D)	(D)	(D)	EE
802	Offices and clinics of dentists	492	158 426	59 642	13 386	2 554
803	Offices and clinics of doctors of osteopathy	109	77 919	45 232	9 924	1 077
804	Offices and clinics of other health practitioners	332	93 102	33 945	7 510	1 457
8041	Offices and clinics of chiropractors	79	21 170	6 023	1 349	271
8042	Offices and clinics of optometrists	81	19 827	5 278	1 322	296
8043	Offices and clinics of podiatrists	50	14 984	6 021	1 193	193
8049	Offices and clinics of health practitioners, n.e.c.	122	37 121	16 623	3 646	697
805	Nursing and personal care facilities	52	152 993	68 877	16 515	4 662
8051	Skilled nursing care facilities	32	138 903	62 540	14 987	4 231
8052	Intermediate care facilities	16	(D)	(D)	(D)	EE
8059	Nursing and personal care facilities, n.e.c.	4	(D)	(D)	(D)	BB
806	Hospitals	2	(D)	(D)	(D)	GG
8062	General medical and surgical hospitals	2	(D)	(D)	(D)	GG
8063, 9	Specialty hospitals	—	—	—	—	—
807, 8, 9	Other health services	152	(D)	(D)	(D)	HH
807	Medical and dental laboratories	72	182 795	52 918	11 818	2 685
8071	Medical laboratories	36	173 339	48 338	10 679	2 452
8072	Dental laboratories	36	9 456	4 580	1 139	233
808	Home health care services	40	(D)	(D)	(D)	GG
809	Miscellaneous health and allied services, n.e.c.	40	(D)	(D)	(D)	EE
8092	Kidney dialysis centers	3	(D)	(D)	(D)	BB
8093	Specialty outpatient facilities, n.e.c.	24	(D)	(D)	(D)	EE
8099	Health and allied services, n.e.c.	13	(D)	(D)	(D)	BB
81	Legal services	649	506 973	172 718	38 824	4 844
823, 4, 9	Selected educational services	74	23 149	8 237	2 224	740
823	Libraries	1	(D)	(D)	(D)	AA
824	Vocational schools	24	(D)	(D)	(D)	EE
829	Schools and educational services, n.e.c.	49	10 864	3 637	1 048	366
83	Social services	184	51 865	22 684	5 336	2 315
835	Child day care services	120	33 788	15 761	3 636	1 877
832, 3, 6, 9	Other social services	64	18 077	6 923	1 700	438

Table 6. Summary Statistics for Firms Subject to Federal Income Tax for Counties With 350 Establishments or More: 1992 — Con.

[Includes only establishments with payroll. For meaning of abbreviations and symbols, see introductory text. For explanation of terms and comparability of 1987 and 1992 censuses, see appendix A. For information on geographic areas followed by ▲, see appendix F]

SIC code	Geographic area and kind of business or operation	Establishments (number)	Receipts (\$1,000)	Annual payroll (\$1,000)	First-quarter payroll (\$1,000)	Paid employees for pay period including March 12 (number)
FRANKLIN COUNTY — Con.						
87 ex. 8733	Engineering, accounting, research, management, and related services (except noncommercial research organizations) -----	1 103	1 200 963	521 822	120 403	15 403
871	Engineering, architectural, and surveying services -----	348	397 090	179 045	39 687	4 760
8711	Engineering services -----	213	290 482	131 923	29 175	3 373
8712	Architectural services -----	117	97 534	42 684	9 633	1 230
8713	Surveying services -----	18	9 074	4 438	879	157
872	Accounting, auditing, and bookkeeping services -----	310	(D)	(D)	(D)	HH
873 ex. 8733	Research, development, and testing services (except noncommercial research organizations) -----	66	(D)	(D)	(D)	HH
8731	Commercial physical and biological research -----	18	(D)	(D)	(D)	HH
8732	Commercial economic, sociological, and educational research -----	25	(D)	(D)	(D)	EE
8734	Testing laboratories -----	23	(D)	(D)	(D)	CC
874	Management and public relations services -----	379	(D)	(D)	(D)	HH
8741	Management services -----	107	143 255	58 108	14 787	2 273
8742	Management consulting services -----	169	91 606	39 369	8 246	988
8743	Public relations services -----	44	(D)	(D)	(D)	CC
8744	Facilities support management services -----	—	—	—	—	—
8748	Business consulting services, n.e.c. -----	59	(D)	(D)	(D)	FF
89	Services, n.e.c. -----	53	32 367	11 253	2 489	349
GEAUGA COUNTY						
	Total -----	513	139 861	54 480	11 679	2 671
70 ex. 704	Hotels, rooming houses, camps, and other lodging places (except membership lodging) -----	6	(D)	(D)	(D)	BB
7011	Hotels and motels -----	3	(D)	(D)	(D)	BB
7011 pt.	Hotels -----	1	(D)	(D)	(D)	BB
7011 pt.	Motels, motor hotels, and tourist courts -----	2	(D)	(D)	(D)	AA
702, 3	Other lodging places -----	3	(D)	(D)	(D)	BB
72	Personal services -----	58	7 259	2 438	554	233
721	Laundry, cleaning, and garment services -----	14	1 999	671	143	72
7211	Power laundries, family and commercial* -----	—	—	—	—	—
7213	Linen supply* -----	—	—	—	—	—
7215	Coin-operated laundries and drycleaning -----	1	(D)	(D)	(D)	AA
7216	Drycleaning plants, except rug cleaning* -----	7	1 310	367	80	53
7217	Carpet and upholstery cleaning -----	4	347	183	35	9
7218	Industrial launderers* -----	—	—	—	—	—
7212, 9	Other laundry, cleaning, and garment services* -----	2	(D)	(D)	(D)	AA
722	Photographic studios, portrait -----	2	(D)	(D)	(D)	AA
723, 4	Beauty and barber shops -----	33	3 276	1 397	326	124
723	Beauty shops -----	31	(D)	(D)	(D)	CC
724	Barber shops -----	2	(D)	(D)	(D)	AA
725	Shoe repair shops and shoeshine parlors -----	—	—	—	—	—
726	Funeral service and crematories -----	4	1 079	208	58	13
729	Miscellaneous personal services -----	5	(D)	(D)	(D)	AA
73	Business services -----	82	23 319	7 858	1 721	320
731	Advertising -----	6	(D)	(D)	(D)	BB
732	Consumer credit reporting agencies, mercantile reporting agencies, and adjustment and collection agencies -----	1	(D)	(D)	(D)	AA
733	Mailing, reproduction, commercial art and photography, and stenographic services -----	6	(D)	(D)	(D)	AA
734	Services to dwellings and other buildings -----	9	1 364	683	133	44
735	Miscellaneous equipment rental and leasing -----	8	2 619	537	98	24
736	Personnel supply services -----	5	854	672	139	70
737	Computer programming, data processing, and other computer related services -----	26	10 519	2 960	797	81
7371, 2, 3	Computer programming, prepackaged software, and integrated systems -----	19	8 512	2 712	742	61
7374, 5, 6	Data processing services -----	3	(D)	(D)	(D)	AA
7377, 8, 9	Computer rental and leasing, maintenance, and related services, n.e.c. -----	4	(D)	(D)	(D)	AA
738	Miscellaneous business services -----	21	(D)	(D)	(D)	BB
75	Automotive repair, services, and parking -----	48	13 930	4 019	946	179
751	Automotive rental and leasing, without drivers -----	3	(D)	(D)	(D)	AA
752	Automobile parking -----	—	—	—	—	—
753	Automotive repair shops -----	39	11 428	3 530	844	149
7532	Top, body, and upholstery repair shops and paint shops -----	16	(D)	(D)	(D)	BB
7538	General automotive repair shops -----	21	6 603	2 152	539	82
7533, 4, 6, 7, 9	Other automotive repair shops -----	2	(D)	(D)	(D)	AA
754	Automotive services, except repair -----	6	(D)	(D)	(D)	BB
76	Miscellaneous repair services -----	29	7 960	3 085	643	122
762	Electrical repair shops -----	8	2 335	1 465	288	47
7622	Radio and television repair shops -----	3	(D)	(D)	(D)	BB
7623, 9	Other electrical and electronic repair shops -----	5	(D)	(D)	(D)	BB
763	Watch, clock, and jewelry repair -----	—	—	—	—	—
764	Reupholstery and furniture repair -----	4	439	152	35	10
769	Miscellaneous repair and related services -----	17	5 186	1 468	320	65

Table 6. Summary Statistics for Firms Subject to Federal Income Tax for Counties With 350 Establishments or More: 1992 — Con.

[Includes only establishments with payroll. For meaning of abbreviations and symbols, see introductory text. For explanation of terms and comparability of 1987 and 1992 censuses, see appendix A. For information on geographic areas followed by ▲, see appendix F]

SIC code	Geographic area and kind of business or operation	Establishments (number)	Receipts (\$1,000)	Annual payroll (\$1,000)	First-quarter payroll (\$1,000)	Paid employees for pay period including March 12 (number)
GEAUGA COUNTY—Con.						
78, 79, 84	Amusement and recreation services, including motion pictures and museums	42	15 044	3 921	821	414
781, 2	Motion picture production, distribution, and services	—	—	—	—	—
783	Motion picture theaters	3	(D)	(D)	(D)	BB
784	Video tape rental	10	(D)	(D)	(D)	BB
792	Theatrical producers (except motion picture), bands, orchestras, and entertainers	1	(D)	(D)	(D)	AA
793	Bowling centers	1	(D)	(D)	(D)	AA
79 ex. 792, 3; 84	Commercial sports and other amusement and recreation services, including museums	27	12 245	3 473	715	333
80	Health services	113	42 762	21 313	4 310	843
801	Offices and clinics of doctors of medicine	43	19 794	10 743	1 895	213
802	Offices and clinics of dentists	30	6 407	2 557	537	121
803	Offices and clinics of doctors of osteopathy	9	3 082	1 722	406	42
804	Offices and clinics of other health practitioners	18	2 865	1 042	234	59
805	Nursing and personal care facilities	5	9 687	4 828	1 134	353
806	Hospitals	—	—	—	—	—
807, 8, 9	Other health services	8	927	421	104	55
81	Legal services	25	7 063	3 475	757	94
823, 4, 9	Selected educational services	4	(D)	(D)	(D)	AA
83	Social services	16	3 096	1 471	305	131
835	Child day care services	9	1 614	800	152	86
832, 3, 6, 9	Other social services	7	1 482	671	153	45
87 ex. 8733	Engineering, accounting, research, management, and related services (except noncommercial research organizations)	85	15 193	5 901	1 416	237
871	Engineering, architectural, and surveying services	28	7 442	2 710	758	125
872	Accounting, auditing, and bookkeeping services	29	4 426	2 022	432	81
873 ex. 8733	Research, development, and testing services (except noncommercial research organizations)	—	—	—	—	—
874	Management and public relations services	28	3 325	1 169	226	31
89	Services, n.e.c.	5	(D)	(D)	(D)	AA
GREENE COUNTY						
	Total	791	602 940	243 628	58 917	8 943
70 ex. 704	Hotels, rooming houses, camps, and other lodging places (except membership lodging)	18	(D)	(D)	(D)	EE
7011	Hotels and motels	15	13 569	3 260	801	384
7011 pt.	Hotels	5	9 290	2 421	590	280
7011 pt.	Motels, motor hotels, and tourist courts	10	4 279	839	211	104
702, 3	Other lodging places	3	(D)	(D)	(D)	AA
72	Personal services	130	21 167	6 627	1 455	598
721	Laundry, cleaning, and garment services	36	7 131	2 080	382	189
7211	Power laundries, family and commercial*	—	—	—	—	—
7213	Linen supply*	1	(D)	(D)	(D)	AA
7215	Coin-operated laundries and drycleaning	7	(D)	(D)	(D)	BB
7216	Drycleaning plants, except rug cleaning*	11	1 998	565	119	56
7217	Carpet and upholstery cleaning	5	1 667	690	144	57
7218	Industrial launderers*	1	(D)	(D)	(D)	AA
7212, 9	Other laundry, cleaning, and garment services*	11	(D)	(D)	(D)	BB
722	Photographic studios, portrait	12	2 278	574	123	45
723, 4	Beauty and barber shops	53	5 526	2 268	538	225
723	Beauty shops	52	(D)	(D)	(D)	CC
724	Barber shops	1	(D)	(D)	(D)	AA
725	Shoe repair shops and shoeshine parlors	3	(D)	(D)	(D)	AA
726	Funeral service and crematories	10	4 869	1 358	321	52
729	Miscellaneous personal services	16	(D)	(D)	(D)	BB
73	Business services	131	246 795	112 159	27 444	3 117
731	Advertising	7	(D)	(D)	(D)	BB
732	Consumer credit reporting agencies, mercantile reporting agencies, and adjustment and collection agencies	2	(D)	(D)	(D)	AA
733	Mailing, reproduction, commercial art and photography, and stenographic services	9	5 954	2 145	490	110
734	Services to dwellings and other buildings	15	2 610	1 494	379	181
735	Miscellaneous equipment rental and leasing	9	2 915	636	144	30
736	Personnel supply services	4	2 817	1 869	352	145
737	Computer programming, data processing, and other computer related services	66	226 134	103 616	25 542	2 501
7371, 2, 3	Computer programming, prepackaged software, and integrated systems	41	121 979	57 380	14 074	1 406
7374, 5, 6	Data processing services	7	64 140	28 375	7 119	663
7377, 8, 9	Computer rental and leasing, maintenance, and related services, n.e.c.	18	40 015	17 861	4 349	432
738	Miscellaneous business services	19	(D)	(D)	(D)	CC

Table 6. Summary Statistics for Firms Subject to Federal Income Tax for Counties With 350 Establishments or More: 1992 — Con.

[Includes only establishments with payroll. For meaning of abbreviations and symbols, see introductory text. For explanation of terms and comparability of 1987 and 1992 censuses, see appendix A. For information on geographic areas followed by ▲, see appendix F]

SIC code	Geographic area and kind of business or operation	Establishments (number)	Receipts (\$1,000)	Annual payroll (\$1,000)	First-quarter payroll (\$1,000)	Paid employees for pay period including March 12 (number)
GREENE COUNTY—Con.						
75	Automotive repair, services, and parking -----	75	26 696	8 513	2 065	462
751	Automotive rental and leasing, without drivers -----	2	(D)	(D)	(D)	AA
752	Automobile parking -----	—	—	—	—	—
753	Automotive repair shops -----	61	23 772	7 613	1 855	375
7532	Top, body, and upholstery repair shops and paint shops -----	20	6 745	1 299	305	83
7538	General automotive repair shops -----	32	14 414	5 526	1 367	255
7533, 4, 6, 7, 9	Other automotive repair shops -----	9	2 613	788	183	37
754	Automotive services, except repair -----	12	(D)	(D)	(D)	BB
76	Miscellaneous repair services -----	24	26 379	5 140	1 304	175
762	Electrical repair shops -----	11	(D)	(D)	(D)	CC
7622	Radio and television repair shops -----	6	(D)	(D)	(D)	AA
7623, 9	Other electrical and electronic repair shops -----	5	(D)	(D)	(D)	CC
763	Watch, clock, and jewelry repair -----	—	—	—	—	—
764	Reupholstery and furniture repair -----	2	(D)	(D)	(D)	AA
769	Miscellaneous repair and related services -----	11	(D)	(D)	(D)	AA
78, 79, 84	Amusement and recreation services, including motion pictures and museums -----	58	17 357	4 189	854	434
781, 2	Motion picture production, distribution, and services -----	1	(D)	(D)	(D)	AA
783	Motion picture theaters -----	5	(D)	(D)	(D)	BB
784	Video tape rental -----	12	3 471	614	150	84
792	Theatrical producers (except motion picture), bands, orchestras, and entertainers -----	2	(D)	(D)	(D)	AA
793	Bowling centers -----	6	(D)	(D)	(D)	BB
79 ex. 792, 3, 84	Commercial sports and other amusement and recreation services, including museums -----	32	9 364	2 531	425	209
80	Health services -----	169	95 599	39 821	9 411	1 864
801	Offices and clinics of doctors of medicine -----	46	31 548	14 716	3 585	366
802	Offices and clinics of dentists -----	52	17 881	6 550	1 472	334
803	Offices and clinics of doctors of osteopathy -----	12	4 006	1 407	279	56
804	Offices and clinics of other health practitioners -----	39	9 678	2 393	513	139
805	Nursing and personal care facilities -----	10	30 844	14 060	3 411	936
806	Hospitals -----	—	—	—	—	—
807, 8, 9	Other health services -----	10	1 642	695	151	33
81	Legal services -----	34	9 552	2 739	782	114
823, 4, 9	Selected educational services -----	4	(D)	(D)	(D)	AA
83	Social services -----	19	3 012	1 428	360	166
835	Child day care services -----	16	2 581	1 245	317	150
832, 3, 6, 9	Other social services -----	3	431	183	43	16
87 ex. 8733	Engineering, accounting, research, management, and related services (except noncommercial research organizations) -----	120	137 359	57 315	13 890	1 544
871	Engineering, architectural, and surveying services -----	45	56 127	22 543	5 695	635
872	Accounting, auditing, and bookkeeping services -----	19	(D)	(D)	(D)	BB
873 ex. 8733	Research, development, and testing services (except noncommercial research organizations) -----	20	(D)	(D)	(D)	FF
874	Management and public relations services -----	36	34 236	13 627	2 922	317
89	Services, n.e.c. -----	9	(D)	(D)	(D)	BB
HAMILTON COUNTY						
	Total -----	7 501	6 031 737	2 456 981	541 828	102 844
70 ex. 704	Hotels, rooming houses, camps, and other lodging places (except membership lodging) -----	103	262 734	82 829	19 884	6 560
7011	Hotels and motels -----	94	261 551	82 583	19 831	6 533
7011 pt.	Hotels -----	54	225 592	70 670	16 889	5 678
7011 pt.	Hotels, 25 guestrooms or more -----	51	(D)	(D)	(D)	II
7011 pt.	Hotels, less than 25 guestrooms -----	3	(D)	(D)	(D)	AA
7011 pt.	Motels, motor hotels, and tourist courts -----	40	35 959	11 913	2 942	855
7011 pt.	Motels, tourist courts -----	38	(D)	(D)	(D)	FF
7011 pt.	Motor hotels -----	2	(D)	(D)	(D)	BB
702, 3	Other lodging places -----	9	1 183	246	53	27
702	Rooming and boarding houses -----	4	(D)	(D)	(D)	BB
703	Camps and recreational vehicle parks -----	5	(D)	(D)	(D)	AA

Table 6. Summary Statistics for Firms Subject to Federal Income Tax for Counties With 350 Establishments or More: 1992 — Con.

[Includes only establishments with payroll. For meaning of abbreviations and symbols, see introductory text. For explanation of terms and comparability of 1987 and 1992 censuses, see appendix A. For information on geographic areas followed by ▲, see appendix F]

SIC code	Geographic area and kind of business or operation	Establishments (number)	Receipts (\$1,000)	Annual payroll (\$1,000)	First-quarter payroll (\$1,000)	Paid employees for pay period including March 12 (number)
HAMILTON COUNTY — Con.						
72	Personal services	867	241 877	80 694	19 516	6 531
721	Laundry, cleaning, and garment services	232	113 349	32 182	7 750	2 396
7211	Power laundries, family and commercial*	7	2 652	1 283	342	109
7213	Linen supply*	2	(D)	(D)	(D)	BB
7215	Coin-operated laundries and drycleaning	37	11 620	2 069	511	158
7216	Drycleaning plants, except rug cleaning*	111	31 344	13 472	3 265	1 206
7217	Carpet and upholstery cleaning	34	8 965	3 376	681	214
7218	Industrial launderers*	8	(D)	(D)	(D)	EE
7212, 9	Other laundry, cleaning, and garment services*	33	(D)	(D)	(D)	CC
7212	Garment pressing, and agents for laundries and drycleaners	18	2 900	829	196	98
7219	Laundry and garment services, n.e.c.*	15	(D)	(D)	(D)	BB
722	Photographic studios, portrait	64	17 423	4 523	963	312
723, 4	Beauty and barber shops	388	55 282	26 826	6 280	2 089
723	Beauty shops	352	51 600	25 287	5 918	2 004
724	Barber shops	36	3 682	1 539	362	85
725	Shoe repair shops and shoeshine parlors	17	(D)	(D)	(D)	BB
726	Funeral service and crematories	66	32 164	8 918	2 289	358
729	Miscellaneous personal services	100	(D)	(D)	(D)	GG
7291	Tax return preparation services	12	4 573	2 491	1 006	803
7299	Miscellaneous personal services, n.e.c.	88	(D)	(D)	(D)	FF
73	Business services	1 425	1 646 136	657 682	157 395	34 820
731	Advertising	97	102 106	38 605	8 664	1 276
7311	Advertising agencies	84	80 401	34 612	7 797	1 152
7312	Outdoor advertising services	3	(D)	(D)	(D)	BB
7313	Radio, television, publishers' advertising representatives	5	(D)	(D)	(D)	AA
7319	Advertising, n.e.c.	5	(D)	(D)	(D)	BB
732	Consumer credit reporting agencies, mercantile reporting agencies, and adjustment and collection agencies	26	51 794	13 175	3 107	546
7322	Adjustment and collection services	20	25 740	10 186	2 309	416
7323	Credit reporting services	6	26 054	2 989	798	130
733	Mailing, reproduction, commercial art and photography, and stenographic services	196	143 635	46 978	10 690	1 711
7331	Direct mail advertising services	16	45 182	10 924	2 412	485
7334	Photocopying and duplicating services	20	(D)	(D)	(D)	EE
7335, 6	Commercial photography, art, and graphics	128	68 438	25 628	5 793	759
7335	Commercial photography	29	9 089	3 323	730	125
7336	Commercial art and graphic design	99	59 349	22 305	5 063	634
7338	Secretarial and court reporting services	32	(D)	(D)	(D)	CC
734	Services to dwellings and other buildings	225	120 145	68 830	15 681	7 003
7342	Disinfecting and pest control services	20	15 682	6 099	1 318	290
7349	Building cleaning and maintenance services, n.e.c.	205	104 463	62 731	14 363	6 713
735	Miscellaneous equipment rental and leasing	101	93 967	23 658	5 432	1 093
7352	Medical equipment rental and leasing	13	(D)	(D)	(D)	CC
7353	Heavy construction equipment rental and leasing	10	(D)	(D)	(D)	BB
7359	Equipment rental and leasing, n.e.c.	78	(D)	(D)	(D)	FF
736	Personnel supply services	178	215 333	144 904	32 444	10 304
7361	Employment agencies	60	23 240	9 353	2 209	429
7363	Help supply services	118	192 093	135 551	30 235	9 875
7363 pt.	Temporary help supply	105	177 103	124 192	28 076	9 434
7363 pt.	Help supply, except temporary	13	14 990	11 359	2 159	441
737	Computer programming, data processing, and other computer related services	283	(D)	(D)	(D)	II
7371, 2, 3	Computer programming, prepackaged software, and integrated systems	171	(D)	(D)	(D)	HH
7371	Computer programming services	101	157 853	90 963	23 286	2 174
7372	Prepackaged software	36	(D)	(D)	(D)	FF
7373	Computer integrated systems	34	(D)	(D)	(D)	EE
7374, 5, 6	Data processing services	49	(D)	(D)	(D)	GG
7374, 5	Computer processing, information retrieval	43	(D)	(D)	(D)	GG
7376	Computer facilities management services	6	6 229	2 764	634	88
7377, 8, 9	Computer rental and leasing, maintenance, and related services, n.e.c.	63	(D)	(D)	(D)	FF
7377	Computer rental and leasing	4	(D)	(D)	(D)	AA
7378	Computer maintenance and repair	22	52 879	20 587	5 246	511
7379	Computer related services, n.e.c.	37	(D)	(D)	(D)	EE
738	Miscellaneous business services	319	(D)	(D)	(D)	II
7381, 2	Detective agencies and protective services	64	67 446	37 668	8 925	3 174
7381	Detective, guard, and armored car services	49	48 117	31 610	7 410	2 906
7382	Security systems services	15	19 329	6 058	1 515	268
7383	News syndicates	1	(D)	(D)	(D)	AA
7384	Photofinishing laboratories*	25	(D)	(D)	(D)	EE
7389	Business services, n.e.c.	229	(D)	(D)	(D)	HH
7389 pt.	Sign painting shops	10	(D)	(D)	(D)	BB
7389 pt.	Interior designing	39	13 768	2 769	782	155
7389 pt.	Telephone answering services	10	(D)	(D)	(D)	CC
7389 pt.	Other business services	170	(D)	(D)	(D)	HH

Table 6. Summary Statistics for Firms Subject to Federal Income Tax for Counties With 350 Establishments or More: 1992 — Con.

[Includes only establishments with payroll. For meaning of abbreviations and symbols, see introductory text. For explanation of terms and comparability of 1987 and 1992 censuses, see appendix A. For information on geographic areas followed by ▲, see appendix F]

SIC code	Geographic area and kind of business or operation	Establishments (number)	Receipts (\$1,000)	Annual payroll (\$1,000)	First-quarter payroll (\$1,000)	Paid employees for pay period including March 12 (number)
HAMILTON COUNTY — Con.						
75	Automotive repair, services, and parking	670	390 246	72 606	17 380	3 840
751	Automotive rental and leasing, without drivers	42	(D)	(D)	(D)	FF
7513	Truck rental and leasing, without drivers	20	(D)	(D)	(D)	EE
7514, 5	Passenger car rental and leasing	22	(D)	(D)	(D)	EE
7514	Passenger car rental	15	(D)	(D)	(D)	CC
7515	Passenger car leasing	7	(D)	(D)	(D)	CC
7519	Utility trailer and recreational vehicle rental	—	—	—	—	—
752	Automobile parking	96	24 803	3 368	789	301
753	Automotive repair shops	442	157 595	44 430	10 550	2 099
7532	Top, body, and upholstery repair shops and paint shops	112	39 988	12 286	2 833	578
7532 pt.	Top and body repair shops	101	(D)	(D)	(D)	FF
7532 pt.	Paint shops	11	(D)	(D)	(D)	BB
7538	General automotive repair shops	226	73 718	20 704	4 935	1 002
7538 pt.	General automotive repair shops, except diesel	208	65 848	18 546	4 431	880
7538 pt.	Diesel repair shops	18	7 870	2 158	504	122
7533, 4, 6, 7, 9	Other automotive repair shops	104	43 889	11 440	2 782	519
7533	Automotive exhaust system repair shops	28	15 610	3 794	865	168
7534	Tire retreading and repair shops	4	3 479	765	175	32
7536	Automotive glass replacement shops	15	(D)	(D)	(D)	BB
7537	Automotive transmission repair shops	21	4 939	1 502	373	75
7539	Automotive repair shops, n.e.c.	36	(D)	(D)	(D)	CC
7539 pt.	Radiator repair	7	(D)	(D)	(D)	BB
7539 pt.	Brake, front end, and wheel alignment	11	3 050	880	218	38
7539 pt.	Automotive electrical and fuel system services	12	(D)	(D)	(D)	BB
7539 pt.	Other automotive repair shops, n.e.c.	6	(D)	(D)	(D)	BB
754	Automotive services, except repair	90	(D)	(D)	(D)	FF
7542	Carwashes	47	(D)	(D)	(D)	EE
7549	Automotive services, except repair and carwashes	43	(D)	(D)	(D)	FF
76	Miscellaneous repair services	245	140 359	47 900	11 843	2 066
762	Electrical repair shops	69	49 418	18 935	4 604	866
7622	Radio and television repair shops	26	13 821	6 012	1 423	257
7623, 9	Other electrical and electronic repair shops	43	35 597	12 923	3 181	609
7623	Refrigeration and air-conditioning service and repair shops	8	(D)	(D)	(D)	BB
7629	Electrical and electronic repair shops, n.e.c.	35	(D)	(D)	(D)	FF
763	Watch, clock, and jewelry repair	5	(D)	(D)	(D)	BB
764	Reupholstery and furniture repair	35	(D)	(D)	(D)	CC
769	Miscellaneous repair and related services	136	(D)	(D)	(D)	GG
7692	Welding repair	14	5 941	2 071	474	95
7694	Armature rewinding shops	10	12 070	3 846	1 012	136
7699	Repair shops and related services, n.e.c.	112	(D)	(D)	(D)	FF
78, 79, 84	Amusement and recreation services, including motion pictures and museums	371	379 269	173 343	25 629	7 305
781, 2	Motion picture production, distribution, and services	56	(D)	(D)	(D)	HH
783	Motion picture theaters	19	21 708	3 147	639	386
7832	Motion picture theaters, except drive-in	17	(D)	(D)	(D)	EE
7833	Drive-in motion picture theaters	2	(D)	(D)	(D)	AA
784	Video tape rental	68	18 675	3 088	801	413
792	Theatrical producers (except motion picture), bands, orchestras, and entertainers	21	(D)	(D)	(D)	EE
7922	Theatrical producers (except motion picture) and miscellaneous theatrical services	14	(D)	(D)	(D)	CC
7929	Bands, orchestras, actors, and other entertainers and entertainment groups	7	(D)	(D)	(D)	AA
793	Bowling centers	25	14 476	4 675	1 202	498
79 ex. 792, 3; 84	Commercial sports and other amusement and recreation services, including museums	182	146 221	103 261	9 286	3 046
794	Commercial sports	13	(D)	(D)	(D)	GG
7941	Professional sports clubs, managers, promoters	10	45 730	78 828	4 457	1 108
7948	Racing, including track operation	3	(D)	(D)	(D)	AA
79 ex. 792, 3, 4; 84	Other amusement and recreation services, including museums	169	(D)	(D)	(D)	GG
791	Dance studios, schools, and halls	17	(D)	(D)	(D)	BB
7991	Physical fitness facilities	34	15 828	4 069	948	576
7992	Public golf courses	7	(D)	(D)	(D)	BB
7993	Coin-operated amusement devices	16	13 849	3 616	838	233
7996	Amusement parks	4	(D)	(D)	(D)	CC
7997	Membership sports and recreation clubs	20	12 650	4 011	871	318
7999, 84	Amusement and recreation services, including museums, n.e.c.	71	23 834	5 304	954	500
7999 pt.	Concession operators of amusement devices and rides	5	(D)	(D)	(D)	BB
7999 pt.	Carnivals, circuses, and fairs	2	(D)	(D)	(D)	AA
7999 pt., 84	Other recreation and amusements, including museums	64	20 023	4 855	926	473

Table 6. Summary Statistics for Firms Subject to Federal Income Tax for Counties With 350 Establishments or More: 1992 — Con.

[Includes only establishments with payroll. For meaning of abbreviations and symbols, see introductory text. For explanation of terms and comparability of 1987 and 1992 censuses, see appendix A. For information on geographic areas followed by ▲, see appendix F]

SIC code	Geographic area and kind of business or operation	Establishments (number)	Receipts (\$1,000)	Annual payroll (\$1,000)	First-quarter payroll (\$1,000)	Paid employees for pay period including March 12 (number)
HAMILTON COUNTY — Con.						
80	Health services	1 987	1 365 427	694 293	142 834	21 506
801	Offices and clinics of doctors of medicine	991	792 769	455 337	87 951	8 247
8011 pt.	Offices of doctors of medicine	982	783 978	451 079	86 947	8 111
8011 pt.	General medical clinics	9	8 791	4 258	1 004	136
802	Offices and clinics of dentists	438	147 285	62 557	13 602	2 561
803	Offices and clinics of doctors of osteopathy	19	6 635	2 532	589	89
804	Offices and clinics of other health practitioners	292	81 912	30 002	6 547	1 339
8041	Offices and clinics of chiropractors	81	29 330	8 369	1 906	353
8042	Offices and clinics of optometrists	61	16 605	5 187	1 216	261
8043	Offices and clinics of podiatrists	44	10 233	4 324	974	161
8049	Offices and clinics of health practitioners, n.e.c.	106	25 744	12 122	2 451	564
805	Nursing and personal care facilities	92	188 278	88 944	20 522	5 890
8051	Skilled nursing care facilities	73	158 932	73 942	17 173	4 948
8052	Intermediate care facilities	15	21 695	11 491	2 609	699
8059	Nursing and personal care facilities, n.e.c.	4	7 651	3 511	740	243
806	Hospitals	1	(D)	(D)	(D)	BB
8062	General medical and surgical hospitals	—	—	—	—	—
8063, 9	Specialty hospitals	1	(D)	(D)	(D)	BB
807, 8, 9	Other health services	154	(D)	(D)	(D)	HH
807	Medical and dental laboratories	63	55 067	18 424	5 179	830
8071	Medical laboratories	37	(D)	(D)	(D)	FF
8072	Dental laboratories	26	(D)	(D)	(D)	CC
808	Home health care services	44	49 293	24 240	5 626	2 058
809	Miscellaneous health and allied services, n.e.c.	47	(D)	(D)	(D)	EE
8092	Kidney dialysis centers	—	—	—	—	—
8093	Specialty outpatient facilities, n.e.c.	30	29 033	8 681	1 952	321
8099	Health and allied services, n.e.c.	17	(D)	(D)	(D)	BB
81	Legal services	480	406 688	144 485	30 931	3 758
823, 4, 9	Selected educational services	84	(D)	(D)	(D)	FF
823	Libraries	1	(D)	(D)	(D)	AA
824	Vocational schools	27	17 285	7 920	1 788	316
829	Schools and educational services, n.e.c.	56	(D)	(D)	(D)	EE
83	Social services	133	(D)	(D)	(D)	GG
835	Child day care services	87	21 724	9 519	2 198	1 061
832, 3, 6, 9	Other social services	46	(D)	(D)	(D)	EE
87 ex. 8733	Engineering, accounting, research, management, and related services (except noncommercial research organizations)	1 077	1 091 840	459 077	106 325	13 731
871	Engineering, architectural, and surveying services	309	404 250	207 805	48 158	4 945
8711	Engineering services	211	352 524	186 237	43 252	4 342
8712	Architectural services	86	49 182	20 140	4 693	567
8713	Surveying services	12	2 544	1 428	213	36
872	Accounting, auditing, and bookkeeping services	342	190 927	79 372	17 795	2 909
873 ex. 8733	Research, development, and testing services (except noncommercial research organizations)	97	141 791	47 961	10 761	2 125
8731	Commercial physical and biological research	12	12 690	4 308	843	120
8732	Commercial economic, sociological, and educational research	60	101 861	30 187	6 788	1 574
8734	Testing laboratories	25	27 240	13 466	3 130	431
874	Management and public relations services	329	354 872	123 939	29 611	3 752
8741	Management services	94	159 897	53 450	13 539	1 926
8742	Management consulting services	167	172 016	61 792	14 255	1 570
8743	Public relations services	15	6 244	1 459	326	54
8744	Facilities support management services	1	(D)	(D)	(D)	AA
8748	Business consulting services, n.e.c.	52	(D)	(D)	(D)	CC
89	Services, n.e.c.	59	(D)	(D)	(D)	EE
HANCOCK COUNTY						
	Total	431	192 078	77 836	16 046	3 952
70 ex. 704	Hotels, rooming houses, camps, and other lodging places (except membership lodging)	12	6 294	1 759	390	155
7011	Hotels and motels	8	6 014	1 722	388	154
7011 pt.	Hotels	3	(D)	(D)	(D)	BB
7011 pt.	Motels, motor hotels, and tourist courts	5	(D)	(D)	(D)	BB
702, 3	Other lodging places	4	280	37	2	1

Table 6. Summary Statistics for Firms Subject to Federal Income Tax for Counties With 350 Establishments or More: 1992 — Con.

[Includes only establishments with payroll. For meaning of abbreviations and symbols, see introductory text. For explanation of terms and comparability of 1987 and 1992 censuses, see appendix A. For information on geographic areas followed by ▲, see appendix F]

SIC code	Geographic area and kind of business or operation	Establishments (number)	Receipts (\$1,000)	Annual payroll (\$1,000)	First-quarter payroll (\$1,000)	Paid employees for pay period including March 12 (number)
HANCOCK COUNTY—Con.						
72	Personal services	50	12 438	4 365	957	359
721	Laundry, cleaning, and garment services	11	4 769	1 557	351	105
7211	Power laundries, family and commercial*	—	—	—	—	—
7213	Linen supply*	—	—	—	—	—
7215	Coin-operated laundries and drycleaning	6	579	189	41	20
7216	Drycleaning plants, except rug cleaning*	2	(D)	(D)	(D)	AA
7217	Carpet and upholstery cleaning	1	(D)	(D)	(D)	AA
7218	Industrial laundriers*	1	(D)	(D)	(D)	BB
7212, 9	Other laundry, cleaning, and garment services*	1	(D)	(D)	(D)	AA
722	Photographic studios, portrait	4	829	159	39	21
723, 4	Beauty and barber shops	21	2 683	1 197	278	109
723	Beauty shops	21	2 683	1 197	278	109
724	Barber shops	—	—	—	—	—
725	Shoe repair shops and shoeshine parlors	—	—	—	—	—
726	Funeral service and crematories	5	2 856	1 020	164	37
729	Miscellaneous personal services	9	1 301	432	125	87
73	Business services	66	49 945	21 195	4 486	1 337
731	Advertising	2	(D)	(D)	(D)	AA
732	Consumer credit reporting agencies, mercantile reporting agencies, and adjustment and collection agencies	3	(D)	(D)	(D)	BB
733	Mailing, reproduction, commercial art and photography, and stenographic services	6	(D)	(D)	(D)	BB
734	Services to dwellings and other buildings	14	2 922	1 645	385	172
735	Miscellaneous equipment rental and leasing	6	2 923	617	104	24
736	Personnel supply services	12	13 314	9 223	1 728	721
737	Computer programming, data processing, and other computer related services	7	(D)	(D)	(D)	CC
7371, 2, 3	Computer programming, prepackaged software, and integrated systems	4	(D)	(D)	(D)	CC
7374, 5, 6	Data processing services	2	(D)	(D)	(D)	AA
7377, 8, 9	Computer rental and leasing, maintenance, and related services, n.e.c.	1	(D)	(D)	(D)	AA
738	Miscellaneous business services	16	16 946	5 047	1 118	246
75	Automotive repair, services, and parking	54	17 410	4 161	957	269
751	Automotive rental and leasing, without drivers	3	(D)	(D)	(D)	AA
752	Automobile parking	1	(D)	(D)	(D)	AA
753	Automotive repair shops	40	12 916	3 228	721	170
7532	Top, body, and upholstery repair shops and paint shops	12	2 890	889	199	55
7538	General automotive repair shops	14	4 507	720	184	45
7533, 4, 6, 7, 9	Other automotive repair shops	14	5 519	1 619	338	70
754	Automotive services, except repair	10	(D)	(D)	(D)	BB
76	Miscellaneous repair services	17	9 537	2 453	581	102
762	Electrical repair shops	5	(D)	(D)	(D)	BB
7622	Radio and television repair shops	1	(D)	(D)	(D)	AA
7623, 9	Other electrical and electronic repair shops	4	(D)	(D)	(D)	BB
763	Watch, clock, and jewelry repair	—	—	—	—	—
764	Reupholstery and furniture repair	—	—	—	—	—
769	Miscellaneous repair and related services	12	(D)	(D)	(D)	BB
78, 79, 84	Amusement and recreation services, including motion pictures and museums	29	6 994	1 417	290	215
781, 2	Motion picture production, distribution, and services	—	—	—	—	—
783	Motion picture theaters	2	(D)	(D)	(D)	BB
784	Video tape rental	3	(D)	(D)	(D)	BB
792	Theatrical producers (except motion picture), bands, orchestras, and entertainers	1	(D)	(D)	(D)	AA
793	Bowling centers	2	(D)	(D)	(D)	BB
79 ex. 792, 3, 84	Commercial sports and other amusement and recreation services, including museums	21	3 998	873	154	137
80	Health services	109	55 355	28 376	5 201	942
801	Offices and clinics of doctors of medicine	53	29 483	17 120	2 832	308
802	Offices and clinics of dentists	26	10 195	4 251	862	167
803	Offices and clinics of doctors of osteopathy	4	(D)	(D)	(D)	BB
804	Offices and clinics of other health practitioners	19	4 254	1 229	304	58
805	Nursing and personal care facilities	4	8 666	4 179	870	362
806	Hospitals	—	—	—	—	—
807, 8, 9	Other health services	3	(D)	(D)	(D)	BB
81	Legal services	28	7 797	2 518	534	129
823, 4, 9	Selected educational services	1	(D)	(D)	(D)	AA
83	Social services	13	991	525	119	76
835	Child day care services	11	(D)	(D)	(D)	BB
832, 3, 6, 9	Other social services	2	(D)	(D)	(D)	AA

Table 6. Summary Statistics for Firms Subject to Federal Income Tax for Counties With 350 Establishments or More: 1992 — Con.

[Includes only establishments with payroll. For meaning of abbreviations and symbols, see introductory text. For explanation of terms and comparability of 1987 and 1992 censuses, see appendix A. For information on geographic areas followed by ▲, see appendix F]

SIC code	Geographic area and kind of business or operation	Establishments (number)	Receipts (\$1,000)	Annual payroll (\$1,000)	First-quarter payroll (\$1,000)	Paid employees for pay period including March 12 (number)
HANCOCK COUNTY—Con.						
87 ex. 8733	Engineering, accounting, research, management, and related services (except noncommercial research organizations) -----	48	24 786	10 890	2 485	358
871	Engineering, architectural, and surveying services -----	10	(D)	(D)	(D)	BB
872	Accounting, auditing, and bookkeeping services -----	25	6 543	3 470	869	142
873 ex. 8733	Research, development, and testing services (except noncommercial research organizations) -----	2	(D)	(D)	(D)	BB
874	Management and public relations services -----	11	6 489	3 494	741	89
89	Services, n.e.c. -----	4	(D)	(D)	(D)	AA
JEFFERSON COUNTY						
	Total -----	412	144 169	53 173	11 418	3 285
70 ex. 704	Hotels, rooming houses, camps, and other lodging places (except membership lodging) -----	6	(D)	(D)	(D)	BB
7011	Hotels and motels -----	4	2 481	591	141	74
7011 pt.	Hotels -----	2	(D)	(D)	(D)	BB
7011 pt.	Motels, motor hotels, and tourist courts -----	2	(D)	(D)	(D)	BB
702, 3	Other lodging places -----	2	(D)	(D)	(D)	AA
72	Personal services -----	75	12 315	3 768	787	403
721	Laundry, cleaning, and garment services -----	14	2 633	613	108	75
7211	Power laundries, family and commercial* -----	1	—	—	—	—
7213	Linen supply* -----	1	(D)	(D)	(D)	AA
7215	Coin-operated laundries and drycleaning -----	4	(D)	(D)	(D)	AA
7216	Drycleaning plants, except rug cleaning* -----	5	502	169	37	28
7217	Carpet and upholstery cleaning -----	3	(D)	(D)	(D)	BB
7218	Industrial laundries* -----	—	—	—	—	—
7212, 9	Other laundry, cleaning, and garment services* -----	1	(D)	(D)	(D)	AA
722	Photographic studios, portrait -----	9	(D)	(D)	(D)	BB
723, 4	Beauty and barber shops -----	31	3 661	1 513	344	186
723	Beauty shops -----	31	3 661	1 513	344	186
724	Barber shops -----	—	—	—	—	—
725	Shoe repair shops and shoeshine parlors -----	—	—	—	—	—
726	Funeral service and crematories -----	15	4 349	1 134	213	82
729	Miscellaneous personal services -----	6	(D)	(D)	(D)	AA
73	Business services -----	35	11 194	4 512	885	360
731	Advertising -----	1	(D)	(D)	(D)	AA
732	Consumer credit reporting agencies, mercantile reporting agencies, and adjustment and collection agencies -----	1	(D)	(D)	(D)	BB
733	Mailing, reproduction, commercial art and photography, and stenographic services -----	2	(D)	(D)	(D)	AA
734	Services to dwellings and other buildings -----	7	1 556	621	154	59
735	Miscellaneous equipment rental and leasing -----	5	3 382	898	186	33
736	Personnel supply services -----	4	(D)	(D)	(D)	CC
737	Computer programming, data processing, and other computer related services -----	5	486	158	31	11
7371, 2, 3	Computer programming, prepackaged software, and integrated systems -----	3	(D)	(D)	(D)	AA
7374, 5, 6	Data processing services -----	—	—	—	—	—
7377, 8, 9	Computer rental and leasing, maintenance, and related services, n.e.c. -----	2	(D)	(D)	(D)	AA
738	Miscellaneous business services -----	10	(D)	(D)	(D)	BB
75	Automotive repair, services, and parking -----	44	18 589	3 306	758	196
751	Automotive rental and leasing, without drivers -----	3	(D)	(D)	(D)	AA
752	Automobile parking -----	2	(D)	(D)	(D)	AA
753	Automotive repair shops -----	38	(D)	(D)	(D)	CC
7532	Top, body, and upholstery repair shops and paint shops -----	10	(D)	(D)	(D)	BB
7538	General automotive repair shops -----	18	13 622	1 989	429	102
7533, 4, 6, 7, 9	Other automotive repair shops -----	10	(D)	(D)	(D)	BB
754	Automotive services, except repair -----	1	(D)	(D)	(D)	AA
76	Miscellaneous repair services -----	22	9 382	3 590	901	183
762	Electrical repair shops -----	6	1 924	643	156	31
7622	Radio and television repair shops -----	—	—	—	—	—
7623, 9	Other electrical and electronic repair shops -----	6	1 924	643	156	31
763	Watch, clock, and jewelry repair -----	—	—	—	—	—
764	Reupholstery and furniture repair -----	1	(D)	(D)	(D)	AA
769	Miscellaneous repair and related services -----	15	(D)	(D)	(D)	CC
78, 79, 84	Amusement and recreation services, including motion pictures and museums -----	35	11 908	3 090	719	347
781, 2	Motion picture production, distribution, and services -----	3	1 644	507	117	55
783	Motion picture theaters -----	3	(D)	(D)	(D)	BB
784	Video tape rental -----	5	922	172	40	24
792	Theatrical producers (except motion picture), bands, orchestras, and entertainers -----	4	—	—	—	—
793	Bowling centers -----	—	(D)	(D)	(D)	BB
79 ex. 792, 3, 84	Commercial sports and other amusement and recreation services, including museums -----	20	6 576	1 662	347	163

Table 6. Summary Statistics for Firms Subject to Federal Income Tax for Counties With 350 Establishments or More: 1992 — Con.

[Includes only establishments with payroll. For meaning of abbreviations and symbols, see introductory text. For explanation of terms and comparability of 1987 and 1992 censuses, see appendix A. For information on geographic areas followed by ▲, see appendix F]

SIC code	Geographic area and kind of business or operation	Establishments (number)	Receipts (\$1,000)	Annual payroll (\$1,000)	First-quarter payroll (\$1,000)	Paid employees for pay period including March 12 (number)
JEFFERSON COUNTY—Con.						
80	Health services -----	117	60 308	27 846	5 922	1 390
801	Offices and clinics of doctors of medicine -----	53	27 020	12 690	2 737	322
802	Offices and clinics of dentists -----	26	6 437	2 544	536	109
803	Offices and clinics of doctors of osteopathy -----	—	—	—	—	—
804	Offices and clinics of other health practitioners -----	16	3 700	968	250	65
805	Nursing and personal care facilities -----	14	18 944	9 920	2 043	797
806	Hospitals -----	—	—	—	—	—
807, 8, 9	Other health services -----	8	4 207	1 724	356	97
81	Legal services -----	37	5 974	1 225	271	82
823, 4, 9	Selected educational services -----	3	(D)	(D)	(D)	AA
83	Social services -----	10	(D)	(D)	(D)	BB
835	Child day care services -----	1	(D)	(D)	(D)	AA
832, 3, 6, 9	Other social services -----	9	(D)	(D)	(D)	BB
87 ex. 8733	Engineering, accounting, research, management, and related services (except noncommercial research organizations) -----	27	10 374	4 590	876	170
871	Engineering, architectural, and surveying services -----	5	(D)	(D)	(D)	AA
872	Accounting, auditing, and bookkeeping services -----	17	5 202	2 410	465	94
873 ex. 8733	Research, development, and testing services (except noncommercial research organizations) -----	—	—	—	—	—
874	Management and public relations services -----	5	(D)	(D)	(D)	BB
89	Services, n.e.c. -----	1	(D)	(D)	(D)	AA
LAKE COUNTY						
	Total -----	1 574	662 793	270 130	59 319	14 798
70 ex. 704	Hotels, rooming houses, camps, and other lodging places (except membership lodging) -----	19	(D)	(D)	(D)	FF
7011	Hotels and motels -----	18	25 752	8 225	1 581	843
7011 pt.	Hotels -----	8	20 575	7 092	1 261	676
7011 pt.	Motels, motor hotels, and tourist courts -----	10	5 177	1 133	320	167
702, 3	Other lodging places -----	1	(D)	(D)	(D)	AA
72	Personal services -----	211	33 092	12 572	2 889	1 481
721	Laundry, cleaning, and garment services -----	40	6 380	2 429	579	240
7211	Power laundries, family and commercial* -----	—	—	—	—	—
7213	Linen supply* -----	1	(D)	(D)	(D)	AA
7215	Coin-operated laundries and drycleaning -----	5	(D)	(D)	(D)	BB
7216	Drycleaning plants, except rug cleaning* -----	26	3 453	1 403	360	140
7217	Carpet and upholstery cleaning -----	6	1 499	573	115	49
7218	Industrial launderers* -----	—	—	—	—	—
7212, 9	Other laundry, cleaning, and garment services* -----	2	(D)	(D)	(D)	AA
722	Photographic studios, portrait -----	20	5 411	1 928	364	454
723, 4	Beauty and barber shops -----	114	12 512	5 698	1 334	573
723	Beauty shops -----	105	11 871	5 405	1 273	548
724	Barber shops -----	9	641	293	61	25
725	Shoe repair shops and shoeshine parlors -----	—	—	—	—	—
726	Funeral service and crematories -----	10	4 954	1 268	305	60
729	Miscellaneous personal services -----	27	3 835	1 249	307	154
73	Business services -----	261	121 105	59 521	12 062	4 406
731	Advertising -----	14	3 100	1 303	324	63
732	Consumer credit reporting agencies, mercantile reporting agencies, and adjustment and collection agencies -----	4	(D)	(D)	(D)	BB
733	Mailing, reproduction, commercial art and photography, and stenographic services -----	20	4 064	892	198	46
734	Services to dwellings and other buildings -----	63	20 615	10 654	2 525	1 626
735	Miscellaneous equipment rental and leasing -----	15	5 537	1 194	256	64
736	Personnel supply services -----	37	41 056	29 659	4 891	1 768
737	Computer programming, data processing, and other computer related services -----	43	14 172	5 332	1 187	238
7371, 2, 3	Computer programming, prepackaged software, and integrated systems -----	28	10 436	3 711	793	121
7374, 5, 6	Data processing services -----	6	1 280	788	195	90
7377, 8, 9	Computer rental and leasing, maintenance, and related services, n.e.c. -----	9	2 456	833	199	27
738	Miscellaneous business services -----	65	(D)	(D)	(D)	FF
75	Automotive repair, services, and parking -----	175	52 667	13 749	3 206	784
751	Automotive rental and leasing, without drivers -----	9	4 014	560	153	35
752	Automobile parking -----	—	—	—	—	—
753	Automotive repair shops -----	135	42 198	11 390	2 609	552
7532	Top, body, and upholstery repair shops and paint shops -----	46	16 273	5 238	1 207	230
7538	General automotive repair shops -----	57	16 565	3 714	851	208
7533, 4, 6, 7, 9	Other automotive repair shops -----	32	9 360	2 438	551	114
754	Automotive services, except repair -----	31	6 455	1 799	444	197

Table 6. Summary Statistics for Firms Subject to Federal Income Tax for Counties With 350 Establishments or More: 1992 — Con.

[Includes only establishments with payroll. For meaning of abbreviations and symbols, see introductory text. For explanation of terms and comparability of 1987 and 1992 censuses, see appendix A. For information on geographic areas followed by ▲, see appendix F]

SIC code	Geographic area and kind of business or operation	Establishments (number)	Receipts (\$1,000)	Annual payroll (\$1,000)	First-quarter payroll (\$1,000)	Paid employees for pay period including March 12 (number)
LAKE COUNTY — Con.						
76	Miscellaneous repair services -----	106	48 052	16 092	4 492	668
762	Electrical repair shops -----	27	17 408	6 841	2 504	288
7622	Radio and television repair shops -----	8	831	146	61	24
7623, 9	Other electrical and electronic repair shops -----	19	16 577	6 695	2 443	264
763	Watch, clock, and jewelry repair -----	4	(D)	(D)	(D)	AA
764	Reupholstery and furniture repair -----	5	725	198	37	11
769	Miscellaneous repair and related services -----	70	(D)	(D)	(D)	EE
78, 79, 84	Amusement and recreation services, including motion pictures and museums -----	95	38 674	8 765	2 197	946
781, 2	Motion picture production, distribution, and services -----	3	(D)	(D)	(D)	AA
783	Motion picture theaters -----	4	6 546	995	245	133
784	Video tape rental -----	21	4 427	754	183	107
792	Theatrical producers (except motion picture), bands, orchestras, and entertainers -----	3	(D)	(D)	(D)	AA
793	Bowling centers -----	8	5 869	1 537	473	243
79 ex. 792, 3, 84	Commercial sports and other amusement and recreation services, including museums -----	56	20 592	5 140	1 217	454
80	Health services -----	364	198 681	89 512	19 174	3 429
801	Offices and clinics of doctors of medicine -----	138	73 119	39 022	7 872	679
802	Offices and clinics of dentists -----	102	33 291	12 917	2 634	589
803	Offices and clinics of doctors of osteopathy -----	17	4 971	1 833	368	100
804	Offices and clinics of other health practitioners -----	60	18 714	7 561	1 708	356
805	Nursing and personal care facilities -----	19	48 919	22 708	5 474	1 552
806	Hospitals -----	—	—	—	—	—
807, 8, 9	Other health services -----	28	19 667	5 471	1 118	153
81	Legal services -----	84	19 242	6 554	1 407	274
823, 4, 9	Selected educational services -----	14	2 825	966	238	58
83	Social services -----	49	9 840	4 203	958	495
835	Child day care services -----	31	5 569	2 500	571	331
832, 3, 6, 9	Other social services -----	18	4 271	1 703	387	164
87 ex. 8733	Engineering, accounting, research, management, and related services (except noncommercial research organizations) -----	189	111 144	49 266	10 953	1 389
871	Engineering, architectural, and surveying services -----	74	53 419	24 059	5 377	650
872	Accounting, auditing, and bookkeeping services -----	62	(D)	(D)	(D)	CC
873 ex. 8733	Research, development, and testing services (except noncommercial research organizations) -----	12	(D)	(D)	(D)	EE
874	Management and public relations services -----	41	14 725	6 303	868	129
89	Services, n.e.c. -----	7	(D)	(D)	(D)	BB
LICKING COUNTY						
	Total -----	608	275 846	115 307	25 670	6 887
70 ex. 704	Hotels, rooming houses, camps, and other lodging places (except membership lodging) -----	8	4 853	1 448	305	175
7011	Hotels and motels -----	8	4 853	1 448	305	175
7011 pt.	Hotels -----	4	(D)	(D)	(D)	CC
7011 pt.	Motels, motor hotels, and tourist courts -----	4	(D)	(D)	(D)	BB
702, 3	Other lodging places -----	—	—	—	—	—
72	Personal services -----	91	17 932	6 045	1 502	629
721	Laundry, cleaning, and garment services -----	14	5 616	1 855	482	154
7211	Power laundries, family and commercial* -----	1	(D)	(D)	(D)	AA
7213	Linen supply* -----	1	(D)	(D)	(D)	BB
7215	Coin-operated laundries and drycleaning -----	3	(D)	(D)	(D)	AA
7216	Drycleaning plants, except rug cleaning* -----	5	1 328	599	141	54
7217	Carpet and upholstery cleaning -----	2	(D)	(D)	(D)	AA
7218	Industrial laundrers* -----	1	(D)	(D)	(D)	BB
7212, 9	Other laundry, cleaning, and garment services* -----	1	(D)	(D)	(D)	AA
722	Photographic studios, portrait -----	6	935	225	46	20
723, 4	Beauty and barber shops -----	45	4 168	1 870	429	201
723	Beauty shops -----	44	(D)	(D)	(D)	CC
724	Barber shops -----	1	(D)	(D)	(D)	AA
725	Shoe repair shops and shoeshine parlors -----	—	—	—	—	—
726	Funeral service and crematories -----	9	4 144	1 000	219	38
729	Miscellaneous personal services -----	17	3 069	1 095	326	216

Table 6. Summary Statistics for Firms Subject to Federal Income Tax for Counties With 350 Establishments or More: 1992 — Con.

[Includes only establishments with payroll. For meaning of abbreviations and symbols, see introductory text. For explanation of terms and comparability of 1987 and 1992 censuses, see appendix A. For information on geographic areas followed by ▲, see appendix F]

SIC code	Geographic area and kind of business or operation	Establishments (number)	Receipts (\$1,000)	Annual payroll (\$1,000)	First-quarter payroll (\$1,000)	Paid employees for pay period including March 12 (number)
LICKING COUNTY — Con.						
73	Business services	98	53 247	29 012	6 189	1 944
731	Advertising	4	(D)	(D)	(D)	AA
732	Consumer credit reporting agencies, mercantile reporting agencies, and adjustment and collection agencies	2	(D)	(D)	(D)	AA
733	Mailing, reproduction, commercial art and photography, and stenographic services	3	527	70	16	6
734	Services to dwellings and other buildings	30	4 878	2 476	494	246
735	Miscellaneous equipment rental and leasing	10	2 555	446	108	36
736	Personnel supply services	16	25 941	20 410	4 305	1 364
737	Computer programming, data processing, and other computer related services	14	5 970	2 398	555	87
7371, 2, 3	Computer programming, prepackaged software, and integrated systems	7	(D)	(D)	(D)	BB
7374, 5, 6	Data processing services	3	(D)	(D)	(D)	BB
7377, 8, 9	Computer rental and leasing, maintenance, and related services, n.e.c.	4	(D)	(D)	(D)	AA
738	Miscellaneous business services	19	11 044	2 689	593	174
75	Automotive repair, services, and parking	72	20 122	5 908	1 393	396
751	Automotive rental and leasing, without drivers	2	(D)	(D)	(D)	AA
752	Automobile parking	—	—	—	—	—
753	Automotive repair shops	55	16 275	4 796	1 131	264
7532	Top, body, and upholstery repair shops and paint shops	16	5 623	1 685	403	86
7538	General automotive repair shops	26	7 220	2 148	522	133
7533, 4, 6, 7, 9	Other automotive repair shops	13	3 432	963	206	45
754	Automotive services, except repair	15	(D)	(D)	(D)	CC
76	Miscellaneous repair services	22	13 660	4 280	813	308
762	Electrical repair shops	5	1 365	674	160	41
7622	Radio and television repair shops	2	(D)	(D)	(D)	AA
7623, 9	Other electrical and electronic repair shops	3	(D)	(D)	(D)	BB
763	Watch, clock, and jewelry repair	—	—	—	—	—
764	Reupholstery and furniture repair	2	(D)	(D)	(D)	AA
769	Miscellaneous repair and related services	15	(D)	(D)	(D)	EE
78, 79, 84	Amusement and recreation services, including motion pictures and museums	57	15 492	3 484	638	326
781, 2	Motion picture production, distribution, and services	2	(D)	(D)	(D)	AA
783	Motion picture theaters	1	(D)	(D)	(D)	AA
784	Video tape rental	10	1 838	238	58	35
792	Theatrical producers (except motion picture), bands, orchestras, and entertainers	1	(D)	(D)	(D)	AA
793	Bowling centers	4	1 521	380	93	57
79 ex. 792, 3; 84	Commercial sports and other amusement and recreation services, including museums	39	11 628	2 791	473	232
80	Health services	141	97 719	48 717	10 759	2 388
801	Offices and clinics of doctors of medicine	45	33 692	19 450	3 713	452
802	Offices and clinics of dentists	41	11 545	4 277	1 142	193
803	Offices and clinics of doctors of osteopathy	9	2 794	1 388	338	62
804	Offices and clinics of other health practitioners	20	5 716	2 522	495	147
805	Nursing and personal care facilities	17	40 331	19 288	4 679	1 425
806	Hospitals	—	—	—	—	—
807, 8, 9	Other health services	9	3 641	1 792	392	109
81	Legal services	42	9 104	2 789	613	154
823, 4, 9	Selected educational services	6	(D)	(D)	(D)	BB
83	Social services	14	4 827	2 077	379	171
835	Child day care services	9	2 047	977	220	127
832, 3, 6, 9	Other social services	5	2 780	1 100	159	44
87 ex. 8733	Engineering, accounting, research, management, and related services (except noncommercial research organizations)	55	37 031	10 755	2 862	348
871	Engineering, architectural, and surveying services	16	(D)	(D)	(D)	CC
872	Accounting, auditing, and bookkeeping services	24	(D)	(D)	(D)	CC
873 ex. 8733	Research, development, and testing services (except noncommercial research organizations)	1	(D)	(D)	(D)	AA
874	Management and public relations services	14	20 972	2 375	503	83
89	Services, n.e.c.	2	(D)	(D)	(D)	AA

Table 6. Summary Statistics for Firms Subject to Federal Income Tax for Counties With 350 Establishments or More: 1992 — Con.

[Includes only establishments with payroll. For meaning of abbreviations and symbols, see introductory text. For explanation of terms and comparability of 1987 and 1992 censuses, see appendix A. For information on geographic areas followed by ▲, see appendix F]

SIC code	Geographic area and kind of business or operation	Establishments (number)	Receipts (\$1,000)	Annual payroll (\$1,000)	First-quarter payroll (\$1,000)	Paid employees for pay period including March 12 (number)
LORAIN COUNTY						
	Total	1 376	557 430	224 628	49 581	11 634
70 ex. 704	Hotels, rooming houses, camps, and other lodging places (except membership lodging)	21	15 257	3 719	1 073	505
7011	Hotels and motels	21	15 257	3 719	1 073	505
7011 pt.	Hotels	9	5 520	1 501	559	248
7011 pt.	Motels, motor hotels, and tourist courts	12	9 737	2 218	514	257
702, 3	Other lodging places	—	—	—	—	—
72	Personal services	186	34 773	11 657	3 042	1 187
721	Laundry, cleaning, and garment services	44	13 067	4 208	1 062	381
7211	Power laundries, family and commercial*	1	(D)	(D)	(D)	BB
7213	Linen supply*	3	(D)	(D)	(D)	CC
7215	Coin-operated laundries and drycleaning	8	(D)	(D)	(D)	BB
7216	Drycleaning plants, except rug cleaning*	21	3 217	1 051	260	116
7217	Carpet and upholstery cleaning	8	825	289	43	19
7218	Industrial laundriers*	—	—	—	—	—
7212, 9	Other laundry, cleaning, and garment services*	3	(D)	(D)	(D)	AA
722	Photographic studios, portrait	15	2 205	540	108	58
723, 4	Beauty and barber shops	88	9 447	4 287	1 138	480
723	Beauty shops	86	(D)	(D)	(D)	EE
724	Barber shops	2	(D)	(D)	(D)	AA
725	Shoe repair shops and shoeshine parlors	1	(D)	(D)	(D)	AA
726	Funeral service and crematories	21	7 019	1 562	384	88
729	Miscellaneous personal services	17	(D)	(D)	(D)	CC
73	Business services	157	80 500	30 890	6 566	2 136
731	Advertising	7	6 750	473	106	32
732	Consumer credit reporting agencies, mercantile reporting agencies, and adjustment and collection agencies	3	(D)	(D)	(D)	AA
733	Mailing, reproduction, commercial art and photography, and stenographic services	12	4 147	1 706	367	73
734	Services to dwellings and other buildings	40	9 930	4 867	1 114	665
735	Miscellaneous equipment rental and leasing	20	8 573	1 776	408	95
736	Personnel supply services	17	25 832	13 948	2 680	872
737	Computer programming, data processing, and other computer related services	21	11 148	4 675	1 064	137
7371, 2, 3	Computer programming, prepackaged software, and integrated systems	11	(D)	(D)	(D)	BB
7374, 5, 6	Data processing services	5	(D)	(D)	(D)	BB
7377, 8, 9	Computer rental and leasing, maintenance, and related services, n.e.c.	5	(D)	(D)	(D)	AA
738	Miscellaneous business services	37	(D)	(D)	(D)	EE
75	Automotive repair, services, and parking	157	45 709	10 885	2 482	632
751	Automotive rental and leasing, without drivers	8	7 095	1 228	215	37
752	Automobile parking	1	(D)	(D)	(D)	AA
753	Automotive repair shops	126	35 743	8 873	2 082	485
7532	Top, body, and upholstery repair shops and paint shops	43	11 507	3 460	798	174
7538	General automotive repair shops	58	16 028	3 216	782	193
7533, 4, 6, 7, 9	Other automotive repair shops	25	8 208	2 197	502	118
754	Automotive services, except repair	22	(D)	(D)	(D)	CC
76	Miscellaneous repair services	71	21 316	6 512	1 408	480
762	Electrical repair shops	15	2 418	632	148	42
7622	Radio and television repair shops	5	(D)	(D)	(D)	AA
7623, 9	Other electrical and electronic repair shops	10	(D)	(D)	(D)	BB
763	Watch, clock, and jewelry repair	—	—	—	—	—
764	Reupholstery and furniture repair	6	987	301	47	25
769	Miscellaneous repair and related services	50	17 911	5 579	1 213	413
78, 79, 84	Amusement and recreation services, including motion pictures and museums	114	36 429	9 239	1 891	945
781, 2	Motion picture production, distribution, and services	2	(D)	(D)	(D)	AA
783	Motion picture theaters	7	4 740	799	196	103
784	Video tape rental	27	(D)	(D)	(D)	CC
792	Theatrical producers (except motion picture), bands, orchestras, and entertainers	—	—	—	—	—
793	Bowling centers	17	5 457	1 595	475	221
79 ex. 792, 3; 84	Commercial sports and other amusement and recreation services, including museums	61	21 677	5 786	976	489
80	Health services	414	222 289	109 595	22 256	4 265
801	Offices and clinics of doctors of medicine	176	112 344	62 437	11 803	1 290
802	Offices and clinics of dentists	105	29 633	11 806	2 723	570
803	Offices and clinics of doctors of osteopathy	19	6 105	3 093	569	91
804	Offices and clinics of other health practitioners	69	15 999	5 235	1 139	282
805	Nursing and personal care facilities	25	46 588	23 132	5 185	1 790
806	Hospitals	—	—	—	—	—
807, 8, 9	Other health services	20	11 620	3 892	837	242
81	Legal services	98	28 233	12 737	3 013	359
823, 4, 9	Selected educational services	12	5 118	2 230	633	149

OH-100 OHIO

SERVICE INDUSTRIES—GEOGRAPHIC AREA SERIES

Table 6. Summary Statistics for Firms Subject to Federal Income Tax for Counties With 350 Establishments or More: 1992 — Con.

[Includes only establishments with payroll. For meaning of abbreviations and symbols, see introductory text. For explanation of terms and comparability of 1987 and 1992 censuses, see appendix A. For information on geographic areas followed by ▲, see appendix F]

SIC code	Geographic area and kind of business or operation	Establishments (number)	Receipts (\$1,000)	Annual payroll (\$1,000)	First-quarter payroll (\$1,000)	Paid employees for pay period including March 12 (number)
LORAIN COUNTY — Con.						
83	Social services	24	(D)	(D)	(D)	CC
835	Child day care services	14	1 603	672	150	97
832, 3, 6, 9	Other social services	10	(D)	(D)	(D)	BB
87 ex. 8733	Engineering, accounting, research, management, and related services (except noncommercial research organizations)	114	64 006	25 627	6 867	801
871	Engineering, architectural, and surveying services	29	11 283	4 970	1 358	175
872	Accounting, auditing, and bookkeeping services	39	(D)	(D)	(D)	CC
873 ex. 8733	Research, development, and testing services (except noncommercial research organizations)	3	(D)	(D)	(D)	BB
874	Management and public relations services	43	36 111	13 417	3 881	368
89	Services, n.e.c.	8	(D)	(D)	(D)	BB
LUCAS COUNTY						
	Total	3 381	2 039 235	856 652	191 482	41 113
70 ex. 704	Hotels, rooming houses, camps, and other lodging places (except membership lodging)	39	33 629	9 174	2 059	966
7011	Hotels and motels	35	32 918	9 083	2 054	961
7011 pt.	Hotels	15	(D)	(D)	(D)	FF
7011 pt.	Hotels, 25 guestrooms or more	14	(D)	(D)	(D)	FF
7011 pt.	Hotels, less than 25 guestrooms	1	(D)	(D)	(D)	AA
7011 pt.	Motels, motor hotels, and tourist courts	20	(D)	(D)	(D)	EE
7011 pt.	Motels, tourist courts	15	(D)	(D)	(D)	CC
7011 pt.	Motor hotels	5	(D)	(D)	(D)	CC
702, 3	Other lodging places	4	711	91	5	5
702	Rooming and boarding houses	2	(D)	(D)	(D)	AA
703	Camps and recreational vehicle parks	2	(D)	(D)	(D)	AA
72	Personal services	368	94 841	32 648	7 378	2 783
721	Laundry, cleaning, and garment services	118	43 281	13 807	2 980	1 042
7211	Power laundries, family and commercial*	2	(D)	(D)	(D)	BB
7213	Linen supply*	2	(D)	(D)	(D)	BB
7215	Coin-operated laundries and drycleaning	34	6 249	1 417	341	169
7216	Drycleaning plants, except rug cleaning*	44	8 815	3 230	762	330
7217	Carpet and upholstery cleaning	14	(D)	(D)	(D)	CC
7218	Industrial launderers*	7	(D)	(D)	(D)	EE
7212, 9	Other laundry, cleaning, and garment services*	15	(D)	(D)	(D)	BB
7212	Garment pressing, and agents for laundries and drycleaners	3	307	75	15	8
7219	Laundry and garment services, n.e.c.*	12	(D)	(D)	(D)	BB
722	Photographic studios, portrait	26	3 830	989	228	104
723, 4	Beauty and barber shops	135	18 141	8 178	1 908	801
723	Beauty shops	124	17 108	7 812	1 824	771
724	Barber shops	11	1 033	366	84	30
725	Shoe repair shops and shoeshine parlors	8	312	105	34	14
726	Funeral service and crematories	32	16 990	4 708	963	159
729	Miscellaneous personal services	49	12 287	4 861	1 265	663
7291	Tax return preparation services	7	(D)	(D)	(D)	EE
7299	Miscellaneous personal services, n.e.c.	42	(D)	(D)	(D)	EE
73	Business services	502	372 852	173 446	41 442	13 705
731	Advertising	39	(D)	(D)	(D)	EE
7311	Advertising agencies	29	(D)	(D)	(D)	CC
7312	Outdoor advertising services	4	(D)	(D)	(D)	BB
7313	Radio, television, publishers' advertising representatives	1	(D)	(D)	(D)	AA
7319	Advertising, n.e.c.	5	(D)	(D)	(D)	CC
732	Consumer credit reporting agencies, mercantile reporting agencies, and adjustment and collection agencies	14	(D)	(D)	(D)	CC
7322	Adjustment and collection services	9	(D)	(D)	(D)	CC
7323	Credit reporting services	5	8 742	1 995	468	94
733	Mailing, reproduction, commercial art and photography, and stenographic services	59	31 819	9 149	2 069	470
7331	Direct mail advertising services	7	4 652	1 567	411	127
7334	Photocopying and duplicating services	5	(D)	(D)	(D)	BB
7335, 6	Commercial photography, art, and graphics	35	(D)	(D)	(D)	CC
7335	Commercial photography	7	(D)	(D)	(D)	BB
7336	Commercial art and graphic design	28	(D)	(D)	(D)	CC
7338	Secretarial and court reporting services	12	(D)	(D)	(D)	BB
734	Services to dwellings and other buildings	101	77 691	44 555	11 143	5 305
7342	Disinfecting and pest control services	11	(D)	(D)	(D)	BB
7349	Building cleaning and maintenance services, n.e.c.	90	(D)	(D)	(D)	II
735	Miscellaneous equipment rental and leasing	45	39 762	11 467	2 776	461
7352	Medical equipment rental and leasing	6	12 714	4 169	927	159
7353	Heavy construction equipment rental and leasing	5	5 254	2 041	550	80
7359	Equipment rental and leasing, n.e.c.	34	21 794	5 257	1 299	222
736	Personnel supply services	60	62 890	44 232	10 481	4 036
7361	Employment agencies	13	5 888	3 178	572	96
7363	Help supply services	47	57 002	41 054	9 909	3 940
7363 pt.	Temporary help supply	38	46 517	33 933	8 101	3 644
7363 pt.	Help supply, except temporary	9	10 485	7 121	1 808	296

Table 6. Summary Statistics for Firms Subject to Federal Income Tax for Counties With 350 Establishments or More: 1992 — Con.

[Includes only establishments with payroll. For meaning of abbreviations and symbols, see introductory text. For explanation of terms and comparability of 1987 and 1992 censuses, see appendix A. For information on geographic areas followed by ▲, see appendix F]

SIC code	Geographic area and kind of business or operation	Establishments (number)	Receipts (\$1,000)	Annual payroll (\$1,000)	First-quarter payroll (\$1,000)	Paid employees for pay period including March 12 (number)
LUCAS COUNTY—Con.						
73	Business services—Con.					
737	Computer programming, data processing, and other computer related services -----	77	44 729	16 786	3 791	460
7371, 2, 3	Computer programming, prepackaged software, and integrated systems -----	48	25 635	11 121	2 409	256
7371	Computer programming services -----	32	19 366	9 350	2 109	204
7372	Prepackaged software -----	8	957	257	55	11
7373	Computer integrated systems -----	8	5 312	1 514	245	41
7374, 5, 6	Data processing services -----	11	(D)	(D)	(D)	BB
7374, 5	Computer processing, information retrieval -----	9	(D)	(D)	(D)	BB
7376	Computer facilities management services -----	2	(D)	(D)	(D)	BB
7377, 8, 9	Computer rental and leasing, maintenance, and related services, n.e.c. -----	18	(D)	(D)	(D)	CC
7377	Computer rental and leasing -----	1	(D)	(D)	(D)	AA
7378	Computer maintenance and repair -----	12	12 505	3 183	840	116
7379	Computer related services, n.e.c. -----	5	(D)	(D)	(D)	AA
738	Miscellaneous business services -----	107	(D)	(D)	(D)	GG
7381, 2	Detective agencies and protective services -----	25	(D)	(D)	(D)	GG
7381	Detective, guard, and armored car services -----	20	(D)	(D)	(D)	GG
7382	Security systems services -----	5	(D)	(D)	(D)	CC
7383	News syndicates -----	1	(D)	(D)	(D)	AA
7384	Photofinishing laboratories* -----	11	(D)	(D)	(D)	BB
7389	Business services, n.e.c. -----	70	33 023	10 511	2 495	695
7389 pt.	Sign painting shops -----	6	(D)	(D)	(D)	BB
7389 pt.	Interior designing -----	3	(D)	(D)	(D)	AA
7389 pt.	Telephone answering services -----	7	(D)	(D)	(D)	BB
7389 pt.	Other business services -----	54	27 131	9 278	2 221	581
75	Automotive repair, services, and parking -----	374	130 739	31 963	7 702	1 949
751	Automotive rental and leasing, without drivers -----	27	29 207	4 252	1 128	192
7513	Truck rental and leasing, without drivers -----	17	(D)	(D)	(D)	CC
7514, 5	Passenger car rental and leasing -----	10	(D)	(D)	(D)	BB
7514	Passenger car rental -----	6	4 100	698	179	55
7515	Passenger car leasing -----	4	(D)	(D)	(D)	BB
7519	Utility trailer and recreational vehicle rental -----	—	—	—	—	—
752	Automobile parking -----	58	(D)	(D)	(D)	CC
753	Automotive repair shops -----	232	83 993	22 887	5 390	1 170
7532	Top, body, and upholstery repair shops and paint shops -----	55	20 055	4 835	1 106	248
7532 pt.	Top and body repair shops -----	50	17 803	4 027	941	207
7532 pt.	Paint shops -----	5	2 252	808	165	41
7538	General automotive repair shops -----	117	38 458	11 003	2 755	623
7538 pt.	General automotive repair shops, except diesel -----	107	33 610	9 187	2 316	541
7538 pt.	Diesel repair shops -----	10	4 848	1 816	439	82
7533, 4, 6, 7, 9	Other automotive repair shops -----	60	25 480	7 049	1 529	299
7533	Automotive exhaust system repair shops -----	23	(D)	(D)	(D)	CC
7534	Tire retreading and repair shops -----	2	(D)	(D)	(D)	AA
7536	Automotive glass replacement shops -----	8	5 051	1 497	353	56
7537	Automotive transmission repair shops -----	7	(D)	(D)	(D)	BB
7539	Automotive repair shops, n.e.c. -----	20	(D)	(D)	(D)	BB
7539 pt.	Radiator repair -----	8	2 409	713	171	43
7539 pt.	Brake, front end, and wheel alignment -----	9	(D)	(D)	(D)	BB
7539 pt.	Automotive electrical and fuel system services -----	3	(D)	(D)	(D)	AA
7539 pt.	Other automotive repair shops, n.e.c. -----	—	—	—	—	—
754	Automotive services, except repair -----	57	(D)	(D)	(D)	EE
7542	Carwashes -----	32	(D)	(D)	(D)	EE
7549	Automotive services, except repair and carwashes -----	25	6 135	1 621	385	163
76	Miscellaneous repair services -----	140	68 261	24 238	6 367	1 236
762	Electrical repair shops -----	45	19 517	7 857	1 997	448
7622	Radio and television repair shops -----	14	(D)	(D)	(D)	BB
7623, 9	Other electrical and electronic repair shops -----	31	(D)	(D)	(D)	EE
7623	Refrigeration and air-conditioning service and repair shops -----	5	(D)	(D)	(D)	BB
7629	Electrical and electronic repair shops, n.e.c. -----	26	(D)	(D)	(D)	EE
763	Watch, clock, and jewelry repair -----	5	(D)	(D)	(D)	AA
764	Reupholstery and furniture repair -----	10	(D)	(D)	(D)	BB
769	Miscellaneous repair and related services -----	80	(D)	(D)	(D)	FF
7692	Welding repair -----	12	3 461	1 267	288	61
7694	Armature rewinding shops -----	5	(D)	(D)	(D)	BB
7699	Repair shops and related services, n.e.c. -----	63	(D)	(D)	(D)	FF
78, 79, 84	Amusement and recreation services, including motion pictures and museums -----	186	89 685	20 153	4 653	2 207
781, 2	Motion picture production, distribution, and services -----	11	(D)	(D)	(D)	BB
783	Motion picture theaters -----	11	(D)	(D)	(D)	EE
7832	Motion picture theaters, except drive-in -----	10	(D)	(D)	(D)	EE
7833	Drive-in motion picture theaters -----	1	(D)	(D)	(D)	AA
784	Video tape rental -----	38	12 919	1 922	460	254
792	Theatrical producers (except motion picture), bands, orchestras, and entertainers -----	5	(D)	(D)	(D)	BB
7922	Theatrical producers (except motion picture) and miscellaneous theatrical services -----	3	(D)	(D)	(D)	AA
7929	Bands, orchestras, actors, and other entertainers and entertainment groups -----	2	(D)	(D)	(D)	AA
793	Bowling centers -----	20	(D)	(D)	(D)	EE

Table 6. Summary Statistics for Firms Subject to Federal Income Tax for Counties With 350 Establishments or More: 1992 — Con.

[Includes only establishments with payroll. For meaning of abbreviations and symbols, see introductory text. For explanation of terms and comparability of 1987 and 1992 censuses, see appendix A. For information on geographic areas followed by ▲, see appendix F]

SIC code	Geographic area and kind of business or operation	Establishments (number)	Receipts (\$1,000)	Annual payroll (\$1,000)	First-quarter payroll (\$1,000)	Paid employees for pay period including March 12 (number)
LUCAS COUNTY—Con.						
78, 79, 84	Amusement and recreation services, including motion pictures and museums—Con.					
79 ex. 792, 3, 84	Commercial sports and other amusement and recreation services, including museums	101	49 634	12 086	2 567	1 179
794	Commercial sports	6	(D)	(D)	(D)	CC
7941	Professional sports clubs, managers, promoters	3	(D)	(D)	(D)	CC
7948	Racing, including track operation	3	(D)	(D)	(D)	BB
79 ex. 792, 3, 4, 84	Other amusement and recreation services, including museums	95	(D)	(D)	(D)	GG
791	Dance studios, schools, and halls	12	(D)	(D)	(D)	BB
7991	Physical fitness facilities	22	(D)	(D)	(D)	EE
7992	Public golf courses	5	3 097	888	175	49
7993	Coin-operated amusement devices	7	(D)	(D)	(D)	BB
7996	Amusement parks	—	—	—	—	—
7997	Membership sports and recreation clubs	16	10 650	3 787	793	318
7999, 84	Amusement and recreation services, including museums, n.e.c.	33	(D)	(D)	(D)	CC
7999 pt.	Concession operators of amusement devices and rides	1	(D)	(D)	(D)	AA
7999 pt., 84	Carnivals, circuses, and fairs	—	—	—	—	—
	Other recreation and amusements, including museums	32	(D)	(D)	(D)	CC
80	Health services	945	693 520	358 704	74 994	10 726
801	Offices and clinics of doctors of medicine	444	404 140	235 858	45 525	4 153
8011 pt.	Offices of doctors of medicine	423	(D)	(D)	(D)	HH
8011 pt.	General medical clinics	21	(D)	(D)	(D)	FF
802	Offices and clinics of dentists	216	75 241	31 693	6 963	1 252
803	Offices and clinics of doctors of osteopathy	23	9 486	4 967	1 010	153
804	Offices and clinics of other health practitioners	142	57 302	23 453	5 333	925
8041	Offices and clinics of chiropractors	44	9 555	2 978	642	128
8042	Offices and clinics of optometrists	29	13 336	4 320	1 139	153
8043	Offices and clinics of podiatrists	24	7 120	2 924	685	100
8049	Offices and clinics of health practitioners, n.e.c.	45	27 291	13 231	2 867	544
805	Nursing and personal care facilities	29	89 162	39 912	11 117	3 003
8051	Skilled nursing care facilities	20	65 221	28 102	6 476	1 983
8052	Intermediate care facilities	8	(D)	(D)	(D)	FF
8059	Nursing and personal care facilities, n.e.c.	1	(D)	(D)	(D)	EE
806	Hospitals	1	(D)	(D)	(D)	BB
8062	General medical and surgical hospitals	—	—	—	—	—
8063, 9	Specialty hospitals	1	(D)	(D)	(D)	BB
807, 8, 9	Other health services	90	(D)	(D)	(D)	GG
807	Medical and dental laboratories	41	24 719	9 155	2 169	404
8071	Medical laboratories	24	17 580	6 062	1 361	235
8072	Dental laboratories	17	7 139	3 093	808	169
808	Home health care services	17	(D)	(D)	(D)	FF
809	Miscellaneous health and allied services, n.e.c.	32	(D)	(D)	(D)	CC
8092	Kidney dialysis centers	1	(D)	(D)	(D)	AA
8093	Specialty outpatient facilities, n.e.c.	19	(D)	(D)	(D)	CC
8099	Health and allied services, n.e.c.	12	(D)	(D)	(D)	BB
81	Legal services	292	149 410	50 570	10 723	1 644
823, 4, 9	Selected educational services	23	(D)	(D)	(D)	CC
823	Libraries	—	—	—	—	—
824	Vocational schools	9	(D)	(D)	(D)	CC
829	Schools and educational services, n.e.c.	14	(D)	(D)	(D)	BB
83	Social services	93	16 938	7 053	1 624	787
835	Child day care services	53	(D)	(D)	(D)	FF
832, 3, 6, 9	Other social services	40	(D)	(D)	(D)	CC
87 ex. 8733	Engineering, accounting, research, management, and related services (except noncommercial research organizations)	401	365 604	141 645	32 959	4 834
871	Engineering, architectural, and surveying services	129	168 325	79 746	18 259	2 304
8711	Engineering services	95	151 803	72 501	16 649	2 068
8712	Architectural services	25	(D)	(D)	(D)	CC
8713	Surveying services	9	(D)	(D)	(D)	BB
872	Accounting, auditing, and bookkeeping services	134	61 315	24 815	5 751	1 007
873 ex. 8733	Research, development, and testing services (except noncommercial research organizations)	32	48 750	15 243	3 867	807
8731	Commercial physical and biological research	7	(D)	(D)	(D)	BB
8732	Commercial economic, sociological, and educational research	12	(D)	(D)	(D)	FF
8734	Testing laboratories	13	(D)	(D)	(D)	BB
874	Management and public relations services	106	87 214	21 841	5 082	716
8741	Management services	35	60 725	10 661	2 652	413
8742	Management consulting services	39	16 212	7 492	1 750	187
8743	Public relations services	5	(D)	(D)	(D)	BB
8744	Facilities support management services	—	—	—	—	—
8748	Business consulting services, n.e.c.	27	(D)	(D)	(D)	BB
89	Services, n.e.c.	18	(D)	(D)	(D)	CC

Table 6. Summary Statistics for Firms Subject to Federal Income Tax for Counties With 350 Establishments or More: 1992 — Con.

[Includes only establishments with payroll. For meaning of abbreviations and symbols, see introductory text. For explanation of terms and comparability of 1987 and 1992 censuses, see appendix A. For information on geographic areas followed by ▲, see appendix F]

SIC code	Geographic area and kind of business or operation	Establishments (number)	Receipts (\$1,000)	Annual payroll (\$1,000)	First-quarter payroll (\$1,000)	Paid employees for pay period including March 12 (number)
MAHONING COUNTY						
	Total	1 837	905 701	354 131	76 862	17 806
70 ex. 704	Hotels, rooming houses, camps, and other lodging places (except membership lodging)	24	12 862	3 216	770	445
7011	Hotels and motels	20	(D)	(D)	(D)	EE
7011 pt.	Hotels	9	8 636	2 282	543	334
7011 pt.	Motels, motor hotels, and tourist courts	11	(D)	(D)	(D)	BB
702, 3	Other lodging places	4	(D)	(D)	(D)	BB
72	Personal services	198	63 202	21 763	5 498	1 808
721	Laundry, cleaning, and garment services	51	33 528	13 161	3 455	920
7211	Power laundries, family and commercial*	3	(D)	(D)	(D)	BB
7213	Linen supply*	1	(D)	(D)	(D)	AA
7215	Coin-operated laundries and drycleaning	7	(D)	(D)	(D)	BB
7216	Drycleaning plants, except rug cleaning*	21	3 598	1 291	310	151
7217	Carpet and upholstery cleaning	10	2 504	972	216	136
7218	Industrial laundriers*	1	(D)	(D)	(D)	FF
7212, 9	Other laundry, cleaning, and garment services*	8	(D)	(D)	(D)	BB
722	Photographic studios, portrait	14	2 348	465	104	85
723, 4	Beauty and barber shops	72	8 476	3 039	713	328
723	Beauty shops	69	(D)	(D)	(D)	EE
724	Barber shops	3	(D)	(D)	(D)	AA
725	Shoe repair shops and shoeshine parlors	1	(D)	(D)	(D)	AA
726	Funeral service and crematories	31	11 835	2 657	609	161
729	Miscellaneous personal services	29	(D)	(D)	(D)	EE
73	Business services	232	148 687	59 438	13 669	4 327
731	Advertising	17	10 460	3 433	939	169
732	Consumer credit reporting agencies, mercantile reporting agencies, and adjustment and collection agencies	9	(D)	(D)	(D)	BB
733	Mailing, reproduction, commercial art and photography, and stenographic services	17	3 757	1 355	281	76
734	Services to dwellings and other buildings	48	11 103	5 133	1 157	684
735	Miscellaneous equipment rental and leasing	21	11 754	2 196	543	115
736	Personnel supply services	27	58 016	28 950	6 498	2 022
737	Computer programming, data processing, and other computer related services	31	23 710	7 678	1 717	249
7371, 2, 3	Computer programming, prepackaged software, and integrated systems	17	(D)	(D)	(D)	CC
7374, 5, 6	Data processing services	11	(D)	(D)	(D)	CC
7377, 8, 9	Computer rental and leasing, maintenance, and related services, n.e.c.	3	(D)	(D)	(D)	AA
738	Miscellaneous business services	62	(D)	(D)	(D)	FF
75	Automotive repair, services, and parking	165	96 886	15 965	3 759	1 057
751	Automotive rental and leasing, without drivers	9	3 193	648	146	30
752	Automobile parking	6	(D)	(D)	(D)	AA
753	Automotive repair shops	126	87 136	13 697	3 230	824
7532	Top, body, and upholstery repair shops and paint shops	46	63 325	7 817	1 995	471
7538	General automotive repair shops	50	9 502	2 676	569	172
7533, 4, 6, 7, 9	Other automotive repair shops	30	14 309	3 204	666	181
754	Automotive services, except repair	24	(D)	(D)	(D)	CC
76	Miscellaneous repair services	72	36 242	11 789	2 719	557
762	Electrical repair shops	24	16 669	5 934	1 306	296
7622	Radio and television repair shops	3	711	195	43	12
7623, 9	Other electrical and electronic repair shops	21	15 958	5 739	1 263	284
763	Watch, clock, and jewelry repair	2	(D)	(D)	(D)	AA
764	Reupholstery and furniture repair	6	350	62	17	10
769	Miscellaneous repair and related services	40	(D)	(D)	(D)	CC
78, 79, 84	Amusement and recreation services, including motion pictures and museums	105	34 218	7 532	1 760	828
781, 2	Motion picture production, distribution, and services	7	(D)	(D)	(D)	BB
783	Motion picture theaters	3	(D)	(D)	(D)	BB
784	Video tape rental	13	4 110	765	172	95
792	Theatrical producers (except motion picture), bands, orchestras, and entertainers	4	(D)	(D)	(D)	BB
793	Bowling centers	10	2 527	691	220	106
79 ex. 792, 3, 84	Commercial sports and other amusement and recreation services, including museums	68	20 269	4 669	1 055	492
80	Health services	624	386 543	182 483	36 803	6 527
801	Offices and clinics of doctors of medicine	287	202 781	107 463	20 074	1 845
802	Offices and clinics of dentists	140	29 755	9 957	2 124	612
803	Offices and clinics of doctors of osteopathy	47	17 536	8 403	1 555	285
804	Offices and clinics of other health practitioners	79	19 434	6 001	1 277	287
805	Nursing and personal care facilities	22	74 200	36 445	8 716	2 660
806	Hospitals	1	(D)	(D)	(D)	CC
807, 8, 9	Other health services	48	(D)	(D)	(D)	FF
81	Legal services	149	49 931	17 284	3 621	565
823, 4, 9	Selected educational services	11	4 333	1 513	364	105

Table 6. Summary Statistics for Firms Subject to Federal Income Tax for Counties With 350 Establishments or More: 1992 — Con.

[Includes only establishments with payroll. For meaning of abbreviations and symbols, see introductory text. For explanation of terms and comparability of 1987 and 1992 censuses, see appendix A. For information on geographic areas followed by ▲, see appendix F]

SIC code	Geographic area and kind of business or operation	Establishments (number)	Receipts (\$1,000)	Annual payroll (\$1,000)	First-quarter payroll (\$1,000)	Paid employees for pay period including March 12 (number)
MAHONING COUNTY — Con.						
83	Social services	48	5 391	2 342	552	327
835	Child day care services	30	2 629	1 188	284	221
832, 3, 6, 9	Other social services	18	2 762	1 154	268	106
87 ex. 8733	Engineering, accounting, research, management, and related services (except noncommercial research organizations)	203	66 645	30 472	7 268	1 233
871	Engineering, architectural, and surveying services	63	24 228	11 247	2 670	388
872	Accounting, auditing, and bookkeeping services	93	25 382	11 048	2 631	455
873 ex. 8733	Research, development, and testing services (except noncommercial research organizations)	1	(D)	(D)	(D)	AA
874	Management and public relations services	46	(D)	(D)	(D)	EE
89	Services, n.e.c.	6	761	334	79	27
MARION COUNTY						
	Total	371	192 664	74 956	17 138	3 915
70 ex. 704	Hotels, rooming houses, camps, and other lodging places (except membership lodging)	7	(D)	(D)	(D)	BB
7011	Hotels and motels	6	2 771	803	191	98
7011 pt.	Hotels	—	—	—	—	—
7011 pt.	Motels, motor hotels, and tourist courts	6	2 771	803	191	98
702, 3	Other lodging places	1	(D)	(D)	(D)	AA
72	Personal services	55	8 406	2 867	653	260
721	Laundry, cleaning, and garment services	13	2 039	743	151	70
7211	Power laundries, family and commercial*	—	—	—	—	—
7213	Linen supply*	—	—	—	—	—
7215	Coin-operated laundries and drycleaning	4	430	82	18	14
7216	Drycleaning plants, except rug cleaning*	2	(D)	(D)	(D)	AA
7217	Carpet and upholstery cleaning	6	(D)	(D)	(D)	AA
7218	Industrial laundriers*	1	(D)	(D)	(D)	BB
7212, 9	Other laundry, cleaning, and garment services*	—	—	—	—	—
722	Photographic studios, portrait	6	888	259	55	31
723, 4	Beauty and barber shops	22	2 689	1 113	269	104
723	Beauty shops	20	(D)	(D)	(D)	CC
724	Barber shops	2	(D)	(D)	(D)	AA
725	Shoe repair shops and shoeshine parlors	—	—	—	—	—
726	Funeral service and crematories	6	2 142	576	133	23
729	Miscellaneous personal services	8	648	176	45	32
73	Business services	42	54 536	19 124	4 455	1 124
731	Advertising	3	(D)	(D)	(D)	AA
732	Consumer credit reporting agencies, mercantile reporting agencies, and adjustment and collection agencies	1	(D)	(D)	(D)	AA
733	Mailing, reproduction, commercial art and photography, and stenographic services	3	(D)	(D)	(D)	EE
734	Services to dwellings and other buildings	15	1 611	661	150	124
735	Miscellaneous equipment rental and leasing	5	5 243	1 169	250	61
736	Personnel supply services	5	2 975	1 902	409	254
737	Computer programming, data processing, and other computer related services	2	(D)	(D)	(D)	CC
7371, 2, 3	Computer programming, prepackaged software, and integrated systems	1	(D)	(D)	(D)	CC
7374, 5, 6	Data processing services	1	(D)	(D)	(D)	BB
7377, 8, 9	Computer rental and leasing, maintenance, and related services, n.e.c.	—	—	—	—	—
738	Miscellaneous business services	8	(D)	(D)	(D)	BB
75	Automotive repair, services, and parking	38	7 785	1 769	412	113
751	Automotive rental and leasing, without drivers	4	1 695	322	68	10
752	Automobile parking	—	—	—	—	—
753	Automotive repair shops	27	5 584	1 316	306	80
7532	Top, body, and upholstery repair shops and paint shops	14	2 459	543	123	30
7538	General automotive repair shops	8	2 314	532	117	34
7533, 4, 6, 7, 9	Other automotive repair shops	5	811	241	66	16
754	Automotive services, except repair	7	506	131	38	23
76	Miscellaneous repair services	14	4 594	1 162	293	71
762	Electrical repair shops	4	(D)	(D)	(D)	AA
7622	Radio and television repair shops	1	(D)	(D)	(D)	AA
7623, 9	Other electrical and electronic repair shops	3	(D)	(D)	(D)	AA
763	Watch, clock, and jewelry repair	—	—	—	—	—
764	Reupholstery and furniture repair	1	(D)	(D)	(D)	AA
769	Miscellaneous repair and related services	9	3 552	974	246	57

Table 6. Summary Statistics for Firms Subject to Federal Income Tax for Counties With 350 Establishments or More: 1992 — Con.

[Includes only establishments with payroll. For meaning of abbreviations and symbols, see introductory text. For explanation of terms and comparability of 1987 and 1992 censuses, see appendix A. For information on geographic areas followed by ▲, see appendix F]

SIC code	Geographic area and kind of business or operation	Establishments (number)	Receipts (\$1,000)	Annual payroll (\$1,000)	First-quarter payroll (\$1,000)	Paid employees for pay period including March 12 (number)
MARION COUNTY — Con.						
78, 79, 84	Amusement and recreation services, including motion pictures and museums	32	6 323	1 541	334	222
781, 2	Motion picture production, distribution, and services	—	—	—	—	—
783	Motion picture theaters	1	(D)	(D)	(D)	AA
784	Video tape rental	11	(D)	(D)	(D)	BB
792	Theatrical producers (except motion picture), bands, orchestras, and entertainers	—	—	—	—	—
793	Bowling centers	3	1 224	334	96	49
79 ex. 792, 3; 84	Commercial sports and other amusement and recreation services, including museums	17	3 354	805	144	113
80	Health services	108	81 323	36 916	8 148	1 206
801	Offices and clinics of doctors of medicine	55	57 928	27 043	6 014	607
802	Offices and clinics of dentists	28	6 158	2 409	497	110
803	Offices and clinics of doctors of osteopathy	1	(D)	(D)	(D)	AA
804	Offices and clinics of other health practitioners	13	2 751	1 184	207	50
805	Nursing and personal care facilities	6	13 006	5 879	1 329	416
806	Hospitals	—	—	—	—	—
807, 8, 9	Other health services	5	(D)	(D)	(D)	BB
81	Legal services	35	5 071	1 513	365	90
823, 4, 9	Selected educational services	2	(D)	(D)	(D)	BB
83	Social services	8	(D)	(D)	(D)	BB
835	Child day care services	4	(D)	(D)	(D)	BB
832, 3, 6, 9	Other social services	4	1 206	366	69	38
87 ex. 8733	Engineering, accounting, research, management, and related services (except noncommercial research organizations)	30	19 548	8 579	2 144	642
871	Engineering, architectural, and surveying services	9	5 876	2 762	699	110
872	Accounting, auditing, and bookkeeping services	14	3 302	1 573	420	110
873 ex. 8733	Research, development, and testing services (except noncommercial research organizations)	2	(D)	(D)	(D)	BB
874	Management and public relations services	5	(D)	(D)	(D)	EE
89	Services, n.e.c.	—	—	—	—	—
MEDINA COUNTY						
	Total	788	292 287	119 393	27 331	6 768
70 ex. 704	Hotels, rooming houses, camps, and other lodging places (except membership lodging)	16	5 909	1 222	245	221
7011	Hotels and motels	9	(D)	(D)	(D)	CC
7011 pt.	Hotels	2	(D)	(D)	(D)	BB
7011 pt.	Motels, motor hotels, and tourist courts	7	(D)	(D)	(D)	CC
702, 3	Other lodging places	7	(D)	(D)	(D)	AA
72	Personal services	86	13 583	5 160	1 183	502
721	Laundry, cleaning, and garment services	17	2 577	777	191	88
7211	Power laundries, family and commercial*	1	(D)	(D)	(D)	BB
7213	Linen supply*	—	—	—	—	—
7215	Coin-operated laundries and drycleaning	6	834	177	40	29
7216	Drycleaning plants, except rug cleaning*	5	804	289	64	26
7217	Carpet and upholstery cleaning	4	(D)	(D)	(D)	AA
7218	Industrial laundriers*	—	—	—	—	—
7212, 9	Other laundry, cleaning, and garment services*	1	(D)	(D)	(D)	AA
722	Photographic studios, portrait	9	1 212	245	54	34
723, 4	Beauty and barber shops	45	6 515	3 217	706	304
723	Beauty shops	45	6 515	3 217	706	304
724	Barber shops	—	—	—	—	—
725	Shoe repair shops and shoeshine parlors	—	—	—	—	—
726	Funeral service and crematories	5	1 930	608	145	26
729	Miscellaneous personal services	10	1 349	313	87	50
73	Business services	133	67 980	31 480	6 966	1 825
731	Advertising	8	3 091	1 198	264	73
732	Consumer credit reporting agencies, mercantile reporting agencies, and adjustment and collection agencies	2	(D)	(D)	(D)	AA
733	Mailing, reproduction, commercial art and photography, and stenographic services	8	3 144	1 230	285	74
734	Services to dwellings and other buildings	32	2 629	1 008	209	149
735	Miscellaneous equipment rental and leasing	14	12 053	2 165	516	110
736	Personnel supply services	16	26 801	19 572	4 428	917
737	Computer programming, data processing, and other computer related services	21	12 228	2 932	463	70
7371, 2, 3	Computer programming, prepackaged software, and integrated systems	14	10 439	2 240	297	35
7374, 5, 6	Data processing services	3	(D)	(D)	(D)	AA
7377, 8, 9	Computer rental and leasing, maintenance, and related services, n.e.c.	4	(D)	(D)	(D)	BB
738	Miscellaneous business services	32	(D)	(D)	(D)	EE

Table 6. Summary Statistics for Firms Subject to Federal Income Tax for Counties With 350 Establishments or More: 1992 — Con.

[Includes only establishments with payroll. For meaning of abbreviations and symbols, see introductory text. For explanation of terms and comparability of 1987 and 1992 censuses, see appendix A. For information on geographic areas followed by ▲, see appendix F]

SIC code	Geographic area and kind of business or operation	Establishments (number)	Receipts (\$1,000)	Annual payroll (\$1,000)	First-quarter payroll (\$1,000)	Paid employees for pay period including March 12 (number)
MEDINA COUNTY — Con.						
75	Automotive repair, services, and parking	92	32 260	6 938	1 628	458
751	Automotive rental and leasing, without drivers	10	8 630	1 010	251	52
752	Automobile parking	1	(D)	(D)	(D)	AA
753	Automotive repair shops	63	18 679	4 518	1 063	259
7532	Top, body, and upholstery repair shops and paint shops	24	5 447	1 274	320	81
7538	General automotive repair shops	30	8 845	2 219	500	119
7533, 4, 6, 7, 9	Other automotive repair shops	9	4 387	1 025	243	59
754	Automotive services, except repair	18	(D)	(D)	(D)	CC
76	Miscellaneous repair services	50	18 988	5 883	1 445	288
762	Electrical repair shops	13	3 180	987	245	45
7622	Radio and television repair shops	—	—	—	—	—
7623, 9	Other electrical and electronic repair shops	13	3 180	987	245	45
763	Watch, clock, and jewelry repair	1	(D)	(D)	(D)	AA
764	Reupholstery and furniture repair	3	(D)	(D)	(D)	BB
769	Miscellaneous repair and related services	33	(D)	(D)	(D)	CC
78, 79, 84	Amusement and recreation services, including motion pictures and museums	62	19 621	5 420	1 048	443
781, 2	Motion picture production, distribution, and services	1	(D)	(D)	(D)	AA
783	Motion picture theaters	4	(D)	(D)	(D)	BB
784	Video tape rental	10	(D)	(D)	(D)	BB
792	Theatrical producers (except motion picture), bands, orchestras, and entertainers	2	(D)	(D)	(D)	AA
793	Bowling centers	4	1 686	452	142	68
79 ex. 792, 3; 84	Commercial sports and other amusement and recreation services, including museums	41	14 587	4 326	765	295
80	Health services	187	96 068	47 515	11 103	2 223
801	Offices and clinics of doctors of medicine	79	31 194	16 677	3 165	409
802	Offices and clinics of dentists	50	14 662	6 122	1 414	267
803	Offices and clinics of doctors of osteopathy	3	(D)	(D)	(D)	AA
804	Offices and clinics of other health practitioners	33	8 431	3 214	783	163
805	Nursing and personal care facilities	13	37 060	18 513	5 236	1 283
806	Hospitals	—	—	—	—	—
807, 8, 9	Other health services	9	(D)	(D)	(D)	BB
81	Legal services	39	7 561	2 927	665	126
823, 4, 9	Selected educational services	8	(D)	(D)	(D)	BB
83	Social services	20	3 687	1 534	363	229
835	Child day care services	15	3 007	1 301	313	185
832, 3, 6, 9	Other social services	5	680	233	50	44
87 ex. 8733	Engineering, accounting, research, management, and related services (except noncommercial research organizations)	93	24 443	10 584	2 513	411
871	Engineering, architectural, and surveying services	27	9 423	4 713	1 130	159
872	Accounting, auditing, and bookkeeping services	35	4 995	2 448	528	108
873 ex. 8733	Research, development, and testing services (except noncommercial research organizations)	3	1 174	362	98	20
874	Management and public relations services	28	8 851	3 061	757	124
89	Services, n.e.c.	2	(D)	(D)	(D)	AA
MIAMI COUNTY						
	Total	501	178 024	72 436	15 450	3 897
70 ex. 704	Hotels, rooming houses, camps, and other lodging places (except membership lodging)	10	(D)	(D)	(D)	CC
7011	Hotels and motels	8	5 055	1 420	334	177
7011 pt.	Hotels	2	(D)	(D)	(D)	BB
7011 pt.	Motels, motor hotels, and tourist courts	6	(D)	(D)	(D)	CC
702, 3	Other lodging places	2	(D)	(D)	(D)	AA
72	Personal services	77	10 466	3 319	737	352
721	Laundry, cleaning, and garment services	19	2 610	1 000	216	102
7211	Power laundries, family and commercial*	—	—	—	—	—
7213	Linen supply*	—	—	—	—	—
7215	Coin-operated laundries and drycleaning	5	(D)	(D)	(D)	BB
7216	Drycleaning plants, except rug cleaning*	8	1 598	564	133	62
7217	Carpet and upholstery cleaning	5	467	198	24	12
7218	Industrial launderers*	—	—	—	—	—
7212, 9	Other laundry, cleaning, and garment services*	1	(D)	(D)	(D)	AA
722	Photographic studios, portrait	7	876	164	36	26
723, 4	Beauty and barber shops	34	2 566	1 033	247	110
723	Beauty shops	34	2 566	1 033	247	110
724	Barber shops	—	—	—	—	—
725	Shoe repair shops and shoeshine parlors	—	—	—	—	—
726	Funeral service and crematories	9	3 707	962	182	52
729	Miscellaneous personal services	8	707	160	56	62

Table 6. Summary Statistics for Firms Subject to Federal Income Tax for Counties With 350 Establishments or More: 1992 — Con.

[Includes only establishments with payroll. For meaning of abbreviations and symbols, see introductory text. For explanation of terms and comparability of 1987 and 1992 censuses, see appendix A. For information on geographic areas followed by ▲, see appendix F]

SIC code	Geographic area and kind of business or operation	Establishments (number)	Receipts (\$1,000)	Annual payroll (\$1,000)	First-quarter payroll (\$1,000)	Paid employees for pay period including March 12 (number)
MIAMI COUNTY — Con.						
73	Business services	58	29 351	10 826	2 366	914
731	Advertising	2	(D)	(D)	(D)	AA
732	Consumer credit reporting agencies, mercantile reporting agencies, and adjustment and collection agencies	—	—	—	—	—
733	Mailing, reproduction, commercial art and photography, and stenographic services	4	183	62	16	3
734	Services to dwellings and other buildings	21	8 943	2 452	491	184
735	Miscellaneous equipment rental and leasing	9	7 034	1 281	279	71
736	Personnel supply services	7	6 779	4 931	1 142	524
737	Computer programming, data processing, and other computer related services	3	(D)	(D)	(D)	AA
7371, 2, 3	Computer programming, prepackaged software, and integrated systems	2	(D)	(D)	(D)	AA
7374, 5, 6	Data processing services	—	—	—	—	—
7377, 8, 9	Computer rental and leasing, maintenance, and related services, n.e.c.	1	(D)	(D)	(D)	AA
738	Miscellaneous business services	12	(D)	(D)	(D)	CC
75	Automotive repair, services, and parking	58	14 006	3 434	797	306
751	Automotive rental and leasing, without drivers	2	(D)	(D)	(D)	AA
752	Automobile parking	—	—	—	—	—
753	Automotive repair shops	48	11 261	2 691	639	150
7532	Top, body, and upholstery repair shops and paint shops	20	5 439	1 231	279	60
7538	General automotive repair shops	19	4 198	1 032	258	62
7533, 4, 6, 7, 9	Other automotive repair shops	9	1 624	428	102	28
754	Automotive services, except repair	8	(D)	(D)	(D)	CC
76	Miscellaneous repair services	21	11 538	3 137	731	189
762	Electrical repair shops	7	(D)	(D)	(D)	BB
7622	Radio and television repair shops	3	(D)	(D)	(D)	AA
7623, 9	Other electrical and electronic repair shops	4	(D)	(D)	(D)	BB
763	Watch, clock, and jewelry repair	1	(D)	(D)	(D)	AA
764	Reupholstery and furniture repair	3	(D)	(D)	(D)	AA
769	Miscellaneous repair and related services	10	(D)	(D)	(D)	CC
78, 79, 84	Amusement and recreation services, including motion pictures and museums	33	7 271	1 437	328	203
781, 2	Motion picture production, distribution, and services	—	—	—	—	—
783	Motion picture theaters	4	(D)	(D)	(D)	BB
784	Video tape rental	9	1 048	291	63	62
792	Theatrical producers (except motion picture), bands, orchestras, and entertainers	—	—	—	—	—
793	Bowling centers	7	(D)	(D)	(D)	BB
79 ex. 792, 3; 84	Commercial sports and other amusement and recreation services, including museums	13	3 004	598	129	70
80	Health services	151	73 492	37 540	7 822	1 303
801	Offices and clinics of doctors of medicine	68	34 007	19 699	3 842	416
802	Offices and clinics of dentists	36	11 555	5 055	994	218
803	Offices and clinics of doctors of osteopathy	9	(D)	(D)	(D)	BB
804	Offices and clinics of other health practitioners	29	7 815	2 855	711	97
805	Nursing and personal care facilities	4	12 283	5 201	1 283	401
806	Hospitals	—	—	—	—	—
807, 8, 9	Other health services	5	(D)	(D)	(D)	CC
81	Legal services	32	11 525	5 288	1 112	176
823, 4, 9	Selected educational services	4	166	51	14	16
83	Social services	11	1 289	411	96	53
835	Child day care services	6	502	184	39	25
832, 3, 6, 9	Other social services	5	787	227	57	28
87 ex. 8733	Engineering, accounting, research, management, and related services (except noncommercial research organizations)	42	12 728	5 200	1 035	194
871	Engineering, architectural, and surveying services	7	(D)	(D)	(D)	BB
872	Accounting, auditing, and bookkeeping services	22	4 977	2 405	524	120
873 ex. 8733	Research, development, and testing services (except noncommercial research organizations)	1	(D)	(D)	(D)	AA
874	Management and public relations services	12	5 497	1 968	336	42
89	Services, n.e.c.	4	(D)	(D)	(D)	AA

Table 6. Summary Statistics for Firms Subject to Federal Income Tax for Counties With 350 Establishments or More: 1992 — Con.

[Includes only establishments with payroll. For meaning of abbreviations and symbols, see introductory text. For explanation of terms and comparability of 1987 and 1992 censuses, see appendix A. For information on geographic areas followed by ▲, see appendix F]

SIC code	Geographic area and kind of business or operation	Establishments (number)	Receipts (\$1,000)	Annual payroll (\$1,000)	First-quarter payroll (\$1,000)	Paid employees for pay period including March 12 (number)
MONTGOMERY COUNTY						
	Total	4 162	3 163 770	1 242 934	283 166	51 388
70 ex. 704	Hotels, rooming houses, camps, and other lodging places (except membership lodging)	60	(D)	(D)	(D)	GG
7011	Hotels and motels	57	72 988	18 241	4 281	1 865
7011 pt.	Hotels	23	55 812	14 395	3 382	1 386
7011 pt.	Hotels, 25 guestrooms or more	21	(D)	(D)	(D)	GG
7011 pt.	Hotels, less than 25 guestrooms	2	(D)	(D)	(D)	AA
7011 pt.	Motels, motor hotels, and tourist courts	34	17 176	3 846	899	479
7011 pt.	Motels, tourist courts	30	(D)	(D)	(D)	EE
7011 pt.	Motor hotels	4	(D)	(D)	(D)	BB
702, 3	Other lodging places	3	(D)	(D)	(D)	AA
702	Rooming and boarding houses	2	(D)	(D)	(D)	AA
703	Camps and recreational vehicle parks	1	(D)	(D)	(D)	AA
72	Personal services	471	141 363	54 534	12 999	4 350
721	Laundry, cleaning, and garment services	134	67 164	27 353	6 304	1 765
7211	Power laundries, family and commercial*	4	(D)	(D)	(D)	BB
7213	Linen supply*	3	(D)	(D)	(D)	EE
7215	Coin-operated laundries and drycleaning	30	7 753	2 153	439	162
7216	Drycleaning plants, except rug cleaning*	54	14 068	5 590	1 252	495
7217	Carpet and upholstery cleaning	22	3 203	1 015	205	93
7218	Industrial laundriers*	6	(D)	(D)	(D)	FF
7212, 9	Other laundry, cleaning, and garment services*	15	(D)	(D)	(D)	BB
7212	Garment pressing, and agents for laundries and drycleaners	9	1 820	555	133	55
7219	Laundry and garment services, n.e.c.*	6	(D)	(D)	(D)	AA
722	Photographic studios, portrait	33	8 165	2 337	581	205
723, 4	Beauty and barber shops	190	32 753	15 424	3 652	1 259
723	Beauty shops	178	(D)	(D)	(D)	GG
724	Barber shops	12	(D)	(D)	(D)	BB
725	Shoe repair shops and shoeshine parlors	8	(D)	(D)	(D)	AA
726	Funeral service and crematories	38	18 080	4 681	1 037	215
729	Miscellaneous personal services	68	(D)	(D)	(D)	FF
7291	Tax return preparation services	11	2 985	1 626	737	561
7299	Miscellaneous personal services, n.e.c.	57	(D)	(D)	(D)	EE
73	Business services	752	1 089 413	386 843	95 139	17 285
731	Advertising	44	60 117	17 137	4 242	588
7311	Advertising agencies	37	21 108	8 495	2 041	262
7312	Outdoor advertising services	2	(D)	(D)	(D)	BB
7313	Radio, television, publishers' advertising representatives	2	(D)	(D)	(D)	EE
7319	Advertising, n.e.c.	3	(D)	(D)	(D)	AA
732	Consumer credit reporting agencies, mercantile reporting agencies, and adjustment and collection agencies	22	22 565	7 052	1 706	383
7322	Adjustment and collection services	17	(D)	(D)	(D)	EE
7323	Credit reporting services	5	(D)	(D)	(D)	CC
733	Mailing, reproduction, commercial art and photography, and stenographic services	79	53 201	16 921	3 826	638
7331	Direct mail advertising services	7	(D)	(D)	(D)	CC
7334	Photocopying and duplicating services	10	(D)	(D)	(D)	BB
7335, 6	Commercial photography, art, and graphics	47	28 893	9 902	2 166	344
7335	Commercial photography	13	(D)	(D)	(D)	BB
7336	Commercial art and graphic design	34	(D)	(D)	(D)	EE
7338	Secretarial and court reporting services	15	4 010	2 072	411	87
734	Services to dwellings and other buildings	134	41 351	17 867	3 972	1 813
7342	Disinfecting and pest control services	16	(D)	(D)	(D)	CC
7349	Building cleaning and maintenance services, n.e.c.	118	(D)	(D)	(D)	GG
735	Miscellaneous equipment rental and leasing	50	31 304	6 156	1 311	268
7352	Medical equipment rental and leasing	8	(D)	(D)	(D)	BB
7353	Heavy construction equipment rental and leasing	4	3 030	922	208	24
7359	Equipment rental and leasing, n.e.c.	38	(D)	(D)	(D)	CC
736	Personnel supply services	85	91 298	56 560	12 967	4 629
7361	Employment agencies	27	5 515	2 849	716	113
7363	Help supply services	58	85 783	53 711	12 251	4 516
7363 pt.	Temporary help supply	52	(D)	(D)	(D)	HH
7363 pt.	Help supply, except temporary	6	(D)	(D)	(D)	CC
737	Computer programming, data processing, and other computer related services	155	662 462	207 861	53 597	5 566
7371, 2, 3	Computer programming, prepackaged software, and integrated systems	87	211 705	67 540	15 549	1 661
7371	Computer programming services	55	(D)	(D)	(D)	FF
7372	Prepackaged software	12	(D)	(D)	(D)	CC
7373	Computer integrated systems	20	129 186	36 889	8 311	796
7374, 5, 6	Data processing services	34	432 180	132 765	36 232	3 661
7374, 5	Computer processing, information retrieval	29	(D)	(D)	(D)	HH
7376	Computer facilities management services	5	(D)	(D)	(D)	EE
7377, 8, 9	Computer rental and leasing, maintenance, and related services, n.e.c.	34	18 577	7 556	1 816	244
7377	Computer rental and leasing	1	(D)	(D)	(D)	AA
7378	Computer maintenance and repair	14	10 427	3 286	742	115
7379	Computer related services, n.e.c.	19	(D)	(D)	(D)	CC

Table 6. Summary Statistics for Firms Subject to Federal Income Tax for Counties With 350 Establishments or More: 1992 — Con.

[Includes only establishments with payroll. For meaning of abbreviations and symbols, see introductory text. For explanation of terms and comparability of 1987 and 1992 censuses, see appendix A. For information on geographic areas followed by ▲, see appendix F]

SIC code	Geographic area and kind of business or operation	Establishments (number)	Receipts (\$1,000)	Annual payroll (\$1,000)	First-quarter payroll (\$1,000)	Paid employees for pay period including March 12 (number)
MONTGOMERY COUNTY — Con.						
73	Business services—Con.					
738	Miscellaneous business services	183	127 115	57 289	13 518	3 400
7381, 2	Detective agencies and protective services	56	46 189	23 799	5 732	1 787
7381	Detective, guard, and armored car services	39	(D)	(D)	(D)	CG
7382	Security systems services	16	(D)	(D)	(D)	CC
7383	News syndicates	1	(D)	(D)	(D)	AA
7384	Photofinishing laboratories*	12	3 809	1 611	450	108
7389	Business services, n.e.c.	115	(D)	(D)	(D)	GG
7389 pt.	Sign painting shops	7	1 002	410	105	27
7389 pt.	Interior designing	11	(D)	(D)	(D)	BB
7389 pt.	Telephone answering services	5	(D)	(D)	(D)	BB
7389 pt.	Other business services	92	71 974	30 233	6 944	1 384
75	Automotive repair, services, and parking	409	165 292	37 960	9 095	2 467
751	Automotive rental and leasing, without drivers	39	(D)	(D)	(D)	EE
7513	Truck rental and leasing, without drivers	11	(D)	(D)	(D)	BB
7514, 5	Passenger car rental and leasing	26	38 983	4 239	1 033	353
7514	Passenger car rental	19	(D)	(D)	(D)	EE
7515	Passenger car leasing	7	(D)	(D)	(D)	BB
7519	Utility trailer and recreational vehicle rental	2	(D)	(D)	(D)	AA
752	Automobile parking	59	(D)	(D)	(D)	CC
753	Automotive repair shops	246	84 302	24 208	5 821	1 235
7532	Top, body, and upholstery repair shops and paint shops	65	20 430	6 259	1 493	305
7532 pt.	Top and body repair shops	56	18 519	5 717	1 399	276
7532 pt.	Paint shops	9	1 911	542	94	29
7538	General automotive repair shops	111	32 018	9 090	2 237	484
7538 pt.	General automotive repair shops, except diesel	99	26 735	7 190	1 760	392
7538 pt.	Diesel repair shops	12	5 283	1 900	477	92
7533, 4, 6, 7, 9	Other automotive repair shops	70	31 854	8 859	2 091	446
7533	Automotive exhaust system repair shops	18	9 611	2 200	465	104
7534	Tire retreading and repair shops	3	1 131	251	56	16
7536	Automotive glass replacement shops	12	(D)	(D)	(D)	BB
7537	Automotive transmission repair shops	17	3 882	1 202	360	69
7539	Automotive repair shops, n.e.c.	20	(D)	(D)	(D)	CC
7539 pt.	Radiator repair	6	1 215	361	87	18
7539 pt.	Brake, front end, and wheel alignment	6	(D)	(D)	(D)	BB
7539 pt.	Automotive electrical and fuel system services	4	1 464	459	114	23
7539 pt.	Other automotive repair shops, n.e.c.	4	8 536	2 824	645	147
754	Automotive services, except repair	65	18 263	6 000	1 393	615
7542	Carwashes	29	7 187	2 262	562	377
7549	Automotive services, except repair and carwashes	36	11 076	3 738	831	238
76	Miscellaneous repair services	162	94 542	31 580	7 474	1 450
762	Electrical repair shops	53	41 948	13 882	3 298	598
7622	Radio and television repair shops	18	(D)	(D)	(D)	CC
7623, 9	Other electrical and electronic repair shops	35	(D)	(D)	(D)	EE
7623	Refrigeration and air-conditioning service and repair shops	9	(D)	(D)	(D)	BB
7629	Electrical and electronic repair shops, n.e.c.	26	(D)	(D)	(D)	EE
763	Watch, clock, and jewelry repair	8	(D)	(D)	(D)	BB
764	Reupholstery and furniture repair	13	1 365	400	92	32
769	Miscellaneous repair and related services	88	(D)	(D)	(D)	FF
7692	Welding repair	7	3 783	1 462	318	56
7694	Armature rewinding shops	4	(D)	(D)	(D)	BB
7699	Repair shops and related services, n.e.c.	77	(D)	(D)	(D)	FF
78, 79, 84	Amusement and recreation services, including motion pictures and museums	239	88 090	21 206	5 060	2 134
781, 2	Motion picture production, distribution, and services	15	(D)	(D)	(D)	BB
783	Motion picture theaters	23	(D)	(D)	(D)	EE
7832	Motion picture theaters, except drive-in	20	(D)	(D)	(D)	EE
7833	Drive-in motion picture theaters	3	(D)	(D)	(D)	BB
784	Video tape rental	43	12 708	2 221	530	322
792	Theatrical producers (except motion picture), bands, orchestras, and entertainers	12	(D)	(D)	(D)	BB
7922	Theatrical producers (except motion picture) and miscellaneous theatrical services	5	(D)	(D)	(D)	AA
7929	Bands, orchestras, actors, and other entertainers and entertainment groups	7	2 062	965	218	70
793	Bowling centers	20	11 444	3 321	975	389
79 ex. 792, 3, 84	Commercial sports and other amusement and recreation services, including museums	126	40 908	10 926	2 429	948
794	Commercial sports	9	1 404	364	127	31
7941	Professional sports clubs, managers, promoters	4	(D)	(D)	(D)	BB
7948	Racing, including track operation	5	(D)	(D)	(D)	AA
79 ex. 792, 3, 4, 84	Other amusement and recreation services, including museums	117	39 504	10 562	2 302	917
791	Dance studios, schools, and halls	11	1 180	377	78	44
7991	Physical fitness facilities	29	11 018	2 673	686	328
7992	Public golf courses	8	4 401	1 161	143	28
7993	Coin-operated amusement devices	11	6 318	1 265	294	76
7996	Amusement parks	—	—	—	—	—
7997	Membership sports and recreation clubs	19	8 979	3 695	806	250
7999, 84	Amusement and recreation services, including museums, n.e.c.	39	7 608	1 391	295	191
7999 pt.	Concession operators of amusement devices and rides	2	(D)	(D)	(D)	AA
7999 pt.	Carnivals, circuses, and fairs	1	(D)	(D)	(D)	AA
7999 pt., 84	Other recreation and amusements, including museums	36	(D)	(D)	(D)	CC

Table 6. Summary Statistics for Firms Subject to Federal Income Tax for Counties With 350 Establishments or More: 1992 — Con.

[Includes only establishments with payroll. For meaning of abbreviations and symbols, see introductory text. For explanation of terms and comparability of 1987 and 1992 censuses, see appendix A. For information on geographic areas followed by ▲, see appendix F]

SIC code	Geographic area and kind of business or operation	Establishments (number)	Receipts (\$1,000)	Annual payroll (\$1,000)	First-quarter payroll (\$1,000)	Paid employees for pay period including March 12 (number)
MONTGOMERY COUNTY — Con.						
80	Health services	1 106	853 599	427 459	87 490	12 438
801	Offices and clinics of doctors of medicine	475	465 547	274 292	52 762	4 430
8011 pt.	Offices of doctors of medicine	451	448 253	267 418	50 973	4 213
8011 pt.	General medical clinics	24	17 294	6 874	1 789	217
802	Offices and clinics of dentists	250	82 174	32 666	7 086	1 477
803	Offices and clinics of doctors of osteopathy	87	53 667	27 351	5 515	546
804	Offices and clinics of other health practitioners	154	44 185	14 525	3 174	685
8041	Offices and clinics of chiropractors	43	13 988	3 132	624	173
8042	Offices and clinics of optometrists	39	13 845	4 825	1 078	217
8043	Offices and clinics of podiatrists	17	4 150	1 325	352	51
8049	Offices and clinics of health practitioners, n.e.c.	55	12 202	5 243	1 120	244
805	Nursing and personal care facilities	40	88 342	37 108	8 752	2 782
8051	Skilled nursing care facilities	22	64 253	25 412	6 092	2 031
8052	Intermediate care facilities	7	(D)	(D)	(D)	FF
8059	Nursing and personal care facilities, n.e.c.	11	(D)	(D)	(D)	CC
806	Hospitals	2	(D)	(D)	(D)	CC
8062	General medical and surgical hospitals	—	—	—	—	—
8063, 9	Specialty hospitals	2	(D)	(D)	(D)	CC
807, 8, 9	Other health services	98	(D)	(D)	(D)	GG
807	Medical and dental laboratories	51	56 089	17 491	4 315	863
8071	Medical laboratories	27	49 182	14 384	3 546	707
8072	Dental laboratories	24	6 907	3 107	769	156
808	Home health care services	21	(D)	(D)	(D)	GG
809	Miscellaneous health and allied services, n.e.c.	26	(D)	(D)	(D)	EE
8092	Kidney dialysis centers	4	(D)	(D)	(D)	BB
8093	Specialty outpatient facilities, n.e.c.	18	(D)	(D)	(D)	CC
8099	Health and allied services, n.e.c.	4	(D)	(D)	(D)	BB
81	Legal services	281	135 252	55 969	11 550	1 519
823, 4, 9	Selected educational services	34	11 818	4 628	1 037	320
823	Libraries	—	—	—	—	—
824	Vocational schools	9	(D)	(D)	(D)	CC
829	Schools and educational services, n.e.c.	25	(D)	(D)	(D)	CC
83	Social services	120	31 671	11 868	3 008	1 292
835	Child day care services	92	21 118	8 637	2 169	1 064
832, 3, 6, 9	Other social services	28	10 553	3 231	839	228
87 ex. 8733	Engineering, accounting, research, management, and related services (except noncommercial research organizations)	505	463 127	188 331	44 696	6 092
871	Engineering, architectural, and surveying services	162	205 174	87 864	19 888	2 499
8711	Engineering services	117	181 535	77 289	17 463	2 174
8712	Architectural services	38	20 992	9 327	2 161	271
8713	Surveying services	7	2 647	1 248	264	54
872	Accounting, auditing, and bookkeeping services	154	72 185	28 602	6 899	1 085
873 ex. 8733	Research, development, and testing services (except noncommercial research organizations)	38	109 905	40 777	10 728	1 262
8731	Commercial physical and biological research	19	89 950	32 873	8 902	863
8732	Commercial economic, sociological, and educational research	7	(D)	(D)	(D)	BB
8734	Testing laboratories	12	(D)	(D)	(D)	EE
874	Management and public relations services	151	75 863	31 088	7 181	1 246
8741	Management services	45	30 028	13 107	3 346	568
8742	Management consulting services	80	32 248	12 515	2 597	443
8743	Public relations services	8	(D)	(D)	(D)	CC
8744	Facilities support management services	1	(D)	(D)	(D)	BB
8748	Business consulting services, n.e.c.	17	(D)	(D)	(D)	BB
89	Services, n.e.c.	23	(D)	(D)	(D)	CC
MUSKINGUM COUNTY						
	Total	469	207 025	80 387	17 817	3 998
70 ex. 704	Hotels, rooming houses, camps, and other lodging places (except membership lodging)	9	(D)	(D)	(D)	CC
7011	Hotels and motels	7	5 683	1 604	351	144
7011 pt.	Hotels	—	—	—	—	—
7011 pt.	Motels, motor hotels, and tourist courts	7	5 683	1 604	351	144
702, 3	Other lodging places	2	(D)	(D)	(D)	AA

Table 6. Summary Statistics for Firms Subject to Federal Income Tax for Counties With 350 Establishments or More: 1992 — Con.

[Includes only establishments with payroll. For meaning of abbreviations and symbols, see introductory text. For explanation of terms and comparability of 1987 and 1992 censuses, see appendix A. For information on geographic areas followed by ▲, see appendix F]

SIC code	Geographic area and kind of business or operation	Establishments (number)	Receipts (\$1,000)	Annual payroll (\$1,000)	First-quarter payroll (\$1,000)	Paid employees for pay period including March 12 (number)
MUSKINGUM COUNTY—Con.						
72	Personal services -----	79	15 396	4 993	1 320	506
721	Laundry, cleaning, and garment services -----	15	7 253	2 188	568	229
7211	Power laundries, family and commercial* -----	2	(D)	(D)	(D)	CC
7213	Linen supply* -----	1	(D)	(D)	(D)	BB
7215	Coin-operated laundries and drycleaning -----	6	740	91	22	14
7216	Drycleaning plants, except rug cleaning* -----	3	(D)	(D)	(D)	BB
7217	Carpet and upholstery cleaning -----	3	449	160	26	10
7218	Industrial launderers* -----	—	—	—	—	—
7212, 9	Other laundry, cleaning, and garment services* -----	—	—	—	—	—
722	Photographic studios, portrait -----	8	994	206	38	25
723, 4	Beauty and barber shops -----	32	2 915	1 226	288	151
723	Beauty shops -----	32	2 915	1 226	288	151
724	Barber shops -----	—	—	—	—	—
725	Shoe repair shops and shoeshine parlors -----	1	(D)	(D)	(D)	AA
726	Funeral service and crematories -----	12	3 548	1 153	351	52
729	Miscellaneous personal services -----	11	(D)	(D)	(D)	BB
73	Business services -----	57	34 380	11 788	2 775	885
731	Advertising -----	4	1 895	412	97	24
732	Consumer credit reporting agencies, mercantile reporting agencies, and adjustment and collection agencies -----	3	(D)	(D)	(D)	AA
733	Mailing, reproduction, commercial art and photography, and stenographic services -----	1	(D)	(D)	(D)	AA
734	Services to dwellings and other buildings -----	12	1 326	529	111	76
735	Miscellaneous equipment rental and leasing -----	9	4 682	887	194	46
736	Personnel supply services -----	6	6 178	4 502	981	454
737	Computer programming, data processing, and other computer related services -----	7	2 105	770	187	33
7371, 2, 3	Computer programming, prepackaged software, and integrated systems -----	3	(D)	(D)	(D)	AA
7374, 5, 6	Data processing services -----	2	(D)	(D)	(D)	AA
7377, 8, 9	Computer rental and leasing, maintenance, and related services, n.e.c. -----	2	(D)	(D)	(D)	AA
738	Miscellaneous business services -----	15	17 240	4 369	1 133	232
75	Automotive repair, services, and parking -----	54	21 787	5 971	1 366	306
751	Automotive rental and leasing, without drivers -----	3	(D)	(D)	(D)	AA
752	Automobile parking -----	3	63	19	6	5
753	Automotive repair shops -----	37	18 345	5 100	1 158	236
7532	Top, body, and upholstery repair shops and paint shops -----	9	2 690	555	107	27
7538	General automotive repair shops -----	14	6 146	2 068	502	102
7533, 4, 6, 7, 9	Other automotive repair shops -----	14	9 509	2 477	549	107
754	Automotive services, except repair -----	11	(D)	(D)	(D)	BB
76	Miscellaneous repair services -----	28	9 605	2 868	678	130
762	Electrical repair shops -----	7	2 086	853	190	43
7622	Radio and television repair shops -----	1	(D)	(D)	(D)	AA
7623, 9	Other electrical and electronic repair shops -----	6	(D)	(D)	(D)	BB
763	Watch, clock, and jewelry repair -----	—	—	—	—	—
764	Reupholstery and furniture repair -----	3	(D)	(D)	(D)	AA
769	Miscellaneous repair and related services -----	18	(D)	(D)	(D)	BB
78, 79, 84	Amusement and recreation services, including motion pictures and museums -----	42	15 382	2 561	481	236
781, 2	Motion picture production, distribution, and services -----	1	(D)	(D)	(D)	AA
783	Motion picture theaters -----	1	(D)	(D)	(D)	BB
784	Video tape rental -----	8	1 733	301	72	42
792	Theatrical producers (except motion picture), bands, orchestras, and entertainers -----	2	(D)	(D)	(D)	AA
793	Bowling centers -----	1	(D)	(D)	(D)	BB
79 ex. 792, 3, 84	Commercial sports and other amusement and recreation services, including museums -----	29	7 142	1 375	227	125
80	Health services -----	131	83 155	42 188	9 190	1 391
801	Offices and clinics of doctors of medicine -----	65	47 847	27 508	5 392	504
802	Offices and clinics of dentists -----	31	9 116	3 818	844	170
803	Offices and clinics of doctors of osteopathy -----	4	2 479	1 307	184	21
804	Offices and clinics of other health practitioners -----	20	4 694	1 381	297	77
805	Nursing and personal care facilities -----	5	(D)	(D)	(D)	FF
806	Hospitals -----	—	—	—	—	—
807, 8, 9	Other health services -----	6	(D)	(D)	(D)	BB
81	Legal services -----	18	9 228	3 568	563	118
823, 4, 9	Selected educational services -----	2	(D)	(D)	(D)	BB
83	Social services -----	16	(D)	(D)	(D)	CC
835	Child day care services -----	8	(D)	(D)	(D)	BB
832, 3, 6, 9	Other social services -----	8	1 291	565	132	51

Table 6. Summary Statistics for Firms Subject to Federal Income Tax for Counties With 350 Establishments or More: 1992 — Con.

[Includes only establishments with payroll. For meaning of abbreviations and symbols, see introductory text. For explanation of terms and comparability of 1987 and 1992 censuses, see appendix A. For information on geographic areas followed by ▲, see appendix F]

SIC code	Geographic area and kind of business or operation	Establishments (number)	Receipts (\$1,000)	Annual payroll (\$1,000)	First-quarter payroll (\$1,000)	Paid employees for pay period including March 12 (number)
MUSKINGUM COUNTY—Con.						
87 ex. 8733	Engineering, accounting, research, management, and related services (except noncommercial research organizations) -----	33	8 940	3 552	823	141
871	Engineering, architectural, and surveying services -----	11	(D)	(D)	(D)	BB
872	Accounting, auditing, and bookkeeping services -----	14	3 498	1 610	383	67
873 ex. 8733	Research, development, and testing services (except noncommercial research organizations) -----	1	(D)	(D)	(D)	AA
874	Management and public relations services -----	7	(D)	(D)	(D)	BB
89	Services, n.e.c. -----	-	-	-	-	-
PORTAGE COUNTY						
	Total -----	637	257 714	89 636	18 559	4 796
70 ex. 704	Hotels, rooming houses, camps, and other lodging places (except membership lodging) -----	19	12 183	3 259	763	357
7011	Hotels and motels -----	11	10 749	2 862	701	325
7011 pt.	Hotels -----	4	5 489	1 691	403	173
7011 pt.	Motels, motor hotels, and tourist courts -----	7	5 260	1 171	298	152
702, 3	Other lodging places -----	8	1 434	397	62	32
72	Personal services -----	83	14 607	5 084	1 179	477
721	Laundry, cleaning, and garment services -----	19	2 428	749	173	102
7211	Power laundries, family and commercial* -----	-	-	-	-	-
7213	Linen supply* -----	-	-	-	-	-
7215	Coin-operated laundries and drycleaning -----	8	619	119	30	30
7216	Drycleaning plants, except rug cleaning* -----	7	1 609	586	126	59
7217	Carpet and upholstery cleaning -----	2	(D)	(D)	(D)	AA
7218	Industrial laundries* -----	-	-	-	-	-
7212, 9	Other laundry, cleaning, and garment services* -----	2	(D)	(D)	(D)	AA
722	Photographic studios, portrait -----	6	647	124	29	21
723, 4	Beauty and barber shops -----	37	7 142	3 302	774	284
723	Beauty shops -----	37	7 142	3 302	774	284
724	Barber shops -----	-	-	-	-	-
725	Shoe repair shops and shoeshine parlors -----	1	(D)	(D)	(D)	AA
726	Funeral service and crematories -----	8	3 364	711	161	38
729	Miscellaneous personal services -----	12	(D)	(D)	(D)	BB
73	Business services -----	83	20 469	6 628	1 564	564
731	Advertising -----	2	(D)	(D)	(D)	AA
732	Consumer credit reporting agencies, mercantile reporting agencies, and adjustment and collection agencies -----	2	(D)	(D)	(D)	AA
733	Mailing, reproduction, commercial art and photography, and stenographic services -----	11	1 616	353	90	41
734	Services to dwellings and other buildings -----	22	3 123	1 229	266	157
735	Miscellaneous equipment rental and leasing -----	11	5 083	883	205	41
736	Personnel supply services -----	10	2 716	2 248	568	148
737	Computer programming, data processing, and other computer related services -----	11	1 247	576	148	20
7371, 2, 3	Computer programming, prepackaged software, and integrated systems -----	7	(D)	(D)	(D)	AA
7374, 5, 6	Data processing services -----	4	(D)	(D)	(D)	AA
7377, 8, 9	Computer rental and leasing, maintenance, and related services, n.e.c. -----	-	-	-	-	-
738	Miscellaneous business services -----	14	(D)	(D)	(D)	CC
75	Automotive repair, services, and parking -----	72	21 088	5 202	1 333	305
751	Automotive rental and leasing, without drivers -----	7	(D)	(D)	(D)	AA
752	Automobile parking -----	-	-	-	-	-
753	Automotive repair shops -----	58	17 120	4 452	1 127	232
7532	Top, body, and upholstery repair shops and paint shops -----	21	6 424	1 962	526	89
7538	General automotive repair shops -----	29	7 242	1 880	455	111
7533, 4, 6, 7, 9	Other automotive repair shops -----	8	3 454	610	146	32
754	Automotive services, except repair -----	7	(D)	(D)	(D)	BB
76	Miscellaneous repair services -----	29	7 797	2 199	530	99
762	Electrical repair shops -----	8	2 502	817	187	27
7622	Radio and television repair shops -----	2	(D)	(D)	(D)	AA
7623, 9	Other electrical and electronic repair shops -----	6	(D)	(D)	(D)	BB
763	Watch, clock, and jewelry repair -----	-	-	-	-	-
764	Reupholstery and furniture repair -----	4	(D)	(D)	(D)	AA
769	Miscellaneous repair and related services -----	17	(D)	(D)	(D)	BB
78, 79, 84	Amusement and recreation services, including motion pictures and museums -----	70	76 134	20 724	2 825	902
781, 2	Motion picture production, distribution, and services -----	3	(D)	(D)	(D)	AA
783	Motion picture theaters -----	4	(D)	(D)	(D)	BB
784	Video tape rental -----	12	1 730	301	72	44
792	Theatrical producers (except motion picture), bands, orchestras, and entertainers -----	3	(D)	(D)	(D)	AA
793	Bowling centers -----	3	1 598	483	140	59
79 ex. 792, 3, 84	Commercial sports and other amusement and recreation services, including museums -----	45	69 530	19 218	2 449	715

Table 6. Summary Statistics for Firms Subject to Federal Income Tax for Counties With 350 Establishments or More: 1992 — Con.

[Includes only establishments with payroll. For meaning of abbreviations and symbols, see introductory text. For explanation of terms and comparability of 1987 and 1992 censuses, see appendix A. For information on geographic areas followed by ▲, see appendix F]

SIC code	Geographic area and kind of business or operation	Establishments (number)	Receipts (\$1,000)	Annual payroll (\$1,000)	First-quarter payroll (\$1,000)	Paid employees for pay period including March 12 (number)
PORTAGE COUNTY—Con.						
80	Health services	166	75 328	35 121	7 652	1 463
801	Offices and clinics of doctors of medicine	63	32 713	18 088	3 771	347
802	Offices and clinics of dentists	45	11 262	3 965	720	183
803	Offices and clinics of doctors of osteopathy	9	2 273	965	201	46
804	Offices and clinics of other health practitioners	28	8 406	3 221	782	151
805	Nursing and personal care facilities	6	18 293	7 685	1 890	565
806	Hospitals	—	—	—	—	—
807, 8, 9	Other health services	15	2 381	1 197	288	171
81	Legal services	38	7 318	1 708	368	101
823, 4, 9	Selected educational services	3	(D)	(D)	(D)	CC
83	Social services	9	1 490	674	142	77
835	Child day care services	5	973	496	103	58
832, 3, 6, 9	Other social services	4	517	178	39	19
87 ex. 8733	Engineering, accounting, research, management, and related services (except noncommercial research organizations)	63	16 329	6 398	1 554	336
871	Engineering, architectural, and surveying services	24	6 103	2 113	485	95
872	Accounting, auditing, and bookkeeping services	19	2 412	883	260	63
873 ex. 8733	Research, development, and testing services (except noncommercial research organizations)	4	1 997	242	40	11
874	Management and public relations services	16	5 817	3 160	769	167
89	Services, n.e.c.	2	(D)	(D)	(D)	AA
RICHLAND COUNTY						
	Total	777	330 774	127 312	27 932	8 377
70 ex. 704	Hotels, rooming houses, camps, and other lodging places (except membership lodging)	15	8 184	1 766	384	206
7011	Hotels and motels	12	(D)	(D)	(D)	CC
7011 pt.	Hotels	3	(D)	(D)	(D)	BB
7011 pt.	Motels, motor hotels, and tourist courts	9	(D)	(D)	(D)	CC
702, 3	Other lodging places	3	(D)	(D)	(D)	AA
72	Personal services	124	(D)	(D)	(D)	FF
721	Laundry, cleaning, and garment services	27	5 679	1 915	451	185
7211	Power laundries, family and commercial*	—	—	—	—	—
7213	Linen supply*	1	(D)	(D)	(D)	BB
7215	Coin-operated laundries and drycleaning	9	(D)	(D)	(D)	BB
7216	Drycleaning plants, except rug cleaning*	10	(D)	(D)	(D)	BB
7217	Carpet and upholstery cleaning	5	(D)	(D)	(D)	BB
7218	Industrial launderers*	1	(D)	(D)	(D)	AA
7212, 9	Other laundry, cleaning, and garment services*	1	(D)	(D)	(D)	AA
722	Photographic studios, portrait	13	(D)	(D)	(D)	BB
723, 4	Beauty and barber shops	44	5 911	2 345	560	242
723	Beauty shops	44	5 911	2 345	560	242
724	Barber shops	—	—	—	—	—
725	Shoe repair shops and shoeshine parlors	2	(D)	(D)	(D)	AA
726	Funeral service and crematories	10	(D)	(D)	(D)	BB
729	Miscellaneous personal services	28	(D)	(D)	(D)	CC
73	Business services	104	87 051	35 392	7 669	3 322
731	Advertising	9	(D)	(D)	(D)	BB
732	Consumer credit reporting agencies, mercantile reporting agencies, and adjustment and collection agencies	4	(D)	(D)	(D)	BB
733	Mailing, reproduction, commercial art and photography, and stenographic services	8	1 455	221	51	15
734	Services to dwellings and other buildings	21	13 564	8 892	2 036	1 207
735	Miscellaneous equipment rental and leasing	15	(D)	(D)	(D)	BB
736	Personnel supply services	14	(D)	(D)	(D)	GG
737	Computer programming, data processing, and other computer related services	8	(D)	(D)	(D)	BB
7371, 2, 3	Computer programming, prepackaged software, and integrated systems	4	5 192	1 311	321	44
7374, 5, 6	Data processing services	2	(D)	(D)	(D)	AA
7377, 8, 9	Computer rental and leasing, maintenance, and related services, n.e.c.	2	(D)	(D)	(D)	BB
738	Miscellaneous business services	25	(D)	(D)	(D)	FF
75	Automotive repair, services, and parking	91	27 363	6 650	1 561	448
751	Automotive rental and leasing, without drivers	2	(D)	(D)	(D)	AA
752	Automobile parking	2	(D)	(D)	(D)	AA
753	Automotive repair shops	71	23 651	5 589	1 284	327
7532	Top, body, and upholstery repair shops and paint shops	15	(D)	(D)	(D)	BB
7538	General automotive repair shops	31	12 065	2 309	526	166
7533, 4, 6, 7, 9	Other automotive repair shops	25	(D)	(D)	(D)	CC
754	Automotive services, except repair	16	(D)	(D)	(D)	CC

Table 6. Summary Statistics for Firms Subject to Federal Income Tax for Counties With 350 Establishments or More: 1992 — Con.

[Includes only establishments with payroll. For meaning of abbreviations and symbols, see introductory text. For explanation of terms and comparability of 1987 and 1992 censuses, see appendix A. For information on geographic areas followed by ▲, see appendix F]

SIC code	Geographic area and kind of business or operation	Establishments (number)	Receipts (\$1,000)	Annual payroll (\$1,000)	First-quarter payroll (\$1,000)	Paid employees for pay period including March 12 (number)
RICHLAND COUNTY — Con.						
76	Miscellaneous repair services -----	33	(D)	(D)	(D)	CC
762	Electrical repair shops -----	13	(D)	(D)	(D)	CC
7622	Radio and television repair shops -----	5	1 405	278	69	15
7623, 9	Other electrical and electronic repair shops -----	8	(D)	(D)	(D)	CC
763	Watch, clock, and jewelry repair -----	—	—	—	—	—
764	Reupholstery and furniture repair -----	3	(D)	(D)	(D)	AA
769	Miscellaneous repair and related services -----	17	(D)	(D)	(D)	BB
78, 79, 84	Amusement and recreation services, including motion pictures and museums -----	59	15 758	4 255	1 202	657
781, 2	Motion picture production, distribution, and services -----	1	(D)	(D)	(D)	AA
783	Motion picture theaters -----	5	(D)	(D)	(D)	BB
784	Video tape rental -----	14	(D)	(D)	(D)	BB
792	Theatrical producers (except motion picture), bands, orchestras, and entertainers -----	—	—	—	—	—
793	Bowling centers -----	5	(D)	(D)	(D)	BB
79 ex. 792, 3, 84	Commercial sports and other amusement and recreation services, including museums -----	34	8 829	2 808	860	422
80	Health services -----	218	117 083	52 880	11 400	2 149
801	Offices and clinics of doctors of medicine -----	85	56 522	27 433	5 630	595
802	Offices and clinics of dentists -----	51	14 551	5 962	1 179	271
803	Offices and clinics of doctors of osteopathy -----	4	(D)	(D)	(D)	AA
804	Offices and clinics of other health practitioners -----	47	11 300	3 374	736	171
805	Nursing and personal care facilities -----	15	19 205	9 231	2 230	764
806	Hospitals -----	1	(D)	(D)	(D)	CC
807, 8, 9	Other health services -----	15	(D)	(D)	(D)	CC
81	Legal services -----	46	13 105	4 305	930	183
823, 4, 9	Selected educational services -----	7	602	122	34	15
83	Social services -----	13	(D)	(D)	(D)	BB
835	Child day care services -----	4	(D)	(D)	(D)	BB
832, 3, 6, 9	Other social services -----	9	663	201	44	18
87 ex. 8733	Engineering, accounting, research, management, and related services (except noncommercial research organizations) -----	64	28 359	11 197	2 239	441
871	Engineering, architectural, and surveying services -----	19	13 953	6 918	1 246	209
872	Accounting, auditing, and bookkeeping services -----	30	(D)	(D)	(D)	CC
873 ex. 8733	Research, development, and testing services (except noncommercial research organizations) -----	2	(D)	(D)	(D)	AA
874	Management and public relations services -----	13	(D)	(D)	(D)	CC
89	Services, n.e.c. -----	3	(D)	(D)	(D)	AA
SANDUSKY COUNTY						
	Total -----	353	97 216	33 798	7 394	2 063
70 ex. 704	Hotels, rooming houses, camps, and other lodging places (except membership lodging) -----	13	4 551	1 053	200	108
7011	Hotels and motels -----	10	4 133	1 001	190	100
7011 pt.	Hotels -----	4	(D)	(D)	(D)	BB
7011 pt.	Motels, motor hotels, and tourist courts -----	6	(D)	(D)	(D)	BB
702, 3	Other lodging places -----	3	418	52	10	8
72	Personal services -----	48	12 792	4 318	981	349
721	Laundry, cleaning, and garment services -----	16	7 394	2 349	559	189
7211	Power laundries, family and commercial* -----	4	4 451	1 818	446	139
7213	Linen supply* -----	1	(D)	(D)	(D)	AA
7215	Coin-operated laundries and drycleaning -----	2	(D)	(D)	(D)	AA
7216	Drycleaning plants, except rug cleaning* -----	4	548	165	39	15
7217	Carpet and upholstery cleaning -----	3	504	177	27	13
7218	Industrial laundriers* -----	1	(D)	(D)	(D)	AA
7212, 9	Other laundry, cleaning, and garment services* -----	1	(D)	(D)	(D)	AA
722	Photographic studios, portrait -----	2	(D)	(D)	(D)	BB
723, 4	Beauty and barber shops -----	19	1 599	665	152	73
723	Beauty shops -----	19	1 599	665	152	73
724	Barber shops -----	—	—	—	—	—
725	Shoe repair shops and shoeshine parlors -----	1	(D)	(D)	(D)	AA
726	Funeral service and crematories -----	7	2 335	598	127	28
729	Miscellaneous personal services -----	3	(D)	(D)	(D)	AA

SERVICE INDUSTRIES—GEOGRAPHIC AREA SERIES

Table 6. Summary Statistics for Firms Subject to Federal Income Tax for Counties With 350 Establishments or More: 1992 — Con.

[Includes only establishments with payroll. For meaning of abbreviations and symbols, see introductory text. For explanation of terms and comparability of 1987 and 1992 censuses, see appendix A. For information on geographic areas followed by ▲, see appendix F]

SIC code	Geographic area and kind of business or operation	Establishments (number)	Receipts (\$1,000)	Annual payroll (\$1,000)	First-quarter payroll (\$1,000)	Paid employees for pay period including March 12 (number)
SANDUSKY COUNTY — Con.						
73	Business services	30	6 767	1 763	399	140
731	Advertising	1	(D)	(D)	(D)	AA
732	Consumer credit reporting agencies, mercantile reporting agencies, and adjustment and collection agencies	—	—	—	—	—
733	Mailing, reproduction, commercial art and photography, and stenographic services	4	1 167	209	48	15
734	Services to dwellings and other buildings	13	750	258	59	59
735	Miscellaneous equipment rental and leasing	4	1 208	285	57	19
736	Personnel supply services	1	(D)	(D)	(D)	AA
737	Computer programming, data processing, and other computer related services	2	(D)	(D)	(D)	AA
7371, 2, 3	Computer programming, prepackaged software, and integrated systems	—	—	—	—	—
7374, 5, 6	Data processing services	2	(D)	(D)	(D)	AA
7377, 8, 9	Computer rental and leasing, maintenance, and related services, n.e.c.	—	—	—	—	—
738	Miscellaneous business services	5	(D)	(D)	(D)	BB
75	Automotive repair, services, and parking	34	6 542	1 899	440	104
751	Automotive rental and leasing, without drivers	—	—	—	—	—
752	Automobile parking	—	—	—	—	—
753	Automotive repair shops	30	5 432	1 534	361	84
7532	Top, body, and upholstery repair shops and paint shops	9	1 252	446	107	23
7538	General automotive repair shops	16	2 669	785	179	44
7533, 4, 6, 7, 9	Other automotive repair shops	5	1 511	303	75	17
754	Automotive services, except repair	4	1 110	365	79	20
76	Miscellaneous repair services	15	3 182	1 022	226	62
762	Electrical repair shops	—	—	—	—	—
7622	Radio and television repair shops	—	—	—	—	—
7623, 9	Other electrical and electronic repair shops	—	—	—	—	—
763	Watch, clock, and jewelry repair	—	—	—	—	—
764	Reupholstery and furniture repair	2	(D)	(D)	(D)	AA
769	Miscellaneous repair and related services	13	(D)	(D)	(D)	BB
78, 79, 84	Amusement and recreation services, including motion pictures and museums	28	6 168	1 383	200	134
781, 2	Motion picture production, distribution, and services	—	—	—	—	—
783	Motion picture theaters	1	(D)	(D)	(D)	AA
784	Video tape rental	5	(D)	(D)	(D)	AA
792	Theatrical producers (except motion picture), bands, orchestras, and entertainers	—	—	—	—	—
793	Bowling centers	6	1 071	288	81	32
79 ex. 792, 3; 84	Commercial sports and other amusement and recreation services, including museums	16	3 898	844	72	69
80	Health services	100	41 646	17 606	3 839	894
801	Offices and clinics of doctors of medicine	36	15 515	7 746	1 411	172
802	Offices and clinics of dentists	26	5 934	1 681	380	101
803	Offices and clinics of doctors of osteopathy	7	3 004	1 573	421	52
804	Offices and clinics of other health practitioners	19	3 774	794	186	55
805	Nursing and personal care facilities	9	13 178	5 738	1 422	504
806	Hospitals	—	—	—	—	—
807, 8, 9	Other health services	3	241	74	19	10
81	Legal services	32	4 840	929	223	74
823, 4, 9	Selected educational services	1	(D)	(D)	(D)	AA
83	Social services	17	(D)	(D)	(D)	BB
835	Child day care services	2	(D)	(D)	(D)	AA
832, 3, 6, 9	Other social services	15	(D)	(D)	(D)	BB
87 ex. 8733	Engineering, accounting, research, management, and related services (except noncommercial research organizations)	34	8 928	3 191	761	154
871	Engineering, architectural, and surveying services	12	2 850	1 222	293	51
872	Accounting, auditing, and bookkeeping services	16	2 273	751	221	51
873 ex. 8733	Research, development, and testing services (except noncommercial research organizations)	2	(D)	(D)	(D)	AA
874	Management and public relations services	4	(D)	(D)	(D)	BB
89	Services, n.e.c.	1	(D)	(D)	(D)	AA

Table 6. Summary Statistics for Firms Subject to Federal Income Tax for Counties With 350 Establishments or More: 1992 — Con.

[Includes only establishments with payroll. For meaning of abbreviations and symbols, see introductory text. For explanation of terms and comparability of 1987 and 1992 censuses, see appendix A. For information on geographic areas followed by ▲, see appendix F]

SIC code	Geographic area and kind of business or operation	Establishments (number)	Receipts (\$1,000)	Annual payroll (\$1,000)	First-quarter payroll (\$1,000)	Paid employees for pay period including March 12 (number)
SCIOTO COUNTY						
	Total	365	124 148	50 093	11 182	2 949
70 ex. 704	Hotels, rooming houses, camps, and other lodging places (except membership lodging)	11	6 406	1 512	344	174
7011	Hotels and motels	9	(D)	(D)	(D)	CC
7011 pt.	Hotels	4	(D)	(D)	(D)	CC
7011 pt.	Motels, motor hotels, and tourist courts	5	(D)	(D)	(D)	BB
702, 3	Other lodging places	2	(D)	(D)	(D)	AA
72	Personal services	56	8 053	2 624	672	317
721	Laundry, cleaning, and garment services	14	1 349	522	121	53
7211	Power laundries, family and commercial*	—	—	—	—	—
7213	Linen supply*	—	—	—	—	—
7215	Coin-operated laundries and drycleaning	3	104	20	5	5
7216	Drycleaning plants, except rug cleaning*	6	964	413	98	35
7217	Carpet and upholstery cleaning	2	(D)	(D)	(D)	AA
7218	Industrial laundriers*	—	—	—	—	—
7212, 9	Other laundry, cleaning, and garment services*	3	(D)	(D)	(D)	AA
722	Photographic studios, portrait	6	714	108	26	16
723, 4	Beauty and barber shops	17	1 876	827	211	95
723	Beauty shops	17	1 876	827	211	95
724	Barber shops	—	—	—	—	—
725	Shoe repair shops and shoeshine parlors	—	—	—	—	—
726	Funeral service and crematories	11	3 276	742	155	43
729	Miscellaneous personal services	8	838	425	159	110
73	Business services	43	12 346	5 269	1 013	384
731	Advertising	4	1 082	261	58	16
732	Consumer credit reporting agencies, mercantile reporting agencies, and adjustment and collection agencies	3	265	113	27	8
733	Mailing, reproduction, commercial art and photography, and stenographic services	1	(D)	(D)	(D)	AA
734	Services to dwellings and other buildings	14	2 865	952	158	56
735	Miscellaneous equipment rental and leasing	6	2 666	763	170	41
736	Personnel supply services	5	3 820	2 596	459	204
737	Computer programming, data processing, and other computer related services	2	(D)	(D)	(D)	AA
7371, 2, 3	Computer programming, prepackaged software, and integrated systems	—	—	—	—	—
7374, 5, 6	Data processing services	2	(D)	(D)	(D)	AA
7377, 8, 9	Computer rental and leasing, maintenance, and related services, n.e.c.	—	—	—	—	—
738	Miscellaneous business services	8	1 241	474	113	42
75	Automotive repair, services, and parking	38	7 846	1 446	330	147
751	Automotive rental and leasing, without drivers	1	(D)	(D)	(D)	AA
752	Automobile parking	—	—	—	—	—
753	Automotive repair shops	32	6 355	1 161	250	75
7532	Top, body, and upholstery repair shops and paint shops	12	2 562	400	106	29
7538	General automotive repair shops	14	2 560	513	98	33
7533, 4, 6, 7, 9	Other automotive repair shops	6	1 233	248	46	13
754	Automotive services, except repair	5	(D)	(D)	(D)	BB
76	Miscellaneous repair services	10	(D)	(D)	(D)	BB
762	Electrical repair shops	2	(D)	(D)	(D)	AA
7622	Radio and television repair shops	1	(D)	(D)	(D)	AA
7623, 9	Other electrical and electronic repair shops	1	(D)	(D)	(D)	AA
763	Watch, clock, and jewelry repair	1	(D)	(D)	(D)	AA
764	Reupholstery and furniture repair	1	(D)	(D)	(D)	AA
769	Miscellaneous repair and related services	6	954	269	70	24
78, 79, 84	Amusement and recreation services, including motion pictures and museums	26	4 331	828	189	105
781, 2	Motion picture production, distribution, and services	—	—	—	—	—
783	Motion picture theaters	2	(D)	(D)	(D)	AA
784	Video tape rental	8	(D)	(D)	(D)	BB
792	Theatrical producers (except motion picture), bands, orchestras, and entertainers	—	—	—	—	—
793	Bowling centers	1	(D)	(D)	(D)	AA
79 ex. 792, 3, 84	Commercial sports and other amusement and recreation services, including museums	15	2 021	424	84	54
80	Health services	122	68 383	32 134	7 001	1 470
801	Offices and clinics of doctors of medicine	63	29 135	16 318	3 064	302
802	Offices and clinics of dentists	19	5 379	2 132	445	102
803	Offices and clinics of doctors of osteopathy	5	1 082	502	106	25
804	Offices and clinics of other health practitioners	18	6 176	1 650	354	87
805	Nursing and personal care facilities	10	24 253	10 583	2 812	878
806	Hospitals	—	—	—	—	—
807, 8, 9	Other health services	7	2 358	949	220	76
81	Legal services	30	7 486	1 831	463	114
823, 4, 9	Selected educational services	1	(D)	(D)	(D)	AA

Table 6. Summary Statistics for Firms Subject to Federal Income Tax for Counties With 350 Establishments or More: 1992 — Con.

[Includes only establishments with payroll. For meaning of abbreviations and symbols, see introductory text. For explanation of terms and comparability of 1987 and 1992 censuses, see appendix A. For information on geographic areas followed by ▲, see appendix F]

SIC code	Geographic area and kind of business or operation	Establishments (number)	Receipts (\$1,000)	Annual payroll (\$1,000)	First-quarter payroll (\$1,000)	Paid employees for pay period including March 12 (number)
SCIOTO COUNTY — Con.						
83	Social services	10	1 478	513	123	66
835	Child day care services	5	242	103	23	18
832, 3, 6, 9	Other social services	5	1 236	410	100	48
87 ex. 8733	Engineering, accounting, research, management, and related services (except noncommercial research organizations)	18	6 683	3 602	957	128
871	Engineering, architectural, and surveying services	6	2 406	988	214	35
872	Accounting, auditing, and bookkeeping services	8	2 088	1 338	225	40
873 ex. 8733	Research, development, and testing services (except noncommercial research organizations)	—	—	—	—	—
874	Management and public relations services	4	2 189	1 276	518	53
89	Services, n.e.c.	—	—	—	—	—
STARK COUNTY						
	Total	2 483	1 090 671	447 039	95 470	22 071
70 ex. 704	Hotels, rooming houses, camps, and other lodging places (except membership lodging)	32	(D)	(D)	(D)	FF
7011	Hotels and motels	27	(D)	(D)	(D)	FF
7011 pt.	Hotels	7	(D)	(D)	(D)	EE
7011 pt.	Hotels, 25 guestrooms or more	6	(D)	(D)	(D)	EE
7011 pt.	Hotels, less than 25 guestrooms	1	(D)	(D)	(D)	AA
7011 pt.	Motels, motor hotels, and tourist courts	20	7 071	1 433	344	179
7011 pt.	Motels, tourist courts	15	4 645	947	216	111
7011 pt.	Motor hotels	5	2 426	486	128	68
702, 3	Other lodging places	5	(D)	(D)	(D)	AA
702	Rooming and boarding houses	2	(D)	(D)	(D)	AA
703	Camps and recreational vehicle parks	3	(D)	(D)	(D)	AA
72	Personal services	387	73 381	25 046	5 695	2 287
721	Laundry, cleaning, and garment services	82	(D)	(D)	(D)	FF
7211	Power laundries, family and commercial*	3	(D)	(D)	(D)	AA
7213	Linen supply*	1	(D)	(D)	(D)	AA
7215	Coin-operated laundries and drycleaning	17	1 965	387	83	52
7216	Drycleaning plants, except rug cleaning*	35	(D)	(D)	(D)	EE
7217	Carpet and upholstery cleaning	11	772	170	46	61
7218	Industrial launderers*	3	(D)	(D)	(D)	CC
7212, 9	Other laundry, cleaning, and garment services*	12	(D)	(D)	(D)	BB
7212	Garment pressing, and agents for laundries and drycleaners	9	(D)	(D)	(D)	BB
7219	Laundry and garment services, n.e.c.*	3	(D)	(D)	(D)	AA
722	Photographic studios, portrait	22	8 847	2 891	516	216
723, 4	Beauty and barber shops	190	20 390	9 369	2 142	927
723	Beauty shops	185	19 982	9 144	2 100	912
724	Barber shops	5	408	225	42	15
725	Shoe repair shops and shoeshine parlors	6	309	41	4	5
726	Funeral service and crematories	35	(D)	(D)	(D)	CC
729	Miscellaneous personal services	52	(D)	(D)	(D)	EE
7291	Tax return preparation services	5	(D)	(D)	(D)	CC
7299	Miscellaneous personal services, n.e.c.	47	(D)	(D)	(D)	CC
73	Business services	341	189 986	77 171	17 640	5 532
731	Advertising	25	(D)	(D)	(D)	CC
7311	Advertising agencies	19	(D)	(D)	(D)	CC
7312	Outdoor advertising services	1	(D)	(D)	(D)	AA
7313	Radio, television, publishers' advertising representatives	3	(D)	(D)	(D)	AA
7319	Advertising, n.e.c.	2	(D)	(D)	(D)	AA
732	Consumer credit reporting agencies, mercantile reporting agencies, and adjustment and collection agencies	12	7 430	2 091	495	105
7322	Adjustment and collection services	11	(D)	(D)	(D)	BB
7323	Credit reporting services	1	(D)	(D)	(D)	BB
733	Mailing, reproduction, commercial art and photography, and stenographic services	21	(D)	(D)	(D)	CC
7331	Direct mail advertising services	4	(D)	(D)	(D)	BB
7334	Photocopying and duplicating services	2	(D)	(D)	(D)	BB
7335, 6	Commercial photography, art, and graphics	11	(D)	(D)	(D)	BB
7335	Commercial photography	4	691	211	55	16
7336	Commercial art and graphic design	7	(D)	(D)	(D)	BB
7338	Secretarial and court reporting services	4	(D)	(D)	(D)	AA
734	Services to dwellings and other buildings	89	(D)	(D)	(D)	GG
7342	Disinfecting and pest control services	7	1 196	391	77	32
7349	Building cleaning and maintenance services, n.e.c.	82	(D)	(D)	(D)	GG
735	Miscellaneous equipment rental and leasing	32	(D)	(D)	(D)	CC
7352	Medical equipment rental and leasing	1	(D)	(D)	(D)	BB
7353	Heavy construction equipment rental and leasing	7	(D)	(D)	(D)	AA
7359	Equipment rental and leasing, n.e.c.	24	(D)	(D)	(D)	CC
736	Personnel supply services	31	28 789	21 616	4 674	1 755
7361	Employment agencies	10	1 972	603	106	35
7363	Help supply services	21	26 817	21 013	4 568	1 720
7363 pt.	Temporary help supply	17	26 253	20 621	4 476	1 693
7363 pt.	Help supply, except temporary	4	564	392	92	27

Table 6. Summary Statistics for Firms Subject to Federal Income Tax for Counties With 350 Establishments or More: 1992 — Con.

[Includes only establishments with payroll. For meaning of abbreviations and symbols, see introductory text. For explanation of terms and comparability of 1987 and 1992 censuses, see appendix A. For information on geographic areas followed by ▲, see appendix F]

SIC code	Geographic area and kind of business or operation	Establishments (number)	Receipts (\$1,000)	Annual payroll (\$1,000)	First-quarter payroll (\$1,000)	Paid employees for pay period including March 12 (number)
STARK COUNTY — Con.						
73	Business services — Con.					
737	Computer programming, data processing, and other computer related services -----	46	38 914	13 611	3 340	428
7371, 2, 3	Computer programming, prepackaged software, and integrated systems -----	28	16 089	5 933	1 414	199
7371	Computer programming services -----	20	(D)	(D)	(D)	BB
7372	Prepackaged software -----	2	(D)	(D)	(D)	AA
7373	Computer integrated systems -----	6	10 056	3 324	808	108
7374, 5, 6	Data processing services -----	10	9 553	3 853	930	131
7374, 5	Computer processing, information retrieval -----	10	9 553	3 853	930	131
7376	Computer facilities management services -----	—	—	—	—	—
7377, 8, 9	Computer rental and leasing, maintenance, and related services, n.e.c. -----	8	13 272	3 825	996	98
7377	Computer rental and leasing -----	—	—	—	—	—
7378	Computer maintenance and repair -----	5	(D)	(D)	(D)	BB
7379	Computer related services, n.e.c. -----	3	(D)	(D)	(D)	AA
738	Miscellaneous business services -----	85	67 033	22 359	5 123	1 722
7381, 2	Detective agencies and protective services -----	16	8 768	5 515	1 235	656
7381	Detective, guard, and armored car services -----	16	8 768	5 515	1 235	656
7382	Security systems services -----	—	—	—	—	—
7383	News syndicates -----	—	—	—	—	—
7384	Photofinishing laboratories* -----	10	(D)	(D)	(D)	CC
7389	Business services, n.e.c. -----	59	(D)	(D)	(D)	FF
7389 pt.	Sign painting shops -----	3	(D)	(D)	(D)	AA
7389 pt.	Interior designing -----	6	2 097	260	66	18
7389 pt.	Telephone answering services -----	6	2 029	931	186	65
7389 pt.	Other business services -----	44	(D)	(D)	(D)	FF
75	Automotive repair, services, and parking -----	283	(D)	(D)	(D)	GG
751	Automotive rental and leasing, without drivers -----	18	(D)	(D)	(D)	BB
7513	Truck rental and leasing, without drivers -----	12	6 961	2 198	574	77
7514, 5	Passenger car rental and leasing -----	6	(D)	(D)	(D)	BB
7514	Passenger car rental -----	5	(D)	(D)	(D)	AA
7515	Passenger car leasing -----	1	(D)	(D)	(D)	AA
7519	Utility trailer and recreational vehicle rental -----	—	—	—	—	—
752	Automobile parking -----	6	(D)	(D)	(D)	BB
753	Automotive repair shops -----	213	51 301	12 789	2 944	735
7532	Top, body, and upholstery repair shops and paint shops -----	60	13 176	3 752	902	218
7532 pt.	Top and body repair shops -----	57	12 894	3 635	851	205
7532 pt.	Paint shops -----	3	282	117	51	13
7538	General automotive repair shops -----	92	21 793	5 009	1 116	289
7538 pt.	General automotive repair shops, except diesel -----	88	(D)	(D)	(D)	EE
7538 pt.	Diesel repair shops -----	4	(D)	(D)	(D)	AA
7533, 4, 6, 7, 9	Other automotive repair shops -----	61	16 332	4 028	926	228
7533	Automotive exhaust system repair shops -----	22	6 284	1 581	369	92
7534	Tire retreading and repair shops -----	4	2 587	468	98	20
7536	Automotive glass replacement shops -----	8	3 276	933	213	46
7537	Automotive transmission repair shops -----	11	2 251	639	159	40
7539	Automotive repair shops, n.e.c. -----	16	1 934	407	87	30
7539 pt.	Radiator repair -----	6	757	92	19	9
7539 pt.	Brake, front end, and wheel alignment -----	6	647	145	30	8
7539 pt.	Automotive electrical and fuel system services -----	4	530	170	38	13
7539 pt.	Other automotive repair shops, n.e.c. -----	—	—	—	—	—
754	Automotive services, except repair -----	46	(D)	(D)	(D)	EE
7542	Carwashes -----	28	(D)	(D)	(D)	EE
7549	Automotive services, except repair and carwashes -----	18	4 043	1 305	284	115
76	Miscellaneous repair services -----	97	60 243	21 256	5 410	887
762	Electrical repair shops -----	19	8 745	3 339	847	181
7622	Radio and television repair shops -----	6	1 617	679	170	43
7623, 9	Other electrical and electronic repair shops -----	13	7 128	2 660	677	138
7623	Refrigeration and air-conditioning service and repair shops -----	—	—	—	—	—
7629	Electrical and electronic repair shops, n.e.c. -----	13	7 128	2 660	677	138
763	Watch, clock, and jewelry repair -----	3	(D)	(D)	(D)	AA
764	Reupholstery and furniture repair -----	6	(D)	(D)	(D)	BB
769	Miscellaneous repair and related services -----	69	(D)	(D)	(D)	FF
7692	Welding repair -----	9	6 969	2 023	1 157	106
7694	Armature rewinding shops -----	5	(D)	(D)	(D)	CC
7699	Repair shops and related services, n.e.c. -----	55	(D)	(D)	(D)	EE
78, 79, 84	Amusement and recreation services, including motion pictures and museums -----	162	(D)	(D)	(D)	GG
781, 2	Motion picture production, distribution, and services -----	3	(D)	(D)	(D)	AA
783	Motion picture theaters -----	6	6 273	843	183	101
7832	Motion picture theaters, except drive-in -----	6	6 273	843	183	101
7833	Drive-in motion picture theaters -----	—	—	—	—	—
784	Video tape rental -----	38	(D)	(D)	(D)	CC
792	Theatrical producers (except motion picture), bands, orchestras, and entertainers -----	2	(D)	(D)	(D)	AA
7922	Theatrical producers (except motion picture) and miscellaneous theatrical services -----	—	—	—	—	—
7929	Bands, orchestras, actors, and other entertainers and entertainment groups -----	2	(D)	(D)	(D)	AA
793	Bowling centers -----	18	(D)	(D)	(D)	EE

Table 6. Summary Statistics for Firms Subject to Federal Income Tax for Counties With 350 Establishments or More: 1992 — Con.

[Includes only establishments with payroll. For meaning of abbreviations and symbols, see introductory text. For explanation of terms and comparability of 1987 and 1992 censuses, see appendix A. For information on geographic areas followed by ▲, see appendix F]

SIC code	Geographic area and kind of business or operation	Establishments (number)	Receipts (\$1,000)	Annual payroll (\$1,000)	First-quarter payroll (\$1,000)	Paid employees for pay period including March 12 (number)
STARK COUNTY — Con.						
78, 79, 84	Amusement and recreation services, including motion pictures and museums—Con.					
79 ex. 792, 3, 84	Commercial sports and other amusement and recreation services, including museums	95	(D)	(D)	(D)	FF
794	Commercial sports	3	469	95	1	1
7941	Professional sports clubs, managers, promoters	1	(D)	(D)	(D)	AA
7948	Racing, including track operation	2	(D)	(D)	(D)	AA
79 ex. 792, 3, 4, 84	Other amusement and recreation services, including museums	92	(D)	(D)	(D)	FF
791	Dance studios, schools, and halls	9	(D)	(D)	(D)	BB
7991	Physical fitness facilities	12	4 718	1 285	320	145
7992	Public golf courses	18	(D)	(D)	(D)	CC
7993	Coin-operated amusement devices	7	5 734	1 809	311	74
7996	Amusement parks	—	—	—	—	—
7997	Membership sports and recreation clubs	10	6 345	2 571	473	360
7999, 84	Amusement and recreation services, including museums, n.e.c.	36	(D)	(D)	(D)	BB
7999 pt.	Concession operators of amusement devices and rides	2	(D)	(D)	(D)	AA
7999 pt.	Carnivals, circuses, and fairs	1	(D)	(D)	(D)	AA
7999 pt., 84	Other recreation and amusements, including museums	33	(D)	(D)	(D)	BB
80	Health services	669	402 310	205 826	40 077	6 796
801	Offices and clinics of doctors of medicine	270	193 148	113 973	20 859	1 975
8011 pt.	Offices of doctors of medicine	266	(D)	(D)	(D)	GG
8011 pt.	General medical clinics	4	(D)	(D)	(D)	AA
802	Offices and clinics of dentists	164	(D)	(D)	(D)	FF
803	Offices and clinics of doctors of osteopathy	32	(D)	(D)	(D)	EE
804	Offices and clinics of other health practitioners	118	(D)	(D)	(D)	FF
8041	Offices and clinics of chiropractors	44	(D)	(D)	(D)	CC
8042	Offices and clinics of optometrists	32	(D)	(D)	(D)	BB
8043	Offices and clinics of podiatrists	14	3 138	1 137	247	47
8049	Offices and clinics of health practitioners, n.e.c.	28	8 695	4 161	799	147
805	Nursing and personal care facilities	40	76 160	33 184	7 718	2 612
8051	Skilled nursing care facilities	21	(D)	(D)	(D)	GG
8052	Intermediate care facilities	17	(D)	(D)	(D)	FF
8059	Nursing and personal care facilities, n.e.c.	2	(D)	(D)	(D)	AA
806	Hospitals	—	—	—	—	—
8062	General medical and surgical hospitals	—	—	—	—	—
8063, 9	Specialty hospitals	—	—	—	—	—
807, 8, 9	Other health services	45	(D)	(D)	(D)	EE
807	Medical and dental laboratories	20	(D)	(D)	(D)	CC
8071	Medical laboratories	13	10 172	5 512	943	121
8072	Dental laboratories	7	(D)	(D)	(D)	BB
808	Home health care services	9	4 742	2 660	622	193
809	Miscellaneous health and allied services, n.e.c.	16	9 248	3 117	686	142
8092	Kidney dialysis centers	1	(D)	(D)	(D)	BB
8093	Specialty outpatient facilities, n.e.c.	11	4 598	1 770	392	81
8099	Health and allied services, n.e.c.	4	(D)	(D)	(D)	BB
81	Legal services	182	62 193	27 113	5 878	778
823, 4, 9	Selected educational services	16	3 095	1 058	259	99
823	Libraries	—	—	—	—	—
824	Vocational schools	4	(D)	(D)	(D)	BB
829	Schools and educational services, n.e.c.	12	(D)	(D)	(D)	BB
83	Social services	58	(D)	(D)	(D)	EE
835	Child day care services	42	(D)	(D)	(D)	EE
832, 3, 6, 9	Other social services	16	(D)	(D)	(D)	BB
87 ex. 8733	Engineering, accounting, research, management, and related services (except noncommercial research organizations)	240	137 466	43 695	10 376	1 581
871	Engineering, architectural, and surveying services	63	(D)	(D)	(D)	EE
8711	Engineering services	42	23 436	10 773	2 394	331
8712	Architectural services	11	3 741	1 369	364	56
8713	Surveying services	10	(D)	(D)	(D)	BB
872	Accounting, auditing, and bookkeeping services	107	(D)	(D)	(D)	FF
873 ex. 8733	Research, development, and testing services (except noncommercial research organizations)	14	56 356	11 134	2 854	353
8731	Commercial physical and biological research	5	(D)	(D)	(D)	BB
8732	Commercial economic, sociological, and educational research	—	—	—	—	—
8734	Testing laboratories	9	(D)	(D)	(D)	EE
874	Management and public relations services	56	(D)	(D)	(D)	CC
8741	Management services	17	11 339	4 546	913	135
8742	Management consulting services	30	5 352	2 408	552	74
8743	Public relations services	3	(D)	(D)	(D)	AA
8744	Facilities support management services	—	—	—	—	—
8748	Business consulting services, n.e.c.	6	494	281	42	9
89	Services, n.e.c.	16	6 570	2 307	404	63

Table 6. Summary Statistics for Firms Subject to Federal Income Tax for Counties With 350 Establishments or More: 1992 — Con.

[Includes only establishments with payroll. For meaning of abbreviations and symbols, see introductory text. For explanation of terms and comparability of 1987 and 1992 censuses, see appendix A. For information on geographic areas followed by ▲, see appendix F]

SIC code	Geographic area and kind of business or operation	Establishments (number)	Receipts (\$1,000)	Annual payroll (\$1,000)	First-quarter payroll (\$1,000)	Paid employees for pay period including March 12 (number)
SUMMIT COUNTY						
	Total	3 966	2 231 179	879 135	196 334	41 896
70 ex. 704	Hotels, rooming houses, camps, and other lodging places (except membership lodging)	47	54 830	14 981	3 540	1 425
7011	Hotels and motels	44	54 371	14 832	3 528	1 419
7011 pt.	Hotels	15	39 533	11 354	2 772	1 073
7011 pt.	Hotels, 25 guestrooms or more	13	(D)	(D)	(D)	GG
7011 pt.	Hotels, less than 25 guestrooms	2	(D)	(D)	(D)	AA
7011 pt.	Motels, motor hotels, and tourist courts	29	14 838	3 478	756	346
7011 pt.	Motels, tourist courts	26	(D)	(D)	(D)	EE
7011 pt.	Motor hotels	3	(D)	(D)	(D)	BB
702, 3	Other lodging places	3	459	149	12	6
702	Rooming and boarding houses	—	—	—	—	—
703	Camps and recreational vehicle parks	3	459	149	12	6
72	Personal services	495	107 230	38 588	9 091	3 520
721	Laundry, cleaning, and garment services	114	42 150	13 689	3 107	1 135
7211	Power laundries, family and commercial*	4	888	162	36	16
7213	Linen supply*	3	(D)	(D)	(D)	BB
7215	Coin-operated laundries and drycleaning	24	10 112	1 291	307	133
7216	Drycleaning plants, except rug cleaning*	47	11 811	4 798	1 055	476
7217	Carpet and upholstery cleaning	17	(D)	(D)	(D)	CC
7218	Industrial laundrers*	7	11 546	4 367	1 046	268
7212, 9	Other laundry, cleaning, and garment services*	12	(D)	(D)	(D)	BB
7212	Garment pressing, and agents for laundries and drycleaners	5	428	109	29	19
7219	Laundry and garment services, n.e.c.*	7	(D)	(D)	(D)	BB
722	Photographic studios, portrait	27	5 738	1 454	329	142
723, 4	Beauty and barber shops	251	29 743	14 344	3 426	1 454
723	Beauty shops	240	29 127	14 143	3 375	1 434
724	Barber shops	11	616	201	51	20
725	Shoe repair shops and shoeshine parlors	8	(D)	(D)	(D)	AA
726	Funeral service and crematories	41	21 106	6 345	1 416	302
729	Miscellaneous personal services	54	(D)	(D)	(D)	EE
7291	Tax return preparation services	11	(D)	(D)	(D)	EE
7299	Miscellaneous personal services, n.e.c.	43	(D)	(D)	(D)	CC
73	Business services	694	603 395	206 451	49 672	14 434
731	Advertising	46	(D)	(D)	(D)	EE
7311	Advertising agencies	41	(D)	(D)	(D)	EE
7312	Outdoor advertising services	1	(D)	(D)	(D)	AA
7313	Radio, television, publishers' advertising representatives	3	(D)	(D)	(D)	AA
7319	Advertising, n.e.c.	1	(D)	(D)	(D)	AA
732	Consumer credit reporting agencies, mercantile reporting agencies, and adjustment and collection agencies	12	(D)	(D)	(D)	CC
7322	Adjustment and collection services	11	(D)	(D)	(D)	BB
7323	Credit reporting services	1	(D)	(D)	(D)	BB
733	Mailing, reproduction, commercial art and photography, and stenographic services	76	36 107	11 880	2 511	498
7331	Direct mail advertising services	11	(D)	(D)	(D)	BB
7334	Photocopying and duplicating services	8	(D)	(D)	(D)	CC
7335, 6	Commercial photography, art, and graphics	40	14 925	6 144	1 257	210
7335	Commercial photography	12	(D)	(D)	(D)	BB
7336	Commercial art and graphic design	28	(D)	(D)	(D)	CC
7338	Secretarial and court reporting services	17	(D)	(D)	(D)	BB
734	Services to dwellings and other buildings	154	33 306	16 429	3 798	1 859
7342	Disinfecting and pest control services	14	(D)	(D)	(D)	BB
7349	Building cleaning and maintenance services, n.e.c.	140	(D)	(D)	(D)	GG
735	Miscellaneous equipment rental and leasing	58	48 389	14 066	3 487	654
7352	Medical equipment rental and leasing	8	(D)	(D)	(D)	CC
7353	Heavy construction equipment rental and leasing	8	(D)	(D)	(D)	CC
7359	Equipment rental and leasing, n.e.c.	42	24 693	5 402	1 232	292
736	Personnel supply services	91	77 660	54 343	12 488	5 955
7361	Employment agencies	32	5 553	2 430	622	148
7363	Help supply services	59	72 107	51 913	11 866	5 807
7363 pt.	Temporary help supply	54	(D)	(D)	(D)	II
7363 pt.	Help supply, except temporary	5	(D)	(D)	(D)	CC
737	Computer programming, data processing, and other computer related services	118	189 965	53 131	12 510	1 670
7371, 2, 3	Computer programming, prepackaged software, and integrated systems	70	(D)	(D)	(D)	FF
7371	Computer programming services	43	(D)	(D)	(D)	FF
7372	Prepackaged software	14	(D)	(D)	(D)	CC
7373	Computer integrated systems	13	(D)	(D)	(D)	BB
7374, 5, 6	Data processing services	26	(D)	(D)	(D)	FF
7374, 5	Computer processing, information retrieval	16	(D)	(D)	(D)	EE
7376	Computer facilities management services	10	(D)	(D)	(D)	EE
7377, 8, 9	Computer rental and leasing, maintenance, and related services, n.e.c.	22	24 911	7 204	1 838	234
7377	Computer rental and leasing	1	(D)	(D)	(D)	BB
7378	Computer maintenance and repair	10	20 055	5 682	1 427	174
7379	Computer related services, n.e.c.	11	(D)	(D)	(D)	BB

Table 6. Summary Statistics for Firms Subject to Federal Income Tax for Counties With 350 Establishments or More: 1992 — Con.

[Includes only establishments with payroll. For meaning of abbreviations and symbols, see introductory text. For explanation of terms and comparability of 1987 and 1992 censuses, see appendix A. For information on geographic areas followed by ▲, see appendix F]

SIC code	Geographic area and kind of business or operation	Establishments (number)	Receipts (\$1,000)	Annual payroll (\$1,000)	First-quarter payroll (\$1,000)	Paid employees for pay period including March 12 (number)
SUMMIT COUNTY — Con.						
73	Business services — Con.					
738	Miscellaneous business services	139	(D)	(D)	(D)	HH
7381, 2	Detective agencies and protective services	32	(D)	(D)	(D)	FF
7381	Detective, guard, and armored car services	26	(D)	(D)	(D)	GG
7382	Security systems services	6	4 093	1 195	292	57
7383	News syndicates	—	—	—	—	—
7384	Photofinishing laboratories*	13	(D)	(D)	(D)	EE
7389	Business services, n.e.c.	94	(D)	(D)	(D)	GG
7389 pt.	Sign painting shops	1	(D)	(D)	(D)	AA
7389 pt.	Interior designing	14	(D)	(D)	(D)	BB
7389 pt.	Telephone answering services	5	(D)	(D)	(D)	BB
7389 pt.	Other business services	74	(D)	(D)	(D)	GG
75	Automotive repair, services, and parking	395	134 710	35 678	8 324	2 118
751	Automotive rental and leasing, without drivers	30	(D)	(D)	(D)	CC
7513	Truck rental and leasing, without drivers	13	(D)	(D)	(D)	BB
7514, 5	Passenger car rental and leasing	17	(D)	(D)	(D)	BB
7514	Passenger car rental	9	(D)	(D)	(D)	BB
7515	Passenger car leasing	8	(D)	(D)	(D)	BB
7519	Utility trailer and recreational vehicle rental	—	—	—	—	—
752	Automobile parking	13	(D)	(D)	(D)	CC
753	Automotive repair shops	270	87 971	24 481	5 721	1 245
7532	Top, body, and upholstery repair shops and paint shops	76	30 131	9 188	2 180	409
7532 pt.	Top and body repair shops	66	(D)	(D)	(D)	EE
7532 pt.	Paint shops	10	(D)	(D)	(D)	BB
7538	General automotive repair shops	115	28 138	7 893	1 874	472
7538 pt.	General automotive repair shops, except diesel	105	23 467	6 240	1 490	401
7538 pt.	Diesel repair shops	10	4 671	1 653	384	71
7533, 4, 6, 7, 9	Other automotive repair shops	79	29 702	7 400	1 667	364
7533	Automotive exhaust system repair shops	29	(D)	(D)	(D)	CC
7534	Tire retreading and repair shops	6	(D)	(D)	(D)	BB
7536	Automotive glass replacement shops	12	5 121	1 516	292	60
7537	Automotive transmission repair shops	14	(D)	(D)	(D)	BB
7539	Automotive repair shops, n.e.c.	18	(D)	(D)	(D)	BB
7539 pt.	Radiator repair	7	(D)	(D)	(D)	BB
7539 pt.	Brake, front end, and wheel alignment	6	2 113	693	148	29
7539 pt.	Automotive electrical and fuel system services	2	(D)	(D)	(D)	AA
7539 pt.	Other automotive repair shops, n.e.c.	3	(D)	(D)	(D)	AA
754	Automotive services, except repair	82	19 870	6 470	1 556	584
7542	Carwashes	38	(D)	(D)	(D)	EE
7549	Automotive services, except repair and carwashes	44	(D)	(D)	(D)	EE
76	Miscellaneous repair services	156	69 603	23 038	5 274	997
762	Electrical repair shops	43	23 147	8 223	1 931	359
7622	Radio and television repair shops	9	(D)	(D)	(D)	BB
7623, 9	Other electrical and electronic repair shops	34	(D)	(D)	(D)	EE
7623	Refrigeration and air-conditioning service and repair shops	6	5 642	1 489	311	51
7629	Electrical and electronic repair shops, n.e.c.	28	(D)	(D)	(D)	EE
763	Watch, clock, and jewelry repair	1	(D)	(D)	(D)	AA
764	Reupholstery and furniture repair	22	2 632	787	185	63
769	Miscellaneous repair and related services	90	(D)	(D)	(D)	FF
7692	Welding repair	7	1 274	376	76	20
7694	Armature rewinding shops	7	6 746	2 147	503	73
7699	Repair shops and related services, n.e.c.	76	(D)	(D)	(D)	EE
78, 79, 84	Amusement and recreation services, including motion pictures and museums	249	143 852	51 054	15 663	3 205
781, 2	Motion picture production, distribution, and services	11	(D)	(D)	(D)	BB
783	Motion picture theaters	14	(D)	(D)	(D)	CC
7832	Motion picture theaters, except drive-in	11	(D)	(D)	(D)	CC
7833	Drive-in motion picture theaters	3	(D)	(D)	(D)	AA
784	Video tape rental	70	15 267	2 794	699	356
792	Theatrical producers (except motion picture), bands, orchestras, and entertainers	10	(D)	(D)	(D)	BB
7922	Theatrical producers (except motion picture) and miscellaneous theatrical services	4	909	253	61	16
7929	Bands, orchestras, actors, and other entertainers and entertainment groups	6	(D)	(D)	(D)	BB
793	Bowling centers	20	8 698	2 618	765	353
79 ex. 792, 3, 84	Commercial sports and other amusement and recreation services, including museums	124	100 213	42 005	13 306	2 176
794	Commercial sports	18	57 795	30 266	10 805	904
7941	Professional sports clubs, managers, promoters	5	(D)	(D)	(D)	FF
7948	Racing, including track operation	13	(D)	(D)	(D)	EE
79 ex. 792, 3, 4, 84	Other amusement and recreation services, including museums	106	42 418	11 739	2 501	1 272
791	Dance studios, schools, and halls	12	924	289	86	54
7991	Physical fitness facilities	15	(D)	(D)	(D)	CC
7992	Public golf courses	12	(D)	(D)	(D)	CC
7993	Coin-operated amusement devices	11	1 426	282	68	21
7996	Amusement parks	2	(D)	(D)	(D)	AA
7997	Membership sports and recreation clubs	15	(D)	(D)	(D)	CC
7999, 84	Amusement and recreation services, including museums, n.e.c.	39	(D)	(D)	(D)	FF
7999 pt.	Concession operators of amusement devices and rides	5	(D)	(D)	(D)	AA
7999 pt.	Carnivals, circuses, and fairs	—	—	—	—	—
7999 pt., 84	Other recreation and amusements, including museums	34	(D)	(D)	(D)	FF

Table 6. Summary Statistics for Firms Subject to Federal Income Tax for Counties With 350 Establishments or More: 1992 — Con.

[Includes only establishments with payroll. For meaning of abbreviations and symbols, see introductory text. For explanation of terms and comparability of 1987 and 1992 censuses, see appendix A. For information on geographic areas followed by ▲, see appendix F]

SIC code	Geographic area and kind of business or operation	Establishments (number)	Receipts (\$1,000)	Annual payroll (\$1,000)	First-quarter payroll (\$1,000)	Paid employees for pay period including March 12 (number)
SUMMIT COUNTY — Con.						
80	Health services	1 051	645 698	317 527	64 132	10 005
801	Offices and clinics of doctors of medicine	489	349 620	186 135	35 375	2 937
8011 pt.	Offices of doctors of medicine	473	(D)	(D)	(D)	HH
8011 pt.	General medical clinics	16	(D)	(D)	(D)	CC
802	Offices and clinics of dentists	242	70 611	28 678	6 503	1 324
803	Offices and clinics of doctors of osteopathy	58	32 695	17 912	3 249	299
804	Offices and clinics of other health practitioners	169	49 431	19 651	4 264	1 011
8041	Offices and clinics of chiropractors	38	10 814	4 219	836	184
8042	Offices and clinics of optometrists	43	12 743	3 977	876	190
8043	Offices and clinics of podiatrists	25	6 266	2 383	517	106
8049	Offices and clinics of health practitioners, n.e.c.	63	19 608	9 072	2 035	531
805	Nursing and personal care facilities	27	95 685	42 764	9 830	2 930
8051	Skilled nursing care facilities	18	79 313	35 772	8 196	2 450
8052	Intermediate care facilities	7	(D)	(D)	(D)	EE
8059	Nursing and personal care facilities, n.e.c.	2	(D)	(D)	(D)	BB
806	Hospitals	—	—	—	—	—
8062	General medical and surgical hospitals	—	—	—	—	—
8063, 9	Specialty hospitals	—	—	—	—	—
807, 8, 9	Other health services	66	47 656	22 387	4 911	1 504
807	Medical and dental laboratories	30	(D)	(D)	(D)	EE
8071	Medical laboratories	15	7 234	2 950	712	146
8072	Dental laboratories	15	(D)	(D)	(D)	CC
808	Home health care services	27	(D)	(D)	(D)	GG
809	Miscellaneous health and allied services, n.e.c.	9	(D)	(D)	(D)	BB
8092	Kidney dialysis centers	1	(D)	(D)	(D)	BB
8093	Specialty outpatient facilities, n.e.c.	5	(D)	(D)	(D)	BB
8099	Health and allied services, n.e.c.	3	(D)	(D)	(D)	AA
81	Legal services	275	117 384	54 040	10 817	1 442
823, 4, 9	Selected educational services	33	(D)	(D)	(D)	EE
823	Libraries	—	—	—	—	—
824	Vocational schools	11	(D)	(D)	(D)	CC
829	Schools and educational services, n.e.c.	22	(D)	(D)	(D)	CC
83	Social services	85	17 971	7 295	1 590	801
835	Child day care services	56	9 183	4 150	915	580
832, 3, 6, 9	Other social services	29	8 788	3 145	675	221
87 ex. 8733	Engineering, accounting, research, management, and related services (except noncommercial research organizations)	462	320 614	124 243	26 658	3 487
871	Engineering, architectural, and surveying services	140	126 644	47 125	9 748	1 249
8711	Engineering services	91	104 430	36 081	7 436	928
8712	Architectural services	35	(D)	(D)	(D)	CC
8713	Surveying services	14	(D)	(D)	(D)	CC
872	Accounting, auditing, and bookkeeping services	142	47 344	22 728	5 020	805
873 ex. 8733	Research, development, and testing services (except noncommercial research organizations)	23	20 736	9 738	2 561	319
8731	Commercial physical and biological research	6	(D)	(D)	(D)	CC
8732	Commercial economic, sociological, and educational research	4	(D)	(D)	(D)	BB
8734	Testing laboratories	13	(D)	(D)	(D)	CC
874	Management and public relations services	157	125 890	44 652	9 329	1 114
8741	Management services	43	88 062	30 462	6 369	709
8742	Management consulting services	80	(D)	(D)	(D)	EE
8743	Public relations services	9	2 374	773	166	33
8744	Facilities support management services	—	—	—	—	—
8748	Business consulting services, n.e.c.	25	(D)	(D)	(D)	BB
89	Services, n.e.c.	24	(D)	(D)	(D)	CC
TRUMBULL COUNTY						
	Total	1 291	526 782	207 655	46 070	10 994
70 ex. 704	Hotels, rooming houses, camps, and other lodging places (except membership lodging)	22	(D)	(D)	(D)	EE
7011	Hotels and motels	20	14 647	3 403	763	423
7011 pt.	Hotels	5	10 137	2 533	576	324
7011 pt.	Motels, motor hotels, and tourist courts	15	4 510	870	187	99
702, 3	Other lodging places	2	(D)	(D)	(D)	AA

Table 6. Summary Statistics for Firms Subject to Federal Income Tax for Counties With 350 Establishments or More: 1992 — Con.

[Includes only establishments with payroll. For meaning of abbreviations and symbols, see introductory text. For explanation of terms and comparability of 1987 and 1992 censuses, see appendix A. For information on geographic areas followed by ▲, see appendix F]

SIC code	Geographic area and kind of business or operation	Establishments (number)	Receipts (\$1,000)	Annual payroll (\$1,000)	First-quarter payroll (\$1,000)	Paid employees for pay period including March 12 (number)
TRUMBULL COUNTY—Con.						
72	Personal services	160	24 162	7 083	1 598	702
721	Laundry, cleaning, and garment services	40	5 021	1 832	378	216
7211	Power laundries, family and commercial*	4	334	121	28	16
7213	Linen supply*	2	(D)	(D)	(D)	BB
7215	Coin-operated laundries and drycleaning	8	(D)	(D)	(D)	AA
7216	Drycleaning plants, except rug cleaning*	18	3 050	1 343	259	130
7217	Carpet and upholstery cleaning	6	(D)	(D)	(D)	BB
7218	Industrial launderers*	—	—	—	—	—
7212, 9	Other laundry, cleaning, and garment services*	2	(D)	(D)	(D)	AA
722	Photographic studios, portrait	13	1 836	428	90	39
723, 4	Beauty and barber shops	59	5 641	2 336	568	258
723	Beauty shops	58	(D)	(D)	(D)	EE
724	Barber shops	1	(D)	(D)	(D)	AA
725	Shoe repair shops and shoeshine parlors	—	—	—	—	—
726	Funeral service and crematories	22	8 099	1 688	373	109
729	Miscellaneous personal services	26	3 565	799	189	80
73	Business services	135	75 186	34 982	8 319	2 625
731	Advertising	4	(D)	(D)	(D)	BB
732	Consumer credit reporting agencies, mercantile reporting agencies, and adjustment and collection agencies	5	(D)	(D)	(D)	BB
733	Mailing, reproduction, commercial art and photography, and stenographic services	5	(D)	(D)	(D)	AA
734	Services to dwellings and other buildings	32	6 950	3 390	742	470
735	Miscellaneous equipment rental and leasing	18	8 476	1 696	426	87
736	Personnel supply services	13	(D)	(D)	(D)	EE
737	Computer programming, data processing, and other computer related services	22	20 676	8 346	2 179	286
7371, 2, 3	Computer programming, prepackaged software, and integrated systems	10	(D)	(D)	(D)	BB
7374, 5, 6	Data processing services	10	(D)	(D)	(D)	CC
7377, 8, 9	Computer rental and leasing, maintenance, and related services, n.e.c.	2	(D)	(D)	(D)	AA
738	Miscellaneous business services	36	29 039	15 700	3 758	1 239
75	Automotive repair, services, and parking	153	62 749	14 118	3 397	905
751	Automotive rental and leasing, without drivers	13	24 202	3 707	841	153
752	Automobile parking	1	(D)	(D)	(D)	AA
753	Automotive repair shops	112	32 855	8 465	2 036	496
7532	Top, body, and upholstery repair shops and paint shops	35	8 730	2 189	536	143
7538	General automotive repair shops	56	17 619	4 709	1 131	277
7533, 4, 6, 7, 9	Other automotive repair shops	21	6 506	1 567	369	76
754	Automotive services, except repair	27	(D)	(D)	(D)	EE
76	Miscellaneous repair services	62	23 272	7 864	1 442	338
762	Electrical repair shops	13	8 236	2 203	363	107
7622	Radio and television repair shops	1	(D)	(D)	(D)	AA
7623, 9	Other electrical and electronic repair shops	12	(D)	(D)	(D)	CC
763	Watch, clock, and jewelry repair	3	(D)	(D)	(D)	AA
764	Reupholstery and furniture repair	4	309	105	23	11
769	Miscellaneous repair and related services	42	(D)	(D)	(D)	CC
78, 79, 84	Amusement and recreation services, including motion pictures and museums	102	27 939	7 122	1 461	768
781, 2	Motion picture production, distribution, and services	2	(D)	(D)	(D)	AA
783	Motion picture theaters	4	(D)	(D)	(D)	BB
784	Video tape rental	21	5 788	1 094	247	133
792	Theatrical producers (except motion picture), bands, orchestras, and entertainers	2	(D)	(D)	(D)	AA
793	Bowling centers	8	(D)	(D)	(D)	CC
79 ex. 792, 3, 84	Commercial sports and other amusement and recreation services, including museums	65	16 604	4 651	842	393
80	Health services	416	228 118	102 056	20 994	3 976
801	Offices and clinics of doctors of medicine	151	93 454	45 741	8 880	958
802	Offices and clinics of dentists	89	27 906	10 428	1 868	466
803	Offices and clinics of doctors of osteopathy	63	26 109	11 512	2 597	391
804	Offices and clinics of other health practitioners	72	20 625	7 439	1 447	308
805	Nursing and personal care facilities	17	47 330	21 148	5 056	1 606
806	Hospitals	—	—	—	—	—
807, 8, 9	Other health services	24	12 694	5 788	1 146	247
81	Legal services	90	21 194	6 791	1 522	322
823, 4, 9	Selected educational services	8	(D)	(D)	(D)	BB
83	Social services	34	(D)	(D)	(D)	CC
835	Child day care services	21	(D)	(D)	(D)	BB
832, 3, 6, 9	Other social services	13	3 262	921	231	96

Table 6. Summary Statistics for Firms Subject to Federal Income Tax for Counties With 350 Establishments or More: 1992 — Con.

[Includes only establishments with payroll. For meaning of abbreviations and symbols, see introductory text. For explanation of terms and comparability of 1987 and 1992 censuses, see appendix A. For information on geographic areas followed by ▲, see appendix F]

SIC code	Geographic area and kind of business or operation	Establishments (number)	Receipts (\$1,000)	Annual payroll (\$1,000)	First-quarter payroll (\$1,000)	Paid employees for pay period including March 12 (number)
TRUMBULL COUNTY—Con.						
87 ex. 8733	Engineering, accounting, research, management, and related services (except noncommercial research organizations) -----	106	42 645	21 845	6 034	693
871	Engineering, architectural, and surveying services -----	34	13 801	6 346	1 434	299
872	Accounting, auditing, and bookkeeping services -----	42	(D)	(D)	(D)	CC
873 ex. 8733	Research, development, and testing services (except noncommercial research organizations) -----	3	(D)	(D)	(D)	BB
874	Management and public relations services -----	27	17 279	9 955	3 380	162
89	Services, n.e.c. -----	3	677	309	38	6
TUSCARAWAS COUNTY						
Total -----		519	205 981	69 964	15 262	4 270
70 ex. 704	Hotels, rooming houses, camps, and other lodging places (except membership lodging) -----	12	4 616	1 034	214	142
7011	Hotels and motels -----	12	4 616	1 034	214	142
7011 pt.	Hotels -----	3	(D)	(D)	(D)	BB
7011 pt.	Motels, motor hotels, and tourist courts -----	9	(D)	(D)	(D)	CC
702, 3	Other lodging places -----	—	—	—	—	—
72	Personal services -----	81	12 547	3 433	797	340
721	Laundry, cleaning, and garment services -----	10	1 423	397	81	51
7211	Power laundries, family and commercial* -----	—	—	—	—	—
7213	Linen supply* -----	—	—	—	—	—
7215	Coin-operated laundries and drycleaning -----	3	(D)	(D)	(D)	AA
7216	Drycleaning plants, except rug cleaning* -----	5	931	290	58	34
7217	Carpet and upholstery cleaning -----	2	(D)	(D)	(D)	AA
7218	Industrial launderers* -----	—	—	—	—	—
7212, 9	Other laundry, cleaning, and garment services* -----	—	—	—	—	—
722	Photographic studios, portrait -----	8	1 411	227	47	18
723, 4	Beauty and barber shops -----	40	3 564	1 473	334	153
723	Beauty shops -----	40	3 564	1 473	334	153
724	Barber shops -----	—	—	—	—	—
725	Shoe repair shops and shoeshine parlors -----	2	(D)	(D)	(D)	AA
726	Funeral service and crematories -----	11	3 660	975	200	47
729	Miscellaneous personal services -----	10	(D)	(D)	(D)	BB
73	Business services -----	44	22 541	7 561	1 654	609
731	Advertising -----	2	(D)	(D)	(D)	BB
732	Consumer credit reporting agencies, mercantile reporting agencies, and adjustment and collection agencies -----	1	(D)	(D)	(D)	AA
733	Mailing, reproduction, commercial art and photography, and stenographic services -----	1	(D)	(D)	(D)	AA
734	Services to dwellings and other buildings -----	12	1 889	823	182	101
735	Miscellaneous equipment rental and leasing -----	7	3 063	593	110	26
736	Personnel supply services -----	3	2 755	1 919	321	121
737	Computer programming, data processing, and other computer related services -----	3	519	172	35	7
7371, 2, 3	Computer programming, prepackaged software, and integrated systems -----	3	519	172	35	7
7374, 5, 6	Data processing services -----	—	—	—	—	—
7377, 8, 9	Computer rental and leasing, maintenance, and related services, n.e.c. -----	—	—	—	—	—
738	Miscellaneous business services -----	15	(D)	(D)	(D)	EE
75	Automotive repair, services, and parking -----	68	23 153	4 962	1 151	293
751	Automotive rental and leasing, without drivers -----	7	1 990	226	46	12
752	Automobile parking -----	—	—	—	—	—
753	Automotive repair shops -----	54	20 444	4 569	1 068	255
7532	Top, body, and upholstery repair shops and paint shops -----	15	3 758	1 097	256	62
7538	General automotive repair shops -----	26	6 428	1 604	376	94
7533, 4, 6, 7, 9	Other automotive repair shops -----	13	10 258	1 868	436	99
754	Automotive services, except repair -----	7	719	167	37	26
76	Miscellaneous repair services -----	33	35 359	8 477	2 158	342
762	Electrical repair shops -----	4	(D)	(D)	(D)	BB
7622	Radio and television repair shops -----	—	—	—	—	—
7623, 9	Other electrical and electronic repair shops -----	4	(D)	(D)	(D)	BB
763	Watch, clock, and jewelry repair -----	—	—	—	—	—
764	Reupholstery and furniture repair -----	—	—	—	—	—
769	Miscellaneous repair and related services -----	29	(D)	(D)	(D)	EE
78, 79, 84	Amusement and recreation services, including motion pictures and museums -----	41	8 122	1 331	295	179
781, 2	Motion picture production, distribution, and services -----	1	(D)	(D)	(D)	AA
783	Motion picture theaters -----	2	(D)	(D)	(D)	AA
784	Video tape rental -----	7	(D)	(D)	(D)	BB
792	Theatrical producers (except motion picture), bands, orchestras, and entertainers -----	1	(D)	(D)	(D)	AA
793	Bowling centers -----	5	1 205	236	72	40
79 ex. 792, 3, 84	Commercial sports and other amusement and recreation services, including museums -----	25	4 586	807	157	99

SERVICE INDUSTRIES—GEOGRAPHIC AREA SERIES

OHIO OH-125

Table 6. Summary Statistics for Firms Subject to Federal Income Tax for Counties With 350 Establishments or More: 1992 — Con.

[Includes only establishments with payroll. For meaning of abbreviations and symbols, see introductory text. For explanation of terms and comparability of 1987 and 1992 censuses, see appendix A. For information on geographic areas followed by ▲, see appendix F]

SIC code	Geographic area and kind of business or operation	Establishments (number)	Receipts (\$1,000)	Annual payroll (\$1,000)	First-quarter payroll (\$1,000)	Paid employees for pay period including March 12 (number)
TUSCARAWAS COUNTY—Con.						
80	Health services -----	142	69 570	29 921	6 474	1 828
801	Offices and clinics of doctors of medicine -----	57	19 425	9 228	1 711	293
802	Offices and clinics of dentists -----	26	6 815	2 179	480	140
803	Offices and clinics of doctors of osteopathy -----	6	1 724	844	190	24
804	Offices and clinics of other health practitioners -----	30	7 455	2 202	534	121
805	Nursing and personal care facilities -----	12	27 110	12 254	2 833	927
806	Hospitals -----	—	—	—	—	—
807, 8, 9	Other health services -----	11	7 041	3 214	726	323
81	Legal services -----	35	8 937	3 137	620	143
823, 4, 9	Selected educational services -----	6	413	93	21	16
83	Social services -----	13	1 188	526	126	78
835	Child day care services -----	7	450	263	63	40
832, 3, 6, 9	Other social services -----	6	738	263	63	38
87 ex. 8733	Engineering, accounting, research, management, and related services (except noncommercial research organizations) -----	39	19 079	9 367	1 728	292
871	Engineering, architectural, and surveying services -----	14	6 366	3 804	697	121
872	Accounting, auditing, and bookkeeping services -----	16	4 878	3 090	639	97
873 ex. 8733	Research, development, and testing services (except noncommercial research organizations) -----	3	(D)	(D)	(D)	AA
874	Management and public relations services -----	6	(D)	(D)	(D)	BB
89	Services, n.e.c. -----	5	456	122	24	8
WARREN COUNTY						
	Total -----	525	303 026	98 704	20 202	5 370
70 ex. 704	Hotels, rooming houses, camps, and other lodging places (except membership lodging) -----	23	16 067	3 757	790	345
7011	Hotels and motels -----	18	(D)	(D)	(D)	EE
7011 pt.	Hotels -----	5	(D)	(D)	(D)	CC
7011 pt.	Motels, motor hotels, and tourist courts -----	13	(D)	(D)	(D)	CC
702, 3	Other lodging places -----	5	(D)	(D)	(D)	AA
72	Personal services -----	73	22 266	8 042	1 607	511
721	Laundry, cleaning, and garment services -----	25	13 532	4 243	885	240
7211	Power laundries, family and commercial* -----	1	(D)	(D)	(D)	AA
7213	Linen supply* -----	3	(D)	(D)	(D)	BB
7215	Coin-operated laundries and drycleaning -----	8	776	217	44	29
7216	Drycleaning plants, except rug cleaning* -----	6	666	217	56	23
7217	Carpet and upholstery cleaning -----	4	(D)	(D)	(D)	AA
7218	Industrial launderers* -----	2	(D)	(D)	(D)	BB
7212, 9	Other laundry, cleaning, and garment services* -----	1	(D)	(D)	(D)	AA
722	Photographic studios, portrait -----	5	2 021	1 204	171	67
723, 4	Beauty and barber shops -----	30	3 327	1 675	351	148
723	Beauty shops -----	29	(D)	(D)	(D)	CC
724	Barber shops -----	1	(D)	(D)	(D)	AA
725	Shoe repair shops and shoeshine parlors -----	1	(D)	(D)	(D)	AA
726	Funeral service and crematories -----	6	(D)	(D)	(D)	BB
729	Miscellaneous personal services -----	6	(D)	(D)	(D)	BB
73	Business services -----	92	(D)	(D)	(D)	GG
731	Advertising -----	4	(D)	(D)	(D)	BB
732	Consumer credit reporting agencies, mercantile reporting agencies, and adjustment and collection agencies -----	1	(D)	(D)	(D)	BB
733	Mailing, reproduction, commercial art and photography, and stenographic services -----	6	4 736	1 173	218	72
734	Services to dwellings and other buildings -----	22	(D)	(D)	(D)	CC
735	Miscellaneous equipment rental and leasing -----	8	(D)	(D)	(D)	BB
736	Personnel supply services -----	12	(D)	(D)	(D)	FF
737	Computer programming, data processing, and other computer related services -----	25	(D)	(D)	(D)	CC
7371, 2, 3	Computer programming, prepackaged software, and integrated systems -----	17	(D)	(D)	(D)	CC
7374, 5, 6	Data processing services -----	1	(D)	(D)	(D)	AA
7377, 8, 9	Computer rental and leasing, maintenance, and related services, n.e.c. -----	7	(D)	(D)	(D)	BB
738	Miscellaneous business services -----	14	(D)	(D)	(D)	CC
75	Automotive repair, services, and parking -----	34	7 048	1 679	420	105
751	Automotive rental and leasing, without drivers -----	—	—	—	—	—
752	Automobile parking -----	—	—	—	—	—
753	Automotive repair shops -----	28	(D)	(D)	(D)	BB
7532	Top, body, and upholstery repair shops and paint shops -----	8	(D)	(D)	(D)	BB
7538	General automotive repair shops -----	16	2 862	653	136	37
7533, 4, 6, 7, 9	Other automotive repair shops -----	4	(D)	(D)	(D)	AA
754	Automotive services, except repair -----	6	(D)	(D)	(D)	AA

Table 6. Summary Statistics for Firms Subject to Federal Income Tax for Counties With 350 Establishments or More: 1992 — Con.

[Includes only establishments with payroll. For meaning of abbreviations and symbols, see introductory text. For explanation of terms and comparability of 1987 and 1992 censuses, see appendix A. For information on geographic areas followed by ▲, see appendix F]

SIC code	Geographic area and kind of business or operation	Establishments (number)	Receipts (\$1,000)	Annual payroll (\$1,000)	First-quarter payroll (\$1,000)	Paid employees for pay period including March 12 (number)
WARREN COUNTY — Con.						
76	Miscellaneous repair services -----	23	(D)	(D)	(D)	BB
762	Electrical repair shops -----	7	1 333	313	74	19
7622	Radio and television repair shops -----	2	(D)	(D)	(D)	AA
7623, 9	Other electrical and electronic repair shops -----	5	(D)	(D)	(D)	AA
763	Watch, clock, and jewelry repair -----	—	—	—	—	—
764	Reupholstery and furniture repair -----	2	(D)	(D)	(D)	AA
769	Miscellaneous repair and related services -----	14	(D)	(D)	(D)	BB
78, 79, 84	Amusement and recreation services, including motion pictures and museums -----	46	114 172	27 778	3 737	1 053
781, 2	Motion picture production, distribution, and services -----	2	(D)	(D)	(D)	AA
783	Motion picture theaters -----	1	(D)	(D)	(D)	AA
784	Video tape rental -----	6	(D)	(D)	(D)	BB
792	Theatrical producers (except motion picture), bands, orchestras, and entertainers -----	—	—	—	—	—
793	Bowling centers -----	5	956	230	74	42
79 ex. 792, 3, 84	Commercial sports and other amusement and recreation services, including museums -----	32	112 204	27 376	3 623	980
80	Health services -----	106	57 528	23 237	5 312	1 507
801	Offices and clinics of doctors of medicine -----	30	13 113	5 274	1 160	183
802	Offices and clinics of dentists -----	31	(D)	(D)	(D)	CC
803	Offices and clinics of doctors of osteopathy -----	8	(D)	(D)	(D)	BB
804	Offices and clinics of other health practitioners -----	21	(D)	(D)	(D)	CC
805	Nursing and personal care facilities -----	9	21 479	10 742	2 461	803
806	Hospitals -----	—	—	—	—	—
807, 8, 9	Other health services -----	7	(D)	(D)	(D)	CC
81	Legal services -----	36	8 232	2 574	674	120
823, 4, 9	Selected educational services -----	1	(D)	(D)	(D)	AA
83	Social services -----	15	(D)	(D)	(D)	CC
835	Child day care services -----	14	(D)	(D)	(D)	CC
832, 3, 6, 9	Other social services -----	1	(D)	(D)	(D)	AA
87 ex. 8733	Engineering, accounting, research, management, and related services (except noncommercial research organizations) -----	69	21 649	7 623	1 954	280
871	Engineering, architectural, and surveying services -----	21	(D)	(D)	(D)	BB
872	Accounting, auditing, and bookkeeping services -----	22	(D)	(D)	(D)	BB
873 ex. 8733	Research, development, and testing services (except noncommercial research organizations) -----	3	(D)	(D)	(D)	AA
874	Management and public relations services -----	23	8 392	2 858	817	105
89	Services, n.e.c. -----	7	(D)	(D)	(D)	AA
WASHINGTON COUNTY						
	Total -----	351	128 738	45 936	10 190	2 681
70 ex. 704	Hotels, rooming houses, camps, and other lodging places (except membership lodging) -----	9	7 529	2 483	507	211
7011	Hotels and motels -----	7	(D)	(D)	(D)	CC
7011 pt.	Hotels -----	1	(D)	(D)	(D)	BB
7011 pt.	Motels, motor hotels, and tourist courts -----	6	(D)	(D)	(D)	CC
702, 3	Other lodging places -----	2	(D)	(D)	(D)	AA
72	Personal services -----	54	7 568	1 986	468	214
721	Laundry, cleaning, and garment services -----	11	1 962	531	127	65
7211	Power laundries, family and commercial* -----	1	(D)	(D)	(D)	AA
7213	Linen supply* -----	—	—	—	—	—
7215	Coin-operated laundries and drycleaning -----	3	(D)	(D)	(D)	AA
7216	Drycleaning plants, except rug cleaning* -----	5	1 069	323	80	41
7217	Carpet and upholstery cleaning -----	1	(D)	(D)	(D)	AA
7218	Industrial laundriers* -----	—	—	—	—	—
7212, 9	Other laundry, cleaning, and garment services* -----	1	(D)	(D)	(D)	AA
722	Photographic studios, portrait -----	4	686	60	14	5
723, 4	Beauty and barber shops -----	23	1 940	738	177	95
723	Beauty shops -----	23	1 940	738	177	95
724	Barber shops -----	—	—	—	—	—
725	Shoe repair shops and shoeshine parlors -----	1	(D)	(D)	(D)	AA
726	Funeral service and crematories -----	8	2 406	537	130	34
729	Miscellaneous personal services -----	7	(D)	(D)	(D)	AA

Table 6. Summary Statistics for Firms Subject to Federal Income Tax for Counties With 350 Establishments or More: 1992 — Con.

[Includes only establishments with payroll. For meaning of abbreviations and symbols, see introductory text. For explanation of terms and comparability of 1987 and 1992 censuses, see appendix A. For information on geographic areas followed by ▲, see appendix F]

SIC code	Geographic area and kind of business or operation	Establishments (number)	Receipts (\$1,000)	Annual payroll (\$1,000)	First-quarter payroll (\$1,000)	Paid employees for pay period including March 12 (number)
WASHINGTON COUNTY — Con.						
73	Business services	54	19 718	7 251	1 600	372
731	Advertising	4	(D)	(D)	(D)	AA
732	Consumer credit reporting agencies, mercantile reporting agencies, and adjustment and collection agencies	1	(D)	(D)	(D)	AA
733	Mailing, reproduction, commercial art and photography, and stenographic services	2	(D)	(D)	(D)	AA
734	Services to dwellings and other buildings	18	4 909	1 915	386	115
735	Miscellaneous equipment rental and leasing	6	1 797	709	146	25
736	Personnel supply services	3	1 641	1 112	250	39
737	Computer programming, data processing, and other computer related services	13	7 006	2 162	557	94
7371, 2, 3	Computer programming, prepackaged software, and integrated systems	4	(D)	(D)	(D)	AA
7374, 5, 6	Data processing services	4	(D)	(D)	(D)	BB
7377, 8, 9	Computer rental and leasing, maintenance, and related services, n.e.c.	5	(D)	(D)	(D)	AA
738	Miscellaneous business services	7	1 165	407	56	59
75	Automotive repair, services, and parking	43	12 845	2 284	553	174
751	Automotive rental and leasing, without drivers	2	(D)	(D)	(D)	AA
752	Automobile parking	—	—	—	—	—
753	Automotive repair shops	37	10 620	1 958	479	130
7532	Top, body, and upholstery repair shops and paint shops	10	1 504	251	70	19
7538	General automotive repair shops	19	5 869	1 015	231	69
7533, 4, 6, 7, 9	Other automotive repair shops	8	3 247	692	178	42
754	Automotive services, except repair	4	(D)	(D)	(D)	BB
76	Miscellaneous repair services	20	8 350	2 682	611	118
762	Electrical repair shops	3	(D)	(D)	(D)	AA
7622	Radio and television repair shops	1	(D)	(D)	(D)	AA
7623, 9	Other electrical and electronic repair shops	2	(D)	(D)	(D)	AA
763	Watch, clock, and jewelry repair	1	(D)	(D)	(D)	AA
764	Reupholstery and furniture repair	1	(D)	(D)	(D)	AA
769	Miscellaneous repair and related services	15	7 955	2 550	580	107
78, 79, 84	Amusement and recreation services, including motion pictures and museums	22	3 502	689	132	79
781, 2	Motion picture production, distribution, and services	—	—	—	—	—
783	Motion picture theaters	1	(D)	(D)	(D)	AA
784	Video tape rental	5	(D)	(D)	(D)	AA
792	Theatrical producers (except motion picture), bands, orchestras, and entertainers	1	(D)	(D)	(D)	AA
793	Bowling centers	1	(D)	(D)	(D)	AA
79 ex. 792, 3; 84	Commercial sports and other amusement and recreation services, including museums	14	1 935	416	58	39
80	Health services	91	50 057	21 328	4 603	1 143
801	Offices and clinics of doctors of medicine	32	17 762	9 608	1 811	199
802	Offices and clinics of dentists	16	4 672	1 299	307	92
803	Offices and clinics of doctors of osteopathy	14	(D)	(D)	(D)	BB
804	Offices and clinics of other health practitioners	14	4 690	1 352	260	76
805	Nursing and personal care facilities	6	15 410	6 351	1 645	573
806	Hospitals	—	—	—	—	—
807, 8, 9	Other health services	9	(D)	(D)	(D)	CC
81	Legal services	17	5 534	2 240	458	83
823, 4, 9	Selected educational services	—	—	—	—	—
83	Social services	7	(D)	(D)	(D)	BB
835	Child day care services	4	(D)	(D)	(D)	BB
832, 3, 6, 9	Other social services	3	(D)	(D)	(D)	AA
87 ex. 8733	Engineering, accounting, research, management, and related services (except noncommercial research organizations)	29	6 612	2 499	666	138
871	Engineering, architectural, and surveying services	9	(D)	(D)	(D)	BB
872	Accounting, auditing, and bookkeeping services	15	3 217	966	308	82
873 ex. 8733	Research, development, and testing services (except noncommercial research organizations)	—	—	—	—	—
874	Management and public relations services	5	(D)	(D)	(D)	BB
89	Services, n.e.c.	5	(D)	(D)	(D)	CC

Table 6. Summary Statistics for Firms Subject to Federal Income Tax for Counties With 350 Establishments or More: 1992 — Con.

[Includes only establishments with payroll. For meaning of abbreviations and symbols, see introductory text. For explanation of terms and comparability of 1987 and 1992 censuses, see appendix A. For information on geographic areas followed by ▲, see appendix F]

SIC code	Geographic area and kind of business or operation	Establishments (number)	Receipts (\$1,000)	Annual payroll (\$1,000)	First-quarter payroll (\$1,000)	Paid employees for pay period including March 12 (number)
WAYNE COUNTY						
	Total	477	181 509	62 671	13 336	3 559
70 ex. 704	Hotels, rooming houses, camps, and other lodging places (except membership lodging)	11	4 340	1 260	215	114
7011	Hotels and motels	5	3 513	1 126	191	101
7011 pt.	Hotels	1	(D)	(D)	(D)	BB
7011 pt.	Motels, motor hotels, and tourist courts	4	(D)	(D)	(D)	BB
702, 3	Other lodging places	6	827	134	24	13
72	Personal services	80	10 929	3 834	957	367
721	Laundry, cleaning, and garment services	16	2 363	781	188	84
7211	Power laundries, family and commercial*	—	—	—	—	—
7213	Linen supply*	—	—	—	—	—
7215	Coin-operated laundries and drycleaning	4	(D)	(D)	(D)	AA
7216	Drycleaning plants, except rug cleaning*	7	1 580	661	151	55
7217	Carpet and upholstery cleaning	3	361	40	9	6
7218	Industrial laundriers*	1	(D)	(D)	(D)	AA
7212, 9	Other laundry, cleaning, and garment services*	1	(D)	(D)	(D)	AA
722	Photographic studios, portrait	5	847	117	25	14
723, 4	Beauty and barber shops	36	3 778	1 818	434	157
723	Beauty shops	35	(D)	(D)	(D)	CC
724	Barber shops	1	(D)	(D)	(D)	AA
725	Shoe repair shops and shoeshine parlors	1	(D)	(D)	(D)	AA
726	Funeral service and crematories	11	3 072	818	184	60
729	Miscellaneous personal services	11	(D)	(D)	(D)	BB
73	Business services	64	34 834	7 931	1 640	576
731	Advertising	2	(D)	(D)	(D)	BB
732	Consumer credit reporting agencies, mercantile reporting agencies, and adjustment and collection agencies	1	(D)	(D)	(D)	AA
733	Mailing, reproduction, commercial art and photography, and stenographic services	4	(D)	(D)	(D)	AA
734	Services to dwellings and other buildings	19	3 173	1 357	302	209
735	Miscellaneous equipment rental and leasing	11	3 822	1 085	242	54
736	Personnel supply services	5	2 935	2 039	323	152
737	Computer programming, data processing, and other computer related services	8	2 625	736	176	38
7371, 2, 3	Computer programming, prepackaged software, and integrated systems	5	(D)	(D)	(D)	AA
7374, 5, 6	Data processing services	3	(D)	(D)	(D)	BB
7377, 8, 9	Computer rental and leasing, maintenance, and related services, n.e.c.	—	—	—	—	—
738	Miscellaneous business services	14	(D)	(D)	(D)	BB
75	Automotive repair, services, and parking	50	17 725	3 912	862	227
751	Automotive rental and leasing, without drivers	2	(D)	(D)	(D)	AA
752	Automobile parking	—	—	—	—	—
753	Automotive repair shops	38	13 723	3 151	688	161
7532	Top, body, and upholstery repair shops and paint shops	10	2 334	596	127	33
7538	General automotive repair shops	18	4 409	1 055	235	55
7533, 4, 6, 7, 9	Other automotive repair shops	10	6 980	1 500	326	73
754	Automotive services, except repair	10	(D)	(D)	(D)	BB
76	Miscellaneous repair services	25	15 503	2 697	574	123
762	Electrical repair shops	3	582	131	36	14
7622	Radio and television repair shops	3	582	131	36	14
7623, 9	Other electrical and electronic repair shops	—	—	—	—	—
763	Watch, clock, and jewelry repair	—	—	—	—	—
764	Reupholstery and furniture repair	2	(D)	(D)	(D)	AA
769	Miscellaneous repair and related services	20	(D)	(D)	(D)	CC
78, 79, 84	Amusement and recreation services, including motion pictures and museums	32	5 517	1 242	238	207
781, 2	Motion picture production, distribution, and services	—	—	—	—	—
783	Motion picture theaters	2	(D)	(D)	(D)	BB
784	Video tape rental	10	(D)	(D)	(D)	BB
792	Theatrical producers (except motion picture), bands, orchestras, and entertainers	—	—	—	—	—
793	Bowling centers	5	1 061	318	87	56
79 ex. 792, 3, 84	Commercial sports and other amusement and recreation services, including museums	15	3 160	655	90	87
80	Health services	111	66 180	32 367	6 716	1 450
801	Offices and clinics of doctors of medicine	27	24 908	12 536	2 311	330
802	Offices and clinics of dentists	32	8 722	3 338	582	147
803	Offices and clinics of doctors of osteopathy	6	2 809	1 315	297	52
804	Offices and clinics of other health practitioners	34	7 385	3 563	832	118
805	Nursing and personal care facilities	8	21 420	11 246	2 609	791
806	Hospitals	—	—	—	—	—
807, 8, 9	Other health services	4	936	369	85	12
81	Legal services	31	10 067	2 679	561	132
823, 4, 9	Selected educational services	4	(D)	(D)	(D)	BB

SERVICE INDUSTRIES—GEOGRAPHIC AREA SERIES

Table 6. Summary Statistics for Firms Subject to Federal Income Tax for Counties With 350 Establishments or More: 1992 — Con.

[Includes only establishments with payroll. For meaning of abbreviations and symbols, see introductory text. For explanation of terms and comparability of 1987 and 1992 censuses, see appendix A. For information on geographic areas followed by ▲, see appendix F]

SIC code	Geographic area and kind of business or operation	Establishments (number)	Receipts (\$1,000)	Annual payroll (\$1,000)	First-quarter payroll (\$1,000)	Paid employees for pay period including March 12 (number)
WAYNE COUNTY — Con.						
83	Social services	19	3 673	1 113	261	124
835	Child day care services	8	795	385	87	54
832, 3, 6, 9	Other social services	11	2 878	728	174	70
87 ex. 8733	Engineering, accounting, research, management, and related services (except noncommercial research organizations)	45	12 012	5 342	1 208	195
871	Engineering, architectural, and surveying services	14	5 008	2 180	511	79
872	Accounting, auditing, and bookkeeping services	20	4 119	1 899	474	79
873 ex. 8733	Research, development, and testing services (except noncommercial research organizations)	2	(D)	(D)	(D)	BB
874	Management and public relations services	9	(D)	(D)	(D)	AA
89	Services, n.e.c.	5	(D)	(D)	(D)	AA
WOOD COUNTY						
	Total	598	283 431	112 586	24 890	6 781
70 ex. 704	Hotels, rooming houses, camps, and other lodging places (except membership lodging)	22	25 521	4 291	1 123	567
7011	Hotels and motels	19	(D)	(D)	(D)	FF
7011 pt.	Hotels	2	(D)	(D)	(D)	CC
7011 pt.	Motels, motor hotels, and tourist courts	17	(D)	(D)	(D)	EE
702, 3	Other lodging places	3	(D)	(D)	(D)	AA
72	Personal services	87	14 588	4 581	1 070	480
721	Laundry, cleaning, and garment services	21	3 584	1 053	260	129
7211	Power laundries, family and commercial*	—	—	—	—	—
7213	Linen supply*	—	—	—	—	—
7215	Coin-operated laundries and drycleaning	10	(D)	(D)	(D)	BB
7216	Drycleaning plants, except rug cleaning*	7	(D)	(D)	(D)	BB
7217	Carpet and upholstery cleaning	—	—	—	—	—
7218	Industrial laundries*	1	(D)	(D)	(D)	AA
7212, 9	Other laundry, cleaning, and garment services*	3	(D)	(D)	(D)	AA
722	Photographic studios, portrait	9	1 151	277	58	31
723, 4	Beauty and barber shops	38	4 684	2 037	485	231
723	Beauty shops	38	4 684	2 037	485	231
724	Barber shops	—	—	—	—	—
725	Shoe repair shops and shoeshine parlors	—	—	—	—	—
726	Funeral service and crematories	9	2 799	969	201	40
729	Miscellaneous personal services	10	2 370	245	66	49
73	Business services	80	61 931	33 665	6 619	2 091
731	Advertising	3	(D)	(D)	(D)	AA
732	Consumer credit reporting agencies, mercantile reporting agencies, and adjustment and collection agencies	1	(D)	(D)	(D)	AA
733	Mailing, reproduction, commercial art and photography, and stenographic services	7	1 608	323	101	59
734	Services to dwellings and other buildings	16	(D)	(D)	(D)	CC
735	Miscellaneous equipment rental and leasing	8	(D)	(D)	(D)	CC
736	Personnel supply services	8	(D)	(D)	(D)	GG
737	Computer programming, data processing, and other computer related services	20	(D)	(D)	(D)	CC
7371, 2, 3	Computer programming, prepackaged software, and integrated systems	15	(D)	(D)	(D)	CC
7374, 5, 6	Data processing services	3	(D)	(D)	(D)	BB
7377, 8, 9	Computer rental and leasing, maintenance, and related services, n.e.c.	2	(D)	(D)	(D)	AA
738	Miscellaneous business services	17	(D)	(D)	(D)	CC
75	Automotive repair, services, and parking	61	26 205	6 524	1 511	376
751	Automotive rental and leasing, without drivers	2	(D)	(D)	(D)	AA
752	Automobile parking	—	—	—	—	—
753	Automotive repair shops	45	(D)	(D)	(D)	CC
7532	Top, body, and upholstery repair shops and paint shops	9	2 607	781	200	44
7538	General automotive repair shops	27	10 892	2 534	603	124
7533, 4, 6, 7, 9	Other automotive repair shops	9	(D)	(D)	(D)	BB
754	Automotive services, except repair	14	(D)	(D)	(D)	CC
76	Miscellaneous repair services	31	14 061	3 947	1 008	160
762	Electrical repair shops	8	(D)	(D)	(D)	BB
7622	Radio and television repair shops	—	—	—	—	—
7623, 9	Other electrical and electronic repair shops	8	(D)	(D)	(D)	BB
763	Watch, clock, and jewelry repair	1	(D)	(D)	(D)	AA
764	Reupholstery and furniture repair	2	(D)	(D)	(D)	AA
769	Miscellaneous repair and related services	20	(D)	(D)	(D)	BB

Table 6. Summary Statistics for Firms Subject to Federal Income Tax for Counties With 350 Establishments or More: 1992 — Con.

[Includes only establishments with payroll. For meaning of abbreviations and symbols, see introductory text. For explanation of terms and comparability of 1987 and 1992 censuses, see appendix A. For information on geographic areas followed by ▲, see appendix F]

SIC code	Geographic area and kind of business or operation	Establishments (number)	Receipts (\$1,000)	Annual payroll (\$1,000)	First-quarter payroll (\$1,000)	Paid employees for pay period including March 12 (number)
WOOD COUNTY — Con.						
78, 79, 84	Amusement and recreation services, including motion pictures and museums	45	(D)	(D)	(D)	EE
781, 2	Motion picture production, distribution, and services	1	(D)	(D)	(D)	AA
783	Motion picture theaters	4	(D)	(D)	(D)	BB
784	Video tape rental	10	(D)	(D)	(D)	BB
792	Theatrical producers (except motion picture), bands, orchestras, and entertainers	1	(D)	(D)	(D)	AA
793	Bowling centers	6	2 354	675	201	103
79 ex. 792, 3, 84	Commercial sports and other amusement and recreation services, including museums	23	4 092	989	182	77
80	Health services	138	65 845	29 422	6 180	1 335
801	Offices and clinics of doctors of medicine	64	26 880	12 884	2 516	297
802	Offices and clinics of dentists	32	12 956	5 563	1 141	218
803	Offices and clinics of doctors of osteopathy	4	(D)	(D)	(D)	BB
804	Offices and clinics of other health practitioners	26	5 259	1 664	365	87
805	Nursing and personal care facilities	8	16 970	7 517	1 810	604
806	Hospitals	—	—	—	—	—
807, 8, 9	Other health services	4	(D)	(D)	(D)	BB
81	Legal services	38	10 363	2 040	599	114
823, 4, 9	Selected educational services	5	(D)	(D)	(D)	BB
83	Social services	17	3 219	908	222	110
835	Child day care services	13	(D)	(D)	(D)	BB
832, 3, 6, 9	Other social services	4	(D)	(D)	(D)	BB
87 ex. 8733	Engineering, accounting, research, management, and related services (except noncommercial research organizations)	70	47 223	22 997	5 702	1 183
871	Engineering, architectural, and surveying services	15	10 448	3 223	707	149
872	Accounting, auditing, and bookkeeping services	19	3 782	1 248	302	101
873 ex. 8733	Research, development, and testing services (except noncommercial research organizations)	12	26 207	16 395	4 148	844
874	Management and public relations services	24	6 786	2 131	545	89
89	Services, n.e.c.	4	(D)	(D)	(D)	BB

Table 7a. Summary Statistics for Firms Subject to Federal Income Tax for Metropolitan Areas: 1992

[Includes only establishments with payroll. For meaning of abbreviations and symbols, see introductory text. For explanation of terms and comparability of 1987 and 1992 censuses, see appendix A. For definitions of CMSA's, MSA's, and PMSA's, see appendix D]

SIC code	Geographic area and kind of business or operation	Establishments (number)	Receipts (\$1,000)	Annual payroll (\$1,000)	First-quarter payroll (\$1,000)	Paid employees for pay period including March 12 (number)
CANTON—MASSILLON, OH MSA						
	Total	2 567	1 112 329	455 812	97 366	22 692
70 ex. 704	Hotels, rooming houses, camps, and other lodging places (except membership lodging)	36	27 080	8 623	1 938	790
7011	Hotels and motels	29	25 844	8 300	1 893	770
7011 pt.	Hotels	9	18 773	6 867	1 549	591
7011 pt.	Hotels, 25 guestrooms or more	7	(D)	(D)	(D)	FF
7011 pt.	Hotels, less than 25 guestrooms	2	(D)	(D)	(D)	AA
7011 pt.	Motels, motor hotels, and tourist courts	20	7 071	1 433	344	179
7011 pt.	Motels, tourist courts	15	4 645	947	216	111
7011 pt.	Motor hotels	5	2 426	486	128	68
702, 3	Other lodging places	7	1 236	323	45	20
702	Rooming and boarding houses	2	(D)	(D)	(D)	AA
703	Camps and recreational vehicle parks	5	(D)	(D)	(D)	AA

SERVICE INDUSTRIES—GEOGRAPHIC AREA SERIES

OHIO OH—131

Table 7a. Summary Statistics for Firms Subject to Federal Income Tax for Metropolitan Areas: 1992—Con.

[Includes only establishments with payroll. For meaning of abbreviations and symbols, see introductory text. For explanation of terms and comparability of 1987 and 1992 censuses, see appendix A. For definitions of CMSA's, MSA's, and PMSA's, see appendix D]

SIC code	Geographic area and kind of business or operation	Establishments (number)	Receipts (\$1,000)	Annual payroll (\$1,000)	First-quarter payroll (\$1,000)	Paid employees for pay period including March 12 (number)
CANTON—MASSILLON, OH MSA—Con.						
72	Personal services	401	74 601	25 565	5 805	2 342
721	Laundry, cleaning, and garment services	85	22 859	7 202	1 666	642
7211	Power laundries, family and commercial*	4	390	138	32	16
7213	Linen supply*	1	(D)	(D)	(D)	AA
7215	Coin-operated laundries and drycleaning	17	1 965	387	83	52
7216	Drycleaning plants, except rug cleaning*	36	8 242	2 918	693	303
7217	Carpet and upholstery cleaning	11	772	170	46	61
7218	Industrial launderers*	3	(D)	(D)	(D)	CC
7212, 9	Other laundry, cleaning, and garment services*	13	(D)	(D)	(D)	BB
7212	Garment pressing, and agents for laundries and drycleaners	9	(D)	(D)	(D)	BB
7219	Laundry and garment services, n.e.c.*	4	(D)	(D)	(D)	BB
722	Photographic studios, portrait	22	8 847	2 891	516	216
723, 4	Beauty and barber shops	197	20 698	9 496	2 172	942
723	Beauty shops	192	20 290	9 271	2 130	927
724	Barber shops	5	408	225	42	15
725	Shoe repair shops and shoeshine parlors	6	309	41	4	5
726	Funeral service and crematories	37	13 178	2 975	629	173
729	Miscellaneous personal services	54	8 710	2 960	818	364
7291	Tax return preparation services	5	(D)	(D)	(D)	CC
7299	Miscellaneous personal services, n.e.c.	49	(D)	(D)	(D)	CC
73	Business services	346	191 112	77 549	17 721	5 561
731	Advertising	26	8 493	3 434	746	139
7311	Advertising agencies	20	8 064	3 305	715	126
7312	Outdoor advertising services	1	(D)	(D)	(D)	AA
7313	Radio, television, publishers' advertising representatives	3	(D)	(D)	(D)	AA
7319	Advertising, n.e.c.	2	(D)	(D)	(D)	AA
732	Consumer credit reporting agencies, mercantile reporting agencies, and adjustment and collection agencies	12	7 430	2 091	495	105
7322	Adjustment and collection services	11	(D)	(D)	(D)	BB
7323	Credit reporting services	1	(D)	(D)	(D)	BB
733	Mailing, reproduction, commercial art and photography, and stenographic services	22	6 877	1 593	366	148
7331	Direct mail advertising services	4	(D)	(D)	(D)	BB
7334	Photocopying and duplicating services	2	(D)	(D)	(D)	BB
7335, 6	Commercial photography, art, and graphics	12	1 681	566	159	42
7335	Commercial photography	4	691	211	55	16
7336	Commercial art and graphic design	8	990	355	104	26
7338	Secretarial and court reporting services	4	(D)	(D)	(D)	AA
734	Services to dwellings and other buildings	91	19 988	9 433	2 125	1 054
7342	Disinfecting and pest control services	7	1 196	391	77	32
7349	Building cleaning and maintenance services, n.e.c.	84	18 792	9 042	2 048	1 022
735	Miscellaneous equipment rental and leasing	33	13 588	3 412	852	210
7352	Medical equipment rental and leasing	1	(D)	(D)	(D)	BB
7353	Heavy construction equipment rental and leasing	7	(D)	(D)	(D)	AA
7359	Equipment rental and leasing, n.e.c.	25	8 282	1 814	429	123
736	Personnel supply services	31	28 789	21 616	4 674	1 755
7361	Employment agencies	10	1 972	603	106	35
7363	Help supply services	21	26 817	21 013	4 568	1 720
7363 pt.	Temporary help supply	17	26 253	20 621	4 476	1 693
7363 pt.	Help supply, except temporary	4	564	392	92	27
737	Computer programming, data processing, and other computer related services	46	38 914	13 611	3 340	428
7371, 2, 3	Computer programming, prepackaged software, and integrated systems	28	16 089	5 933	1 414	199
7371	Computer programming services	20	(D)	(D)	(D)	BB
7372	Prepackaged software	2	(D)	(D)	(D)	AA
7373	Computer integrated systems	6	10 056	3 324	808	108
7374, 5, 6	Data processing services	10	9 553	3 853	930	131
7374, 5	Computer processing, information retrieval	10	9 553	3 853	930	131
7376	Computer facilities management services	—	—	—	—	—
7377, 8, 9	Computer rental and leasing, maintenance, and related services, n.e.c.	8	13 272	3 825	996	98
7377	Computer rental and leasing	—	—	—	—	—
7378	Computer maintenance and repair	5	(D)	(D)	(D)	BB
7379	Computer related services, n.e.c.	3	(D)	(D)	(D)	AA
738	Miscellaneous business services	85	67 033	22 359	5 123	1 722
7381, 2	Detective agencies and protective services	16	8 768	5 515	1 235	656
7381	Detective, guard, and armored car services	16	8 768	5 515	1 235	656
7382	Security systems services	—	—	—	—	—
7383	News syndicates	—	—	—	—	—
7384	Photofinishing laboratories*	10	(D)	(D)	(D)	CC
7389	Business services, n.e.c.	59	(D)	(D)	(D)	FF
7389 pt.	Sign painting shops	3	(D)	(D)	(D)	AA
7389 pt.	Interior designing	6	2 097	260	66	18
7389 pt.	Telephone answering services	6	2 029	931	186	65
7389 pt.	Other business services	44	(D)	(D)	(D)	FF

Table 7a. Summary Statistics for Firms Subject to Federal Income Tax for Metropolitan Areas: 1992—Con.

[Includes only establishments with payroll. For meaning of abbreviations and symbols, see introductory text. For explanation of terms and comparability of 1987 and 1992 censuses, see appendix A. For definitions of CMSA's, MSA's, and PMSA's, see appendix D]

SIC code	Geographic area and kind of business or operation	Establishments (number)	Receipts (\$1,000)	Annual payroll (\$1,000)	First-quarter payroll (\$1,000)	Paid employees for pay period including March 12 (number)
CANTON—MASSILLON, OH MSA—Con.						
75	Automotive repair, services, and parking	294	72 958	19 127	4 601	1 313
751	Automotive rental and leasing, without drivers	18	(D)	(D)	(D)	BB
7513	Truck rental and leasing, without drivers	12	6 961	2 198	574	77
7514, 5	Passenger car rental and leasing	6	(D)	(D)	(D)	BB
7514	Passenger car rental	5	(D)	(D)	(D)	AA
7515	Passenger car leasing	1	(D)	(D)	(D)	AA
7519	Utility trailer and recreational vehicle rental	—	—	—	—	—
752	Automobile parking	6	(D)	(D)	(D)	BB
753	Automotive repair shops	222	52 710	13 154	3 119	762
7532	Top, body, and upholstery repair shops and paint shops	63	13 925	3 990	1 044	230
7532 pt.	Top and body repair shops	60	13 643	3 873	993	217
7532 pt.	Paint shops	3	282	117	51	13
7538	General automotive repair shops	98	22 453	5 136	1 149	304
7538 pt.	General automotive repair shops, except diesel	93	21 810	4 974	1 109	293
7538 pt.	Diesel repair shops	5	643	162	40	11
7533, 4, 6, 7, 9	Other automotive repair shops	61	16 332	4 028	926	228
7533	Automotive exhaust system repair shops	22	6 284	1 581	369	92
7534	Tire retreading and repair shops	4	2 587	468	98	20
7536	Automotive glass replacement shops	8	3 276	933	213	46
7537	Automotive transmission repair shops	11	2 251	639	159	40
7539	Automotive repair shops, n.e.c.	16	1 934	407	87	30
7539 pt.	Radiator repair	6	757	92	19	9
7539 pt.	Brake, front end, and wheel alignment	6	647	145	30	8
7539 pt.	Automotive electrical and fuel system services	4	530	170	38	13
7539 pt.	Other automotive repair shops, n.e.c.	—	—	—	—	—
754	Automotive services, except repair	48	9 601	3 259	777	419
7542	Carwashes	30	5 558	1 954	493	304
7549	Automotive services, except repair and carwashes	18	4 043	1 305	284	115
76	Miscellaneous repair services	101	60 589	21 370	5 438	899
762	Electrical repair shops	19	8 745	3 339	847	181
7622	Radio and television repair shops	6	1 617	679	170	43
7623, 9	Other electrical and electronic repair shops	13	7 128	2 660	677	138
7623	Refrigeration and air-conditioning service and repair shops	—	—	—	—	—
7629	Electrical and electronic repair shops, n.e.c.	13	7 128	2 660	677	138
763	Watch, clock, and jewelry repair	3	(D)	(D)	(D)	AA
764	Reupholstery and furniture repair	7	(D)	(D)	(D)	BB
769	Miscellaneous repair and related services	72	50 758	17 681	4 513	688
7692	Welding repair	9	6 969	2 023	1 157	106
7694	Armature rewinding shops	6	10 907	3 998	886	134
7699	Repair shops and related services, n.e.c.	57	32 882	11 660	2 470	448
78, 79, 84	Amusement and recreation services, including motion pictures and museums	167	54 289	14 224	2 874	1 603
781, 2	Motion picture production, distribution, and services	3	(D)	(D)	(D)	AA
783	Motion picture theaters	6	6 273	843	183	101
7832	Motion picture theaters, except drive-in	6	6 273	843	183	101
7833	Drive-in motion picture theaters	—	—	—	—	—
784	Video tape rental	39	7 119	1 469	353	235
792	Theatrical producers (except motion picture), bands, orchestras, and entertainers	2	(D)	(D)	(D)	AA
7922	Theatrical producers (except motion picture) and miscellaneous theatrical services	—	—	—	—	—
7929	Bands, orchestras, actors, and other entertainers and entertainment groups	2	(D)	(D)	(D)	AA
793	Bowling centers	19	5 440	1 680	513	297
79 ex. 792, 3, 84	Commercial sports and other amusement and recreation services, including museums	98	34 548	10 088	1 788	958
794	Commercial sports	3	469	95	1	1
7941	Professional sports clubs, managers, promoters	1	(D)	(D)	(D)	AA
7948	Racing, including track operation	2	(D)	(D)	(D)	AA
79 ex. 792, 3, 4, 84	Other amusement and recreation services, including museums	95	34 079	9 993	1 787	957
791	Dance studios, schools, and halls	10	1 000	415	104	59
7991	Physical fitness facilities	12	4 718	1 285	320	145
7992	Public golf courses	19	9 580	2 602	373	225
7993	Coin-operated amusement devices	7	5 734	1 809	311	74
7996	Amusement parks	—	—	—	—	—
7997	Membership sports and recreation clubs	10	6 345	2 571	473	360
7999, 84	Amusement and recreation services, including museums, n.e.c.	37	6 702	1 311	206	94
7999 pt.	Concession operators of amusement devices and rides	2	(D)	(D)	(D)	AA
7999 pt.	Carnivals, circuses, and fairs	1	(D)	(D)	(D)	AA
7999 pt., 84	Other recreation and amusements, including museums	34	6 415	1 242	205	93

Table 7a. Summary Statistics for Firms Subject to Federal Income Tax for Metropolitan Areas: 1992 – Con.

[Includes only establishments with payroll. For meaning of abbreviations and symbols, see introductory text. For explanation of terms and comparability of 1987 and 1992 censuses, see appendix A. For definitions of CMSA's, MSA's, and PMSA's, see appendix D]

SIC code	Geographic area and kind of business or operation	Establishments (number)	Receipts (\$1,000)	Annual payroll (\$1,000)	First-quarter payroll (\$1,000)	Paid employees for pay period including March 12 (number)
CANTON-MASSILLON, OH MSA – Con.						
80	Health services -----	693	412 736	210 869	41 122	7 131
801	Offices and clinics of doctors of medicine -----	275	193 811	114 146	20 907	1 996
8011 pt.	Offices of doctors of medicine -----	270	191 931	112 979	20 554	1 981
8011 pt.	General medical clinics -----	5	1 880	1 167	353	15
802	Offices and clinics of dentists -----	171	50 040	19 434	4 087	891
803	Offices and clinics of doctors of osteopathy -----	33	27 721	15 782	2 629	352
804	Offices and clinics of other health practitioners -----	123	32 458	12 573	2 635	546
8041	Offices and clinics of chiropractors -----	47	14 110	5 469	1 224	252
8042	Offices and clinics of optometrists -----	34	6 515	1 806	365	100
8043	Offices and clinics of podiatrists -----	14	3 138	1 137	247	47
8049	Offices and clinics of health practitioners, n.e.c. -----	28	8 695	4 161	799	147
805	Nursing and personal care facilities -----	45	82 731	36 992	8 453	2 854
8051	Skilled nursing care facilities -----	25	59 650	26 034	5 946	1 969
8052	Intermediate care facilities -----	18	(D)	(D)	(D)	FF
8059	Nursing and personal care facilities, n.e.c. -----	2	(D)	(D)	(D)	AA
806	Hospitals -----	–	–	–	–	–
8062	General medical and surgical hospitals -----	–	–	–	–	–
8063, 9	Specialty hospitals -----	–	–	–	–	–
807, 8, 9	Other health services -----	46	25 975	11 942	2 411	492
807	Medical and dental laboratories -----	21	11 985	6 165	1 103	157
8071	Medical laboratories -----	13	10 172	5 512	943	121
8072	Dental laboratories -----	8	1 813	653	160	36
808	Home health care services -----	9	4 742	2 660	622	193
809	Miscellaneous health and allied services, n.e.c. -----	16	9 248	3 117	686	142
8092	Kidney dialysis centers -----	1	(D)	(D)	(D)	BB
8093	Specialty outpatient facilities, n.e.c. -----	11	4 598	1 770	392	81
8099	Health and allied services, n.e.c. -----	4	(D)	(D)	(D)	BB
81	Legal services -----	188	62 937	27 260	5 912	795
823, 4, 9	Selected educational services -----	16	3 095	1 058	259	99
823	Libraries -----	–	–	–	–	–
824	Vocational schools -----	4	(D)	(D)	(D)	BB
829	Schools and educational services, n.e.c. -----	12	(D)	(D)	(D)	BB
83	Social services -----	60	7 415	3 789	839	482
835	Child day care services -----	43	5 170	2 939	703	413
832, 3, 6, 9	Other social services -----	17	2 245	850	136	69
87 ex. 8733	Engineering, accounting, research, management, and related services (except noncommercial research organizations) -----	249	138 947	44 071	10 453	1 614
871	Engineering, architectural, and surveying services -----	64	29 776	13 241	2 998	445
8711	Engineering services -----	42	23 436	10 773	2 394	331
8712	Architectural services -----	11	3 741	1 369	364	56
8713	Surveying services -----	11	2 599	1 099	240	58
872	Accounting, auditing, and bookkeeping services -----	114	34 008	12 199	3 038	576
873 ex. 8733	Research, development, and testing services (except noncommercial research organizations) -----	14	56 356	11 134	2 854	353
8731	Commercial physical and biological research -----	5	(D)	(D)	(D)	BB
8732	Commercial economic, sociological, and educational research -----	–	–	–	–	–
8734	Testing laboratories -----	9	(D)	(D)	(D)	EE
874	Management and public relations services -----	57	18 807	7 497	1 563	240
8741	Management services -----	17	11 339	4 546	913	135
8742	Management consulting services -----	30	5 352	2 408	552	74
8743	Public relations services -----	4	1 622	262	56	22
8744	Facilities support management services -----	–	–	–	–	–
8748	Business consulting services, n.e.c. -----	6	494	281	42	9
89	Services, n.e.c. -----	16	6 570	2 307	404	63
CINCINNATI-HAMILTON, OH-KY-IN CMSA						
	Total -----	12 212	8 570 366	3 345 948	744 150	149 242
70 ex. 704	Hotels, rooming houses, camps, and other lodging places (except membership lodging) -----	195	(D)	(D)	(D)	II
7011	Hotels and motels -----	173	386 386	104 750	24 854	8 906
7011 pt.	Hotels -----	80	298 177	86 809	20 579	7 367
7011 pt.	Hotels, 25 guestrooms or more -----	73	(D)	(D)	(D)	II
7011 pt.	Hotels, less than 25 guestrooms -----	7	(D)	(D)	(D)	BB
7011 pt.	Motels, motor hotels, and tourist courts -----	93	68 209	17 941	4 275	1 539
7011 pt.	Motels, tourist courts -----	86	(D)	(D)	(D)	GG
7011 pt.	Motor hotels -----	7	(D)	(D)	(D)	CC
702, 3	Other lodging places -----	22	(D)	(D)	(D)	BB
702	Rooming and boarding houses -----	5	661	162	39	21
703	Camps and recreational vehicle parks -----	17	(D)	(D)	(D)	BB
7032	Sporting and recreational camps -----	3	239	22	1	6
7033	Recreational vehicle parks and campsites -----	14	(D)	(D)	(D)	BB

OH-134 OHIO

SERVICE INDUSTRIES—GEOGRAPHIC AREA SERIES

Table 7a. Summary Statistics for Firms Subject to Federal Income Tax for Metropolitan Areas: 1992 — Con.

[Includes only establishments with payroll. For meaning of abbreviations and symbols, see introductory text. For explanation of terms and comparability of 1987 and 1992 censuses, see appendix A. For definitions of CMSA's, MSA's, and PMSA's, see appendix D]

SIC code	Geographic area and kind of business or operation	Establishments (number)	Receipts (\$1,000)	Annual payroll (\$1,000)	First-quarter payroll (\$1,000)	Paid employees for pay period including March 12 (number)
CINCINNATI-HAMILTON, OH-KY-IN CMSA — Con.						
72	Personal services	1 531	368 258	125 131	28 952	10 015
721	Laundry, cleaning, and garment services	425	164 652	50 674	11 218	3 690
7211	Power laundries, family and commercial*	11	(D)	(D)	(D)	CC
7213	Linen supply*	8	(D)	(D)	(D)	CC
7215	Coin-operated laundries and drycleaning	89	15 962	3 086	740	317
7215 pt.	Coin-operated laundries and drycleaning stores	86	(D)	(D)	(D)	EE
7215 pt.	Coin-operated laundry routes	3	(D)	(D)	(D)	BB
7216	Drycleaning plants, except rug cleaning*	185	44 464	18 346	4 310	1 670
7217	Carpet and upholstery cleaning	69	15 164	5 337	1 074	1 385
7218	Industrial launderers*	14	(D)	(D)	(D)	FF
7212, 9	Other laundry, cleaning, and garment services*	49	(D)	(D)	(D)	CC
7212	Garment pressing, and agents for laundries and drycleaners	24	(D)	(D)	(D)	CC
7219	Laundry and garment services, n.e.c.*	25	(D)	(D)	(D)	CC
722	Photographic studios, portrait	107	25 978	7 015	1 411	511
723, 4	Beauty and barber shops	665	84 655	40 309	9 443	3 330
723	Beauty shops	620	80 493	38 588	9 036	3 222
724	Barber shops	45	4 162	1 721	407	108
725	Shoe repair shops and shoeshine parlors	24	(D)	(D)	(D)	BB
726	Funeral service and crematories	132	58 496	15 825	3 688	639
729	Miscellaneous personal services	178	(D)	(D)	(D)	GG
7291	Tax return preparation services	40	(D)	(D)	(D)	GG
7299	Miscellaneous personal services, n.e.c.	138	(D)	(D)	(D)	FF
7299 pt.	Massage parlors, tanning salons, and saunas	42	(D)	(D)	(D)	CC
7299 pt.	Other personal services	96	22 206	6 520	1 420	563
7299 pt.	Diet and weight reducing services	23	(D)	(D)	(D)	CC
7299 pt.	Formal wear rental	18	2 385	605	130	52
7299 pt.	Other personal services, n.e.c.	55	(D)	(D)	(D)	EE
73	Business services	2 071	2 307 492	857 725	209 786	46 152
731	Advertising	133	127 436	46 491	10 480	2 114
7311	Advertising agencies	111	(D)	(D)	(D)	GG
7312	Outdoor advertising services	4	(D)	(D)	(D)	BB
7313	Radio, television, publishers' advertising representatives	10	(D)	(D)	(D)	BB
7313 pt.	Radio, television advertising representatives	6	(D)	(D)	(D)	BB
7313 pt.	Publishers' advertising representatives	4	(D)	(D)	(D)	AA
7319	Advertising, n.e.c.	8	(D)	(D)	(D)	FF
732	Consumer credit reporting agencies, mercantile reporting agencies, and adjustment and collection agencies	37	57 263	15 678	3 672	678
7322	Adjustment and collection services	31	31 209	12 689	2 874	548
7323	Credit reporting services	6	26 054	2 989	798	130
733	Mailing, reproduction, commercial art and photography, and stenographic services	236	198 788	57 934	13 155	2 148
7331	Direct mail advertising services	23	(D)	(D)	(D)	FF
7331 pt.	Mailing list compilers, brokers, and managers	2	(D)	(D)	(D)	BB
7331 pt.	Direct mail advertising services, except mailing list services	21	(D)	(D)	(D)	FF
7334	Photocopying and duplicating services	24	(D)	(D)	(D)	EE
7334 pt.	Blueprinting and photocopying services	22	(D)	(D)	(D)	EE
7334 pt.	Duplicating services, except printing and photocopying	2	(D)	(D)	(D)	AA
7335, 6	Commercial photography, art, and graphics	147	(D)	(D)	(D)	FF
7335	Commercial photography	34	10 674	3 698	765	168
7336	Commercial art and graphic design	113	(D)	(D)	(D)	FF
7336 pt.	Commercial art	36	13 709	5 384	1 182	128
7336 pt.	Graphic arts and related design	77	(D)	(D)	(D)	FF
7338	Secretarial and court reporting services	42	(D)	(D)	(D)	CC
734	Services to dwellings and other buildings	398	154 936	84 487	19 623	9 042
7342	Disinfecting and pest control services	47	23 228	8 838	1 833	423
7349	Building cleaning and maintenance services, n.e.c.	351	131 708	75 649	17 790	8 619
735	Miscellaneous equipment rental and leasing	185	161 089	41 046	9 507	1 759
7352	Medical equipment rental and leasing	23	26 879	6 831	1 825	327
7353	Heavy construction equipment rental and leasing	20	30 723	9 746	2 166	253
7353 pt.	Rental and leasing of heavy construction equipment without operators	16	29 163	9 269	2 076	245
7353 pt.	Rental and leasing of heavy construction equipment with operators	4	1 560	477	90	8
7359	Equipment rental and leasing, n.e.c.	142	103 490	24 469	5 516	1 179
7359 pt.	Equipment rental	130	(D)	(D)	(D)	FF
7359 pt.	Rent-to-own	51	(D)	(D)	(D)	EE
7359 pt.	Equipment rental, except rent-to-own	79	68 433	16 994	3 862	717
7359 pt.	Equipment leasing, except finance leasing	12	(D)	(D)	(D)	CC
736	Personnel supply services	243	274 828	187 751	41 556	14 580
7361	Employment agencies	75	(D)	(D)	(D)	FF
7363	Help supply services	168	(D)	(D)	(D)	JJ
7363 pt.	Temporary help supply	148	(D)	(D)	(D)	JJ
7363 pt.	Help supply, except temporary	20	(D)	(D)	(D)	FF
7363 pt.	Employee leasing	11	(D)	(D)	(D)	CC
7363 pt.	Other help supply services	9	10 940	7 724	1 830	351
737	Computer programming, data processing, and other computer related services	390	973 809	300 910	82 856	7 316
7371, 2, 3	Computer programming, prepackaged software, and integrated systems	236	682 567	219 186	61 246	4 776
7371	Computer programming services	143	(D)	(D)	(D)	GG
7372	Prepackaged software	48	428 221	101 850	31 797	1 841
7373	Computer integrated systems	45	(D)	(D)	(D)	FF
7374, 5, 6	Data processing services	62	(D)	(D)	(D)	GG
7374, 5	Computer processing, information retrieval	55	(D)	(D)	(D)	GG
7374	Computer processing and data preparation and processing services	50	(D)	(D)	(D)	GG
7375	Information retrieval services	5	6 167	2 146	541	99
7376	Computer facilities management services	7	(D)	(D)	(D)	CC

SERVICE INDUSTRIES—GEOGRAPHIC AREA SERIES

OHIO OH-135

Table 7a. Summary Statistics for Firms Subject to Federal Income Tax for Metropolitan Areas: 1992 — Con.

[Includes only establishments with payroll. For meaning of abbreviations and symbols, see introductory text. For explanation of terms and comparability of 1987 and 1992 censuses, see appendix A. For definitions of CMSA's, MSA's, and PMSA's, see appendix D]

SIC code	Geographic area and kind of business or operation	Establishments (number)	Receipts (\$1,000)	Annual payroll (\$1,000)	First-quarter payroll (\$1,000)	Paid employees for pay period including March 12 (number)
CINCINNATI-HAMILTON, OH-KY-IN CMSA — Con.						
73	Business services — Con.					
737	Computer programming, data processing, and other computer related services — Con.					
7377, 8, 9	Computer rental and leasing, maintenance, and related services, n.e.c. -----	92	(D)	(D)	(D)	FF
7377	Computer rental and leasing -----	9	(D)	(D)	(D)	BB
7378	Computer maintenance and repair -----	31	(D)	(D)	(D)	FF
7379	Computer related services, n.e.c. -----	52	(D)	(D)	(D)	EE
7379 pt.	Computer consultants -----	39	(D)	(D)	(D)	CC
7379 pt.	Miscellaneous computer services, n.e.c. -----	13	10 331	3 689	959	111
738	Miscellaneous business services -----	449	359 343	123 428	28 937	8 515
7381, 2	Detective agencies and protective services -----	88	(D)	(D)	(D)	HH
7381	Detective, guard, and armored car services -----	68	(D)	(D)	(D)	HH
7381 pt.	Detective agencies and guard services -----	63	(D)	(D)	(D)	HH
7381 pt.	Armored car services -----	5	(D)	(D)	(D)	CC
7382	Security systems services -----	20	(D)	(D)	(D)	EE
7383	News syndicates -----	1	(D)	(D)	(D)	AA
7384	Photofinishing laboratories* -----	36	(D)	(D)	(D)	EE
7384 pt.	Photofinishing laboratories, except "one-hour" (mini) labs* -----	22	(D)	(D)	(D)	EE
7384 pt.	One-hour (mini) photofinishing* -----	14	3 031	622	151	65
7389	Business services, n.e.c. -----	324	(D)	(D)	(D)	HH
7389 pt.	Sign painting shops -----	13	(D)	(D)	(D)	BB
7389 pt.	Interior designing -----	49	(D)	(D)	(D)	CC
7389 pt.	Telephone answering services -----	18	(D)	(D)	(D)	CC
7389 pt.	Other business services -----	244	(D)	(D)	(D)	HH
7389 pt.	Water softening and conditioning services -----	9	(D)	(D)	(D)	BB
7389 pt.	Packaging and labeling services -----	24	(D)	(D)	(D)	FF
7389 pt.	Trading stamp services -----	-	-	-	-	-
7389 pt.	Miscellaneous business services -----	211	(D)	(D)	(D)	HH
7389 pt.	Convention and trade show services -----	20	23 287	5 588	1 182	185
7389 pt.	Private mail centers -----	10	4 292	838	187	59
7389 pt.	Miscellaneous business services, n.e.c. -----	181	(D)	(D)	(D)	HH
75	Automotive repair, services, and parking -----	1 208	615 660	125 204	30 074	7 293
751	Automotive rental and leasing, without drivers -----	80	251 258	28 624	6 986	1 413
7513	Truck rental and leasing, without drivers -----	38	(D)	(D)	(D)	EE
7513 pt.	Truck rental, without drivers -----	18	(D)	(D)	(D)	CC
7513 pt.	Truck leasing, except finance leasing -----	20	(D)	(D)	(D)	CC
7514, 5	Passenger car rental and leasing -----	41	(D)	(D)	(D)	GG
7514	Passenger car rental -----	31	(D)	(D)	(D)	FF
7515	Passenger car leasing -----	10	(D)	(D)	(D)	CC
7519	Utility trailer and recreational vehicle rental -----	1	(D)	(D)	(D)	AA
752	Automobile parking -----	102	36 932	5 332	1 267	507
7521 pt.	Parking lots -----	81	19 023	3 208	741	361
7521 pt.	Parking structures -----	21	17 909	2 124	526	146
753	Automotive repair shops -----	851	284 571	77 698	18 430	3 801
7532	Top, body, and upholstery repair shops and paint shops -----	226	72 483	21 579	5 105	1 081
7532 pt.	Top and body repair shops -----	208	(D)	(D)	(D)	FF
7532 pt.	Paint shops -----	18	(D)	(D)	(D)	BB
7538	General automotive repair shops -----	432	137 292	36 004	8 505	1 822
7538 pt.	General automotive repair shops, except diesel -----	395	(D)	(D)	(D)	GG
7538 pt.	Diesel repair shops -----	37	(D)	(D)	(D)	CC
7533, 4, 6, 7, 9	Other automotive repair shops -----	193	74 796	20 115	4 820	898
7533	Automotive exhaust system repair shops -----	49	25 530	6 750	1 411	283
7534	Tire retreading and repair shops -----	9	(D)	(D)	(D)	BB
7536	Automotive glass replacement shops -----	29	(D)	(D)	(D)	CC
7537	Automotive transmission repair shops -----	40	8 860	2 619	633	129
7539	Automotive repair shops, n.e.c. -----	66	(D)	(D)	(D)	CC
7539 pt.	Radiator repair -----	22	4 459	866	212	57
7539 pt.	Brake, front end, and wheel alignment -----	18	(D)	(D)	(D)	BB
7539 pt.	Automotive electrical and fuel system services -----	16	(D)	(D)	(D)	BB
7539 pt.	Carburetor repair shops -----	10	(D)	(D)	(D)	BB
7539 pt.	Automotive electrical repair shops -----	6	(D)	(D)	(D)	BB
7539 pt.	Other automotive repair shops, n.e.c. -----	10	(D)	(D)	(D)	BB
754	Automotive services, except repair -----	175	42 899	13 550	3 391	1 572
7542	Carwashes -----	89	16 330	5 330	1 407	691
7549	Automotive services, except repair and carwashes -----	86	26 569	8 220	1 984	881
7549 pt.	Lubrication shops -----	46	13 080	3 575	949	596
7549 pt.	Other automotive services -----	40	13 489	4 645	1 035	285
7549 pt.	Towing services -----	29	(D)	(D)	(D)	CC
7549 pt.	Other automotive services, n.e.c. -----	11	(D)	(D)	(D)	BB
76	Miscellaneous repair services -----	466	267 453	84 296	20 854	3 524
762	Electrical repair shops -----	118	75 702	27 648	6 749	1 196
7622	Radio and television repair shops -----	40	18 177	8 296	2 047	308
7623, 9	Other electrical and electronic repair shops -----	78	57 525	19 352	4 702	888
7623	Refrigeration and air-conditioning service and repair shops -----	15	(D)	(D)	(D)	CC
7629	Electrical and electronic repair shops, n.e.c. -----	63	(D)	(D)	(D)	FF
763	Watch, clock, and jewelry repair -----	11	(D)	(D)	(D)	CC
764	Reupholstery and furniture repair -----	64	6 984	2 146	533	167
769	Miscellaneous repair and related services -----	273	(D)	(D)	(D)	GG
7692	Welding repair -----	30	(D)	(D)	(D)	CC
7694	Armature rewinding shops -----	18	(D)	(D)	(D)	EE
7699	Repair shops and related services, n.e.c. -----	225	(D)	(D)	(D)	GG
7699 pt.	Farm machinery and equipment repair -----	6	(D)	(D)	(D)	AA
7699 pt.	Lawnmower and other small gasoline engine repair -----	15	(D)	(D)	(D)	BB
7699 pt.	Sewer and septic tank cleaning services -----	16	(D)	(D)	(D)	CC
7699 pt.	Other repair and related services, n.e.c. -----	188	(D)	(D)	(D)	GG

Table 7a. Summary Statistics for Firms Subject to Federal Income Tax for Metropolitan Areas: 1992 — Con.

[Includes only establishments with payroll. For meaning of abbreviations and symbols, see introductory text. For explanation of terms and comparability of 1987 and 1992 censuses, see appendix A. For definitions of CMSA's, MSA's, and PMSA's, see appendix D]

SIC code	Geographic area and kind of business or operation	Establishments (number)	Receipts (\$1,000)	Annual payroll (\$1,000)	First-quarter payroll (\$1,000)	Paid employees for pay period including March 12 (number)
CINCINNATI-HAMILTON, OH-KY-IN CMSA — Con.						
78, 79, 84	Amusement and recreation services, including motion pictures and museums	720	633 834	233 788	37 375	11 901
781, 2	Motion picture production, distribution, and services	72	(D)	(D)	(D)	HH
7812 pt.	Motion picture production, except for television	26	(D)	(D)	(D)	CC
7812 pt.	Motion picture and tape production for television	20	(D)	(D)	(D)	GG
7819	Services allied to motion picture production	18	(D)	(D)	(D)	EE
7822 pt.	Motion picture film and tape distributors	4	(D)	(D)	(D)	CC
7822 pt.	Motion picture film exchanges	3	755	133	25	12
7822 pt.	Video tape wholesalers	1	(D)	(D)	(D)	CC
7822 pt.	Film and tape distribution for television	—	—	—	—	—
7829	Services allied to motion picture distribution	4	1 906	798	124	23
783	Motion picture theaters	37	30 829	4 264	883	545
7832	Motion picture theaters, except drive-in	34	(D)	(D)	(D)	FF
7833	Drive-in motion picture theaters	3	(D)	(D)	(D)	AA
784	Video tape rental	148	32 763	5 606	1 437	878
792	Theatrical producers (except motion picture), bands, orchestras, and entertainers	33	(D)	(D)	(D)	EE
7922	Theatrical producers (except motion picture) and miscellaneous theatrical services	23	(D)	(D)	(D)	EE
7922 pt.	Producers of live theatrical productions	6	746	407	69	193
7922 pt.	Producers of radio and television shows, except tape producers	1	(D)	(D)	(D)	AA
7922 pt.	Artists' and entertainers' managers or agents, concert bureaus, booking agents	10	(D)	(D)	(D)	AA
7922 pt.	Other theatrical services	6	(D)	(D)	(D)	BB
7929	Bands, orchestras, actors, and other entertainers and entertainment groups	10	(D)	(D)	(D)	BB
7929 pt.	Dance groups and artists	—	—	—	—	—
7929 pt.	Symphony orchestras, opera companies, and chamber music organizations	—	—	—	—	—
7929 pt.	Other music and entertainment presentations	10	(D)	(D)	(D)	BB
7929 pt.	Other music groups and artists	3	(D)	(D)	(D)	AA
7929 pt.	Other entertainers and entertainment groups	7	(D)	(D)	(D)	BB
793	Bowling centers	53	23 775	7 582	1 994	842
79 ex. 792, 3, 84	Commercial sports and other amusement and recreation services, including museums	377	340 739	150 544	17 768	6 334
794	Commercial sports	25	(D)	(D)	(D)	GG
7941	Professional sports clubs, managers, promoters	11	(D)	(D)	(D)	GG
7941 pt.	Baseball clubs	1	(D)	(D)	(D)	CC
7941 pt.	Football clubs	1	(D)	(D)	(D)	FF
7941 pt.	Other professional sports clubs	1	(D)	(D)	(D)	AA
7941 pt.	Managers and promoters	8	(D)	(D)	(D)	EE
7948	Racing, including track operation	14	(D)	(D)	(D)	FF
7948 pt.	Auto racetrack operation	1	(D)	(D)	(D)	AA
7948 pt.	Horse racetrack operation	4	(D)	(D)	(D)	FF
7948 pt.	Dog racetrack operation	—	—	—	—	—
7948 pt.	Racing stables and racing, n.e.c.	9	(D)	(D)	(D)	BB
79 ex. 792, 3, 4; 84	Other amusement and recreation services, including museums	352	(D)	(D)	(D)	HH
791	Dance studios, schools, and halls	38	(D)	(D)	(D)	CC
7991	Physical fitness facilities	58	(D)	(D)	(D)	FF
7991 pt.	Physical fitness centers, except gymnasiums and athletic clubs	45	(D)	(D)	(D)	FF
7991 pt.	Gymnasiums and athletic clubs	13	(D)	(D)	(D)	CC
7992	Public golf courses	26	(D)	(D)	(D)	EE
7993	Coin-operated amusement devices	33	(D)	(D)	(D)	EE
7996	Amusement parks	11	(D)	(D)	(D)	FF
7997	Membership sports and recreation clubs	51	(D)	(D)	(D)	FF
7999, 84	Amusement and recreation services, including museums, n.e.c.	135	(D)	(D)	(D)	GG
7999 pt.	Concession operators of amusement devices and rides	7	(D)	(D)	(D)	BB
7999 pt.	Carnivals, circuses, and fairs	2	(D)	(D)	(D)	AA
7999 pt.	Carnivals and circuses	1	(D)	(D)	(D)	AA
7999 pt.	Fairs	1	(D)	(D)	(D)	AA
7999 pt., 84	Other recreation and amusements, including museums	126	(D)	(D)	(D)	GG
84	Museums, art galleries, and botanical and zoological gardens	2	(D)	(D)	(D)	AA
841	Museums and art galleries	2	(D)	(D)	(D)	AA
842	Arboreta and botanical or zoological gardens	—	—	—	—	—
7999 pt.	Roller skating rinks	15	(D)	(D)	(D)	CC
7999 pt.	Ice skating rinks	1	(D)	(D)	(D)	AA
7999 pt.	Other amusement and recreation services, n.e.c.	108	(D)	(D)	(D)	FF
80	Health services	3 136	2 028 692	1 016 103	211 755	34 791
801	Offices and clinics of doctors of medicine	1 466	1 088 868	617 490	120 861	11 677
8011 pt.	Offices of doctors of medicine	1 446	(D)	(D)	(D)	JJ
8011 pt.	General medical clinics	20	(D)	(D)	(D)	EE
802	Offices and clinics of dentists	742	234 340	96 773	20 711	4 133
8021 pt.	Offices of dentists	741	(D)	(D)	(D)	HH
8021 pt.	Dental clinics	1	(D)	(D)	(D)	AA
803	Offices and clinics of doctors of osteopathy	31	(D)	(D)	(D)	CC
8031 pt.	Offices of osteopathic physicians	31	(D)	(D)	(D)	CC
8031 pt.	Osteopathic clinics	—	—	—	—	—
804	Offices and clinics of other health practitioners	507	139 124	48 700	10 658	2 254
8041	Offices and clinics of chiropractors	174	54 782	16 146	3 614	788
8042	Offices and clinics of optometrists	115	31 522	9 541	2 251	466
8043	Offices and clinics of podiatrists	66	14 935	6 111	1 385	230
8049	Offices and clinics of health practitioners, n.e.c.	152	37 885	16 902	3 408	770

Table 7a. Summary Statistics for Firms Subject to Federal Income Tax for Metropolitan Areas: 1992 — Con.

[Includes only establishments with payroll. For meaning of abbreviations and symbols, see introductory text. For explanation of terms and comparability of 1987 and 1992 censuses, see appendix A. For definitions of CMSA's, MSA's, and PMSA's, see appendix D]

SIC code	Geographic area and kind of business or operation	Establishments (number)	Receipts (\$1,000)	Annual payroll (\$1,000)	First-quarter payroll (\$1,000)	Paid employees for pay period including March 12 (number)
CINCINNATI-HAMILTON, OH-KY-IN CMSA — Con.						
80	Health services — Con.					
805	Nursing and personal care facilities	161	348 648	171 136	39 573	11 451
8051	Skilled nursing care facilities	114	282 122	137 693	31 966	9 247
8052	Intermediate care facilities	37	(D)	(D)	(D)	GG
8059	Nursing and personal care facilities, n.e.c.	10	(D)	(D)	(D)	EE
806	Hospitals	3	14 318	4 763	1 292	263
8062	General medical and surgical hospitals	1	(D)	(D)	(D)	BB
8063, 9	Specialty hospitals	2	(D)	(D)	(D)	CC
8063	Psychiatric hospitals	—	—	—	—	—
8069	Specialty hospitals, except psychiatric	2	(D)	(D)	(D)	CC
807, 8, 9	Other health services	226	(D)	(D)	(D)	HH
807	Medical and dental laboratories	99	71 543	23 214	6 309	1 043
8071	Medical laboratories	53	(D)	(D)	(D)	FF
8072	Dental laboratories	46	(D)	(D)	(D)	EE
808	Home health care services	66	(D)	(D)	(D)	HH
809	Miscellaneous health and allied services, n.e.c.	61	(D)	(D)	(D)	FF
8092	Kidney dialysis centers	—	—	—	—	—
8093	Specialty outpatient facilities, n.e.c.	34	(D)	(D)	(D)	EE
8099	Health and allied services, n.e.c.	27	(D)	(D)	(D)	CC
81	Legal services	843	507 783	182 843	38 449	5 090
823, 4, 9	Selected educational services	114	48 121	18 091	4 200	1 089
823	Libraries	1	(D)	(D)	(D)	AA
824	Vocational schools	34	(D)	(D)	(D)	EE
8243	Data processing schools	12	7 907	4 159	914	128
8244	Business and secretarial schools	4	1 686	808	217	56
8249	Vocational schools, n.e.c.	18	(D)	(D)	(D)	CC
829	Schools and educational services, n.e.c.	79	(D)	(D)	(D)	FF
83	Social services	311	75 717	31 663	7 267	3 336
835	Child day care services	216	44 127	20 061	4 567	2 476
832, 3, 6, 9	Other social services	95	31 590	11 602	2 700	860
832	Individual and family social services	28	(D)	(D)	(D)	CC
833	Job training and vocational rehabilitation services	9	(D)	(D)	(D)	CC
836	Residential care	47	(D)	(D)	(D)	FF
839	Social services, n.e.c.	11	(D)	(D)	(D)	BB
87 ex. 8733	Engineering, accounting, research, management, and related services (except noncommercial research organizations)	1 525	1 292 991	545 016	125 932	16 470
871	Engineering, architectural, and surveying services	467	504 371	251 346	58 206	6 052
8711	Engineering services	318	437 162	223 123	51 755	5 222
8712	Architectural services	112	57 918	23 484	5 606	672
8713	Surveying services	37	9 291	4 739	845	158
872	Accounting, auditing, and bookkeeping services	487	224 315	94 895	21 740	3 619
873 ex. 8733	Research, development, and testing services (except noncommercial research organizations)	121	170 686	59 570	13 144	2 566
8731	Commercial physical and biological research	16	(D)	(D)	(D)	CC
8731 pt.	Commercial physical research	10	9 694	2 274	299	36
8731 pt.	Commercial medical and biological research	6	(D)	(D)	(D)	CC
8732	Commercial economic, sociological, and educational research	68	(D)	(D)	(D)	GG
8734	Testing laboratories	37	(D)	(D)	(D)	FF
874	Management and public relations services	450	393 619	139 205	32 842	4 233
8741	Management services	121	169 068	57 202	14 485	2 061
8742	Management consulting services	230	(D)	(D)	(D)	GG
8743	Public relations services	21	(D)	(D)	(D)	CC
8744	Facilities support management services	1	(D)	(D)	(D)	AA
8748	Business consulting services, n.e.c.	77	(D)	(D)	(D)	EE
89	Services, n.e.c.	92	(D)	(D)	(D)	FF
8999 pt.	Scientific and related consulting services, except environmental	21	(D)	(D)	(D)	CC
8999 pt.	Other services	71	(D)	(D)	(D)	FF
8999 pt.	Environmental consulting	32	(D)	(D)	(D)	EE
8999 pt.	Authors, composers, and other arts-related services	16	(D)	(D)	(D)	BB
8999 pt.	Other services, n.e.c.	23	(D)	(D)	(D)	BB
Cincinnati, OH-KY-IN PMSA						
	Total	10 717	7 886 166	3 075 047	684 778	134 566
70 ex. 704	Hotels, rooming houses, camps, and other lodging places (except membership lodging)	174	349 528	100 936	23 907	8 470
7011	Hotels and motels	153	346 720	100 489	23 839	8 427
7011 pt.	Hotels	75	290 659	84 023	19 923	7 062
7011 pt.	Hotels, 25 guestrooms or more	69	290 077	83 886	19 889	7 039
7011 pt.	Hotels, less than 25 guestrooms	6	582	137	34	23
7011 pt.	Motels, motor hotels, and tourist courts	78	56 061	16 466	3 916	1 365
7011 pt.	Motels, tourist courts	73	51 964	15 682	3 765	1 275
7011 pt.	Motor hotels	5	4 097	784	151	90
702, 3	Other lodging places	21	2 808	447	68	43
702	Rooming and boarding houses	5	661	162	39	21
703	Camps and recreational vehicle parks	16	2 147	285	29	22
7032	Sporting and recreational camps	3	239	22	1	6
7033	Recreational vehicle parks and campsites	13	1 908	263	28	16

Table 7a. Summary Statistics for Firms Subject to Federal Income Tax for Metropolitan Areas: 1992 — Con.

[Includes only establishments with payroll. For meaning of abbreviations and symbols, see introductory text. For explanation of terms and comparability of 1987 and 1992 censuses, see appendix A. For definitions of CMSA's, MSA's, and PMSA's, see appendix D]

SIC code	Geographic area and kind of business or operation	Establishments (number)	Receipts (\$1,000)	Annual payroll (\$1,000)	First-quarter payroll (\$1,000)	Paid employees for pay period including March 12 (number)
CINCINNATI-HAMILTON, OH-KY-IN CMSA — Con.						
Cincinnati, OH-KY-IN PMSA — Con.						
72	Personal services -----	1 313	332 432	112 418	26 056	8 969
721	Laundry, cleaning, and garment services -----	354	152 653	46 471	10 341	3 302
7211	Power laundries, family and commercial* -----	10	3 489	1 681	438	144
7213	Linen supply* -----	7	13 648	4 497	978	216
7215	Coin-operated laundries and drycleaning -----	75	14 866	2 819	679	273
7215 pt.	Coin-operated laundries and drycleaning stores -----	72	(D)	(D)	(D)	CC
7215 pt.	Coin-operated laundry routes -----	3	(D)	(D)	(D)	BB
7216	Drycleaning plants, except rug cleaning* -----	153	38 926	16 225	3 862	1 471
7217	Carpet and upholstery cleaning -----	54	11 669	4 379	876	293
7218	Industrial launderers* -----	13	63 181	14 876	3 002	702
7212, 9	Other laundry, cleaning, and garment services* -----	42	6 874	1 994	506	203
7212	Garment pressing, and agents for laundries and drycleaners -----	22	3 788	999	231	112
7219	Laundry and garment services, n.e.c.* -----	20	3 086	995	275	91
722	Photographic studios, portrait -----	93	23 731	6 626	1 323	472
723, 4	Beauty and barber shops -----	576	73 979	35 257	8 212	2 910
723	Beauty shops -----	535	70 031	33 616	7 827	2 810
724	Barber shops -----	41	3 948	1 641	385	100
725	Shoe repair shops and shoeshine parlors -----	22	2 005	523	135	60
726	Funeral service and crematories -----	118	51 402	13 819	3 308	559
729	Miscellaneous personal services -----	150	28 662	9 722	2 737	1 666
7291	Tax return preparation services -----	32	7 155	3 527	1 442	1 060
7299	Miscellaneous personal services, n.e.c. -----	118	21 507	6 195	1 295	606
7299 pt.	Massage parlors, tanning salons, and saunas -----	31	1 797	450	83	103
7299 pt.	Other personal services -----	87	19 710	5 745	1 212	503
7299 pt.	Diet and weight reducing services -----	22	9 018	2 443	522	213
7299 pt.	Formal wear rental -----	18	2 385	605	130	52
7299 pt.	Other personal services, n.e.c. -----	47	8 307	2 697	560	238
73	Business services -----	1 889	2 201 989	817 041	200 574	42 566
731	Advertising -----	122	114 538	42 167	9 414	1 444
7311	Advertising agencies -----	104	92 229	37 949	8 490	1 311
7312	Outdoor advertising services -----	3	(D)	(D)	(D)	BB
7313	Radio, television, publishers' advertising representatives -----	9	(D)	(D)	(D)	BB
7313 pt.	Radio, television advertising representatives -----	5	1 690	544	134	13
7313 pt.	Publishers' advertising representatives -----	4	(D)	(D)	(D)	AA
7319	Advertising, n.e.c. -----	6	(D)	(D)	(D)	BB
732	Consumer credit reporting agencies, mercantile reporting agencies, and adjustment and collection agencies -----	33	56 867	15 508	3 633	663
7322	Adjustment and collection services -----	27	30 813	12 519	2 835	533
7323	Credit reporting services -----	6	26 054	2 989	798	130
733	Mailing, reproduction, commercial art and photography, and stenographic services -----	229	195 505	57 278	12 972	2 090
7331	Direct mail advertising services -----	21	85 650	17 632	3 873	712
7331 pt.	Mailing list compilers, brokers, and managers -----	2	(D)	(D)	(D)	BB
7331 pt.	Direct mail advertising services, except mailing list services -----	19	(D)	(D)	(D)	FF
7334	Photocopying and duplicating services -----	22	22 384	7 434	1 761	319
7334 pt.	Blueprinting and photocopying services -----	20	(D)	(D)	(D)	EE
7334 pt.	Duplicating services, except printing and photocopying -----	2	(D)	(D)	(D)	AA
7335, 6	Commercial photography, art, and graphics -----	146	77 406	28 765	6 505	879
7335	Commercial photography -----	34	10 674	3 698	765	168
7336	Commercial art and graphic design -----	112	66 732	25 067	5 740	711
7336 pt.	Commercial art -----	36	13 709	5 384	1 182	128
7336 pt.	Graphic arts and related design -----	76	53 023	19 683	4 558	583
7338	Secretarial and court reporting services -----	40	10 065	3 447	833	180
734	Services to dwellings and other buildings -----	344	145 424	81 398	18 888	8 637
7342	Disinfecting and pest control services -----	38	20 915	8 029	1 676	375
7349	Building cleaning and maintenance services, n.e.c. -----	306	124 509	73 369	17 212	8 262
735	Miscellaneous equipment rental and leasing -----	168	150 492	38 801	8 963	1 661
7352	Medical equipment rental and leasing -----	20	25 834	6 626	1 770	316
7353	Heavy construction equipment rental and leasing -----	20	30 723	9 746	2 166	253
7353 pt.	Rental and leasing of heavy construction equipment without operators -----	16	29 163	9 269	2 076	245
7353 pt.	Rental and leasing of heavy construction equipment with operators -----	4	1 560	477	90	8
7359	Equipment rental and leasing, n.e.c. -----	128	93 935	22 429	5 027	1 092
7359 pt.	Equipment rental -----	118	84 880	20 107	4 585	918
7359 pt.	Rent-to-own -----	45	20 907	4 318	1 015	248
7359 pt.	Equipment rental, except rent-to-own -----	73	63 973	15 789	3 570	670
7359 pt.	Equipment leasing, except finance leasing -----	10	9 055	2 322	442	174
736	Personnel supply services -----	222	256 030	173 050	38 559	13 072
7361	Employment agencies -----	73	27 670	12 023	2 705	635
7363	Help supply services -----	149	228 360	161 027	35 854	12 437
7363 pt.	Temporary help supply -----	130	208 632	146 535	32 889	11 888
7363 pt.	Help supply, except temporary -----	19	19 728	14 492	2 965	549
7363 pt.	Employee leasing -----	10	8 788	6 768	1 135	198
7363 pt.	Other help supply services -----	9	10 940	7 724	1 830	351

Table 7a. Summary Statistics for Firms Subject to Federal Income Tax for Metropolitan Areas: 1992 — Con.

[Includes only establishments with payroll. For meaning of abbreviations and symbols, see introductory text. For explanation of terms and comparability of 1987 and 1992 censuses, see appendix A. For definitions of CMSA's, MSA's, and PMSA's, see appendix D]

SIC code	Geographic area and kind of business or operation	Establishments (number)	Receipts (\$1,000)	Annual payroll (\$1,000)	First-quarter payroll (\$1,000)	Paid employees for pay period including March 12 (number)
CINCINNATI-HAMILTON, OH-KY-IN CMSA — Con.						
Cincinnati, OH-KY-IN PMSA — Con.						
73	Business services — Con.					
737	Computer programming, data processing, and other computer related services -----	364	961 932	296 008	81 748	7 169
7371, 2, 3	Computer programming, prepackaged software, and integrated systems -----	223	677 531	217 080	60 811	4 714
7371	Computer programming services -----	132	164 204	93 705	23 892	2 250
7372	Prepackaged software -----	48	428 221	101 850	31 797	1 841
7373	Computer integrated systems -----	43	85 106	21 525	5 122	623
7374, 5, 6	Data processing services -----	58	198 790	46 628	12 734	1 624
7374, 5	Computer processing, information retrieval -----	52	192 561	43 864	12 100	1 536
7374	Computer processing and data preparation and processing services -----	47	186 394	41 718	11 559	1 437
7375	Information retrieval services -----	5	6 167	2 146	541	99
7376	Computer facilities management services -----	6	6 229	2 764	634	88
7377, 8, 9	Computer rental and leasing, maintenance, and related services, n.e.c. -----	83	85 611	32 300	8 203	831
7377	Computer rental and leasing -----	6	8 751	1 210	303	34
7378	Computer maintenance and repair -----	29	53 942	20 948	5 328	520
7379	Computer related services, n.e.c. -----	48	22 918	10 142	2 572	277
7379 pt.	Computer consultants -----	35	12 587	6 453	1 613	166
7379 pt.	Miscellaneous computer services, n.e.c. -----	13	10 331	3 689	959	111
738	Miscellaneous business services -----	407	321 201	112 831	26 397	7 830
7381, 2	Detective agencies and protective services -----	77	71 657	39 746	9 555	3 454
7381	Detective, guard, and armored car services -----	60	51 505	33 364	7 978	3 175
7381 pt.	Detective agencies and guard services -----	56	45 189	30 457	7 278	3 037
7381 pt.	Armored car services -----	4	6 316	2 907	700	138
7382	Security systems services -----	17	20 152	6 382	1 577	279
7383	News syndicates -----	1	(D)	(D)	(D)	AA
7384	Photofinishing laboratories* -----	34	31 896	7 028	1 621	379
7384 pt.	Photofinishing laboratories, except "one-hour" (mini) labs* -----	20	28 865	6 406	1 470	314
7384 pt.	One-hour (mini) photofinishing* -----	14	3 031	622	151	65
7389	Business services, n.e.c. -----	295	(D)	(D)	(D)	HH
7389 pt.	Sign painting shops -----	12	4 413	1 631	393	84
7389 pt.	Interior designing -----	47	15 700	3 146	857	178
7389 pt.	Telephone answering services -----	16	(D)	(D)	(D)	CC
7389 pt.	Other business services -----	220	193 478	59 599	13 588	3 599
7389 pt.	Water softening and conditioning services -----	8	2 776	773	202	45
7389 pt.	Packaging and labeling services -----	16	50 063	8 852	2 169	686
7389 pt.	Trading stamp services -----	16	50 063	8 852	2 169	686
7389 pt.	Miscellaneous business services -----	196	140 639	49 974	11 217	2 868
7389 pt.	Convention and trade show services -----	20	23 287	5 588	1 182	185
7389 pt.	Private mail centers -----	10	4 292	838	187	59
7389 pt.	Miscellaneous business services, n.e.c. -----	166	113 060	43 548	9 848	2 624
75	Automotive repair, services, and parking -----	1 009	550 091	107 950	25 870	6 252
751	Automotive rental and leasing, without drivers -----	64	235 700	26 007	6 360	1 297
7513	Truck rental and leasing, without drivers -----	29	63 731	7 309	1 804	304
7513 pt.	Truck rental, without drivers -----	15	(D)	(D)	(D)	CC
7513 pt.	Truck leasing, except finance leasing -----	14	(D)	(D)	(D)	BB
7514, 5	Passenger car rental and leasing -----	35	171 969	18 698	4 556	993
7514	Passenger car rental -----	27	(D)	(D)	(D)	FF
7515	Passenger car leasing -----	8	(D)	(D)	(D)	CC
7519	Utility trailer and recreational vehicle rental -----	-	-	-	-	-
752	Automobile parking -----	102	36 932	5 332	1 267	507
7521 pt.	Parking lots -----	81	19 023	3 208	741	361
7521 pt.	Parking structures -----	21	17 909	2 124	526	146
753	Automotive repair shops -----	702	243 143	66 030	15 613	3 170
7532	Top, body, and upholstery repair shops and paint shops -----	186	61 302	18 318	4 342	903
7532 pt.	Top and body repair shops -----	169	56 959	16 834	3 987	824
7532 pt.	Paint shops -----	17	4 343	1 484	355	79
7538	General automotive repair shops -----	358	117 998	30 808	7 289	1 523
7538 pt.	General automotive repair shops, except diesel -----	331	107 845	28 022	6 624	1 362
7538 pt.	Diesel repair shops -----	27	10 153	2 786	665	161
7533, 4, 6, 7, 9	Other automotive repair shops -----	158	63 843	16 904	3 982	744
7533	Automotive exhaust system repair shops -----	39	21 413	5 787	1 204	233
7534	Tire retreading and repair shops -----	8	8 612	2 024	487	77
7536	Automotive glass replacement shops -----	23	10 595	2 925	662	121
7537	Automotive transmission repair shops -----	35	7 943	2 355	584	119
7539	Automotive repair shops, n.e.c. -----	53	15 280	3 813	1 045	194
7539 pt.	Radiator repair -----	16	3 652	685	173	49
7539 pt.	Brake, front end, and wheel alignment -----	14	3 884	1 110	272	46
7539 pt.	Automotive electrical and fuel system services -----	14	4 859	1 449	450	69
7539 pt.	Carburetor repair shops -----	9	(D)	(D)	(D)	BB
7539 pt.	Automotive electrical repair shops -----	5	(D)	(D)	(D)	BB
7539 pt.	Other automotive repair shops, n.e.c. -----	9	2 885	569	150	30
754	Automotive services, except repair -----	141	34 316	10 581	2 630	1 278
7542	Carwashes -----	72	13 718	4 485	1 178	552
7549	Automotive services, except repair and carwashes -----	69	20 598	6 096	1 452	726
7549 pt.	Lubrication shops -----	39	10 506	2 904	764	522
7549 pt.	Other automotive services -----	30	10 092	3 192	688	204
7549 pt.	Towing services -----	23	7 910	2 819	609	182
7549 pt.	Other automotive services, n.e.c. -----	7	2 182	373	79	22

Table 7a. Summary Statistics for Firms Subject to Federal Income Tax for Metropolitan Areas: 1992—Con.

[Includes only establishments with payroll. For meaning of abbreviations and symbols, see introductory text. For explanation of terms and comparability of 1987 and 1992 censuses, see appendix A. For definitions of CMSA's, MSA's, and PMSA's, see appendix D]

SIC code	Geographic area and kind of business or operation	Establishments (number)	Receipts (\$1,000)	Annual payroll (\$1,000)	First-quarter payroll (\$1,000)	Paid employees for pay period including March 12 (number)
CINCINNATI-HAMILTON, OH-KY-IN CMSA—Con.						
Cincinnati, OH-KY-IN PMSA—Con.						
76	Miscellaneous repair services	388	196 013	65 048	16 022	2 839
762	Electrical repair shops	108	74 062	26 986	6 587	1 155
7622	Radio and television repair shops	37	17 780	8 209	2 025	300
7623, 9	Other electrical and electronic repair shops	71	56 282	18 777	4 562	855
7623	Refrigeration and air-conditioning service and repair shops	14	11 876	3 634	868	130
7629	Electrical and electronic repair shops, n.e.c.	57	44 406	15 143	3 694	725
763	Watch, clock, and jewelry repair	7	(D)	(D)	(D)	CC
764	Reupholstery and furniture repair	51	6 230	1 970	484	143
769	Miscellaneous repair and related services	222	(D)	(D)	(D)	GG
7692	Welding repair	25	9 231	2 963	676	142
7694	Armature rewinding shops	13	15 662	4 672	1 217	186
7699	Repair shops and related services, n.e.c.	184	(D)	(D)	(D)	GG
7699 pt.	Farm machinery and equipment repair	5	(D)	(D)	(D)	AA
7699 pt.	Lawnmower and other small gasoline engine repair	11	3 685	936	223	43
7699 pt.	Sewer and septic tank cleaning services	12	6 967	2 597	596	110
7699 pt.	Other repair and related services, n.e.c.	156	75 513	22 800	5 704	954
78, 79, 84	Amusement and recreation services, including motion pictures and museums	616	601 206	225 220	35 755	11 096
781, 2	Motion picture production, distribution, and services	65	191 568	61 273	14 330	2 976
7812 pt.	Motion picture production, except for television	23	12 738	5 035	1 219	173
7812 pt.	Motion picture and tape production for television	17	(D)	(D)	(D)	GG
7819	Services allied to motion picture production	17	18 961	6 494	1 334	281
7822 pt.	Motion picture film and tape distributors	4	(D)	(D)	(D)	CC
7822 pt.	Motion picture film exchanges	3	755	133	25	12
7822 pt.	Video tape wholesalers	1	(D)	(D)	(D)	CC
7822 pt.	Film and tape distribution for television	—	—	—	—	—
7829	Services allied to motion picture distribution	4	1 906	798	124	23
783	Motion picture theaters	28	27 749	3 867	800	481
7832	Motion picture theaters, except drive-in	26	(D)	(D)	(D)	EE
7833	Drive-in motion picture theaters	2	(D)	(D)	(D)	AA
784	Video tape rental	124	28 179	4 695	1 228	663
792	Theatrical producers (except motion picture), bands, orchestras, and entertainers	31	12 358	3 817	864	304
7922	Theatrical producers (except motion picture) and miscellaneous theatrical services	22	5 372	2 425	390	262
7922 pt.	Producers of live theatrical productions	6	746	407	69	193
7922 pt.	Producers of radio and television shows, except tape producers	1	(D)	(D)	(D)	AA
7922 pt.	Artists' and entertainers' managers or agents, concert bureaus, booking agents	9	1 377	251	56	17
7922 pt.	Other theatrical services	6	(D)	(D)	(D)	BB
7929	Bands, orchestras, actors, and other entertainers and entertainment groups	9	6 986	1 392	474	42
7929 pt.	Dance groups and artists	—	—	—	—	—
7929 pt.	Symphony orchestras, opera companies, and chamber music organizations	—	—	—	—	—
7929 pt.	Other music and entertainment presentations	9	6 986	1 392	474	42
7929 pt.	Other music groups and artists	2	(D)	(D)	(D)	AA
7929 pt.	Other entertainers and entertainment groups	7	(D)	(D)	(D)	BB
793	Bowling centers	46	20 315	6 284	1 658	712
79 ex. 792, 3, 84	Commercial sports and other amusement and recreation services, including museums	322	321 037	145 284	16 875	5 960
794	Commercial sports	23	97 215	87 310	6 725	2 062
7941	Professional sports clubs, managers, promoters	10	45 730	78 828	4 457	1 108
7941 pt.	Baseball clubs	1	(D)	(D)	(D)	CC
7941 pt.	Football clubs	1	(D)	(D)	(D)	FF
7941 pt.	Other professional sports clubs	1	(D)	(D)	(D)	AA
7941 pt.	Managers and promoters	7	(D)	(D)	(D)	EE
7948	Racing, including track operation	13	51 485	8 482	2 268	954
7948 pt.	Auto racetrack operation	1	(D)	(D)	(D)	AA
7948 pt.	Horse racetrack operation	4	(D)	(D)	(D)	FF
7948 pt.	Dog racetrack operation	—	—	—	—	—
7948 pt.	Racing stables and racing, n.e.c.	8	(D)	(D)	(D)	BB
79 ex. 792, 3, 4, 84	Other amusement and recreation services, including museums	299	223 822	57 974	10 150	3 898
791	Dance studios, schools, and halls	32	3 769	818	212	153
7991	Physical fitness facilities	50	19 464	5 068	1 204	742
7991 pt.	Physical fitness centers, except gymnasiums and athletic clubs	39	15 175	3 932	943	560
7991 pt.	Gymnasiums and athletic clubs	11	4 289	1 136	261	182
7992	Public golf courses	23	15 234	3 906	627	269
7993	Coin-operated amusement devices	25	16 245	4 143	950	279
7996	Amusement parks	10	(D)	(D)	(D)	FF
7997	Membership sports and recreation clubs	40	27 428	8 239	1 804	654
7999, 84	Amusement and recreation services, including museums, n.e.c.	119	(D)	(D)	(D)	GG
7999 pt.	Concession operators of amusement devices and rides	6	3 509	428	30	22
7999 pt.	Carnivals, circuses, and fairs	2	(D)	(D)	(D)	AA
7999 pt.	Carnivals and circuses	1	(D)	(D)	(D)	AA
7999 pt.	Fairs	1	(D)	(D)	(D)	AA
7999 pt., 84	Other recreation and amusements, including museums	111	(D)	(D)	(D)	FF
84	Museums, art galleries, and botanical and zoological gardens	2	(D)	(D)	(D)	AA
841	Museums and art galleries	2	(D)	(D)	(D)	AA
842	Arboreta and botanical or zoological gardens	—	—	—	—	—
7999 pt.	Roller skating rinks	11	2 856	859	221	115
7999 pt.	Ice skating rinks	1	(D)	(D)	(D)	AA
7999 pt.	Other amusement and recreation services, n.e.c.	97	(D)	(D)	(D)	FF

SERVICE INDUSTRIES—GEOGRAPHIC AREA SERIES

OHIO OH-141

Table 7a. Summary Statistics for Firms Subject to Federal Income Tax for Metropolitan Areas: 1992—Con.

[Includes only establishments with payroll. For meaning of abbreviations and symbols, see introductory text. For explanation of terms and comparability of 1987 and 1992 censuses, see appendix A. For definitions of CMSA's, MSA's, and PMSA's, see appendix D]

SIC code	Geographic area and kind of business or operation	Establishments (number)	Receipts (\$1,000)	Annual payroll (\$1,000)	First-quarter payroll (\$1,000)	Paid employees for pay period including March 12 (number)
CINCINNATI-HAMILTON, OH-KY-IN CMSA—Con.						
Cincinnati, OH-KY-IN PMSA—Con.						
80	Health services	2 743	1 788 734	895 111	186 837	29 824
801	Offices and clinics of doctors of medicine	1 291	986 357	561 072	110 228	10 520
8011 pt.	Offices of doctors of medicine	1 272	969 571	551 110	108 132	10 216
8011 pt.	General medical clinics	19	16 786	9 962	2 096	304
802	Offices and clinics of dentists	639	200 497	82 104	17 796	3 512
8021 pt.	Offices of dentists	638	(D)	(D)	(D)	HH
8021 pt.	Dental clinics	1	(D)	(D)	(D)	AA
803	Offices and clinics of doctors of osteopathy	29	9 635	3 598	826	142
8031 pt.	Offices of osteopathic physicians	29	9 635	3 598	826	142
8031 pt.	Osteopathic clinics	—	—	—	—	—
804	Offices and clinics of other health practitioners	436	120 713	43 063	9 344	2 000
8041	Offices and clinics of chiropractors	150	48 577	14 341	3 226	712
8042	Offices and clinics of optometrists	97	26 125	8 041	1 891	395
8043	Offices and clinics of podiatrists	57	13 675	5 755	1 293	207
8049	Offices and clinics of health practitioners, n.e.c.	132	32 336	14 926	2 934	686
805	Nursing and personal care facilities	139	282 216	134 759	31 351	9 194
8051	Skilled nursing care facilities	99	229 869	108 658	25 360	7 478
8052	Intermediate care facilities	31	37 949	19 976	4 632	1 269
8059	Nursing and personal care facilities, n.e.c.	9	14 398	6 125	1 359	447
806	Hospitals	3	14 318	4 763	1 292	263
8062	General medical and surgical hospitals	1	(D)	(D)	(D)	BB
8063, 9	Specialty hospitals	2	(D)	(D)	(D)	CC
8063	Psychiatric hospitals	—	—	—	—	—
8069	Specialty hospitals, except psychiatric	2	(D)	(D)	(D)	CC
807, 8, 9	Other health services	206	174 998	65 752	16 000	4 193
807	Medical and dental laboratories	89	66 193	21 281	5 908	976
8071	Medical laboratories	48	55 283	16 317	4 733	728
8072	Dental laboratories	41	10 910	4 964	1 175	248
808	Home health care services	58	61 364	31 319	7 170	2 691
809	Miscellaneous health and allied services, n.e.c.	59	47 441	13 152	2 922	526
8092	Kidney dialysis centers	—	—	—	—	—
8093	Specialty outpatient facilities, n.e.c.	33	32 416	9 164	2 047	339
8099	Health and allied services, n.e.c.	26	15 025	3 988	875	187
81	Legal services	749	484 912	174 500	36 753	4 740
823, 4, 9	Selected educational services	100	37 495	14 751	3 327	853
823	Libraries	1	(D)	(D)	(D)	AA
824	Vocational schools	33	18 898	8 698	1 982	346
8243	Data processing schools	12	7 907	4 159	914	128
8244	Business and secretarial schools	4	1 686	808	217	56
8249	Vocational schools, n.e.c.	17	9 305	3 731	851	162
829	Schools and educational services, n.e.c.	66	(D)	(D)	(D)	FF
83	Social services	266	64 450	26 277	6 012	2 744
835	Child day care services	188	36 623	16 656	3 777	2 036
832, 3, 6, 9	Other social services	78	27 827	9 621	2 235	708
832	Individual and family social services	25	3 605	1 427	359	92
833	Job training and vocational rehabilitation services	8	5 296	2 238	564	135
836	Residential care	35	14 476	5 415	1 165	446
839	Social services, n.e.c.	10	4 450	541	147	35
87 ex. 8733	Engineering, accounting, research, management, and related services (except noncommercial research organizations)	1 388	1 236 582	519 183	119 908	15 682
871	Engineering, architectural, and surveying services	416	480 496	240 316	55 495	5 736
8711	Engineering services	283	417 932	214 220	49 515	4 972
8712	Architectural services	103	55 437	22 601	5 313	643
8713	Surveying services	30	7 127	3 495	667	121
872	Accounting, auditing, and bookkeeping services	447	213 061	89 090	20 152	3 389
873 ex. 8733	Research, development, and testing services (except noncommercial research organizations)	115	167 450	58 260	12 798	2 510
8731	Commercial physical and biological research	14	13 102	4 428	868	128
8731 pt.	Commercial physical research	9	(D)	(D)	(D)	BB
8731 pt.	Commercial medical and biological research	5	(D)	(D)	(D)	BB
8732	Commercial economic, sociological, and educational research	67	121 686	38 232	8 314	1 846
8734	Testing laboratories	34	32 662	15 600	3 616	536
874	Management and public relations services	410	375 575	131 517	31 463	4 047
8741	Management services	110	164 814	55 646	14 070	2 023
8742	Management consulting services	207	182 609	65 804	15 249	1 692
8743	Public relations services	18	(D)	(D)	(D)	BB
8744	Facilities support management services	1	(D)	(D)	(D)	AA
8748	Business consulting services, n.e.c.	74	21 578	8 454	1 789	272
89	Services, n.e.c.	82	42 734	16 612	3 757	531
8999 pt.	Scientific and related consulting services, except environmental	18	10 681	3 278	684	101
8999 pt.	Other services	64	32 053	13 334	3 073	430
8999 pt.	Environmental consulting	30	27 435	11 761	2 714	357
8999 pt.	Authors, composers, and other arts-related services	12	2 189	856	227	32
8999 pt.	Other services, n.e.c.	22	2 429	717	132	41

Table 7a. Summary Statistics for Firms Subject to Federal Income Tax for Metropolitan Areas: 1992—Con.

[Includes only establishments with payroll. For meaning of abbreviations and symbols, see introductory text. For explanation of terms and comparability of 1987 and 1992 censuses, see appendix A. For definitions of CMSA's, MSA's, and PMSA's, see appendix D]

SIC code	Geographic area and kind of business or operation	Establishments (number)	Receipts (\$1,000)	Annual payroll (\$1,000)	First-quarter payroll (\$1,000)	Paid employees for pay period including March 12 (number)
CINCINNATI-HAMILTON, OH-KY-IN CMSA—Con.						
Hamilton-Middletown, OH PMSA						
	Total	1 495	684 200	270 901	59 372	14 676
70 ex. 704	Hotels, rooming houses, camps, and other lodging places (except membership lodging)	21	(D)	(D)	(D)	EE
7011	Hotels and motels	20	19 666	4 261	1 015	479
7011 pt.	Hotels	5	7 518	2 786	656	305
7011 pt.	Motels, motor hotels, and tourist courts	15	12 148	1 475	359	174
702, 3	Other lodging places	1	(D)	(D)	(D)	AA
72	Personal services	218	35 826	12 713	2 896	1 046
721	Laundry, cleaning, and garment services	71	11 999	4 203	877	388
7211	Power laundries, family and commercial*	1	(D)	(D)	(D)	AA
7213	Linen supply*	1	(D)	(D)	(D)	AA
7215	Coin-operated laundries and drycleaning	14	1 096	267	61	44
7216	Drycleaning plants, except rug cleaning*	32	5 538	2 121	448	199
7217	Carpet and upholstery cleaning	15	3 495	958	198	92
7218	Industrial laundries*	1	(D)	(D)	(D)	BB
7212, 9	Other laundry, cleaning, and garment services*	7	(D)	(D)	(D)	AA
722	Photographic studios, portrait	14	2 247	389	88	39
723, 4	Beauty and barber shops	89	10 676	5 052	1 231	420
723	Beauty shops	85	10 462	4 972	1 209	412
724	Barber shops	4	214	80	22	8
725	Shoe repair shops and shoeshine parlors	2	(D)	(D)	(D)	AA
726	Funeral service and crematories	14	7 094	2 006	380	80
729	Miscellaneous personal services	28	(D)	(D)	(D)	CC
73	Business services	182	105 503	40 684	9 212	3 586
731	Advertising	11	12 898	4 324	1 066	670
732	Consumer credit reporting agencies, mercantile reporting agencies, and adjustment and collection agencies	4	396	170	39	15
733	Mailing, reproduction, commercial art and photography, and stenographic services	7	3 283	656	183	58
734	Services to dwellings and other buildings	54	9 512	3 089	735	405
735	Miscellaneous equipment rental and leasing	17	10 597	2 245	544	98
736	Personnel supply services	21	18 798	14 701	2 997	1 508
737	Computer programming, data processing, and other computer related services	26	11 877	4 902	1 108	147
7371, 2, 3	Computer programming, prepackaged software, and integrated systems	13	5 036	2 106	435	62
7374, 5, 6	Data processing services	4	(D)	(D)	(D)	BB
7377, 8, 9	Computer rental and leasing, maintenance, and related services, n.e.c.	9	(D)	(D)	(D)	BB
738	Miscellaneous business services	42	38 142	10 597	2 540	685
75	Automotive repair, services, and parking	199	65 569	17 254	4 204	1 041
751	Automotive rental and leasing, without drivers	16	15 558	2 617	626	116
752	Automobile parking	—	—	—	—	—
753	Automotive repair shops	149	41 428	11 668	2 817	631
7532	Top, body, and upholstery repair shops and paint shops	40	11 181	3 261	763	178
7538	General automotive repair shops	74	19 294	5 196	1 216	299
7533, 4, 6, 7, 9	Other automotive repair shops	35	10 953	3 211	838	154
754	Automotive services, except repair	34	8 583	2 969	761	294
76	Miscellaneous repair services	78	71 440	19 248	4 832	685
762	Electrical repair shops	10	1 640	662	162	41
7622	Radio and television repair shops	3	397	87	22	8
7623, 9	Other electrical and electronic repair shops	7	1 243	575	140	33
763	Watch, clock, and jewelry repair	4	743	236	64	18
764	Reupholstery and furniture repair	13	754	176	49	24
769	Miscellaneous repair and related services	51	68 303	18 174	4 557	602
78, 79, 84	Amusement and recreation services, including motion pictures and museums	104	32 628	8 568	1 620	805
781, 2	Motion picture production, distribution, and services	7	(D)	(D)	(D)	AA
783	Motion picture theaters	9	3 080	397	83	64
784	Video tape rental	24	4 584	911	209	215
792	Theatrical producers (except motion picture), bands, orchestras, and entertainers	2	(D)	(D)	(D)	AA
793	Bowling centers	7	3 460	1 298	336	130
79 ex. 792, 3, 84	Commercial sports and other amusement and recreation services, including museums	55	19 702	5 260	893	374
80	Health services	393	239 958	120 992	24 918	4 967
801	Offices and clinics of doctors of medicine	175	102 511	56 418	10 633	1 157
802	Offices and clinics of dentists	103	33 843	14 669	2 915	621
803	Offices and clinics of doctors of osteopathy	2	(D)	(D)	(D)	AA
804	Offices and clinics of other health practitioners	71	18 411	5 637	1 314	254
805	Nursing and personal care facilities	22	66 432	36 377	8 222	2 257
806	Hospitals	—	—	—	—	—
807, 8, 9	Other health services	20	(D)	(D)	(D)	FF
81	Legal services	94	22 871	8 343	1 696	350

SERVICE INDUSTRIES—GEOGRAPHIC AREA SERIES

Table 7a. Summary Statistics for Firms Subject to Federal Income Tax for Metropolitan Areas: 1992 — Con.

[Includes only establishments with payroll. For meaning of abbreviations and symbols, see introductory text. For explanation of terms and comparability of 1987 and 1992 censuses, see appendix A. For definitions of CMSA's, MSA's, and PMSA's, see appendix D]

SIC code	Geographic area and kind of business or operation	Establishments (number)	Receipts (\$1,000)	Annual payroll (\$1,000)	First-quarter payroll (\$1,000)	Paid employees for pay period including March 12 (number)
CINCINNATI-HAMILTON, OH-KY-IN CMSA — Con.						
Hamilton-Middletown, OH PMSA — Con.						
823, 4, 9	Selected educational services	14	10 626	3 340	873	236
83	Social services	45	11 267	5 386	1 255	592
835	Child day care services	28	7 504	3 405	790	440
832, 3, 6, 9	Other social services	17	3 763	1 981	465	152
87 ex. 8733	Engineering, accounting, research, management, and related services (except noncommercial research organizations)	137	56 409	25 833	6 024	788
871	Engineering, architectural, and surveying services	51	23 875	11 030	2 711	316
872	Accounting, auditing, and bookkeeping services	40	11 254	5 805	1 588	230
873 ex. 8733	Research, development, and testing services (except noncommercial research organizations)	6	3 236	1 310	346	56
874	Management and public relations services	40	18 044	7 688	1 379	186
89	Services, n.e.c.	10	(D)	(D)	(D)	BB
CLEVELAND-AKRON, OH CMSA						
Total		20 729	12 267 675	4 945 741	1 095 506	219 265
70 ex. 704	Hotels, rooming houses, camps, and other lodging places (except membership lodging)	248	331 206	93 024	21 431	9 177
7011	Hotels and motels	213	323 191	91 270	21 088	9 034
7011 pt.	Hotels	86	245 550	73 582	17 131	7 076
7011 pt.	Hotels, 25 guestrooms or more	75	(D)	(D)	(D)	II
7011 pt.	Hotels, less than 25 guestrooms	11	(D)	(D)	(D)	BB
7011 pt.	Motels, motor hotels, and tourist courts	127	77 641	17 688	3 957	1 958
7011 pt.	Motels, tourist courts	107	58 699	13 500	2 891	1 354
7011 pt.	Motor hotels	20	18 942	4 188	1 066	604
702, 3	Other lodging places	35	8 015	1 754	343	143
702	Rooming and boarding houses	6	(D)	(D)	(D)	BB
703	Camps and recreational vehicle parks	29	(D)	(D)	(D)	CC
7032	Sporting and recreational camps	1	(D)	(D)	(D)	AA
7033	Recreational vehicle parks and campsites	28	(D)	(D)	(D)	CC
72	Personal services	2 454	561 374	204 181	47 736	17 511
721	Laundry, cleaning, and garment services	579	202 632	65 839	15 304	5 105
7211	Power laundries, family and commercial*	12	6 455	2 408	636	215
7213	Linen supply*	12	(D)	(D)	(D)	EE
7215	Coin-operated laundries and drycleaning	107	25 829	4 725	1 084	510
7215 pt.	Coin-operated laundries and drycleaning stores	99	(D)	(D)	(D)	EE
7215 pt.	Coin-operated laundry routes	8	(D)	(D)	(D)	BB
7216	Drycleaning plants, except rug cleaning*	272	57 550	20 971	4 777	1 973
7217	Carpet and upholstery cleaning	80	18 795	6 811	1 387	484
7218	Industrial laundries*	22	60 389	19 051	4 599	1 106
7212, 9	Other laundry, cleaning, and garment services*	74	(D)	(D)	(D)	EE
7212	Garment pressing, and agents for laundries and drycleaners	40	5 553	1 519	332	158
7219	Laundry and garment services, n.e.c.*	34	(D)	(D)	(D)	CC
722	Photographic studios, portrait	146	42 525	19 317	3 980	1 596
723, 4	Beauty and barber shops	1 217	156 589	73 629	17 355	7 092
723	Beauty shops	1 147	152 042	71 839	16 959	6 957
724	Barber shops	70	4 547	1 790	396	135
725	Shoe repair shops and shoeshine parlors	24	2 335	606	151	63
726	Funeral service and crematories	203	106 040	28 403	6 606	1 317
729	Miscellaneous personal services	285	51 253	16 387	4 340	2 338
7291	Tax return preparation services	53	9 290	4 456	1 914	1 340
7299	Miscellaneous personal services, n.e.c.	232	41 963	11 931	2 426	998
7299 pt.	Massage parlors, tanning salons, and saunas	59	3 856	954	202	158
7299 pt.	Other personal services	173	38 107	10 977	2 224	840
7299 pt.	Diet and weight reducing services	54	15 566	4 693	970	284
7299 pt.	Formal wear rental	43	8 381	2 015	382	217
7299 pt.	Other personal services, n.e.c.	76	14 160	4 269	872	339
73	Business services	3 608	2 891 359	1 201 315	279 226	70 284
731	Advertising	264	214 826	80 889	19 671	2 867
7311	Advertising agencies	217	164 670	67 049	16 403	1 862
7312	Outdoor advertising services	10	(D)	(D)	(D)	CC
7313	Radio, television, publishers' advertising representatives	21	(D)	(D)	(D)	CC
7313 pt.	Radio, television advertising representatives	10	(D)	(D)	(D)	CC
7313 pt.	Publishers' advertising representatives	11	(D)	(D)	(D)	BB
7319	Advertising, n.e.c.	16	(D)	(D)	(D)	FF
732	Consumer credit reporting agencies, mercantile reporting agencies, and adjustment and collection agencies	88	80 377	26 823	6 575	1 069
7322	Adjustment and collection services	76	(D)	(D)	(D)	FF
7323	Credit reporting services	12	(D)	(D)	(D)	EE

Table 7a. Summary Statistics for Firms Subject to Federal Income Tax for Metropolitan Areas: 1992 — Con.

[Includes only establishments with payroll. For meaning of abbreviations and symbols, see introductory text. For explanation of terms and comparability of 1987 and 1992 censuses, see appendix A. For definitions of CMSA's, MSA's, and PMSA's, see appendix D]

SIC code	Geographic area and kind of business or operation	Establishments (number)	Receipts (\$1,000)	Annual payroll (\$1,000)	First-quarter payroll (\$1,000)	Paid employees for pay period including March 12 (number)
CLEVELAND—AKRON, OH CMSA—Con.						
73	Business services—Con.					
733	Mailing, reproduction, commercial art and photography, and stenographic services -----	399	185 690	64 773	15 437	2 994
7331	Direct mail advertising services -----	39	40 772	13 681	3 285	748
7331 pt.	Mailing list compilers, brokers, and managers -----	10	(D)	(D)	(D)	BB
7331 pt.	Direct mail advertising services, except mailing list services -----	29	(D)	(D)	(D)	FF
7334	Photocopying and duplicating services -----	52	46 763	14 768	3 788	881
7334 pt.	Blueprinting and photocopying services -----	46	44 301	14 245	3 665	858
7334 pt.	Duplicating services, except printing and photocopying -----	6	2 462	523	123	23
7335, 6	Commercial photography, art, and graphics -----	229	73 205	25 504	5 869	901
7335	Commercial photography -----	59	15 158	4 802	1 121	190
7336	Commercial art and graphic design -----	170	58 047	20 702	4 748	711
7336 pt.	Commercial art -----	45	15 194	5 941	1 627	201
7336 pt.	Graphic arts and related design -----	125	42 853	14 761	3 121	510
7338	Secretarial and court reporting services -----	79	24 950	10 820	2 495	464
734	Services to dwellings and other buildings -----	675	180 506	83 923	20 004	9 696
7342	Disinfecting and pest control services -----	61	20 743	8 046	1 656	413
7349	Building cleaning and maintenance services, n.e.c. -----	614	159 763	75 877	18 348	9 283
735	Miscellaneous equipment rental and leasing -----	249	205 157	50 874	11 829	2 341
7352	Medical equipment rental and leasing -----	35	43 579	10 735	2 618	404
7353	Heavy construction equipment rental and leasing -----	28	48 920	13 385	3 187	486
7353 pt.	Rental and leasing of heavy construction equipment without operators -----	18	(D)	(D)	(D)	EE
7353 pt.	Rental and leasing of heavy construction equipment with operators -----	10	(D)	(D)	(D)	CC
7359	Equipment rental and leasing, n.e.c. -----	186	112 658	26 754	6 024	1 451
7359 pt.	Equipment rental -----	156	95 781	23 250	5 172	1 265
7359 pt.	Rent-to-own -----	43	27 389	5 394	1 285	286
7359 pt.	Equipment rental, except rent-to-own -----	113	68 392	17 856	3 887	979
7359 pt.	Equipment leasing, except finance leasing -----	30	16 877	3 504	852	186
736	Personnel supply services -----	469	605 286	425 569	90 958	29 555
7361	Employment agencies -----	174	60 065	28 995	6 079	1 170
7363	Help supply services -----	295	545 221	396 574	84 879	28 385
7363 pt.	Temporary help supply -----	255	412 598	299 121	64 387	24 255
7363 pt.	Help supply, except temporary -----	40	132 623	97 453	20 492	4 130
7363 pt.	Employee leasing -----	22	76 030	66 272	13 238	3 186
7363 pt.	Other help supply services -----	18	56 593	31 181	7 254	944
737	Computer programming, data processing, and other computer related services -----	664	858 600	287 768	69 423	8 506
7371, 2, 3	Computer programming, prepackaged software, and integrated systems -----	399	388 592	142 574	33 365	3 565
7371	Computer programming services -----	267	179 936	92 905	21 365	2 256
7372	Prepackaged software -----	67	(D)	(D)	(D)	FF
7373	Computer integrated systems -----	65	(D)	(D)	(D)	FF
7374, 5, 6	Data processing services -----	128	287 016	99 000	24 939	3 501
7374, 5	Computer processing, information retrieval -----	113	(D)	(D)	(D)	HH
7374	Computer processing and data preparation and processing services -----	104	196 141	75 020	19 156	2 863
7375	Information retrieval services -----	9	(D)	(D)	(D)	CC
7376	Computer facilities management services -----	15	(D)	(D)	(D)	EE
7377, 8, 9	Computer rental and leasing, maintenance, and related services, n.e.c. -----	137	182 992	46 194	11 119	1 440
7377	Computer rental and leasing -----	9	(D)	(D)	(D)	EE
7378	Computer maintenance and repair -----	57	65 661	21 005	5 145	802
7379	Computer related services, n.e.c. -----	71	(D)	(D)	(D)	EE
7379 pt.	Computer consultants -----	58	(D)	(D)	(D)	EE
7379 pt.	Miscellaneous computer services, n.e.c. -----	13	6 691	2 063	469	66
738	Miscellaneous business services -----	800	560 917	180 696	45 329	13 256
7381, 2	Detective agencies and protective services -----	172	137 442	78 439	18 951	6 519
7381	Detective, guard, and armored car services -----	133	99 575	64 348	15 452	5 893
7381 pt.	Detective agencies and guard services -----	128	92 314	61 303	14 670	5 722
7381 pt.	Armored car services -----	5	7 261	3 045	782	171
7382	Security systems services -----	39	37 867	14 091	3 499	626
7383	News syndicates -----	3	(D)	(D)	(D)	AA
7384	Photofinishing laboratories* -----	74	(D)	(D)	(D)	FF
7384 pt.	Photofinishing laboratories, except "one-hour" (mini) labs* -----	33	(D)	(D)	(D)	FF
7384 pt.	One-hour (mini) photofinishing* -----	41	(D)	(D)	(D)	CC
7389	Business services, n.e.c. -----	551	(D)	(D)	(D)	II
7389 pt.	Sign painting shops -----	17	3 137	942	214	62
7389 pt.	Interior designing -----	88	29 962	5 678	1 400	277
7389 pt.	Telephone answering services -----	32	(D)	(D)	(D)	EE
7389 pt.	Other business services -----	414	(D)	(D)	(D)	II
7389 pt.	Water softening and conditioning services -----	12	(D)	(D)	(D)	CC
7389 pt.	Packaging and labeling services -----	36	(D)	(D)	(D)	EE
7389 pt.	Trading stamp services -----	-	-	-	-	-
7389 pt.	Miscellaneous business services -----	366	(D)	(D)	(D)	HH
7389 pt.	Convention and trade show services -----	22	(D)	(D)	(D)	CC
7389 pt.	Private mail centers -----	21	6 058	900	185	107
7389 pt.	Miscellaneous business services, n.e.c. -----	323	(D)	(D)	(D)	HH
75	Automotive repair, services, and parking -----	2 106	876 453	201 134	47 498	11 672
751	Automotive rental and leasing, without drivers -----	177	260 965	37 430	8 779	1 825
7513	Truck rental and leasing, without drivers -----	61	(D)	(D)	(D)	FF
7513 pt.	Truck rental, without drivers -----	37	67 967	8 697	2 065	372
7513 pt.	Truck leasing, except finance leasing -----	24	(D)	(D)	(D)	CC
7514, 5	Passenger car rental and leasing -----	115	163 411	23 821	5 583	1 239
7514	Passenger car rental -----	68	(D)	(D)	(D)	GG
7515	Passenger car leasing -----	47	(D)	(D)	(D)	CC
7519	Utility trailer and recreational vehicle rental -----	1	(D)	(D)	(D)	AA
752	Automobile parking -----	165	(D)	(D)	(D)	FF
7521 pt.	Parking lots -----	82	(D)	(D)	(D)	EE
7521 pt.	Parking structures -----	83	(D)	(D)	(D)	FF

Table 7a. Summary Statistics for Firms Subject to Federal Income Tax for Metropolitan Areas: 1992 — Con.

[Includes only establishments with payroll. For meaning of abbreviations and symbols, see introductory text. For explanation of terms and comparability of 1987 and 1992 censuses, see appendix A. For definitions of CMSA's, MSA's, and PMSA's, see appendix D]

SIC code	Geographic area and kind of business or operation	Establishments (number)	Receipts (\$1,000)	Annual payroll (\$1,000)	First-quarter payroll (\$1,000)	Paid employees for pay period including March 12 (number)
CLEVELAND—AKRON, OH CMSA—Con.						
75	Automotive repair, services, and parking —Con.					
753	Automotive repair shops -----	1 407	463 591	127 053	29 921	6 322
7532	Top, body, and upholstery repair shops and paint shops -----	430	141 274	44 466	10 452	1 985
7532 pt.	Top and body repair shops -----	388	130 126	40 987	9 801	1 809
7532 pt.	Paint shops -----	42	11 148	3 479	651	176
7538	General automotive repair shops -----	634	194 382	50 606	11 863	2 704
7538 pt.	General automotive repair shops, except diesel -----	574	170 901	43 418	10 119	2 332
7538 pt.	Diesel repair shops -----	60	23 481	7 188	1 744	372
7533, 4, 6, 7, 9	Other automotive repair shops -----	343	127 935	31 981	7 606	1 633
7533	Automotive exhaust system repair shops -----	111	41 151	9 832	2 124	481
7534	Tire retreading and repair shops -----	26	12 503	2 346	532	128
7536	Automotive glass replacement shops -----	44	18 413	5 215	1 194	221
7537	Automotive transmission repair shops -----	62	17 847	5 032	1 184	260
7539	Automotive repair shops, n.e.c. -----	100	38 021	9 556	2 572	543
7539 pt.	Radiator repair -----	32	6 456	1 536	386	92
7539 pt.	Brake, front end, and wheel alignment -----	33	9 657	2 832	643	147
7539 pt.	Automotive electrical and fuel system services -----	22	(D)	(D)	(D)	CC
7539 pt.	Carburetor repair shops -----	8	(D)	(D)	(D)	BB
7539 pt.	Automotive electrical repair shops -----	14	(D)	(D)	(D)	CC
7539 pt.	Other automotive repair shops, n.e.c. -----	13	(D)	(D)	(D)	BB
754	Automotive services, except repair -----	357	(D)	(D)	(D)	HH
7542	Carwashes -----	182	(D)	(D)	(D)	GG
7549	Automotive services, except repair and carwashes -----	175	49 956	13 537	3 291	1 037
7549 pt.	Lubrication shops -----	72	21 299	5 306	1 283	420
7549 pt.	Other automotive services -----	103	28 657	8 231	2 008	617
7549 pt.	Towing services -----	68	17 089	5 609	1 384	429
7549 pt.	Other automotive services, n.e.c. -----	35	11 568	2 622	624	188
76	Miscellaneous repair services -----	925	422 723	141 003	34 587	6 245
762	Electrical repair shops -----	268	147 818	56 384	14 557	2 376
7622	Radio and television repair shops -----	69	18 457	6 795	1 801	416
7623, 9	Other electrical and electronic repair shops -----	199	129 361	49 589	12 756	1 960
7623	Refrigeration and air-conditioning service and repair shops -----	40	32 857	9 496	2 298	314
7629	Electrical and electronic repair shops, n.e.c. -----	159	96 504	40 093	10 458	1 646
763	Watch, clock, and jewelry repair -----	36	(D)	(D)	(D)	CC
764	Reupholstery and furniture repair -----	86	(D)	(D)	(D)	EE
769	Miscellaneous repair and related services -----	535	(D)	(D)	(D)	HH
7692	Welding repair -----	57	13 301	5 206	1 202	269
7694	Armature rewinding shops -----	32	32 418	10 727	2 718	371
7699	Repair shops and related services, n.e.c. -----	446	(D)	(D)	(D)	HH
7699 pt.	Farm machinery and equipment repair -----	3	716	182	43	16
7699 pt.	Lawnmower and other small gasoline engine repair -----	41	(D)	(D)	(D)	CC
7699 pt.	Sewer and septic tank cleaning services -----	38	20 168	6 140	1 431	266
7699 pt.	Other repair and related services, n.e.c. -----	364	(D)	(D)	(D)	GG
78, 79, 84	Amusement and recreation services, including motion pictures and museums -----	1 167	785 938	226 465	45 739	12 954
781, 2	Motion picture production, distribution, and services -----	59	130 982	15 469	3 916	518
7812 pt.	Motion picture production, except for television -----	31	12 558	4 425	1 117	175
7812 pt.	Motion picture and tape production for television -----	8	(D)	(D)	(D)	BB
7819	Services allied to motion picture production -----	9	(D)	(D)	(D)	CC
7822 pt.	Motion picture film and tape distributors -----	8	(D)	(D)	(D)	CC
7822 pt.	Motion picture film exchanges -----	4	(D)	(D)	(D)	BB
7822 pt.	Video tape wholesalers -----	4	(D)	(D)	(D)	BB
7822 pt.	Film and tape distribution for television -----	2	(D)	(D)	(D)	AA
7829	Services allied to motion picture distribution -----	1	(D)	(D)	(D)	AA
783	Motion picture theaters -----	78	58 986	9 864	2 328	1 424
7832	Motion picture theaters, except drive-in -----	67	56 523	9 405	2 278	1 392
7833	Drive-in motion picture theaters -----	11	2 463	459	50	32
784	Video tape rental -----	256	56 948	10 599	2 462	1 342
792	Theatrical producers (except motion picture), bands, orchestras, and entertainers -----	51	61 543	6 152	1 287	301
7922	Theatrical producers (except motion picture) and miscellaneous theatrical services -----	23	8 029	2 230	488	123
7922 pt.	Producers of live theatrical productions -----	3	(D)	(D)	(D)	AA
7922 pt.	Producers of radio and television shows, except tape producers -----	3	(D)	(D)	(D)	BB
7922 pt.	Artists' and entertainers' managers or agents, concert bureaus, booking agents -----	12	1 845	452	100	34
7922 pt.	Other theatrical services -----	5	4 204	1 238	262	56
7929	Bands, orchestras, actors, and other entertainers and entertainment groups -----	28	53 514	3 922	799	178
7929 pt.	Dance groups and artists -----	3	(D)	(D)	(D)	AA
7929 pt.	Symphony orchestras, opera companies, and chamber music organizations -----	-	-	-	-	-
7929 pt.	Other music and entertainment presentations -----	25	(D)	(D)	(D)	CC
7929 pt.	Other music groups and artists -----	15	(D)	(D)	(D)	CC
7929 pt.	Other entertainers and entertainment groups -----	10	(D)	(D)	(D)	BB
793	Bowling centers -----	107	45 145	12 436	3 659	1 726

Table 7a. Summary Statistics for Firms Subject to Federal Income Tax for Metropolitan Areas: 1992—Con.

[Includes only establishments with payroll. For meaning of abbreviations and symbols, see introductory text. For explanation of terms and comparability of 1987 and 1992 censuses, see appendix A. For definitions of CMSA's, MSA's, and PMSA's, see appendix D]

SIC code	Geographic area and kind of business or operation	Establishments (number)	Receipts (\$1,000)	Annual payroll (\$1,000)	First-quarter payroll (\$1,000)	Paid employees for pay period including March 12 (number)
CLEVELAND—AKRON, OH CMSA—Con.						
78, 79, 84	Amusement and recreation services, including motion pictures and museums—Con.					
79 ex. 792, 3; 84	Commercial sports and other amusement and recreation services, including museums	616	432 334	171 945	32 087	7 643
794	Commercial sports	57	139 153	95 587	18 053	1 521
7941	Professional sports clubs, managers, promoters	16	(D)	(D)	(D)	FF
7941 pt.	Baseball clubs	1	(D)	(D)	(D)	CC
7941 pt.	Football clubs	1	(D)	(D)	(D)	BB
7941 pt.	Other professional sports clubs	3	(D)	(D)	(D)	CC
7941 pt.	Managers and promoters	11	(D)	(D)	(D)	FF
7948	Racing, including track operation	41	(D)	(D)	(D)	FF
7948 pt.	Auto racetrack operation	3	(D)	(D)	(D)	AA
7948 pt.	Horse racetrack operation	5	(D)	(D)	(D)	EE
7948 pt.	Dog racetrack operation	—	(D)	(D)	(D)	—
7948 pt.	Racing stables and racing, n.e.c.	33	(D)	(D)	(D)	BB
79 ex. 792, 3, 4; 84	Other amusement and recreation services, including museums	559	293 181	76 358	14 034	6 122
791	Dance studios, schools, and halls	52	4 382	1 241	302	200
7991	Physical fitness facilities	83	35 208	7 921	2 150	1 366
7991 pt.	Physical fitness centers, except gymnasiums and athletic clubs	65	29 646	6 107	1 697	1 092
7991 pt.	Gymnasiums and athletic clubs	18	5 562	1 814	453	274
7992	Public golf courses	79	37 556	10 595	1 381	540
7993	Coin-operated amusement devices	55	22 402	5 497	1 408	372
7996	Amusement parks	9	(D)	(D)	(D)	FF
7997	Membership sports and recreation clubs	82	55 035	16 494	2 975	1 180
7999, 84	Amusement and recreation services, including museums, n.e.c.	199	(D)	(D)	(D)	GG
7999 pt.	Concession operators of amusement devices and rides	10	1 272	306	11	31
7999 pt.	Carnivals, circuses, and fairs	5	1 396	435	81	61
7999 pt.	Carnivals and circuses	5	1 396	435	81	61
7999 pt., 84	Fairs	—	(D)	(D)	(D)	—
84	Other recreation and amusements, including museums	184	(D)	(D)	(D)	GG
841	Museums, art galleries, and botanical and zoological gardens	1	(D)	(D)	(D)	AA
842	Museums and art galleries	1	(D)	(D)	(D)	AA
842	Arboreta and botanical or zoological gardens	—	(D)	(D)	(D)	—
7999 pt.	Roller skating rinks	20	(D)	(D)	(D)	EE
7999 pt.	Ice skating rinks	—	(D)	(D)	(D)	—
7999 pt.	Other amusement and recreation services, n.e.c.	163	(D)	(D)	(D)	GG
80	Health services	5 370	3 253 659	1 536 846	319 544	51 319
801	Offices and clinics of doctors of medicine	2 436	1 704 169	880 486	171 704	14 939
8011 pt.	Offices of doctors of medicine	2 364	1 616 403	853 035	165 588	13 936
8011 pt.	General medical clinics	72	87 766	27 451	6 116	1 003
802	Offices and clinics of dentists	1 423	396 124	156 959	33 957	7 012
8021 pt.	Offices of dentists	1 421	(D)	(D)	(D)	II
8021 pt.	Dental clinics	2	(D)	(D)	(D)	AA
803	Offices and clinics of doctors of osteopathy	185	74 459	37 709	7 435	901
8031 pt.	Offices of osteopathic physicians	180	73 517	37 134	7 262	883
8031 pt.	Osteopathic clinics	5	942	575	173	18
804	Offices and clinics of other health practitioners	774	193 336	73 243	16 209	3 549
8041	Offices and clinics of chiropractors	151	42 552	16 179	3 476	657
8042	Offices and clinics of optometrists	180	47 315	13 408	2 988	726
8043	Offices and clinics of podiatrists	183	34 137	10 306	2 250	570
8049	Offices and clinics of health practitioners, n.e.c.	260	69 332	33 350	7 495	1 596
805	Nursing and personal care facilities	187	575 295	269 338	63 734	18 580
8051	Skilled nursing care facilities	127	470 262	218 469	52 155	15 107
8052	Intermediate care facilities	53	(D)	(D)	(D)	HH
8059	Nursing and personal care facilities, n.e.c.	7	(D)	(D)	(D)	BB
806	Hospitals	3	(D)	(D)	(D)	EE
8062	General medical and surgical hospitals	—	(D)	(D)	(D)	—
8063, 9	Specialty hospitals	3	(D)	(D)	(D)	EE
8063	Psychiatric hospitals	2	(D)	(D)	(D)	CC
8069	Specialty hospitals, except psychiatric	1	(D)	(D)	(D)	BB
807, 8, 9	Other health services	362	(D)	(D)	(D)	II
807	Medical and dental laboratories	185	118 174	43 567	9 538	1 671
8071	Medical laboratories	107	97 951	33 755	7 181	1 154
8072	Dental laboratories	78	20 223	9 812	2 357	517
808	Home health care services	96	120 194	52 515	11 574	3 591
809	Miscellaneous health and allied services, n.e.c.	81	(D)	(D)	(D)	FF
8092	Kidney dialysis centers	1	(D)	(D)	(D)	BB
8093	Specialty outpatient facilities, n.e.c.	49	(D)	(D)	(D)	FF
8099	Health and allied services, n.e.c.	31	(D)	(D)	(D)	CC
81	Legal services	1 538	1 071 202	436 160	88 480	10 595
823, 4, 9	Selected educational services	178	75 060	30 988	7 915	2 113
823	Libraries	—	—	—	—	—
824	Vocational schools	69	53 020	23 485	6 154	1 375
8243	Data processing schools	16	(D)	(D)	(D)	BB
8244	Business and secretarial schools	17	(D)	(D)	(D)	FF
8249	Vocational schools, n.e.c.	36	33 249	14 876	3 698	702
829	Schools and educational services, n.e.c.	109	22 040	7 503	1 761	738

Table 7a. Summary Statistics for Firms Subject to Federal Income Tax for Metropolitan Areas: 1992—Con.

[Includes only establishments with payroll. For meaning of abbreviations and symbols, see introductory text. For explanation of terms and comparability of 1987 and 1992 censuses, see appendix A. For definitions of CMSA's, MSA's, and PMSA's, see appendix D]

SIC code	Geographic area and kind of business or operation	Establishments (number)	Receipts (\$1,000)	Annual payroll (\$1,000)	First-quarter payroll (\$1,000)	Paid employees for pay period including March 12 (number)
CLEVELAND—AKRON, OH CMSA—Con.						
83	Social services	420	96 761	41 179	9 343	3 908
835	Child day care services	249	44 820	20 618	4 745	2 478
832, 3, 6, 9	Other social services	171	51 941	20 561	4 598	1 430
832	Individual and family social services	72	(D)	(D)	(D)	EE
833	Job training and vocational rehabilitation services	21	(D)	(D)	(D)	EE
836	Residential care	64	(D)	(D)	(D)	FF
839	Social services, n.e.c.	14	5 167	1 292	221	59
87 ex. 8733	Engineering, accounting, research, management, and related services (except noncommercial research organizations)	2 599	1 866 028	819 830	191 244	23 015
871	Engineering, architectural, and surveying services	735	673 045	309 787	72 143	7 970
8711	Engineering services	474	550 522	256 029	60 393	6 373
8712	Architectural services	200	103 795	43 329	9 694	1 246
8713	Surveying services	61	18 728	10 429	2 056	351
872	Accounting, auditing, and bookkeeping services	851	413 113	178 759	43 178	6 227
873 ex. 8733	Research, development, and testing services (except noncommercial research organizations)	130	147 895	61 092	15 041	2 371
8731	Commercial physical and biological research	28	(D)	(D)	(D)	FF
8731 pt.	Commercial physical research	21	(D)	(D)	(D)	FF
8731 pt.	Commercial medical and biological research	7	(D)	(D)	(D)	BB
8732	Commercial economic, sociological, and educational research	40	(D)	(D)	(D)	FF
8734	Testing laboratories	62	(D)	(D)	(D)	FF
874	Management and public relations services	883	631 975	270 192	60 882	6 447
8741	Management services	259	247 662	99 331	23 417	2 850
8742	Management consulting services	445	332 568	149 702	32 296	2 877
8743	Public relations services	47	19 903	7 571	2 154	226
8744	Facilities support management services	—	—	—	—	—
8748	Business consulting services, n.e.c.	132	31 842	13 588	3 015	494
89	Services, n.e.c.	116	35 912	13 616	2 763	472
8999 pt.	Scientific and related consulting services, except environmental	25	6 221	3 302	791	98
8999 pt.	Other services	91	29 691	10 314	1 972	374
8999 pt.	Environmental consulting	33	20 608	6 370	1 358	228
8999 pt.	Authors, composers, and other arts-related services	30	4 793	2 400	326	58
8999 pt.	Other services, n.e.c.	28	4 290	1 544	288	88
Akron, OH PMSA						
Total		4 603	2 488 893	968 771	214 893	46 692
70 ex. 704	Hotels, rooming houses, camps, and other lodging places (except membership lodging)	66	67 013	18 240	4 303	1 782
7011	Hotels and motels	55	65 120	17 694	4 229	1 744
7011 pt.	Hotels	19	45 022	13 045	3 175	1 246
7011 pt.	Hotels, 25 guestrooms or more	17	(D)	(D)	(D)	GG
7011 pt.	Hotels, less than 25 guestrooms	2	(D)	(D)	(D)	AA
7011 pt.	Motels, motor hotels, and tourist courts	36	20 098	4 649	1 054	498
7011 pt.	Motels, tourist courts	31	14 142	3 261	730	329
7011 pt.	Motor hotels	5	5 956	1 388	324	169
702, 3	Other lodging places	11	1 893	546	74	38
702	Rooming and boarding houses	1	(D)	(D)	(D)	AA
703	Camps and recreational vehicle parks	10	(D)	(D)	(D)	BB
72	Personal services	578	121 837	43 672	10 270	3 997
721	Laundry, cleaning, and garment services	133	44 578	14 438	3 280	1 237
7211	Power laundries, family and commercial*	4	888	162	36	16
7213	Linen supply*	3	(D)	(D)	(D)	BB
7215	Coin-operated laundries and drycleaning	32	10 731	1 410	337	163
7216	Drycleaning plants, except rug cleaning*	54	13 420	5 384	1 181	535
7217	Carpet and upholstery cleaning	19	2 936	1 125	261	118
7218	Industrial laundries*	7	11 546	4 367	1 046	268
7212, 9	Other laundry, cleaning, and garment services*	14	(D)	(D)	(D)	BB
7212	Garment pressing, and agents for laundries and drycleaners	5	428	109	29	19
7219	Laundry and garment services, n.e.c.*	9	(D)	(D)	(D)	BB
722	Photographic studios, portrait	33	6 385	1 578	358	163
723, 4	Beauty and barber shops	288	36 885	17 646	4 200	1 738
723	Beauty shops	277	36 269	17 445	4 149	1 718
724	Barber shops	11	616	201	51	20
725	Shoe repair shops and shoeshine parlors	9	737	163	39	19
726	Funeral service and crematories	49	24 470	7 056	1 577	340
729	Miscellaneous personal services	66	8 782	2 791	816	500
7291	Tax return preparation services	14	2 047	942	446	305
7299	Miscellaneous personal services, n.e.c.	52	6 735	1 849	370	195

Table 7a. Summary Statistics for Firms Subject to Federal Income Tax for Metropolitan Areas: 1992 — Con.

[Includes only establishments with payroll. For meaning of abbreviations and symbols, see introductory text. For explanation of terms and comparability of 1987 and 1992 censuses, see appendix A. For definitions of CMSA's, MSA's, and PMSA's, see appendix D]

SIC code	Geographic area and kind of business or operation	Establishments (number)	Receipts (\$1,000)	Annual payroll (\$1,000)	First-quarter payroll (\$1,000)	Paid employees for pay period including March 12 (number)
CLEVELAND—AKRON, OH CMSA—Con.						
Akron, OH PMSA—Con.						
73	Business services	777	623 864	213 079	51 236	14 998
731	Advertising	48	29 354	13 088	2 711	365
7311	Advertising agencies	42	26 168	12 326	2 515	332
7312	Outdoor advertising services	1	(D)	(D)	(D)	AA
7313	Radio, television, publishers' advertising representatives	3	(D)	(D)	(D)	AA
7319	Advertising, n.e.c.	2	(D)	(D)	(D)	AA
732	Consumer credit reporting agencies, mercantile reporting agencies, and adjustment and collection agencies	14	6 889	1 905	452	119
7322	Adjustment and collection services	13	(D)	(D)	(D)	BB
7323	Credit reporting services	1	(D)	(D)	(D)	BB
733	Mailing, reproduction, commercial art and photography, and stenographic services	87	37 723	12 233	2 601	539
7331	Direct mail advertising services	12	8 865	1 667	328	81
7334	Photocopying and duplicating services	13	9 706	2 280	519	149
7335, 6	Commercial photography, art, and graphics	44	15 118	6 157	1 261	212
7335	Commercial photography	13	2 190	502	119	27
7336	Commercial art and graphic design	31	12 928	5 655	1 142	185
7338	Secretarial and court reporting services	18	4 034	2 129	493	97
734	Services to dwellings and other buildings	176	36 429	17 658	4 064	2 016
7342	Disinfecting and pest control services	16	3 710	1 160	230	68
7349	Building cleaning and maintenance services, n.e.c.	160	32 719	16 498	3 834	1 948
735	Miscellaneous equipment rental and leasing	69	53 472	14 949	3 692	695
7352	Medical equipment rental and leasing	10	17 234	4 771	1 331	167
7353	Heavy construction equipment rental and leasing	11	7 631	4 050	991	201
7359	Equipment rental and leasing, n.e.c.	48	28 607	6 128	1 370	327
736	Personnel supply services	101	80 376	56 591	13 056	6 103
7361	Employment agencies	36	5 912	2 598	655	152
7363	Help supply services	65	74 464	53 993	12 401	5 951
7363 pt.	Temporary help supply	57	70 889	51 440	11 797	5 815
7363 pt.	Help supply, except temporary	8	3 575	2 553	604	136
737	Computer programming, data processing, and other computer related services	129	191 212	53 707	12 658	1 690
7371, 2, 3	Computer programming, prepackaged software, and integrated systems	77	101 268	25 203	5 579	778
7371	Computer programming services	49	37 109	17 639	3 670	557
7372	Prepackaged software	14	(D)	(D)	(D)	CC
7373	Computer integrated systems	14	(D)	(D)	(D)	BB
7374, 5, 6	Data processing services	30	65 033	21 300	5 241	678
7374, 5	Computer processing, information retrieval	20	(D)	(D)	(D)	EE
7376	Computer facilities management services	10	(D)	(D)	(D)	EE
7377, 8, 9	Computer rental and leasing, maintenance, and related services, n.e.c.	22	24 911	7 204	1 838	234
7377	Computer rental and leasing	1	(D)	(D)	(D)	BB
7378	Computer maintenance and repair	10	20 055	5 682	1 427	174
7379	Computer related services, n.e.c.	11	(D)	(D)	(D)	BB
738	Miscellaneous business services	153	188 409	42 948	12 002	3 471
7381, 2	Detective agencies and protective services	34	19 536	10 875	2 625	1 063
7381	Detective, guard, and armored car services	28	15 443	9 680	2 333	1 006
7382	Security systems services	6	4 093	1 195	292	57
7383	News syndicates	—	—	—	—	—
7384	Photofinishing laboratories*	13	(D)	(D)	(D)	EE
7389	Business services, n.e.c.	106	(D)	(D)	(D)	GG
7389 pt.	Sign painting shops	1	(D)	(D)	(D)	AA
7389 pt.	Interior designing	16	5 742	1 245	300	51
7389 pt.	Telephone answering services	5	(D)	(D)	(D)	BB
7389 pt.	Other business services	84	(D)	(D)	(D)	GG
75	Automotive repair, services, and parking	467	155 798	40 880	9 657	2 423
751	Automotive rental and leasing, without drivers	37	24 627	3 785	851	178
7513	Truck rental and leasing, without drivers	19	13 482	2 015	529	102
7514, 5	Passenger car rental and leasing	18	11 145	1 770	322	76
7514	Passenger car rental	9	(D)	(D)	(D)	BB
7515	Passenger car leasing	9	(D)	(D)	(D)	BB
7519	Utility trailer and recreational vehicle rental	—	—	—	—	—
752	Automobile parking	13	(D)	(D)	(D)	CC
753	Automotive repair shops	328	105 091	28 933	6 848	1 477
7532	Top, body, and upholstery repair shops and paint shops	97	36 555	11 150	2 706	498
7532 pt.	Top and body repair shops	84	33 584	10 263	2 502	448
7532 pt.	Paint shops	13	2 971	887	204	50
7538	General automotive repair shops	144	35 380	9 773	2 329	583
7538 pt.	General automotive repair shops, except diesel	129	28 538	7 341	1 762	480
7538 pt.	Diesel repair shops	15	6 842	2 432	567	103
7533, 4, 6, 7, 9	Other automotive repair shops	87	33 156	8 010	1 813	396
7533	Automotive exhaust system repair shops	31	9 998	2 320	499	121
7534	Tire retreading and repair shops	9	5 492	886	205	47
7536	Automotive glass replacement shops	12	5 121	1 516	292	60
7537	Automotive transmission repair shops	16	5 816	1 539	383	84
7539	Automotive repair shops, n.e.c.	19	6 729	1 749	434	84
7539 pt.	Radiator repair	8	2 486	669	198	34
7539 pt.	Brake, front end, and wheel alignment	6	2 113	693	148	29
7539 pt.	Automotive electrical and fuel system services	2	(D)	(D)	(D)	AA
7539 pt.	Other automotive repair shops, n.e.c.	3	(D)	(D)	(D)	AA
754	Automotive services, except repair	89	(D)	(D)	(D)	FF
7542	Carwashes	42	(D)	(D)	(D)	EE
7549	Automotive services, except repair and carwashes	47	12 402	3 819	910	291

SERVICE INDUSTRIES—GEOGRAPHIC AREA SERIES

Table 7a. Summary Statistics for Firms Subject to Federal Income Tax for Metropolitan Areas: 1992—Con.

[Includes only establishments with payroll. For meaning of abbreviations and symbols, see introductory text. For explanation of terms and comparability of 1987 and 1992 censuses, see appendix A. For definitions of CMSA's, MSA's, and PMSA's, see appendix D]

SIC code	Geographic area and kind of business or operation	Establishments (number)	Receipts (\$1,000)	Annual payroll (\$1,000)	First-quarter payroll (\$1,000)	Paid employees for pay period including March 12 (number)
CLEVELAND-AKRON, OH CMSA—Con.						
Akron, OH PMSA—Con.						
76	Miscellaneous repair services -----	185	77 400	25 237	5 804	1 096
762	Electrical repair shops -----	51	25 649	9 040	2 118	386
7622	Radio and television repair shops -----	11	2 917	1 003	251	45
7623, 9	Other electrical and electronic repair shops -----	40	22 732	8 037	1 867	341
7623	Refrigeration and air-conditioning service and repair shops -----	6	5 642	1 489	311	51
7629	Electrical and electronic repair shops, n.e.c. -----	34	17 090	6 548	1 556	290
763	Watch, clock, and jewelry repair -----	1	(D)	(D)	(D)	AA
764	Reupholstery and furniture repair -----	26	(D)	(D)	(D)	BB
769	Miscellaneous repair and related services -----	107	(D)	(D)	(D)	FF
7692	Welding repair -----	11	2 059	585	137	35
7694	Armature rewinding shops -----	7	6 746	2 147	503	73
7699	Repair shops and related services, n.e.c. -----	89	(D)	(D)	(D)	FF
78, 79, 84	Amusement and recreation services, including motion pictures and museums -----	319	219 986	71 778	18 488	4 107
781, 2	Motion picture production, distribution, and services -----	14	3 749	1 453	351	60
783	Motion picture theaters -----	18	11 891	1 971	475	296
7832	Motion picture theaters, except drive-in -----	14	11 485	1 903	469	283
7833	Drive-in motion picture theaters -----	4	406	68	6	13
784	Video tape rental -----	82	16 997	3 095	771	400
792	Theatrical producers (except motion picture), bands, orchestras, and entertainers -----	13	7 310	935	231	48
7922	Theatrical producers (except motion picture) and miscellaneous theatrical services -----	4	909	253	61	16
7929	Bands, orchestras, actors, and other entertainers and entertainment groups -----	9	6 401	682	170	32
793	Bowling centers -----	23	10 296	3 101	905	412
79 ex. 792, 3, 84	Commercial sports and other amusement and recreation services, including museums -----	169	169 743	61 223	15 755	2 891
794	Commercial sports -----	22	58 527	30 444	10 847	917
7941	Professional sports clubs, managers, promoters -----	5	(D)	(D)	(D)	FF
7948	Racing, including track operation -----	17	(D)	(D)	(D)	EE
79 ex. 792, 3, 4; 84	Other amusement and recreation services, including museums -----	147	111 216	30 779	4 908	1 974
791	Dance studios, schools, and halls -----	15	1 057	323	96	64
7991	Physical fitness facilities -----	19	6 989	1 981	551	370
7992	Public golf courses -----	23	13 450	4 010	494	181
7993	Coin-operated amusement devices -----	14	1 656	307	72	22
7996	Amusement parks -----	4	(D)	(D)	(D)	EE
7997	Membership sports and recreation clubs -----	22	19 452	5 387	782	274
7999, 84	Amusement and recreation services, including museums, n.e.c. -----	50	(D)	(D)	(D)	FF
7999 pt.	Concession operators of amusement devices and rides -----	6	643	199	6	12
7999 pt.	Carnivals, circuses, and fairs -----	—	—	—	—	—
7999 pt., 84	Other recreation and amusements, including museums -----	44	(D)	(D)	(D)	FF
80	Health services -----	1 217	721 026	352 648	71 784	11 468
801	Offices and clinics of doctors of medicine -----	552	382 333	204 223	39 146	3 284
8011 pt.	Offices of doctors of medicine -----	534	366 944	200 460	38 299	3 103
8011 pt.	General medical clinics -----	18	15 389	3 763	847	181
802	Offices and clinics of dentists -----	287	81 873	32 643	7 223	1 507
803	Offices and clinics of doctors of osteopathy -----	67	34 968	18 877	3 450	345
804	Offices and clinics of other health practitioners -----	197	57 837	22 872	5 046	1 162
8041	Offices and clinics of chiropractors -----	47	13 521	5 008	1 015	216
8042	Offices and clinics of optometrists -----	47	13 946	4 303	954	213
8043	Offices and clinics of podiatrists -----	28	6 933	2 517	554	118
8049	Offices and clinics of health practitioners, n.e.c. -----	75	23 437	11 044	2 523	615
805	Nursing and personal care facilities -----	33	113 978	50 449	11 720	3 495
8051	Skilled nursing care facilities -----	24	97 606	43 457	10 086	3 015
8052	Intermediate care facilities -----	7	(D)	(D)	(D)	EE
8059	Nursing and personal care facilities, n.e.c. -----	2	(D)	(D)	(D)	BB
806	Hospitals -----	—	—	—	—	—
8062	General medical and surgical hospitals -----	—	—	—	—	—
8063, 9	Specialty hospitals -----	—	—	—	—	—
807, 8, 9	Other health services -----	81	50 037	23 584	5 199	1 675
807	Medical and dental laboratories -----	39	14 377	5 872	1 420	313
8071	Medical laboratories -----	21	8 263	3 289	794	169
8072	Dental laboratories -----	18	6 114	2 583	626	144
808	Home health care services -----	32	27 524	15 917	3 325	1 278
809	Miscellaneous health and allied services, n.e.c. -----	10	8 136	1 795	454	84
8092	Kidney dialysis centers -----	1	(D)	(D)	(D)	BB
8093	Specialty outpatient facilities, n.e.c. -----	6	(D)	(D)	(D)	BB
8099	Health and allied services, n.e.c. -----	3	(D)	(D)	(D)	AA
81	Legal services -----	313	124 702	55 748	11 185	1 543
823, 4, 9	Selected educational services -----	36	12 748	5 648	1 493	450
823	Libraries -----	—	—	—	—	—
824	Vocational schools -----	13	9 529	4 402	1 184	283
829	Schools and educational services, n.e.c. -----	23	3 219	1 246	309	167

OH-150 OHIO

SERVICE INDUSTRIES—GEOGRAPHIC AREA SERIES

Table 7a. Summary Statistics for Firms Subject to Federal Income Tax for Metropolitan Areas: 1992 — Con.

[Includes only establishments with payroll. For meaning of abbreviations and symbols, see introductory text. For explanation of terms and comparability of 1987 and 1992 censuses, see appendix A. For definitions of CMSA's, MSA's, and PMSA's, see appendix D]

SIC code	Geographic area and kind of business or operation	Establishments (number)	Receipts (\$1,000)	Annual payroll (\$1,000)	First-quarter payroll (\$1,000)	Paid employees for pay period including March 12 (number)
CLEVELAND—AKRON, OH CMSA—Con.						
Akron, OH PMSA—Con.						
83	Social services	94	19 461	7 969	1 732	878
835	Child day care services	61	10 156	4 646	1 018	638
832, 3, 6, 9	Other social services	33	9 305	3 323	714	240
87 ex. 8733	Engineering, accounting, research, management, and related services (except noncommercial research organizations)	525	336 943	130 641	28 212	3 823
871	Engineering, architectural, and surveying services	164	132 747	49 238	10 233	1 344
8711	Engineering services	102	109 196	37 722	7 801	998
8712	Architectural services	46	16 395	6 878	1 456	190
8713	Surveying services	16	7 156	4 638	976	156
872	Accounting, auditing, and bookkeeping services	161	49 756	23 611	5 280	868
873 ex. 8733	Research, development, and testing services (except noncommercial research organizations)	27	22 733	9 980	2 601	330
8731	Commercial physical and biological research	6	(D)	(D)	(D)	CC
8732	Commercial economic, sociological, and educational research	4	(D)	(D)	(D)	BB
8734	Testing laboratories	17	(D)	(D)	(D)	CC
874	Management and public relations services	173	131 707	47 812	10 098	1 281
8741	Management services	49	89 695	31 488	6 634	775
8742	Management consulting services	89	32 345	12 543	2 611	375
8743	Public relations services	9	2 374	773	166	33
8744	Facilities support management services	—	—	—	—	—
8748	Business consulting services, n.e.c.	26	7 293	3 008	687	98
89	Services, n.e.c.	26	8 115	3 231	729	127
Cleveland—Lorain—Elyria, OH PMSA						
	Total	16 126	9 778 782	3 976 970	880 613	172 573
70 ex. 704	Hotels, rooming houses, camps, and other lodging places (except membership lodging)	182	264 193	74 784	17 128	7 395
7011	Hotels and motels	158	258 071	73 576	16 859	7 290
7011 pt.	Hotels	67	200 528	60 537	13 956	5 830
7011 pt.	Hotels, 25 guestrooms or more	58	199 541	60 334	13 908	5 797
7011 pt.	Hotels, less than 25 guestrooms	9	987	203	48	33
7011 pt.	Motels, motor hotels, and tourist courts	91	57 543	13 039	2 903	1 460
7011 pt.	Motels, tourist courts	76	44 557	10 239	2 161	1 025
7011 pt.	Motor hotels	15	12 986	2 800	742	435
702, 3	Other lodging places	24	6 122	1 208	269	105
702	Rooming and boarding houses	5	704	157	47	22
703	Camps and recreational vehicle parks	19	5 418	1 051	222	83
7032	Sporting and recreational camps	—	—	—	—	—
7033	Recreational vehicle parks and campsites	19	5 418	1 051	222	83
72	Personal services	1 876	439 537	160 509	37 466	13 514
721	Laundry, cleaning, and garment services	446	158 054	51 401	12 024	3 868
7211	Power laundries, family and commercial*	8	5 567	2 246	600	199
7213	Linen supply*	9	17 154	6 098	1 549	377
7215	Coin-operated laundries and drycleaning	75	15 098	3 315	747	347
7215 pt.	Coin-operated laundries and drycleaning stores	68	10 225	2 301	493	298
7215 pt.	Coin-operated laundry routes	7	4 873	1 014	254	49
7216	Drycleaning plants, except rug cleaning*	218	44 130	15 587	3 596	1 438
7217	Carpet and upholstery cleaning	61	15 859	5 686	1 126	366
7218	Industrial launderers*	15	48 843	14 684	3 553	838
7212, 9	Other laundry, cleaning, and garment services*	60	11 403	3 785	853	303
7212	Garment pressing, and agents for laundries and drycleaners	35	5 125	1 410	303	139
7219	Laundry and garment services, n.e.c.*	25	6 278	2 375	550	164
722	Photographic studios, portrait	113	36 140	17 739	3 622	1 433
723, 4	Beauty and barber shops	929	119 704	55 983	13 155	5 354
723	Beauty shops	870	115 773	54 394	12 810	5 239
724	Barber shops	59	3 931	1 589	345	115
725	Shoe repair shops and shoeshine parlors	15	1 598	443	112	44
726	Funeral service and crematories	154	81 570	21 347	5 029	977
729	Miscellaneous personal services	219	42 471	13 596	3 524	1 838
7291	Tax return preparation services	39	7 243	3 514	1 468	1 035
7299	Miscellaneous personal services, n.e.c.	180	35 228	10 082	2 056	803
7299 pt.	Massage parlors, tanning salons, and saunas	41	2 526	599	132	96
7299 pt.	Other personal services	139	32 702	9 483	1 924	707
7299 pt.	Diet and weight reducing services	46	14 063	4 196	870	262
7299 pt.	Formal wear rental	33	6 215	1 502	282	154
7299 pt.	Other personal services, n.e.c.	60	12 424	3 785	772	291

SERVICE INDUSTRIES—GEOGRAPHIC AREA SERIES

OHIO OH-151

Table 7a. Summary Statistics for Firms Subject to Federal Income Tax for Metropolitan Areas: 1992—Con.

[Includes only establishments with payroll. For meaning of abbreviations and symbols, see introductory text. For explanation of terms and comparability of 1987 and 1992 censuses, see appendix A. For definitions of CMSA's, MSA's, and PMSA's, see appendix D]

SIC code	Geographic area and kind of business or operation	Establishments (number)	Receipts (\$1,000)	Annual payroll (\$1,000)	First-quarter payroll (\$1,000)	Paid employees for pay period including March 12 (number)
CLEVELAND—AKRON, OH CMSA—Con.						
Cleveland—Lorain—Elyria, OH PMSA—Con.						
73	Business services -----	2 831	2 267 495	988 236	227 990	55 286
731	Advertising -----	216	185 472	67 801	16 960	2 502
7311	Advertising agencies -----	175	138 502	54 723	13 888	1 530
7312	Outdoor advertising services -----	9	(D)	(D)	(D)	CC
7313	Radio, television, publishers' advertising representatives -----	18	15 568	4 772	1 303	131
7313 pt.	Radio, television advertising representatives -----	10	(D)	(D)	(D)	CC
7313 pt.	Publishers' advertising representatives -----	8	(D)	(D)	(D)	BB
7319	Advertising, n.e.c. -----	14	(D)	(D)	(D)	FF
732	Consumer credit reporting agencies, mercantile reporting agencies, and adjustment and collection agencies -----	74	73 488	24 918	6 123	950
7322	Adjustment and collection services -----	63	38 182	17 071	4 021	708
7323	Credit reporting services -----	11	35 306	7 847	2 102	242
733	Mailing, reproduction, commercial art and photography, and stenographic services -----	312	147 967	52 540	12 836	2 455
7331	Direct mail advertising services -----	27	31 907	12 014	2 957	667
7331 pt.	Mailing list compilers, brokers, and managers -----	8	1 466	420	98	50
7331 pt.	Direct mail advertising services, except mailing list services -----	19	30 441	11 594	2 859	617
7334	Photocopying and duplicating services -----	39	37 057	12 488	3 269	732
7334 pt.	Blueprinting and photocopying services -----	36	(D)	(D)	(D)	FF
7334 pt.	Duplicating services, except printing and photocopying -----	3	(D)	(D)	(D)	BB
7335, 6	Commercial photography, art, and graphics -----	185	58 087	19 347	4 608	689
7335	Commercial photography -----	46	12 968	4 300	1 002	163
7336	Commercial art and graphic design -----	139	45 119	15 047	3 606	526
7336 pt.	Commercial art -----	39	13 099	5 074	1 419	167
7336 pt.	Graphic arts and related design -----	100	32 020	9 973	2 187	359
7338	Secretarial and court reporting services -----	61	20 916	8 691	2 002	367
734	Services to dwellings and other buildings -----	499	144 077	66 265	15 940	7 690
7342	Disinfecting and pest control services -----	45	17 033	6 886	1 426	345
7349	Building cleaning and maintenance services, n.e.c. -----	454	127 044	59 379	14 514	7 335
735	Miscellaneous equipment rental and leasing -----	180	151 685	35 925	8 137	1 646
7352	Medical equipment rental and leasing -----	25	26 345	5 964	1 287	237
7353	Heavy construction equipment rental and leasing -----	17	41 289	9 335	2 196	285
7353 pt.	Rental and leasing of heavy construction equipment without operators -----	10	(D)	(D)	(D)	CC
7353 pt.	Rental and leasing of heavy construction equipment with operators -----	7	(D)	(D)	(D)	BB
7359	Equipment rental and leasing, n.e.c. -----	138	84 051	20 626	4 654	1 124
7359 pt.	Equipment rental -----	111	71 762	18 051	4 025	972
7359 pt.	Rent-to-own -----	31	17 431	3 388	831	178
7359 pt.	Equipment rental, except rent-to-own -----	80	54 331	14 663	3 194	794
7359 pt.	Equipment leasing, except finance leasing -----	27	12 289	2 575	629	152
736	Personnel supply services -----	368	524 910	368 978	77 902	23 452
7361	Employment agencies -----	138	54 153	26 397	5 424	1 018
7363	Help supply services -----	230	470 757	342 581	72 478	22 434
7363 pt.	Temporary help supply -----	198	341 709	247 681	52 590	18 440
7363 pt.	Help supply, except temporary -----	32	129 048	94 900	19 888	3 994
7363 pt.	Employee leasing -----	18	(D)	(D)	(D)	HH
7363 pt.	Other help supply services -----	14	(D)	(D)	(D)	FF
737	Computer programming, data processing, and other computer related services -----	535	667 388	234 061	56 765	6 816
7371, 2, 3	Computer programming, prepackaged software, and integrated systems -----	322	287 324	117 371	27 786	2 787
7371	Computer programming services -----	218	142 827	75 266	17 695	1 699
7372	Prepackaged software -----	53	66 411	18 279	4 423	450
7373	Computer integrated systems -----	51	78 086	23 826	5 668	638
7374, 5, 6	Data processing services -----	98	221 983	77 700	19 698	2 823
7374, 5	Computer processing, information retrieval -----	93	214 693	74 679	19 044	2 695
7374	Computer processing and data preparation and processing services -----	86	(D)	(D)	(D)	GG
7375	Information retrieval services -----	7	(D)	(D)	(D)	CC
7376	Computer facilities management services -----	5	7 290	3 021	654	128
7377, 8, 9	Computer rental and leasing, maintenance, and related services, n.e.c. -----	115	158 081	38 990	9 281	1 206
7377	Computer rental and leasing -----	8	(D)	(D)	(D)	EE
7378	Computer maintenance and repair -----	47	45 606	15 323	3 718	628
7379	Computer related services, n.e.c. -----	60	(D)	(D)	(D)	EE
7379 pt.	Computer consultants -----	49	(D)	(D)	(D)	CC
7379 pt.	Miscellaneous computer services, n.e.c. -----	11	(D)	(D)	(D)	BB
738	Miscellaneous business services -----	647	372 508	137 748	33 327	9 785
7381, 2	Detective agencies and protective services -----	138	117 906	67 564	16 326	5 456
7381	Detective, guard, and armored car services -----	105	84 132	54 668	13 119	4 887
7381 pt.	Detective agencies and guard services -----	102	(D)	(D)	(D)	HH
7381 pt.	Armored car services -----	3	(D)	(D)	(D)	CC
7382	Security systems services -----	33	33 774	12 896	3 207	569
7383	News syndicates -----	3	(D)	(D)	(D)	AA
7384	Photofinishing laboratories* -----	61	17 393	5 881	1 268	324
7384 pt.	Photofinishing laboratories, except "one-hour" (mini) labs* -----	27	11 425	4 404	924	185
7384 pt.	One-hour (mini) photofinishing* -----	34	5 968	1 477	344	139
7389	Business services, n.e.c. -----	445	(D)	(D)	(D)	HH
7389 pt.	Sign painting shops -----	16	(D)	(D)	(D)	BB
7389 pt.	Interior designing -----	72	24 220	4 433	1 100	226
7389 pt.	Telephone answering services -----	27	7 434	3 442	835	348
7389 pt.	Other business services -----	330	200 169	55 049	13 488	3 358
7389 pt.	Water softening and conditioning services -----	9	2 794	899	234	46
7389 pt.	Packaging and labeling services -----	30	35 674	6 653	1 804	441
7389 pt.	Trading stamp services -----	—	—	—	—	—
7389 pt.	Miscellaneous business services -----	291	161 701	47 497	11 450	2 871
7389 pt.	Convention and trade show services -----	17	9 252	2 095	489	103
7389 pt.	Private mail centers -----	15	3 513	365	68	41
7389 pt.	Miscellaneous business services, n.e.c. -----	259	148 936	45 037	10 893	2 727

Table 7a. Summary Statistics for Firms Subject to Federal Income Tax for Metropolitan Areas: 1992—Con.

[Includes only establishments with payroll. For meaning of abbreviations and symbols, see introductory text. For explanation of terms and comparability of 1987 and 1992 censuses, see appendix A. For definitions of CMSA's, MSA's, and PMSA's, see appendix D]

SIC code	Geographic area and kind of business or operation	Establishments (number)	Receipts (\$1,000)	Annual payroll (\$1,000)	First-quarter payroll (\$1,000)	Paid employees for pay period including March 12 (number)
CLEVELAND—AKRON, OH CMSA—Con.						
Cleveland—Lorain—Elyria, OH PMSA—Con.						
75	Automotive repair, services, and parking	1 639	720 655	160 254	37 841	9 249
751	Automotive rental and leasing, without drivers	140	236 338	33 645	7 928	1 647
7513	Truck rental and leasing, without drivers	42	(D)	(D)	(D)	EE
7513 pt.	Truck rental, without drivers	27	61 588	7 909	1 844	333
7513 pt.	Truck leasing, except finance leasing	15	(D)	(D)	(D)	CC
7514, 5	Passenger car rental and leasing	97	152 266	22 051	5 261	1 163
7514	Passenger car rental	59	106 055	17 056	4 124	980
7515	Passenger car leasing	38	46 211	4 995	1 137	183
7519	Utility trailer and recreational vehicle rental	1	(D)	(D)	(D)	AA
752	Automobile parking	152	63 266	9 517	2 249	789
7521 pt.	Parking lots	78	17 158	3 332	730	246
7521 pt.	Parking structures	74	46 108	6 185	1 519	543
753	Automotive repair shops	1 079	358 500	98 120	23 073	4 845
7532	Top, body, and upholstery repair shops and paint shops	333	104 719	33 316	7 746	1 487
7532 pt.	Top and body repair shops	304	96 542	30 724	7 299	1 361
7532 pt.	Paint shops	29	8 177	2 592	447	126
7538	General automotive repair shops	490	159 002	40 833	9 534	2 121
7538 pt.	General automotive repair shops, except diesel	445	142 363	36 077	8 357	1 852
7538 pt.	Diesel repair shops	45	16 639	4 756	1 177	269
7533, 4, 6, 7, 9	Other automotive repair shops	256	94 779	23 971	5 793	1 237
7533	Automotive exhaust system repair shops	80	31 153	7 512	1 625	360
7534	Tire retreading and repair shops	17	7 011	1 460	327	81
7536	Automotive glass replacement shops	32	13 292	3 699	902	161
7537	Automotive transmission repair shops	46	12 031	3 493	801	176
7539	Automotive repair shops, n.e.c.	81	31 292	7 807	2 138	459
7539 pt.	Radiator repair	24	3 970	867	188	58
7539 pt.	Brake, front end, and wheel alignment	27	7 544	2 139	495	118
7539 pt.	Automotive electrical and fuel system services	20	14 550	3 443	1 145	223
7539 pt.	Carburetor repair shops	7	1 527	481	118	30
7539 pt.	Automotive electrical repair shops	13	13 023	2 962	1 027	193
7539 pt.	Other automotive repair shops, n.e.c.	10	5 228	1 358	310	60
754	Automotive services, except repair	268	62 551	18 972	4 591	1 968
7542	Carwashes	140	24 997	9 254	2 210	1 222
7549	Automotive services, except repair and carwashes	128	37 554	9 718	2 381	746
7549 pt.	Lubrication shops	53	15 191	3 652	921	291
7549 pt.	Other automotive services	75	22 363	6 066	1 460	455
7549 pt.	Towing services	45	11 511	3 676	890	285
7549 pt.	Other automotive services, n.e.c.	30	10 852	2 390	570	170
76	Miscellaneous repair services	740	345 323	115 766	28 783	5 149
762	Electrical repair shops	217	122 169	47 344	12 439	1 990
7622	Radio and television repair shops	58	15 540	5 792	1 550	371
7623, 9	Other electrical and electronic repair shops	159	106 629	41 552	10 889	1 619
7623	Refrigeration and air-conditioning service and repair shops	34	27 215	8 007	1 987	263
7629	Electrical and electronic repair shops, n.e.c.	125	79 414	33 545	8 902	1 356
763	Watch, clock, and jewelry repair	35	4 307	962	235	100
764	Reupholstery and furniture repair	60	14 113	4 443	1 043	259
769	Miscellaneous repair and related services	428	204 734	63 017	15 066	2 800
7692	Welding repair	46	11 242	4 621	1 065	234
7694	Armature rewinding shops	25	25 672	8 580	2 215	298
7699	Repair shops and related services, n.e.c.	357	167 820	49 816	11 786	2 268
7699 pt.	Farm machinery and equipment repair	3	716	182	43	16
7699 pt.	Lawnmower and other small gasoline engine repair	26	4 158	1 489	322	79
7699 pt.	Sewer and septic tank cleaning services	28	17 184	5 118	1 204	216
7699 pt.	Other repair and related services, n.e.c.	300	145 762	43 027	10 217	1 957
78, 79, 84	Amusement and recreation services, including motion pictures and museums	848	565 952	154 687	27 251	8 847
781, 2	Motion picture production, distribution, and services	45	127 233	14 016	3 565	458
7812 pt.	Motion picture production, except for television	22	9 889	3 550	904	136
7812 pt.	Motion picture and tape production for television	6	(D)	(D)	(D)	BB
7819	Services allied to motion picture production	6	(D)	(D)	(D)	CC
7822 pt.	Motion picture film and tape distributors	8	(D)	(D)	(D)	CC
7822 pt.	Motion picture film exchanges	4	(D)	(D)	(D)	BB
7822 pt.	Video tape wholesalers	4	(D)	(D)	(D)	BB
7822 pt.	Film and tape distribution for television	2	(D)	(D)	(D)	AA
7829	Services allied to motion picture distribution	1	(D)	(D)	(D)	AA
783	Motion picture theaters	60	47 095	7 893	1 853	1 128
7832	Motion picture theaters, except drive-in	53	45 038	7 502	1 809	1 109
7833	Drive-in motion picture theaters	7	2 057	391	44	19
784	Video tape rental	174	39 951	7 504	1 691	942
792	Theatrical producers (except motion picture), bands, orchestras, and entertainers	38	54 233	5 217	1 056	253
7922	Theatrical producers (except motion picture) and miscellaneous theatrical services	19	7 120	1 977	427	107
7922 pt.	Producers of live theatrical productions	3	(D)	(D)	(D)	AA
7922 pt.	Producers of radio and television shows, except tape producers	3	(D)	(D)	(D)	BB
7922 pt.	Artists' and entertainers' managers or agents, concert bureaus, booking agents	8	936	199	39	18
7922 pt.	Other theatrical services	5	4 204	1 238	262	56

SERVICE INDUSTRIES—GEOGRAPHIC AREA SERIES

Table 7a. Summary Statistics for Firms Subject to Federal Income Tax for Metropolitan Areas: 1992—Con.

[Includes only establishments with payroll. For meaning of abbreviations and symbols, see introductory text. For explanation of terms and comparability of 1987 and 1992 censuses, see appendix A. For definitions of CMSA's, MSA's, and PMSA's, see appendix D]

SIC code	Geographic area and kind of business or operation	Establishments (number)	Receipts (\$1,000)	Annual payroll (\$1,000)	First-quarter payroll (\$1,000)	Paid employees for pay period including March 12 (number)
CLEVELAND—AKRON, OH CMSA—Con.						
Cleveland—Lorain—Elyria, OH PMSA—Con.						
78, 79, 84	Amusement and recreation services, including motion pictures and museums—Con.					
792	Theatrical producers (except motion picture), bands, orchestras, and entertainers—Con.					
7929	Bands, orchestras, actors, and other entertainers and entertainment groups	19	47 113	3 240	629	146
7929 pt.	Dance groups and artists	2	(D)	(D)	(D)	AA
7929 pt.	Symphony orchestras, opera companies, and chamber music organizations	—	—	—	—	—
7929 pt.	Other music and entertainment presentations	17	(D)	(D)	(D)	CC
7929 pt.	Other music groups and artists	9	(D)	(D)	(D)	BB
7929 pt.	Other entertainers and entertainment groups	8	(D)	(D)	(D)	BB
793	Bowling centers	84	34 849	9 335	2 754	1 314
79 ex. 792, 3; 84	Commercial sports and other amusement and recreation services, including museums	447	262 591	110 722	16 332	4 752
794	Commercial sports	35	80 626	65 143	7 206	604
7941	Professional sports clubs, managers, promoters	11	54 250	57 375	6 934	348
7941 pt.	Baseball clubs	1	(D)	(D)	(D)	CC
7941 pt.	Football clubs	1	(D)	(D)	(D)	BB
7941 pt.	Other professional sports clubs	2	(D)	(D)	(D)	BB
7941 pt.	Managers and promoters	7	14 454	1 492	238	42
7948	Racing, including track operation	24	26 376	7 768	272	256
7948 pt.	Auto racetrack operation	2	(D)	(D)	(D)	AA
7948 pt.	Horse racetrack operation	4	(D)	(D)	(D)	CC
7948 pt.	Dog racetrack operation	—	—	—	—	—
7948 pt.	Racing stables and racing, n.e.c.	18	(D)	(D)	(D)	BB
79 ex. 792, 3, 4; 84	Other amusement and recreation services, including museums	412	181 965	45 579	9 126	4 148
791	Dance studios, schools, and halls	37	3 325	918	206	136
7991	Physical fitness facilities	64	28 219	5 940	1 599	996
7991 pt.	Physical fitness centers, except gymnasiums and athletic clubs	52	23 970	4 642	1 285	793
7991 pt.	Gymnasiums and athletic clubs	12	4 249	1 298	314	203
7992	Public golf courses	56	24 106	6 585	887	359
7993	Coin-operated amusement devices	41	20 746	5 190	1 336	350
7996	Amusement parks	5	3 190	785	123	84
7997	Membership sports and recreation clubs	60	35 583	11 107	2 193	906
7999, 84	Amusement and recreation services, including museums, n.e.c. .	149	66 796	15 054	2 782	1 317
7999 pt.	Concession operators of amusement devices and rides	4	629	107	5	19
7999 pt.	Carnivals, circuses, and fairs	5	1 396	435	81	61
7999 pt.	Carnivals and circuses	5	1 396	435	81	61
7999 pt.	Fairs	—	—	—	—	—
7999 pt., 84	Other recreation and amusements, including museums	140	64 771	14 512	2 696	1 237
84	Museums, art galleries, and botanical and zoological gardens	—	—	—	—	—
841	Museums and art galleries	—	—	—	—	—
842	Arboreta and botanical or zoological gardens	—	—	—	—	—
7999 pt.	Roller skating rinks	15	4 049	1 285	343	286
7999 pt.	Ice skating rinks	—	—	—	—	—
7999 pt.	Other amusement and recreation services, n.e.c.	125	60 722	13 227	2 353	951
80	Health services	4 153	2 532 633	1 184 198	247 760	39 851
801	Offices and clinics of doctors of medicine	1 884	1 321 836	676 263	132 558	11 655
8011 pt.	Offices of doctors of medicine	1 830	1 249 459	652 575	127 289	10 833
8011 pt.	General medical clinics	54	72 377	23 688	5 269	822
802	Offices and clinics of dentists	1 136	314 251	124 316	26 734	5 505
8021 pt.	Offices of dentists	1 134	(D)	(D)	(D)	II
8021 pt.	Dental clinics	2	(D)	(D)	(D)	AA
803	Offices and clinics of doctors of osteopathy	118	39 491	18 832	3 985	556
8031 pt.	Offices of osteopathic physicians	116	(D)	(D)	(D)	FF
8031 pt.	Osteopathic clinics	2	(D)	(D)	(D)	AA
804	Offices and clinics of other health practitioners	577	135 499	50 371	11 163	2 387
8041	Offices and clinics of chiropractors	104	29 031	11 171	2 461	441
8042	Offices and clinics of optometrists	133	33 369	9 105	2 034	513
8043	Offices and clinics of podiatrists	155	27 204	7 789	1 696	452
8049	Offices and clinics of health practitioners, n.e.c.	185	45 895	22 306	4 972	981
805	Nursing and personal care facilities	154	461 317	218 889	52 014	15 085
8051	Skilled nursing care facilities	103	372 656	175 012	42 069	12 092
8052	Intermediate care facilities	46	86 674	43 155	9 761	2 940
8059	Nursing and personal care facilities, n.e.c.	5	1 987	722	184	53
806	Hospitals	3	(D)	(D)	(D)	EE
8062	General medical and surgical hospitals	—	—	—	—	—
8063, 9	Specialty hospitals	3	(D)	(D)	(D)	EE
8063	Psychiatric hospitals	2	(D)	(D)	(D)	CC
8069	Specialty hospitals, except psychiatric	1	(D)	(D)	(D)	BB
807, 8, 9	Other health services	281	(D)	(D)	(D)	HH
807	Medical and dental laboratories	146	103 797	37 695	8 118	1 358
8071	Medical laboratories	86	89 688	30 466	6 387	985
8072	Dental laboratories	60	14 109	7 229	1 731	373
808	Home health care services	64	92 670	36 598	8 249	2 313
809	Miscellaneous health and allied services, n.e.c.	71	(D)	(D)	(D)	FF
8092	Kidney dialysis centers	—	—	—	—	—
8093	Specialty outpatient facilities, n.e.c.	43	32 583	10 178	2 429	529
8099	Health and allied services, n.e.c.	28	(D)	(D)	(D)	CC
81	Legal services	1 225	946 500	380 412	77 295	9 052

OH—154 OHIO

SERVICE INDUSTRIES—GEOGRAPHIC AREA SERIES

Table 7a. Summary Statistics for Firms Subject to Federal Income Tax for Metropolitan Areas: 1992—Con.

[Includes only establishments with payroll. For meaning of abbreviations and symbols, see introductory text. For explanation of terms and comparability of 1987 and 1992 censuses, see appendix A. For definitions of CMSA's, MSA's, and PMSA's, see appendix D]

SIC code	Geographic area and kind of business or operation	Establishments (number)	Receipts (\$1,000)	Annual payroll (\$1,000)	First-quarter payroll (\$1,000)	Paid employees for pay period including March 12 (number)
CLEVELAND—AKRON, OH CMSA—Con.						
Cleveland—Lorain—Elyria, OH PMSA—Con.						
823, 4, 9	Selected educational services	142	62 312	25 340	6 422	1 663
823	Libraries	—	—	—	—	—
824	Vocational schools	56	43 491	19 083	4 970	1 092
8243	Data processing schools	15	1 762	1 762	443	93
8244	Business and secretarial schools	12	12 965	5 737	1 646	444
8249	Vocational schools, n.e.c.	29	25 913	11 584	2 881	555
829	Schools and educational services, n.e.c.	86	18 821	6 257	1 452	571
83	Social services	326	77 300	33 210	7 611	3 030
835	Child day care services	188	34 664	15 972	3 727	1 840
832, 3, 6, 9	Other social services	138	42 636	17 238	3 884	1 190
832	Individual and family social services	61	9 697	3 376	672	225
833	Job training and vocational rehabilitation services	20	16 040	7 644	1 871	421
836	Residential care	47	14 472	5 425	1 219	513
839	Social services, n.e.c.	10	2 427	793	122	31
87 ex. 8733	Engineering, accounting, research, management, and related services (except noncommercial research organizations)	2 074	1 529 085	689 189	163 032	19 192
871	Engineering, architectural, and surveying services	571	540 298	260 549	61 910	6 626
8711	Engineering services	372	441 326	218 307	52 592	5 375
8712	Architectural services	154	87 400	36 451	8 238	1 056
8713	Surveying services	45	11 572	5 791	1 080	195
872	Accounting, auditing, and bookkeeping services	690	363 357	155 148	37 898	5 359
873 ex. 8733	Research, development, and testing services (except noncommercial research organizations)	103	125 162	51 112	12 440	2 041
8731	Commercial physical and biological research	22	58 228	25 063	6 274	565
8731 pt.	Commercial physical research	16	52 746	22 913	5 826	529
8731 pt.	Commercial medical and biological research	6	5 482	2 150	448	36
8732	Commercial economic, sociological, and educational research	36	18 718	7 276	1 568	716
8734	Testing laboratories	45	48 216	18 773	4 598	760
874	Management and public relations services	710	500 268	222 380	50 784	5 166
8741	Management services	210	157 967	67 843	16 783	2 075
8742	Management consulting services	356	300 223	137 159	29 685	2 502
8743	Public relations services	38	17 529	6 798	1 988	193
8744	Facilities support management services	—	—	—	—	—
8748	Business consulting services, n.e.c.	106	24 549	10 580	2 328	396
89	Services, n.e.c.	90	27 797	10 385	2 034	345
8999 pt.	Scientific and related consulting services, except environmental	18	4 717	2 632	651	73
8999 pt.	Other services	72	23 080	7 753	1 383	272
8999 pt.	Environmental consulting	27	16 269	4 629	950	172
8999 pt.	Authors, composers, and other arts-related services	26	3 815	2 007	251	46
8999 pt.	Other services, n.e.c.	19	2 996	1 117	182	54
COLUMBUS, OH MSA						
Total		9 623	6 912 891	2 648 581	592 042	127 854
70 ex. 704	Hotels, rooming houses, camps, and other lodging places (except membership lodging)	140	231 848	60 943	14 195	5 379
7011	Hotels and motels	129	227 460	60 203	14 067	5 336
7011 pt.	Hotels	54	177 780	48 393	11 608	4 143
7011 pt.	Hotels, 25 guestrooms or more	51	(D)	(D)	(D)	HH
7011 pt.	Hotels, less than 25 guestrooms	3	(D)	(D)	(D)	AA
7011 pt.	Motels, motor hotels, and tourist courts	75	49 680	11 810	2 459	1 193
7011 pt.	Motels, tourist courts	56	33 809	8 206	1 735	822
7011 pt.	Motor hotels	19	15 871	3 604	724	371
702, 3	Other lodging places	11	4 388	740	128	43
702	Rooming and boarding houses	5	(D)	(D)	(D)	BB
703	Camps and recreational vehicle parks	6	(D)	(D)	(D)	AA
72	Personal services	1 154	293 947	97 453	22 946	8 061
721	Laundry, cleaning, and garment services	284	118 669	36 827	8 518	2 797
7211	Power laundries, family and commercial*	6	1 789	739	146	63
7213	Linen supply	5	5 153	1 709	448	109
7215	Coin-operated laundries and drycleaning	63	14 966	2 789	590	312
7216	Drycleaning plants, except rug cleaning	138	40 005	17 461	4 022	1 418
7217	Carpet and upholstery cleaning	49	12 969	4 568	860	295
7218	Industrial laundries*	9	41 642	8 889	2 269	525
7212, 9	Other laundry, cleaning, and garment services*	14	2 145	672	183	75
7212	Garment pressing, and agents for laundries and drycleaners	6	742	160	50	35
7219	Laundry and garment services, n.e.c.*	8	1 403	512	133	40
722	Photographic studios, portrait	67	15 665	4 147	933	355
723, 4	Beauty and barber shops	507	73 298	33 250	7 870	2 730
723	Beauty shops	485	70 918	32 403	7 669	2 667
724	Barber shops	22	2 380	847	201	63
725	Shoe repair shops and shoeshine parlors	16	1 209	417	111	31
726	Funeral service and crematories	77	40 589	10 624	2 281	413
729	Miscellaneous personal services	203	44 517	12 188	3 233	1 735
7291	Tax return preparation services	36	7 478	3 737	1 364	958
7299	Miscellaneous personal services, n.e.c.	167	37 039	8 451	1 869	777

SERVICE INDUSTRIES—GEOGRAPHIC AREA SERIES

OHIO OH-155

Table 7a. Summary Statistics for Firms Subject to Federal Income Tax for Metropolitan Areas: 1992 — Con.

[Includes only establishments with payroll. For meaning of abbreviations and symbols, see introductory text. For explanation of terms and comparability of 1987 and 1992 censuses, see appendix A. For definitions of CMSA's, MSA's, and PMSA's, see appendix D]

SIC code	Geographic area and kind of business or operation	Establishments (number)	Receipts (\$1,000)	Annual payroll (\$1,000)	First-quarter payroll (\$1,000)	Paid employees for pay period including March 12 (number)
COLUMBUS, OH MSA—Con.						
73	Business services -----	1 762	1 780 776	666 715	152 233	46 382
731	Advertising -----	105	118 999	36 426	7 970	1 150
7311	Advertising agencies -----	76	62 757	26 948	5 686	640
7312	Outdoor advertising services -----	8	23 000	3 133	695	103
7313	Radio, television, publishers' advertising representatives -----	4	(D)	(D)	(D)	BB
7319	Advertising, n.e.c. -----	17	(D)	(D)	(D)	EE
732	Consumer credit reporting agencies, mercantile reporting agencies, and adjustment and collection agencies -----	59	106 441	30 536	6 840	1 512
7322	Adjustment and collection services -----	48	74 034	25 686	5 625	1 278
7323	Credit reporting services -----	11	32 407	4 850	1 215	234
733	Mailing, reproduction, commercial art and photography, and stenographic services -----	193	106 707	34 272	7 365	1 516
7331	Direct mail advertising services -----	22	35 671	10 733	2 182	511
7334	Photocopying and duplicating services -----	35	24 734	7 318	1 565	393
7335, 6	Commercial photography, art, and graphics -----	100	37 262	11 951	2 602	426
7335	Commercial photography -----	18	7 736	2 906	593	106
7336	Commercial art and graphic design -----	82	29 526	9 045	2 009	320
7338	Secretarial and court reporting services -----	36	9 040	4 270	1 016	186
734	Services to dwellings and other buildings -----	323	93 130	45 141	10 310	4 978
7342	Disinfecting and pest control services -----	31	15 487	6 235	1 392	290
7349	Building cleaning and maintenance services, n.e.c. -----	292	77 643	38 906	8 918	4 688
735	Miscellaneous equipment rental and leasing -----	124	109 227	22 346	5 084	1 014
7352	Medical equipment rental and leasing -----	19	21 556	3 966	926	162
7353	Heavy construction equipment rental and leasing -----	10	14 418	2 597	577	95
7359	Equipment rental and leasing, n.e.c. -----	95	73 253	15 783	3 581	757
736	Personnel supply services -----	220	253 578	169 982	35 773	21 498
7361	Employment agencies -----	79	20 189	9 098	2 018	365
7363	Help supply services -----	141	233 389	160 884	33 755	21 133
7363 pt.	Temporary help supply -----	116	187 069	122 550	25 294	18 928
7363 pt.	Help supply, except temporary -----	25	46 320	38 334	8 461	2 205
737	Computer programming, data processing, and other computer related services -----	354	707 309	223 307	53 180	6 519
7371, 2, 3	Computer programming, prepackaged software, and integrated systems -----	191	244 705	94 505	22 894	2 448
7371	Computer programming services -----	113	98 078	51 711	12 858	1 217
7372	Prepackaged software -----	40	89 407	21 912	5 310	675
7373	Computer integrated systems -----	38	57 220	20 882	4 726	556
7374, 5, 6	Data processing services -----	83	409 103	114 903	27 038	3 633
7374, 5	Computer processing, information retrieval -----	78	407 384	113 953	26 775	3 603
7376	Computer facilities management services -----	5	1 719	950	263	30
7377, 8, 9	Computer rental and leasing, maintenance, and related services, n.e.c. -----	80	53 501	13 899	3 248	438
7377	Computer rental and leasing -----	6	(D)	(D)	(D)	AA
7378	Computer maintenance and repair -----	35	32 324	7 615	1 906	272
7379	Computer related services, n.e.c. -----	39	(D)	(D)	(D)	CC
738	Miscellaneous business services -----	384	285 385	104 705	25 711	8 195
7381, 2	Detective agencies and protective services -----	82	89 561	44 293	10 994	3 522
7381	Detective, guard, and armored car services -----	59	50 428	33 904	8 395	3 083
7382	Security systems services -----	23	39 133	10 389	2 599	439
7383	News syndicates -----	4	(D)	(D)	(D)	BB
7384	Photofinishing laboratories* -----	34	10 648	2 741	593	202
7389	Business services, n.e.c. -----	264	(D)	(D)	(D)	HH
7389 pt.	Sign painting shops -----	14	3 979	1 227	301	85
7389 pt.	Interior designing -----	27	8 986	1 212	291	77
7389 pt.	Telephone answering services -----	12	6 947	3 765	739	314
7389 pt.	Other business services -----	211	(D)	(D)	(D)	HH
75	Automotive repair, services, and parking -----	855	405 028	89 875	20 821	5 392
751	Automotive rental and leasing, without drivers -----	59	140 103	17 590	3 909	942
7513	Truck rental and leasing, without drivers -----	30	81 685	9 387	2 159	416
7514, 5	Passenger car rental and leasing -----	28	(D)	(D)	(D)	FF
7514	Passenger car rental -----	23	56 528	7 787	1 649	505
7515	Passenger car leasing -----	5	(D)	(D)	(D)	AA
7519	Utility trailer and recreational vehicle rental -----	1	(D)	(D)	(D)	AA
752	Automobile parking -----	121	29 314	3 912	921	378
753	Automotive repair shops -----	526	194 116	56 403	13 273	2 737
7532	Top, body, and upholstery repair shops and paint shops -----	128	49 277	15 594	3 601	725
7532 pt.	Top and body repair shops -----	114	46 876	14 896	3 491	688
7532 pt.	Paint shops -----	14	2 401	698	110	37
7538	General automotive repair shops -----	257	86 734	25 847	6 213	1 317
7538 pt.	General automotive repair shops, except diesel -----	223	74 403	22 475	5 415	1 136
7538 pt.	Diesel repair shops -----	34	12 331	3 372	798	181
7533, 4, 6, 7, 9	Other automotive repair shops -----	141	58 105	14 962	3 459	695
7533	Automotive exhaust system repair shops -----	43	17 345	4 084	868	193
7534	Tire retreading and repair shops -----	9	8 984	1 892	461	85
7536	Automotive glass replacement shops -----	20	11 129	2 496	612	115
7537	Automotive transmission repair shops -----	24	8 718	3 056	748	132
7539	Automotive repair shops, n.e.c. -----	45	11 929	3 434	770	170
7539 pt.	Radiator repair -----	14	3 518	751	185	41
7539 pt.	Brake, front end, and wheel alignment -----	18	5 268	1 723	377	77
7539 pt.	Automotive electrical and fuel system services -----	10	(D)	(D)	(D)	BB
7539 pt.	Other automotive repair shops, n.e.c. -----	3	(D)	(D)	(D)	AA
754	Automotive services, except repair -----	149	41 495	11 970	2 718	1 335
7542	Carwashes -----	77	15 938	5 208	1 157	827
7549	Automotive services, except repair and carwashes -----	72	25 557	6 762	1 561	508

Table 7a. Summary Statistics for Firms Subject to Federal Income Tax for Metropolitan Areas: 1992 — Con.

[Includes only establishments with payroll. For meaning of abbreviations and symbols, see introductory text. For explanation of terms and comparability of 1987 and 1992 censuses, see appendix A. For definitions of CMSA's, MSA's, and PMSA's, see appendix D]

SIC code	Geographic area and kind of business or operation	Establishments (number)	Receipts (\$1,000)	Annual payroll (\$1,000)	First-quarter payroll (\$1,000)	Paid employees for pay period including March 12 (number)
COLUMBUS, OH MSA—Con.						
76	Miscellaneous repair services -----	305	196 665	62 964	14 614	2 890
762	Electrical repair shops -----	80	65 882	20 036	4 682	979
7622	Radio and television repair shops -----	18	6 990	2 553	614	138
7623, 9	Other electrical and electronic repair shops -----	62	58 892	17 483	4 068	841
7623	Refrigeration and air-conditioning service and repair shops -----	19	19 888	6 997	1 582	278
7629	Electrical and electronic repair shops, n.e.c. -----	43	39 004	10 486	2 486	563
763	Watch, clock, and jewelry repair -----	10	1 629	561	122	36
764	Reupholstery and furniture repair -----	21	3 846	1 525	348	89
769	Miscellaneous repair and related services -----	194	125 308	40 842	9 462	1 786
7692	Welding repair -----	13	2 259	671	149	33
7694	Armature rewinding shops -----	14	43 903	14 416	3 397	483
7699	Repair shops and related services, n.e.c. -----	167	79 146	25 755	5 916	1 270
78, 79, 84	Amusement and recreation services, including motion pictures and museums -----	518	296 062	70 298	14 003	5 534
781, 2	Motion picture production, distribution, and services -----	23	27 044	8 250	1 847	202
783	Motion picture theaters -----	32	34 157	4 073	974	571
7832	Motion picture theaters, except drive-in -----	27	(D)	(D)	(D)	FF
7833	Drive-in motion picture theaters -----	5	(D)	(D)	(D)	AA
784	Video tape rental -----	105	29 602	5 154	1 237	617
792	Theatrical producers (except motion picture), bands, orchestras, and entertainers -----	25	8 305	1 754	359	138
7922	Theatrical producers (except motion picture) and miscellaneous theatrical services -----	8	4 187	861	180	58
7929	Bands, orchestras, actors, and other entertainers and entertainment groups -----	17	4 118	893	179	80
793	Bowling centers -----	35	18 669	5 285	1 399	640
79 ex. 792, 3, 84	Commercial sports and other amusement and recreation services, including museums -----	298	178 285	45 782	8 187	3 366
794	Commercial sports -----	35	52 594	12 833	2 315	554
7941	Professional sports clubs, managers, promoters -----	13	10 776	2 739	522	106
7948	Racing, including track operation -----	22	41 818	10 094	1 793	448
79 ex. 792, 3, 4, 84	Other amusement and recreation services, including museums -----	263	125 691	32 949	5 872	2 812
791	Dance studios, schools, and halls -----	29	4 185	1 417	326	180
7991	Physical fitness facilities -----	45	21 187	5 280	1 327	833
7992	Public golf courses -----	35	20 172	5 025	667	288
7993	Coin-operated amusement devices -----	17	12 338	2 876	654	181
7996	Amusement parks -----	1	(D)	(D)	(D)	AA
7997	Membership sports and recreation clubs -----	50	38 853	12 081	1 914	740
7999, 84	Amusement and recreation services, including museums, n.e.c. -----	86	(D)	(D)	(D)	FF
7999 pt.	Concession operators of amusement devices and rides -----	6	(D)	(D)	(D)	AA
7999 pt.	Carnivals, circuses, and fairs -----	2	(D)	(D)	(D)	AA
7999 pt., 84	Other recreation and amusements, including museums -----	78	19 232	4 417	847	564
80	Health services -----	2 431	1 759 888	811 858	171 676	28 146
801	Offices and clinics of doctors of medicine -----	991	749 204	414 237	79 811	7 163
8011 pt.	Offices of doctors of medicine -----	969	718 316	400 562	76 417	6 821
8011 pt.	General medical clinics -----	22	30 888	13 675	3 394	342
802	Offices and clinics of dentists -----	612	190 577	71 175	16 038	3 119
803	Offices and clinics of doctors of osteopathy -----	134	85 372	48 640	10 719	1 205
804	Offices and clinics of other health practitioners -----	424	117 037	42 948	9 375	1 924
8041	Offices and clinics of chiropractors -----	103	28 266	8 523	1 832	376
8042	Offices and clinics of optometrists -----	120	28 295	7 518	1 763	466
8043	Offices and clinics of podiatrists -----	61	17 336	6 851	1 375	232
8049	Offices and clinics of health practitioners, n.e.c. -----	140	43 140	20 056	4 405	850
805	Nursing and personal care facilities -----	93	251 660	113 063	27 286	8 081
8051	Skilled nursing care facilities -----	55	218 465	98 829	23 551	6 918
8052	Intermediate care facilities -----	32	29 383	12 471	3 339	1 026
8059	Nursing and personal care facilities, n.e.c. -----	6	3 812	1 763	396	137
806	Hospitals -----	2	(D)	(D)	(D)	GG
8062	General medical and surgical hospitals -----	2	(D)	(D)	(D)	GG
8063, 9	Specialty hospitals -----	-	-	-	-	-
807, 8, 9	Other health services -----	175	(D)	(D)	(D)	II
807	Medical and dental laboratories -----	80	185 080	53 656	11 976	2 723
8071	Medical laboratories -----	41	175 168	48 952	10 804	2 481
8072	Dental laboratories -----	39	9 912	4 704	1 172	242
808	Home health care services -----	46	58 419	22 328	5 367	1 991
809	Miscellaneous health and allied services, n.e.c. -----	49	(D)	(D)	(D)	EE
8092	Kidney dialysis centers -----	3	(D)	(D)	(D)	BB
8093	Specialty outpatient facilities, n.e.c. -----	31	28 784	10 305	2 392	296
8099	Health and allied services, n.e.c. -----	15	(D)	(D)	(D)	BB
81	Legal services -----	779	533 189	181 051	40 722	5 272
823, 4, 9	Selected educational services -----	86	25 036	9 016	2 427	789
823	Libraries -----	1	(D)	(D)	(D)	AA
824	Vocational schools -----	28	13 488	5 078	1 315	394
829	Schools and educational services, n.e.c. -----	57	(D)	(D)	(D)	EE
83	Social services -----	245	65 354	28 398	6 549	2 901
835	Child day care services -----	155	40 886	19 023	4 381	2 291
832, 3, 6, 9	Other social services -----	90	24 468	9 375	2 168	610

Table 7a. Summary Statistics for Firms Subject to Federal Income Tax for Metropolitan Areas: 1992—Con.

[Includes only establishments with payroll. For meaning of abbreviations and symbols, see introductory text. For explanation of terms and comparability of 1987 and 1992 censuses, see appendix A. For definitions of CMSA's, MSA's, and PMSA's, see appendix D]

SIC code	Geographic area and kind of business or operation	Establishments (number)	Receipts (\$1,000)	Annual payroll (\$1,000)	First-quarter payroll (\$1,000)	Paid employees for pay period including March 12 (number)
COLUMBUS, OH MSA—Con.						
87 ex. 8733	Engineering, accounting, research, management, and related services (except noncommercial research organizations) -----	1 284	1 291 453	558 174	129 270	16 735
871	Engineering, architectural, and surveying services -----	396	414 127	187 650	42 103	5 024
8711	Engineering services -----	240	301 399	137 642	31 049	3 552
8712	Architectural services -----	127	101 794	44 664	9 943	1 273
8713	Surveying services -----	29	10 934	5 344	1 111	199
872	Accounting, auditing, and bookkeeping services -----	383	(D)	(D)	(D)	HH
873 ex. 8733	Research, development, and testing services (except noncommercial research organizations) -----	75	(D)	(D)	(D)	HH
8731	Commercial physical and biological research -----	19	(D)	(D)	(D)	HH
8732	Commercial economic, sociological, and educational research -----	28	(D)	(D)	(D)	EE
8734	Testing laboratories -----	28	(D)	(D)	(D)	EE
874	Management and public relations services -----	430	346 479	138 498	32 731	4 775
8741	Management services -----	120	175 923	65 248	16 339	2 534
8742	Management consulting services -----	192	106 225	47 385	10 191	1 189
8743	Public relations services -----	47	15 599	6 044	1 330	207
8744	Facilities support management services -----	—	—	—	—	—
8748	Business consulting services, n.e.c. -----	71	48 732	19 821	4 871	845
89	Services, n.e.c. -----	64	33 645	11 836	2 586	373
DAYTON—SPRINGFIELD, OH MSA						
	Total -----	6 200	4 217 582	1 671 596	382 295	70 337
70 ex. 704	Hotels, rooming houses, camps, and other lodging places (except membership lodging) -----	102	102 412	25 503	5 974	2 703
7011	Hotels and motels -----	91	101 040	25 149	5 925	2 674
7011 pt.	Hotels -----	35	74 775	19 194	4 496	1 930
7011 pt.	Hotels, 25 guestrooms or more -----	32	(D)	(D)	(D)	GG
7011 pt.	Hotels, less than 25 guestrooms -----	3	(D)	(D)	(D)	AA
7011 pt.	Motels, motor hotels, and tourist courts -----	56	26 265	5 955	1 429	744
7011 pt.	Motels, tourist courts -----	50	23 991	5 418	1 288	666
7011 pt.	Motor hotels -----	6	2 274	537	141	78
702, 3	Other lodging places -----	11	1 372	354	49	29
702	Rooming and boarding houses -----	4	(D)	(D)	(D)	AA
703	Camps and recreational vehicle parks -----	7	(D)	(D)	(D)	AA
72	Personal services -----	794	194 687	72 185	17 178	6 064
721	Laundry, cleaning, and garment services -----	212	84 169	33 047	7 475	2 275
7211	Power laundries, family and commercial* -----	4	(D)	(D)	(D)	BB
7213	Linen supply* -----	5	13 100	6 333	1 466	350
7215	Coin-operated laundries and drycleaning -----	50	9 391	2 692	564	239
7216	Drycleaning plants, except rug cleaning* -----	81	20 044	7 448	1 674	680
7217	Carpet and upholstery cleaning -----	36	5 821	2 036	387	172
7218	Industrial laundries* -----	7	31 136	13 040	3 006	650
7212, 9	Other laundry, cleaning, and garment services* -----	29	(D)	(D)	(D)	CC
7212	Garment pressing, and agents for laundries and drycleaners -----	21	3 198	960	242	127
7219	Laundry and garment services, n.e.c.* -----	8	(D)	(D)	(D)	BB
722	Photographic studios, portrait -----	58	12 391	3 362	801	303
723, 4	Beauty and barber shops -----	337	46 932	21 299	5 030	1 880
723	Beauty shops -----	323	45 061	20 260	4 792	1 825
724	Barber shops -----	14	1 871	1 039	238	55
725	Shoe repair shops and shoeshine parlors -----	11	973	235	62	19
726	Funeral service and crematories -----	67	31 679	8 312	1 985	388
729	Miscellaneous personal services -----	109	18 543	5 930	1 825	1 199
7291	Tax return preparation services -----	16	4 225	2 270	1 031	728
7299	Miscellaneous personal services, n.e.c. -----	93	14 318	3 660	794	471
73	Business services -----	1 035	1 403 066	528 292	129 306	22 650
731	Advertising -----	57	65 074	18 295	4 477	630
7311	Advertising agencies -----	44	22 861	9 169	2 224	297
7312	Outdoor advertising services -----	3	(D)	(D)	(D)	BB
7313	Radio, television, publishers' advertising representatives -----	5	(D)	(D)	(D)	EE
7319	Advertising, n.e.c. -----	5	(D)	(D)	(D)	AA
732	Consumer credit reporting agencies, mercantile reporting agencies, and adjustment and collection agencies -----	27	23 778	7 525	1 817	411
7322	Adjustment and collection services -----	21	15 747	5 260	1 246	271
7323	Credit reporting services -----	6	8 031	2 265	571	140
733	Mailing, reproduction, commercial art and photography, and stenographic services -----	100	60 561	19 490	4 427	779
7331	Direct mail advertising services -----	8	14 997	3 745	992	135
7334	Photocopying and duplicating services -----	14	7 341	1 758	380	105
7335, 6	Commercial photography, art, and graphics -----	57	33 272	11 638	2 569	424
7335	Commercial photography -----	14	7 374	2 438	505	93
7336	Commercial art and graphic design -----	43	25 898	9 200	2 064	331
7338	Secretarial and court reporting services -----	21	4 951	2 349	486	115
734	Services to dwellings and other buildings -----	199	59 538	25 393	5 756	2 635
7342	Disinfecting and pest control services -----	22	10 819	3 339	721	161
7349	Building cleaning and maintenance services, n.e.c. -----	177	48 719	22 054	5 035	2 474
735	Miscellaneous equipment rental and leasing -----	79	45 991	8 902	1 932	425
7352	Medical equipment rental and leasing -----	9	8 427	1 313	269	44
7353	Heavy construction equipment rental and leasing -----	4	3 030	922	208	24
7359	Equipment rental and leasing, n.e.c. -----	66	34 534	6 667	1 455	357

Table 7a. Summary Statistics for Firms Subject to Federal Income Tax for Metropolitan Areas: 1992 — Con.

[Includes only establishments with payroll. For meaning of abbreviations and symbols, see introductory text. For explanation of terms and comparability of 1987 and 1992 censuses, see appendix A. For definitions of CMSA's, MSA's, and PMSA's, see appendix D]

SIC code	Geographic area and kind of business or operation	Establishments (number)	Receipts (\$1,000)	Annual payroll (\$1,000)	First-quarter payroll (\$1,000)	Paid employees for pay period including March 12 (number)
DAYTON-SPRINGFIELD, OH MSA — Con.						
73	Business services — Con.					
736	Personnel supply services	106	114 636	73 116	16 713	5 822
7361	Employment agencies	31	6 529	3 301	782	124
7363	Help supply services	75	108 107	69 815	15 931	5 698
7363 pt.	Temporary help supply	65	96 116	61 574	13 948	5 345
7363 pt.	Help supply, except temporary	10	11 991	8 241	1 983	353
737	Computer programming, data processing, and other computer related services	234	894 190	313 471	79 574	8 164
7371, 2, 3	Computer programming, prepackaged software, and integrated systems	134	336 130	125 566	29 736	3 093
7371	Computer programming services	89	164 611	74 666	18 067	1 926
7372	Prepackaged software	19	18 903	4 051	1 132	142
7373	Computer integrated systems	26	152 616	46 849	10 537	1 025
7374, 5, 6	Data processing services	44	498 172	161 992	43 582	4 356
7374, 5	Computer processing, information retrieval	36	(D)	(D)	(D)	HH
7376	Computer facilities management services	8	(D)	(D)	(D)	FF
7377, 8, 9	Computer rental and leasing, maintenance, and related services, n.e.c.	56	59 888	25 913	6 256	715
7377	Computer rental and leasing	1	(D)	(D)	(D)	AA
7378	Computer maintenance and repair	25	20 823	6 428	1 605	212
7379	Computer related services, n.e.c.	30	(D)	(D)	(D)	FF
738	Miscellaneous business services	233	139 298	62 100	14 610	3 784
7381, 2	Detective agencies and protective services	65	48 863	25 399	6 102	1 947
7381	Detective, guard, and armored car services	48	32 086	20 361	4 808	1 732
7382	Security systems services	17	16 777	5 038	1 294	215
7383	News syndicates	1	(D)	(D)	(D)	AA
7384	Photofinishing laboratories*	18	4 685	1 813	494	138
7389	Business services, n.e.c.	149	(D)	(D)	(D)	GG
7389 pt.	Sign painting shops	10	1 788	661	166	42
7389 pt.	Interior designing	12	2 419	442	97	26
7389 pt.	Telephone answering services	7	2 083	1 001	245	92
7389 pt.	Other business services	120	(D)	(D)	(D)	GG
75	Automotive repair, services, and parking	628	228 992	56 318	13 479	3 681
751	Automotive rental and leasing, without drivers	48	53 213	6 327	1 528	452
7513	Truck rental and leasing, without drivers	13	(D)	(D)	(D)	BB
7514, 5	Passenger car rental and leasing	32	40 896	4 507	1 097	373
7514	Passenger car rental	24	24 690	3 543	872	333
7515	Passenger car leasing	8	16 206	964	225	40
7519	Utility trailer and recreational vehicle rental	3	(D)	(D)	(D)	AA
752	Automobile parking	62	11 950	1 808	446	198
753	Automotive repair shops	421	137 368	39 695	9 552	2 022
7532	Top, body, and upholstery repair shops and paint shops	121	39 698	11 212	2 660	554
7532 pt.	Top and body repair shops	108	36 617	10 250	2 467	512
7532 pt.	Paint shops	13	3 081	962	193	42
7538	General automotive repair shops	194	58 574	17 701	4 341	909
7538 pt.	General automotive repair shops, except diesel	174	50 274	14 999	3 676	777
7538 pt.	Diesel repair shops	20	8 300	2 702	665	132
7533, 4, 6, 7, 9	Other automotive repair shops	106	39 096	10 782	2 551	559
7533	Automotive exhaust system repair shops	28	11 850	2 743	590	139
7534	Tire retreading and repair shops	3	1 131	251	56	16
7536	Automotive glass replacement shops	16	4 820	1 186	285	55
7537	Automotive transmission repair shops	27	5 883	1 778	509	106
7539	Automotive repair shops, n.e.c.	32	15 412	4 824	1 111	243
7539 pt.	Radiator repair	12	1 933	515	128	31
7539 pt.	Brake, front end, and wheel alignment	7	2 824	874	187	33
7539 pt.	Automotive electrical and fuel system services	9	2 119	611	151	32
7539 pt.	Other automotive repair shops, n.e.c.	4	8 536	2 824	645	147
754	Automotive services, except repair	97	26 461	8 488	1 953	1 009
7542	Carwashes	45	10 813	3 373	804	649
7549	Automotive services, except repair and carwashes	52	15 648	5 115	1 149	360
76	Miscellaneous repair services	237	144 061	43 240	10 302	1 978
762	Electrical repair shops	77	70 744	19 938	4 867	827
7622	Radio and television repair shops	30	7 805	2 841	694	147
7623, 9	Other electrical and electronic repair shops	47	62 939	17 097	4 173	680
7623	Refrigeration and air-conditioning service and repair shops	12	6 693	1 834	372	76
7629	Electrical and electronic repair shops, n.e.c.	35	56 246	15 263	3 801	604
763	Watch, clock, and jewelry repair	10	2 040	717	169	59
764	Reupholstery and furniture repair	19	1 807	502	106	43
769	Miscellaneous repair and related services	131	69 470	22 083	5 160	1 049
7692	Welding repair	13	6 595	2 211	483	100
7694	Armature rewinding shops	9	8 267	2 273	549	82
7699	Repair shops and related services, n.e.c.	109	54 608	17 599	4 128	867
78, 79, 84	Amusement and recreation services, including motion pictures and museums	380	129 250	30 452	7 090	3 217
781, 2	Motion picture production, distribution, and services	16	3 785	1 318	331	63
783	Motion picture theaters	37	20 990	2 982	679	432
7832	Motion picture theaters, except drive-in	29	(D)	(D)	(D)	EE
7833	Drive-in motion picture theaters	8	(D)	(D)	(D)	BB
784	Video tape rental	73	21 142	3 845	962	565

SERVICE INDUSTRIES—GEOGRAPHIC AREA SERIES

OHIO OH-159

Table 7a. Summary Statistics for Firms Subject to Federal Income Tax for Metropolitan Areas: 1992—Con.

[Includes only establishments with payroll. For meaning of abbreviations and symbols, see introductory text. For explanation of terms and comparability of 1987 and 1992 censuses, see appendix A. For definitions of CMSA's, MSA's, and PMSA's, see appendix D]

SIC code	Geographic area and kind of business or operation	Establishments (number)	Receipts (\$1,000)	Annual payroll (\$1,000)	First-quarter payroll (\$1,000)	Paid employees for pay period including March 12 (number)
DAYTON-SPRINGFIELD, OH MSA—Con.						
78, 79, 84	Amusement and recreation services, including motion pictures and museums—Con.					
792	Theatrical producers (except motion picture), bands, orchestras, and entertainers	14	3 513	1 283	299	97
7922	Theatrical producers (except motion picture) and miscellaneous theatrical services	6	(D)	(D)	(D)	BB
7929	Bands, orchestras, actors, and other entertainers and entertainment groups	8	(D)	(D)	(D)	BB
793	Bowling centers	39	18 837	5 144	1 466	614
79 ex. 792, 3; 84	Commercial sports and other amusement and recreation services, including museums	201	60 983	15 880	3 353	1 446
794	Commercial sports	15	3 898	871	229	62
7941	Professional sports clubs, managers, promoters	6	(D)	(D)	(D)	BB
7948	Racing, including track operation	9	(D)	(D)	(D)	BB
79 ex. 792, 3, 4; 84	Other amusement and recreation services, including museums	186	57 085	15 009	3 124	1 384
791	Dance studios, schools, and halls	16	1 445	423	91	56
7991	Physical fitness facilities	38	12 459	3 107	819	413
7992	Public golf courses	14	7 190	1 790	226	71
7993	Coin-operated amusement devices	22	10 259	2 253	469	144
7996	Amusement parks	—	—	—	—	—
7997	Membership sports and recreation clubs	30	13 232	4 986	1 012	360
7999, 84	Amusement and recreation services, including museums, n.e.c.	66	12 500	2 450	507	340
7999 pt.	Concession operators of amusement devices and rides	2	(D)	(D)	(D)	AA
7999 pt.	Carnivals, circuses, and fairs	2	(D)	(D)	(D)	AA
7999 pt., 84	Other recreation and amusements, including museums	62	12 216	2 425	496	338
80	Health services	1 648	1 144 530	563 788	116 905	17 725
801	Offices and clinics of doctors of medicine	693	597 572	344 032	66 817	5 879
8011 pt.	Offices of doctors of medicine	662	568 630	332 046	63 723	5 539
8011 pt.	General medical clinics	31	28 942	11 986	3 094	340
802	Offices and clinics of dentists	389	127 516	51 087	10 951	2 333
803	Offices and clinics of doctors of osteopathy	112	62 718	31 731	6 332	685
804	Offices and clinics of other health practitioners	263	72 219	23 153	5 275	1 093
8041	Offices and clinics of chiropractors	68	22 022	5 939	1 347	294
8042	Offices and clinics of optometrists	83	25 354	7 383	1 692	373
8043	Offices and clinics of podiatrists	29	6 686	2 060	527	93
8049	Offices and clinics of health practitioners, n.e.c.	83	18 157	7 771	1 709	333
805	Nursing and personal care facilities	67	156 645	67 502	16 127	4 938
8051	Skilled nursing care facilities	45	128 629	54 083	13 011	4 025
8052	Intermediate care facilities	11	(D)	(D)	(D)	FF
8059	Nursing and personal care facilities, n.e.c.	11	(D)	(D)	(D)	CC
806	Hospitals	2	(D)	(D)	(D)	CC
8062	General medical and surgical hospitals	—	—	—	—	—
8063, 9	Specialty hospitals	2	(D)	(D)	(D)	CC
807, 8, 9	Other health services	122	(D)	(D)	(D)	HH
807	Medical and dental laboratories	68	58 747	18 585	4 601	928
8071	Medical laboratories	34	50 510	14 915	3 699	743
8072	Dental laboratories	34	8 237	3 670	902	185
808	Home health care services	23	25 427	13 845	3 463	1 265
809	Miscellaneous health and allied services, n.e.c.	31	(D)	(D)	(D)	EE
8092	Kidney dialysis centers	4	(D)	(D)	(D)	BB
8093	Specialty outpatient facilities, n.e.c.	22	17 930	7 154	1 633	278
8099	Health and allied services, n.e.c.	5	4 544	835	204	52
81	Legal services	406	171 176	68 486	14 535	2 029
823, 4, 9	Selected educational services	45	12 364	4 889	1 089	352
823	Libraries	1	(D)	(D)	(D)	AA
824	Vocational schools	11	7 265	3 297	751	185
829	Schools and educational services, n.e.c.	33	(D)	(D)	(D)	CC
83	Social services	180	39 530	15 176	3 782	1 684
835	Child day care services	132	26 429	10 946	2 730	1 360
832, 3, 6, 9	Other social services	48	13 101	4 230	1 052	324
87 ex. 8733	Engineering, accounting, research, management, and related services (except noncommercial research organizations)	708	625 446	256 607	60 758	8 016
871	Engineering, architectural, and surveying services	229	266 134	112 047	25 952	3 207
8711	Engineering services	170	240 020	100 698	23 326	2 834
8712	Architectural services	48	22 824	9 855	2 305	304
8713	Surveying services	11	3 290	1 494	321	69
872	Accounting, auditing, and bookkeeping services	213	86 174	35 546	8 339	1 377
873 ex. 8733	Research, development, and testing services (except noncommercial research organizations)	61	156 070	61 606	15 856	1 808
8731	Commercial physical and biological research	37	132 598	52 154	13 692	1 364
8732	Commercial economic, sociological, and educational research	9	2 593	1 178	281	101
8734	Testing laboratories	15	20 879	8 274	1 883	343
874	Management and public relations services	205	117 068	47 408	10 611	1 624
8741	Management services	61	45 123	18 978	4 627	721
8742	Management consulting services	111	56 776	22 403	4 603	645
8743	Public relations services	9	(D)	(D)	(D)	CC
8744	Facilities support management services	3	(D)	(D)	(D)	BB
8748	Business consulting services, n.e.c.	21	3 819	1 054	249	47
89	Services, n.e.c.	37	22 068	6 660	1 897	238

Table 7a. Summary Statistics for Firms Subject to Federal Income Tax for Metropolitan Areas: 1992—Con.

[Includes only establishments with payroll. For meaning of abbreviations and symbols, see introductory text. For explanation of terms and comparability of 1987 and 1992 censuses, see appendix A. For definitions of CMSA's, MSA's, and PMSA's, see appendix D]

SIC code	Geographic area and kind of business or operation	Establishments (number)	Receipts (\$1,000)	Annual payroll (\$1,000)	First-quarter payroll (\$1,000)	Paid employees for pay period including March 12 (number)
HUNTINGTON—ASHLAND, WV—KY—OH MSA						
	Total	1 674	711 612	286 678	61 398	13 812
70 ex. 704	Hotels, rooming houses, camps, and other lodging places (except membership lodging)	36	(D)	(D)	(D)	FF
7011	Hotels and motels	35	27 089	6 823	1 589	794
7011 pt.	Hotels	8	12 602	3 189	783	365
7011 pt.	Motels, motor hotels, and tourist courts	27	14 487	3 634	806	429
702, 3	Other lodging places	1	(D)	(D)	(D)	AA
72	Personal services	253	59 156	17 501	4 244	1 485
721	Laundry, cleaning, and garment services	42	28 548	7 740	1 866	554
7211	Power laundries, family and commercial*	1	(D)	(D)	(D)	AA
7213	Linen supply*	1	(D)	(D)	(D)	BB
7215	Coin-operated laundries and drycleaning	11	1 344	336	79	42
7216	Drycleaning plants, except rug cleaning*	15	4 647	2 070	491	185
7217	Carpet and upholstery cleaning	6	2 304	758	135	58
7218	Industrial laundries*	3	(D)	(D)	(D)	CC
7212, 9	Other laundry, cleaning, and garment services*	5	(D)	(D)	(D)	AA
722	Photographic studios, portrait	25	4 045	958	177	81
723, 4	Beauty and barber shops	118	9 767	4 043	1 002	445
723	Beauty shops	111	9 431	3 924	972	436
724	Barber shops	7	336	119	30	9
725	Shoe repair shops and shoeshine parlors	3	(D)	(D)	(D)	AA
726	Funeral service and crematories	32	13 931	3 915	829	173
729	Miscellaneous personal services	33	(D)	(D)	(D)	CC
73	Business services	181	70 165	29 351	6 687	2 421
731	Advertising	6	2 546	648	160	44
732	Consumer credit reporting agencies, mercantile reporting agencies, and adjustment and collection agencies	10	2 727	903	226	72
733	Mailing, reproduction, commercial art and photography, and stenographic services	16	3 266	828	187	58
734	Services to dwellings and other buildings	51	13 390	6 228	1 558	740
735	Miscellaneous equipment rental and leasing	29	12 841	3 583	725	155
736	Personnel supply services	15	9 471	6 477	1 255	466
737	Computer programming, data processing, and other computer related services	12	7 626	2 713	629	95
7371, 2, 3	Computer programming, prepackaged software, and integrated systems	5	(D)	(D)	(D)	BB
7374, 5, 6	Data processing services	5	(D)	(D)	(D)	BB
7377, 8, 9	Computer rental and leasing, maintenance, and related services, n.e.c.	2	(D)	(D)	(D)	AA
738	Miscellaneous business services	42	18 298	7 971	1 947	791
75	Automotive repair, services, and parking	175	43 108	10 967	2 504	749
751	Automotive rental and leasing, without drivers	8	4 076	546	130	39
752	Automobile parking	—	—	—	—	—
753	Automotive repair shops	132	30 570	7 534	1 704	465
7532	Top, body, and upholstery repair shops and paint shops	34	9 831	2 619	686	162
7538	General automotive repair shops	64	13 014	3 333	637	191
7533, 4, 6, 7, 9	Other automotive repair shops	34	7 725	1 582	381	112
754	Automotive services, except repair	35	8 462	2 887	670	245
76	Miscellaneous repair services	73	26 185	8 531	1 911	423
762	Electrical repair shops	25	8 148	3 205	693	170
7622	Radio and television repair shops	9	1 209	245	49	19
7623, 9	Other electrical and electronic repair shops	16	6 939	2 960	644	151
763	Watch, clock, and jewelry repair	2	(D)	(D)	(D)	AA
764	Reupholstery and furniture repair	4	(D)	(D)	(D)	AA
769	Miscellaneous repair and related services	42	17 254	5 061	1 152	235
78, 79, 84	Amusement and recreation services, including motion pictures and museums	128	27 512	6 472	1 335	658
781, 2	Motion picture production, distribution, and services	2	(D)	(D)	(D)	BB
783	Motion picture theaters	7	5 050	1 056	210	110
784	Video tape rental	35	4 640	880	206	124
792	Theatrical producers (except motion picture), bands, orchestras, and entertainers	5	(D)	(D)	(D)	AA
793	Bowling centers	9	2 706	703	191	100
79 ex. 792, 3, 84	Commercial sports and other amusement and recreation services, including museums	70	14 123	3 497	639	297
80	Health services	486	333 811	162 946	31 983	5 320
801	Offices and clinics of doctors of medicine	225	187 120	104 504	18 767	1 832
802	Offices and clinics of dentists	115	33 961	13 421	2 631	579
803	Offices and clinics of doctors of osteopathy	5	2 297	1 190	234	31
804	Offices and clinics of other health practitioners	80	22 198	8 759	1 910	387
805	Nursing and personal care facilities	24	39 040	18 348	4 280	1 688
806	Hospitals	2	(D)	(D)	(D)	EE
807, 8, 9	Other health services	35	(D)	(D)	(D)	EE
81	Legal services	146	58 329	15 546	4 544	644
823, 4, 9	Selected educational services	6	(D)	(D)	(D)	AA

SERVICE INDUSTRIES—GEOGRAPHIC AREA SERIES

OHIO OH-161

Table 7a. Summary Statistics for Firms Subject to Federal Income Tax for Metropolitan Areas: 1992—Con.

[Includes only establishments with payroll. For meaning of abbreviations and symbols, see introductory text. For explanation of terms and comparability of 1987 and 1992 censuses, see appendix A. For definitions of CMSA's, MSA's, and PMSA's, see appendix D]

SIC code	Geographic area and kind of business or operation	Establishments (number)	Receipts (\$1,000)	Annual payroll (\$1,000)	First-quarter payroll (\$1,000)	Paid employees for pay period including March 12 (number)
HUNTINGTON—ASHLAND, WV—KY—OH MSA—Con.						
83	Social services	27	3 314	1 514	338	179
835	Child day care services	16	1 168	495	95	88
832, 3, 6, 9	Other social services	11	2 146	1 019	243	91
87 ex. 8733	Engineering, accounting, research, management, and related services (except noncommercial research organizations)	157	56 132	24 518	5 710	1 036
871	Engineering, architectural, and surveying services	47	13 484	6 729	1 443	249
872	Accounting, auditing, and bookkeeping services	69	22 921	11 028	2 442	457
873 ex. 8733	Research, development, and testing services (except noncommercial research organizations)	11	6 273	2 764	734	129
874	Management and public relations services	30	13 454	3 997	1 091	201
89	Services, n.e.c.	6	(D)	(D)	(D)	BB
LIMA, OH MSA						
	Total	907	370 082	157 034	32 708	8 357
70 ex. 704	Hotels, rooming houses, camps, and other lodging places (except membership lodging)	23	12 575	2 501	568	334
7011	Hotels and motels	15	12 125	2 390	556	326
7011 pt.	Hotels	6	8 840	1 784	437	241
7011 pt.	Motels, motor hotels, and tourist courts	9	3 285	606	119	85
702, 3	Other lodging places	8	450	111	12	8
72	Personal services	136	34 111	11 123	2 645	919
721	Laundry, cleaning, and garment services	30	16 283	5 293	1 216	369
7211	Power laundries, family and commercial*	—	—	—	—	—
7213	Linen supply*	—	—	—	—	—
7215	Coin-operated laundries and drycleaning	9	(D)	(D)	(D)	BB
7216	Drycleaning plants, except rug cleaning*	12	2 493	939	226	94
7217	Carpet and upholstery cleaning	4	(D)	(D)	(D)	AA
7218	Industrial launderers*	4	12 009	3 838	887	215
7212, 9	Other laundry, cleaning, and garment services*	1	(D)	(D)	(D)	AA
722	Photographic studios, portrait	12	2 420	430	95	37
723, 4	Beauty and barber shops	49	5 867	2 669	615	273
723	Beauty shops	49	5 867	2 669	615	273
724	Barber shops	—	—	—	—	—
725	Shoe repair shops and shoeshine parlors	1	(D)	(D)	(D)	AA
726	Funeral service and crematories	20	7 526	2 080	538	110
729	Miscellaneous personal services	24	(D)	(D)	(D)	CC
73	Business services	99	60 719	26 177	5 998	2 015
731	Advertising	8	2 275	613	137	28
732	Consumer credit reporting agencies, mercantile reporting agencies, and adjustment and collection agencies	5	3 245	1 003	256	70
733	Mailing, reproduction, commercial art and photography, and stenographic services	9	1 971	581	128	43
734	Services to dwellings and other buildings	14	5 237	2 069	700	290
735	Miscellaneous equipment rental and leasing	17	8 024	2 235	480	110
736	Personnel supply services	18	26 901	15 649	3 321	1 237
737	Computer programming, data processing, and other computer related services	7	3 763	1 470	352	45
7371, 2, 3	Computer programming, prepackaged software, and integrated systems	4	(D)	(D)	(D)	AA
7374, 5, 6	Data processing services	2	(D)	(D)	(D)	AA
7377, 8, 9	Computer rental and leasing, maintenance, and related services, n.e.c.	1	(D)	(D)	(D)	AA
738	Miscellaneous business services	21	9 303	2 557	624	192
75	Automotive repair, services, and parking	93	27 371	7 426	1 714	422
751	Automotive rental and leasing, without drivers	5	(D)	(D)	(D)	AA
752	Automobile parking	—	—	—	—	—
753	Automotive repair shops	79	23 606	6 268	1 441	335
7532	Top, body, and upholstery repair shops and paint shops	27	5 799	1 370	306	75
7538	General automotive repair shops	35	10 796	3 174	752	172
7533, 4, 6, 7, 9	Other automotive repair shops	17	7 011	1 724	383	88
754	Automotive services, except repair	9	(D)	(D)	(D)	BB
76	Miscellaneous repair services	43	15 555	4 374	1 058	221
762	Electrical repair shops	10	3 714	1 065	232	57
7622	Radio and television repair shops	3	(D)	(D)	(D)	AA
7623, 9	Other electrical and electronic repair shops	7	(D)	(D)	(D)	BB
763	Watch, clock, and jewelry repair	—	—	—	—	—
764	Reupholstery and furniture repair	3	285	96	22	12
769	Miscellaneous repair and related services	30	11 556	3 213	804	152

Table 7a. Summary Statistics for Firms Subject to Federal Income Tax for Metropolitan Areas: 1992 — Con.

[Includes only establishments with payroll. For meaning of abbreviations and symbols, see introductory text. For explanation of terms and comparability of 1987 and 1992 censuses, see appendix A. For definitions of CMSA's, MSA's, and PMSA's, see appendix D]

SIC code	Geographic area and kind of business or operation	Establishments (number)	Receipts (\$1,000)	Annual payroll (\$1,000)	First-quarter payroll (\$1,000)	Paid employees for pay period including March 12 (number)
LIMA, OH MSA — Con.						
78, 79, 84	Amusement and recreation services, including motion pictures and museums	83	20 266	5 068	987	629
781, 2	Motion picture production, distribution, and services	—	—	—	—	—
783	Motion picture theaters	8	(D)	(D)	(D)	BB
784	Video tape rental	16	(D)	(D)	(D)	BB
792	Theatrical producers (except motion picture), bands, orchestras, and entertainers	1	(D)	(D)	(D)	AA
793	Bowling centers	11	4 416	1 485	350	172
79 ex. 792, 3; 84	Commercial sports and other amusement and recreation services, including museums	47	10 006	2 566	402	293
80	Health services	248	154 850	83 857	15 570	3 013
801	Offices and clinics of doctors of medicine	124	80 216	48 930	8 148	780
802	Offices and clinics of dentists	43	15 366	5 850	1 202	270
803	Offices and clinics of doctors of osteopathy	6	(D)	(D)	(D)	BB
804	Offices and clinics of other health practitioners	45	13 063	4 210	912	208
805	Nursing and personal care facilities	15	30 596	15 128	3 644	1 470
806	Hospitals	—	—	—	—	—
807, 8, 9	Other health services	15	(D)	(D)	(D)	EE
81	Legal services	89	16 858	5 414	1 212	267
823, 4, 9	Selected educational services	5	(D)	(D)	(D)	BB
83	Social services	16	1 236	567	105	65
835	Child day care services	13	718	372	84	60
832, 3, 6, 9	Other social services	3	518	195	21	5
87 ex. 8733	Engineering, accounting, research, management, and related services (except noncommercial research organizations)	71	24 103	9 572	2 342	414
871	Engineering, architectural, and surveying services	13	3 193	1 664	360	63
872	Accounting, auditing, and bookkeeping services	36	7 540	2 915	773	160
873 ex. 8733	Research, development, and testing services (except noncommercial research organizations)	6	10 259	3 752	916	159
874	Management and public relations services	16	3 111	1 241	293	32
89	Services, n.e.c.	1	(D)	(D)	(D)	BB
MANSFIELD, OH MSA						
	Total	1 000	438 043	171 438	37 512	10 766
70 ex. 704	Hotels, rooming houses, camps, and other lodging places (except membership lodging)	24	12 567	2 656	588	327
7011	Hotels and motels	18	11 505	2 356	521	305
7011 pt.	Hotels	6	3 859	728	175	113
7011 pt.	Motels, motor hotels, and tourist courts	12	7 646	1 628	346	192
702, 3	Other lodging places	6	1 062	300	67	22
72	Personal services	163	67 484	29 927	6 599	1 827
721	Laundry, cleaning, and garment services	35	(D)	(D)	(D)	CC
7211	Power laundries, family and commercial*	—	—	—	—	—
7213	Linen supply*	1	(D)	(D)	(D)	BB
7215	Coin-operated laundries and drycleaning	13	1 035	211	54	33
7216	Drycleaning plants, except rug cleaning*	11	2 556	793	192	88
7217	Carpet and upholstery cleaning	8	807	285	74	33
7218	Industrial launderers*	1	(D)	(D)	(D)	AA
7212, 9	Other laundry, cleaning, and garment services*	1	(D)	(D)	(D)	AA
722	Photographic studios, portrait	18	(D)	(D)	(D)	GG
723, 4	Beauty and barber shops	57	6 942	2 735	645	289
723	Beauty shops	57	6 942	2 735	645	289
724	Barber shops	—	—	—	—	—
725	Shoe repair shops and shoeshine parlors	2	(D)	(D)	(D)	AA
726	Funeral service and crematories	16	6 778	1 733	409	86
729	Miscellaneous personal services	35	(D)	(D)	(D)	CC
73	Business services	121	93 915	37 196	8 110	3 440
731	Advertising	10	4 275	1 583	364	71
732	Consumer credit reporting agencies, mercantile reporting agencies, and adjustment and collection agencies	5	2 570	797	204	62
733	Mailing, reproduction, commercial art and photography, and stenographic services	8	1 455	221	51	15
734	Services to dwellings and other buildings	26	14 328	9 094	2 086	1 236
735	Miscellaneous equipment rental and leasing	17	6 795	1 369	332	81
736	Personnel supply services	15	13 361	10 149	1 945	1 039
737	Computer programming, data processing, and other computer related services	9	6 417	2 195	512	77
7371, 2, 3	Computer programming, prepackaged software, and integrated systems	4	5 192	1 311	321	44
7374, 5, 6	Data processing services	3	(D)	(D)	(D)	AA
7377, 8, 9	Computer rental and leasing, maintenance, and related services, n.e.c.	2	(D)	(D)	(D)	BB
738	Miscellaneous business services	31	44 714	11 788	2 616	859

SERVICE INDUSTRIES—GEOGRAPHIC AREA SERIES

Table 7a. Summary Statistics for Firms Subject to Federal Income Tax for Metropolitan Areas: 1992—Con.

[Includes only establishments with payroll. For meaning of abbreviations and symbols, see introductory text. For explanation of terms and comparability of 1987 and 1992 censuses, see appendix A. For definitions of CMSA's, MSA's, and PMSA's, see appendix D]

SIC code	Geographic area and kind of business or operation	Establishments (number)	Receipts (\$1,000)	Annual payroll (\$1,000)	First-quarter payroll (\$1,000)	Paid employees for pay period including March 12 (number)
MANSFIELD, OH MSA—Con.						
75	Automotive repair, services, and parking	113	30 711	7 227	1 695	488
751	Automotive rental and leasing, without drivers	2	(D)	(D)	(D)	AA
752	Automobile parking	2	(D)	(D)	(D)	AA
753	Automotive repair shops	89	26 781	6 137	1 413	364
7532	Top, body, and upholstery repair shops and paint shops	21	5 500	1 442	329	70
7538	General automotive repair shops	42	13 556	2 608	595	185
7533, 4, 6, 7, 9	Other automotive repair shops	26	7 725	2 087	489	109
754	Automotive services, except repair	20	(D)	(D)	(D)	CC
76	Miscellaneous repair services	43	18 211	6 179	1 388	280
762	Electrical repair shops	14	5 274	2 158	522	123
7622	Radio and television repair shops	5	1 405	278	69	15
7623, 9	Other electrical and electronic repair shops	9	3 869	1 880	453	108
763	Watch, clock, and jewelry repair	—	—	—	—	—
764	Reupholstery and furniture repair	5	529	121	32	12
769	Miscellaneous repair and related services	24	12 408	3 900	834	145
78, 79, 84	Amusement and recreation services, including motion pictures and museums	80	18 835	4 987	1 344	740
781, 2	Motion picture production, distribution, and services	1	(D)	(D)	(D)	AA
783	Motion picture theaters	6	(D)	(D)	(D)	BB
784	Video tape rental	21	2 573	525	126	100
792	Theatrical producers (except motion picture), bands, orchestras, and entertainers	1	(D)	(D)	(D)	AA
793	Bowling centers	8	3 049	777	192	108
79 ex. 792, 3; 84	Commercial sports and other amusement and recreation services, including museums	43	10 021	3 161	906	440
80	Health services	289	146 277	64 703	13 928	2 822
801	Offices and clinics of doctors of medicine	113	65 860	31 810	6 459	699
802	Offices and clinics of dentists	67	18 295	7 580	1 568	357
803	Offices and clinics of doctors of osteopathy	6	1 567	595	125	25
804	Offices and clinics of other health practitioners	63	14 966	4 610	949	229
805	Nursing and personal care facilities	21	30 337	13 445	3 275	1 167
806	Hospitals	1	(D)	(D)	(D)	CC
807, 8, 9	Other health services	18	(D)	(D)	(D)	CC
81	Legal services	63	16 394	5 337	1 168	236
823, 4, 9	Selected educational services	7	602	122	34	15
83	Social services	14	1 078	405	88	53
835	Child day care services	5	415	204	44	35
832, 3, 6, 9	Other social services	9	663	201	44	18
87 ex. 8733	Engineering, accounting, research, management, and related services (except noncommercial research organizations)	78	30 411	12 176	2 467	493
871	Engineering, architectural, and surveying services	24	14 597	7 221	1 308	221
872	Accounting, auditing, and bookkeeping services	37	7 916	3 069	754	146
873 ex. 8733	Research, development, and testing services (except noncommercial research organizations)	3	1 120	424	94	21
874	Management and public relations services	14	6 778	1 462	311	105
89	Services, n.e.c.	5	1 558	523	103	45
PARKERSBURG—MARIETTA, WV—OH MSA						
	Total	921	469 082	157 548	35 950	8 772
70 ex. 704	Hotels, rooming houses, camps, and other lodging places (except membership lodging)	18	19 057	5 560	1 250	551
7011	Hotels and motels	16	(D)	(D)	(D)	FF
7011 pt.	Hotels	2	(D)	(D)	(D)	BB
7011 pt.	Motels, motor hotels, and tourist courts	14	(D)	(D)	(D)	FF
702, 3	Other lodging places	2	(D)	(D)	(D)	AA
72	Personal services	128	22 332	7 114	1 746	747
721	Laundry, cleaning, and garment services	24	6 042	1 885	485	201
7211	Power laundries, family and commercial*	1	(D)	(D)	(D)	AA
7213	Linen supply*	1	(D)	(D)	(D)	AA
7215	Coin-operated laundries and drycleaning	7	806	150	34	26
7216	Drycleaning plants, except rug cleaning*	12	2 874	1 045	289	123
7217	Carpet and upholstery cleaning	1	(D)	(D)	(D)	AA
7218	Industrial launderers*	1	(D)	(D)	(D)	AA
7212, 9	Other laundry, cleaning, and garment services*	1	(D)	(D)	(D)	AA
722	Photographic studios, portrait	12	2 626	573	122	53
723, 4	Beauty and barber shops	60	6 239	2 590	623	282
723	Beauty shops	60	6 239	2 590	623	282
724	Barber shops	—	—	—	—	—
725	Shoe repair shops and shoeshine parlors	2	(D)	(D)	(D)	AA
726	Funeral service and crematories	15	6 090	1 541	375	118
729	Miscellaneous personal services	15	(D)	(D)	(D)	BB

Table 7a. Summary Statistics for Firms Subject to Federal Income Tax for Metropolitan Areas: 1992—Con.

[Includes only establishments with payroll. For meaning of abbreviations and symbols, see introductory text. For explanation of terms and comparability of 1987 and 1992 censuses, see appendix A. For definitions of CMSA's, MSA's, and PMSA's, see appendix D]

SIC code	Geographic area and kind of business or operation	Establishments (number)	Receipts (\$1,000)	Annual payroll (\$1,000)	First-quarter payroll (\$1,000)	Paid employees for pay period including March 12 (number)
PARKERSBURG—MARIETTA, WV—OH MSA—Con.						
73	Business services	147	153 446	45 802	10 699	2 523
731	Advertising	11	(D)	(D)	(D)	CC
732	Consumer credit reporting agencies, mercantile reporting agencies, and adjustment and collection agencies	5	(D)	(D)	(D)	BB
733	Mailing, reproduction, commercial art and photography, and stenographic services	7	(D)	(D)	(D)	BB
734	Services to dwellings and other buildings	38	9 348	3 642	753	260
735	Miscellaneous equipment rental and leasing	20	8 986	2 829	592	115
736	Personnel supply services	14	17 166	13 265	3 131	690
737	Computer programming, data processing, and other computer related services	19	11 062	3 183	829	133
7371, 2, 3	Computer programming, prepackaged software, and integrated systems	8	3 121	773	216	35
7374, 5, 6	Data processing services	5	(D)	(D)	(D)	BB
7377, 8, 9	Computer rental and leasing, maintenance, and related services, n.e.c.	6	(D)	(D)	(D)	AA
738	Miscellaneous business services	33	(D)	(D)	(D)	GG
75	Automotive repair, services, and parking	109	32 428	6 690	1 547	513
751	Automotive rental and leasing, without drivers	9	6 971	880	177	67
752	Automobile parking	—	—	—	—	—
753	Automotive repair shops	85	22 638	4 971	1 173	336
7532	Top, body, and upholstery repair shops and paint shops	19	2 975	566	148	44
7538	General automotive repair shops	38	10 017	2 075	474	148
7533, 4, 6, 7, 9	Other automotive repair shops	28	9 646	2 330	551	144
754	Automotive services, except repair	15	2 819	839	197	110
76	Miscellaneous repair services	50	17 282	5 287	1 215	273
762	Electrical repair shops	14	5 698	1 790	436	112
7622	Radio and television repair shops	2	(D)	(D)	(D)	AA
7623, 9	Other electrical and electronic repair shops	12	(D)	(D)	(D)	CC
763	Watch, clock, and jewelry repair	2	(D)	(D)	(D)	AA
764	Reupholstery and furniture repair	3	(D)	(D)	(D)	AA
769	Miscellaneous repair and related services	31	(D)	(D)	(D)	CC
78, 79, 84	Amusement and recreation services, including motion pictures and museums	55	14 551	2 951	593	284
781, 2	Motion picture production, distribution, and services	—	—	—	—	—
783	Motion picture theaters	4	(D)	(D)	(D)	BB
784	Video tape rental	12	2 839	418	99	48
792	Theatrical producers (except motion picture), bands, orchestras, and entertainers	1	(D)	(D)	(D)	AA
793	Bowling centers	3	(D)	(D)	(D)	BB
79 ex. 792, 3, 84	Commercial sports and other amusement and recreation services, including museums	35	7 315	1 653	269	124
80	Health services	250	153 518	64 990	14 239	2 861
801	Offices and clinics of doctors of medicine	120	75 117	35 752	7 368	804
802	Offices and clinics of dentists	42	14 027	4 433	1 001	245
803	Offices and clinics of doctors of osteopathy	16	4 666	1 703	286	66
804	Offices and clinics of other health practitioners	40	12 152	3 341	698	197
805	Nursing and personal care facilities	14	32 102	13 798	3 471	1 221
806	Hospitals	1	(D)	(D)	(D)	CC
807, 8, 9	Other health services	17	(D)	(D)	(D)	CC
81	Legal services	63	16 125	4 406	1 003	217
823, 4, 9	Selected educational services	5	2 604	1 019	242	74
83	Social services	20	4 177	1 791	452	193
835	Child day care services	14	1 223	541	134	85
832, 3, 6, 9	Other social services	6	2 954	1 250	318	108
87 ex. 8733	Engineering, accounting, research, management, and related services (except noncommercial research organizations)	70	27 230	9 624	2 417	414
871	Engineering, architectural, and surveying services	18	(D)	(D)	(D)	BB
872	Accounting, auditing, and bookkeeping services	33	10 237	3 632	1 028	218
873 ex. 8733	Research, development, and testing services (except noncommercial research organizations)	2	(D)	(D)	(D)	AA
874	Management and public relations services	17	9 130	2 967	753	96
89	Services, n.e.c.	6	6 332	2 314	547	122

Table 7a. Summary Statistics for Firms Subject to Federal Income Tax for Metropolitan Areas: 1992—Con.

[Includes only establishments with payroll. For meaning of abbreviations and symbols, see introductory text. For explanation of terms and comparability of 1987 and 1992 censuses, see appendix A. For definitions of CMSA's, MSA's, and PMSA's, see appendix D]

SIC code	Geographic area and kind of business or operation	Establishments (number)	Receipts (\$1,000)	Annual payroll (\$1,000)	First-quarter payroll (\$1,000)	Paid employees for pay period including March 12 (number)
STEUBENVILLE-WEIRTON, OH-WV MSA						
	Total	696	253 743	87 783	19 306	5 749
70 ex. 704	Hotels, rooming houses, camps, and other lodging places (except membership lodging)	14	5 212	1 382	308	176
7011	Hotels and motels	11	5 067	1 350	307	174
7011 pt.	Hotels	2	(D)	(D)	(D)	BB
7011 pt.	Motels, motor hotels, and tourist courts	9	(D)	(D)	(D)	CC
702, 3	Other lodging places	3	145	32	1	2
72	Personal services	114	17 508	5 219	1 117	550
721	Laundry, cleaning, and garment services	24	3 498	876	160	112
7211	Power laundries, family and commercial*	—	—	—	—	—
7213	Linen supply*	1	(D)	(D)	(D)	AA
7215	Coin-operated laundries and drycleaning	8	407	82	22	16
7216	Drycleaning plants, except rug cleaning*	9	916	303	59	44
7217	Carpet and upholstery cleaning	4	1 879	375	54	37
7218	Industrial laundriers*	—	—	—	—	—
7212, 9	Other laundry, cleaning, and garment services*	2	(D)	(D)	(D)	AA
722	Photographic studios, portrait	11	1 593	435	103	50
723, 4	Beauty and barber shops	49	4 652	1 973	452	245
723	Beauty shops	49	4 652	1 973	452	245
724	Barber shops	—	—	—	—	—
725	Shoe repair shops and shoeshine parlors	—	—	—	—	—
726	Funeral service and crematories	21	7 232	1 755	355	120
729	Miscellaneous personal services	9	533	180	47	23
73	Business services	65	28 378	8 470	1 874	670
731	Advertising	1	(D)	(D)	(D)	AA
732	Consumer credit reporting agencies, mercantile reporting agencies, and adjustment and collection agencies	1	(D)	(D)	(D)	BB
733	Mailing, reproduction, commercial art and photography, and stenographic services	4	633	259	49	13
734	Services to dwellings and other buildings	17	4 692	1 538	390	178
735	Miscellaneous equipment rental and leasing	11	5 660	1 742	383	62
736	Personnel supply services	5	1 774	1 221	177	129
737	Computer programming, data processing, and other computer related services	8	1 268	291	59	14
7371, 2, 3	Computer programming, prepackaged software, and integrated systems	4	303	74	3	4
7374, 5, 6	Data processing services	1	(D)	(D)	(D)	AA
7377, 8, 9	Computer rental and leasing, maintenance, and related services, n.e.c.	3	(D)	(D)	(D)	AA
738	Miscellaneous business services	18	(D)	(D)	(D)	EE
75	Automotive repair, services, and parking	68	22 168	3 898	901	253
751	Automotive rental and leasing, without drivers	3	(D)	(D)	(D)	AA
752	Automobile parking	2	(D)	(D)	(D)	AA
753	Automotive repair shops	60	21 201	3 679	846	227
7532	Top, body, and upholstery repair shops and paint shops	12	1 840	486	132	35
7538	General automotive repair shops	32	15 324	2 242	495	126
7533, 4, 6, 7, 9	Other automotive repair shops	16	4 037	951	219	66
754	Automotive services, except repair	3	(D)	(D)	(D)	AA
76	Miscellaneous repair services	32	12 061	4 407	1 075	224
762	Electrical repair shops	9	2 602	834	201	42
7622	Radio and television repair shops	2	(D)	(D)	(D)	AA
7623, 9	Other electrical and electronic repair shops	7	(D)	(D)	(D)	BB
763	Watch, clock, and jewelry repair	—	—	—	—	—
764	Reupholstery and furniture repair	2	(D)	(D)	(D)	AA
769	Miscellaneous repair and related services	21	(D)	(D)	(D)	CC
78, 79, 84	Amusement and recreation services, including motion pictures and museums	63	28 054	7 717	1 951	828
781, 2	Motion picture production, distribution, and services	3	1 644	507	117	55
783	Motion picture theaters	5	(D)	(D)	(D)	BB
784	Video tape rental	13	2 269	435	107	71
792	Theatrical producers (except motion picture), bands, orchestras, and entertainers	—	—	—	—	—
793	Bowling centers	6	(D)	(D)	(D)	CC
79 ex. 792, 3, 84	Commercial sports and other amusement and recreation services, including museums	36	20 178	5 783	1 437	565
80	Health services	201	105 594	47 216	10 009	2 486
801	Offices and clinics of doctors of medicine	88	44 844	21 111	4 382	527
802	Offices and clinics of dentists	46	11 300	3 936	842	193
803	Offices and clinics of doctors of osteopathy	3	981	212	46	19
804	Offices and clinics of other health practitioners	26	6 748	1 494	377	107
805	Nursing and personal care facilities	21	31 889	15 612	3 395	1 419
806	Hospitals	—	—	—	—	—
807, 8, 9	Other health services	17	9 832	4 851	967	221
81	Legal services	70	19 574	3 064	699	185
823, 4, 9	Selected educational services	4	(D)	(D)	(D)	AA

Table 7a. Summary Statistics for Firms Subject to Federal Income Tax for Metropolitan Areas: 1992 — Con.

[Includes only establishments with payroll. For meaning of abbreviations and symbols, see introductory text. For explanation of terms and comparability of 1987 and 1992 censuses, see appendix A. For definitions of CMSA's, MSA's, and PMSA's, see appendix D]

SIC code	Geographic area and kind of business or operation	Establishments (number)	Receipts (\$1,000)	Annual payroll (\$1,000)	First-quarter payroll (\$1,000)	Paid employees for pay period including March 12 (number)
STEUBENVILLE-WEIRTON, OH-WV MSA — Con.						
83	Social services	23	3 595	1 406	396	166
835	Child day care services	4	326	125	35	21
832, 3, 6, 9	Other social services	19	3 269	1 281	361	145
87 ex. 8733	Engineering, accounting, research, management, and related services (except noncommercial research organizations)	41	11 429	4 921	956	202
871	Engineering, architectural, and surveying services	7	(D)	(D)	(D)	BB
872	Accounting, auditing, and bookkeeping services	27	6 021	2 649	532	122
873 ex. 8733	Research, development, and testing services (except noncommercial research organizations)	1	(D)	(D)	(D)	AA
874	Management and public relations services	6	4 557	2 058	373	60
89	Services, n.e.c.	1	(D)	(D)	(D)	AA
TOLEDO, OH MSA						
	Total	4 179	2 384 697	990 660	221 254	49 272
70 ex. 704	Hotels, rooming houses, camps, and other lodging places (except membership lodging)	67	60 299	13 742	3 249	1 572
7011	Hotels and motels	59	58 976	13 628	3 241	1 564
7011 pt.	Hotels	18	30 407	8 561	1 961	842
7011 pt.	Hotels, 25 guestrooms or more	15	(D)	(D)	(D)	FF
7011 pt.	Hotels, less than 25 guestrooms	3	(D)	(D)	(D)	BB
7011 pt.	Motels, motor hotels, and tourist courts	41	28 569	5 067	1 280	722
7011 pt.	Motels, tourist courts	34	24 237	4 178	1 000	568
7011 pt.	Motor hotels	7	4 332	889	280	154
702, 3	Other lodging places	8	1 323	114	8	8
702	Rooming and boarding houses	2	(D)	(D)	(D)	AA
703	Camps and recreational vehicle parks	6	(D)	(D)	(D)	AA
72	Personal services	487	112 938	38 078	8 628	3 384
721	Laundry, cleaning, and garment services	147	47 698	15 085	3 274	1 196
7211	Power laundries, family and commercial*	2	(D)	(D)	(D)	BB
7213	Linen supply*	2	(D)	(D)	(D)	BB
7215	Coin-operated laundries and drycleaning	48	7 424	1 716	418	228
7216	Drycleaning plants, except rug cleaning*	53	11 062	4 042	942	411
7217	Carpet and upholstery cleaning	16	3 126	1 526	235	109
7218	Industrial laundrers*	8	20 989	6 097	1 296	312
7212, 9	Other laundry, cleaning, and garment services*	18	1 232	378	83	52
7212	Garment pressing, and agents for laundries and drycleaners	3	307	75	15	8
7219	Laundry and garment services, n.e.c.*	15	925	303	68	44
722	Photographic studios, portrait	38	5 316	1 307	295	139
723, 4	Beauty and barber shops	184	23 571	10 495	2 455	1 067
723	Beauty shops	173	22 538	10 129	2 371	1 037
724	Barber shops	11	1 033	366	84	30
725	Shoe repair shops and shoeshine parlors	8	312	105	34	14
726	Funeral service and crematories	47	21 068	5 912	1 214	214
729	Miscellaneous personal services	63	14 973	5 174	1 356	754
7291	Tax return preparation services	14	2 550	1 320	584	472
7299	Miscellaneous personal services, n.e.c.	49	12 423	3 854	772	282
73	Business services	597	442 775	210 550	48 981	16 039
731	Advertising	43	29 557	11 021	2 539	403
7311	Advertising agencies	32	19 008	8 146	1 900	251
7312	Outdoor advertising services	4	(D)	(D)	(D)	BB
7313	Radio, television, publishers' advertising representatives	1	(D)	(D)	(D)	AA
7319	Advertising, n.e.c.	6	(D)	(D)	(D)	CC
732	Consumer credit reporting agencies, mercantile reporting agencies, and adjustment and collection agencies	15	16 328	5 897	1 341	243
7322	Adjustment and collection services	10	7 586	3 902	873	149
7323	Credit reporting services	5	8 742	1 995	468	94
733	Mailing, reproduction, commercial art and photography, and stenographic services	66	33 427	9 472	2 170	529
7331	Direct mail advertising services	7	4 652	1 567	411	127
7334	Photocopying and duplicating services	7	5 692	1 450	359	128
7335, 6	Commercial photography, art, and graphics	39	20 443	5 297	1 136	210
7335	Commercial photography	8	(D)	(D)	(D)	BB
7336	Commercial art and graphic design	31	(D)	(D)	(D)	CC
7338	Secretarial and court reporting services	13	2 640	1 158	264	64
734	Services to dwellings and other buildings	120	80 555	45 933	11 448	5 522
7342	Disinfecting and pest control services	13	6 315	2 573	485	102
7349	Building cleaning and maintenance services, n.e.c.	107	74 240	43 360	10 963	5 420
735	Miscellaneous equipment rental and leasing	57	60 420	17 760	3 941	614
7352	Medical equipment rental and leasing	6	12 714	4 169	927	159
7353	Heavy construction equipment rental and leasing	5	5 254	2 041	550	80
7359	Equipment rental and leasing, n.e.c.	46	42 452	11 550	2 464	375
736	Personnel supply services	69	91 185	66 871	14 924	5 543
7361	Employment agencies	13	5 888	3 178	572	96
7363	Help supply services	56	85 297	63 693	14 352	5 447
7363 pt.	Temporary help supply	42	52 752	38 580	8 850	4 208
7363 pt.	Help supply, except temporary	14	32 545	25 113	5 502	1 239

SERVICE INDUSTRIES—GEOGRAPHIC AREA SERIES

OHIO OH-167

Table 7a. Summary Statistics for Firms Subject to Federal Income Tax for Metropolitan Areas: 1992 — Con.

[Includes only establishments with payroll. For meaning of abbreviations and symbols, see introductory text. For explanation of terms and comparability of 1987 and 1992 censuses, see appendix A. For definitions of CMSA's, MSA's, and PMSA's, see appendix D]

SIC code	Geographic area and kind of business or operation	Establishments (number)	Receipts (\$1,000)	Annual payroll (\$1,000)	First-quarter payroll (\$1,000)	Paid employees for pay period including March 12 (number)
TOLEDO, OH MSA — Con.						
73	Business services — Con.					
737	Computer programming, data processing, and other computer related services -----	98	53 268	19 728	4 408	627
7371, 2, 3	Computer programming, prepackaged software, and integrated systems -----	64	32 426	13 281	2 823	362
7371	Computer programming services -----	37	21 589	10 409	2 284	234
7372	Prepackaged software -----	15	4 053	915	194	68
7373	Computer integrated systems -----	12	6 784	1 957	345	60
7374, 5, 6	Data processing services -----	14	7 432	3 004	698	139
7374, 5	Computer processing, information retrieval -----	11	(D)	(D)	(D)	CC
7376	Computer facilities management services -----	3	(D)	(D)	(D)	BB
7377, 8, 9	Computer rental and leasing, maintenance, and related services, n.e.c. -----	20	13 410	3 443	887	126
7377	Computer rental and leasing -----	1	(D)	(D)	(D)	AA
7378	Computer maintenance and repair -----	12	12 505	3 183	840	116
7379	Computer related services, n.e.c. -----	7	(D)	(D)	(D)	AA
738	Miscellaneous business services -----	129	78 035	33 868	8 210	2 558
7381, 2	Detective agencies and protective services -----	28	35 131	19 795	4 827	1 643
7381	Detective, guard, and armored car services -----	23	(D)	(D)	(D)	GG
7382	Security systems services -----	5	(D)	(D)	(D)	CC
7383	News syndicates -----	1	(D)	(D)	(D)	AA
7384	Photofinishing laboratories* -----	13	3 655	781	165	73
7389	Business services, n.e.c. -----	87	(D)	(D)	(D)	FF
7389 pt.	Sign painting shops -----	7	(D)	(D)	(D)	BB
7389 pt.	Interior designing -----	4	(D)	(D)	(D)	AA
7389 pt.	Telephone answering services -----	8	1 692	624	145	64
7389 pt.	Other business services -----	68	32 638	11 956	2 927	723
75	Automotive repair, services, and parking -----	465	165 216	39 943	9 545	2 426
751	Automotive rental and leasing, without drivers -----	32	33 721	4 841	1 280	220
7513	Truck rental and leasing, without drivers -----	21	23 973	3 021	710	125
7514, 5	Passenger car rental and leasing -----	11	9 748	1 820	570	95
7514	Passenger car rental -----	7	(D)	(D)	(D)	BB
7515	Passenger car leasing -----	4	(D)	(D)	(D)	BB
7519	Utility trailer and recreational vehicle rental -----	—	—	—	—	—
752	Automobile parking -----	58	(D)	(D)	(D)	CC
753	Automotive repair shops -----	303	110 110	28 993	6 797	1 465
7532	Top, body, and upholstery repair shops and paint shops -----	72	25 243	6 153	1 430	322
7532 pt.	Top and body repair shops -----	67	22 991	5 345	1 265	281
7532 pt.	Paint shops -----	5	2 252	808	165	41
7538	General automotive repair shops -----	161	52 544	14 119	3 488	778
7538 pt.	General automotive repair shops, except diesel -----	145	45 857	11 880	2 939	672
7538 pt.	Diesel repair shops -----	16	6 687	2 239	549	106
7533, 4, 6, 7, 9	Other automotive repair shops -----	70	32 323	8 721	1 879	365
7533	Automotive exhaust system repair shops -----	28	11 710	3 135	628	132
7534	Tire retreading and repair shops -----	3	(D)	(D)	(D)	BB
7536	Automotive glass replacement shops -----	8	5 051	1 497	353	56
7537	Automotive transmission repair shops -----	9	4 512	1 230	253	43
7539	Automotive repair shops, n.e.c. -----	22	(D)	(D)	(D)	BB
7539 pt.	Radiator repair -----	9	(D)	(D)	(D)	BB
7539 pt.	Brake, front end, and wheel alignment -----	10	2 728	798	184	34
7539 pt.	Automotive electrical and fuel system services -----	3	(D)	(D)	(D)	AA
7539 pt.	Other automotive repair shops, n.e.c. -----	—	—	—	—	—
754	Automotive services, except repair -----	72	(D)	(D)	(D)	FF
7542	Carwashes -----	42	8 705	3 150	744	432
7549	Automotive services, except repair and carwashes -----	30	(D)	(D)	(D)	CC
76	Miscellaneous repair services -----	186	89 449	29 991	7 715	1 467
762	Electrical repair shops -----	54	25 090	9 940	2 567	506
7622	Radio and television repair shops -----	15	3 813	1 293	320	80
7623, 9	Other electrical and electronic repair shops -----	39	21 277	8 647	2 247	426
7623	Refrigeration and air-conditioning service and repair shops -----	6	1 201	334	102	24
7629	Electrical and electronic repair shops, n.e.c. -----	33	20 076	8 313	2 145	402
763	Watch, clock, and jewelry repair -----	6	755	187	46	22
764	Reupholstery and furniture repair -----	13	3 158	1 124	257	65
769	Miscellaneous repair and related services -----	113	60 446	18 740	4 845	874
7692	Welding repair -----	16	4 540	1 525	365	77
7694	Armature rewinding shops -----	7	4 732	1 670	409	61
7699	Repair shops and related services, n.e.c. -----	90	51 174	15 545	4 071	736
78, 79, 84	Amusement and recreation services, including motion pictures and museums -----	250	101 719	22 985	5 333	2 602
781, 2	Motion picture production, distribution, and services -----	12	4 288	899	185	51
783	Motion picture theaters -----	16	12 305	2 104	496	312
7832	Motion picture theaters, except drive-in -----	14	(D)	(D)	(D)	EE
7833	Drive-in motion picture theaters -----	2	(D)	(D)	(D)	AA
784	Video tape rental -----	56	15 508	2 507	610	374
792	Theatrical producers (except motion picture), bands, orchestras, and entertainers -----	6	1 362	439	103	27
7922	Theatrical producers (except motion picture) and miscellaneous theatrical services -----	3	(D)	(D)	(D)	AA
7929	Bands, orchestras, actors, and other entertainers and entertainment groups -----	3	(D)	(D)	(D)	AA
793	Bowling centers -----	28	13 460	3 714	1 135	551

Table 7a. Summary Statistics for Firms Subject to Federal Income Tax for Metropolitan Areas: 1992—Con.

[Includes only establishments with payroll. For meaning of abbreviations and symbols, see introductory text. For explanation of terms and comparability of 1987 and 1992 censuses, see appendix A. For definitions of CMSA's, MSA's, and PMSA's, see appendix D]

SIC code	Geographic area and kind of business or operation	Establishments (number)	Receipts (\$1,000)	Annual payroll (\$1,000)	First-quarter payroll (\$1,000)	Paid employees for pay period including March 12 (number)
TOLEDO, OH MSA—Con.						
78, 79, 84	Amusement and recreation services, including motion pictures and museums—Con.					
79 ex. 792, 3, 84	Commercial sports and other amusement and recreation services, including museums	132	54 796	13 322	2 804	1 287
794	Commercial sports	8	(D)	(D)	(D)	CC
7941	Professional sports clubs, managers, promoters	3	(D)	(D)	(D)	CC
7948	Racing, including track operation	5	(D)	(D)	(D)	BB
79 ex. 792, 3, 4, 84	Other amusement and recreation services, including museums	124	(D)	(D)	(D)	GG
791	Dance studios, schools, and halls	14	1 101	273	69	67
7991	Physical fitness facilities	23	8 225	1 887	470	271
7992	Public golf courses	9	4 635	1 213	220	58
7993	Coin-operated amusement devices	9	5 490	960	234	93
7996	Amusement parks	1	(D)	(D)	(D)	AA
7997	Membership sports and recreation clubs	21	11 593	4 084	860	342
7999, 84	Amusement and recreation services, including museums, n.e.c.	47	(D)	(D)	(D)	EE
7999 pt.	Concession operators of amusement devices and rides	2	(D)	(D)	(D)	AA
7999 pt., 84	Carnivals, circuses, and fairs	—	(D)	(D)	(D)	—
7999 pt., 84	Other recreation and amusements, including museums	45	(D)	(D)	(D)	EE
80	Health services	1 126	778 666	396 782	83 133	12 559
801	Offices and clinics of doctors of medicine	517	435 975	251 357	48 650	4 548
8011 pt.	Offices of doctors of medicine	495	375 722	215 150	42 944	3 881
8011 pt.	General medical clinics	22	60 253	36 207	5 706	667
802	Offices and clinics of dentists	260	91 742	38 574	8 408	1 550
803	Offices and clinics of doctors of osteopathy	28	11 296	6 024	1 206	194
804	Offices and clinics of other health practitioners	182	65 671	26 417	5 961	1 069
8041	Offices and clinics of chiropractors	56	11 613	3 734	811	173
8042	Offices and clinics of optometrists	41	15 824	4 755	1 240	188
8043	Offices and clinics of podiatrists	30	8 775	3 459	810	126
8049	Offices and clinics of health practitioners, n.e.c.	55	29 459	14 469	3 100	582
805	Nursing and personal care facilities	41	112 858	50 451	13 616	3 845
8051	Skilled nursing care facilities	27	85 557	36 746	8 523	2 667
8052	Intermediate care facilities	12	(D)	(D)	(D)	FF
8059	Nursing and personal care facilities, n.e.c.	2	(D)	(D)	(D)	EE
806	Hospitals	1	(D)	(D)	(D)	BB
8062	General medical and surgical hospitals	—	(D)	(D)	(D)	—
8063, 9	Specialty hospitals	1	(D)	(D)	(D)	BB
807, 8, 9	Other health services	97	(D)	(D)	(D)	GG
807	Medical and dental laboratories	44	26 015	9 328	2 207	416
8071	Medical laboratories	27	18 876	6 235	1 399	247
8072	Dental laboratories	17	7 139	3 093	808	169
808	Home health care services	19	13 725	6 383	1 502	675
809	Miscellaneous health and allied services, n.e.c.	34	(D)	(D)	(D)	CC
8092	Kidney dialysis centers	1	(D)	(D)	(D)	AA
8093	Specialty outpatient facilities, n.e.c.	20	9 406	3 350	813	137
8099	Health and allied services, n.e.c.	13	(D)	(D)	(D)	BB
81	Legal services	343	163 584	53 739	11 562	1 812
823, 4, 9	Selected educational services	30	13 127	4 287	922	238
823	Libraries	—	—	—	—	—
824	Vocational schools	11	10 435	3 305	728	153
829	Schools and educational services, n.e.c.	19	2 692	982	194	85
83	Social services	115	20 674	8 247	1 908	942
835	Child day care services	70	10 159	4 977	1 130	658
832, 3, 6, 9	Other social services	45	10 515	3 270	778	284
87 ex. 8733	Engineering, accounting, research, management, and related services (except noncommercial research organizations)	491	416 921	166 533	39 052	6 083
871	Engineering, architectural, and surveying services	153	180 976	83 923	19 179	2 490
8711	Engineering services	116	163 864	76 465	17 530	2 246
8712	Architectural services	26	13 449	5 495	1 131	172
8713	Surveying services	11	3 663	1 963	518	72
872	Accounting, auditing, and bookkeeping services	160	66 149	26 550	6 180	1 130
873 ex. 8733	Research, development, and testing services (except noncommercial research organizations)	44	74 957	31 638	8 015	1 651
8731	Commercial physical and biological research	10	16 335	6 387	1 476	213
8732	Commercial economic, sociological, and educational research	18	50 499	21 918	5 856	1 313
8734	Testing laboratories	16	8 123	3 333	683	125
874	Management and public relations services	134	94 839	24 422	5 678	812
8741	Management services	42	63 212	11 659	2 846	437
8742	Management consulting services	51	19 601	8 621	2 084	242
8743	Public relations services	7	3 271	1 082	226	33
8744	Facilities support management services	—	—	—	—	—
8748	Business consulting services, n.e.c.	34	8 755	3 060	522	100
89	Services, n.e.c.	22	19 329	5 783	1 226	148

Table 7a. Summary Statistics for Firms Subject to Federal Income Tax for Metropolitan Areas: 1992—Con.

[Includes only establishments with payroll. For meaning of abbreviations and symbols, see introductory text. For explanation of terms and comparability of 1987 and 1992 censuses, see appendix A. For definitions of CMSA's, MSA's, and PMSA's, see appendix D]

SIC code	Geographic area and kind of business or operation	Establishments (number)	Receipts (\$1,000)	Annual payroll (\$1,000)	First-quarter payroll (\$1,000)	Paid employees for pay period including March 12 (number)
WHEELING, WV—OH MSA						
	Total	919	369 345	133 470	28 770	7 179
70 ex. 704	Hotels, rooming houses, camps, and other lodging places (except membership lodging)	20	9 993	2 809	534	306
7011	Hotels and motels	20	9 993	2 809	534	306
7011 pt.	Hotels	4	3 509	1 249	218	112
7011 pt.	Motels, motor hotels, and tourist courts	16	6 484	1 560	316	194
702, 3	Other lodging places	—	—	—	—	—
72	Personal services	149	25 931	9 620	2 378	891
721	Laundry, cleaning, and garment services	24	7 009	3 147	766	232
7211	Power laundries, family and commercial*	2	(D)	(D)	(D)	BB
7213	Linen supply*	2	(D)	(D)	(D)	BB
7215	Coin-operated laundries and drycleaning	3	(D)	(D)	(D)	AA
7216	Drycleaning plants, except rug cleaning*	10	2 053	1 073	264	83
7217	Carpet and upholstery cleaning	6	554	151	18	10
7218	Industrial laundriers*	—	—	—	—	—
7212, 9	Other laundry, cleaning, and garment services*	1	(D)	(D)	(D)	AA
722	Photographic studios, portrait	11	1 631	263	49	25
723, 4	Beauty and barber shops	70	6 074	2 975	736	365
723	Beauty shops	61	5 479	2 717	676	345
724	Barber shops	9	595	258	60	20
725	Shoe repair shops and shoeshine parlors	2	(D)	(D)	(D)	AA
726	Funeral service and crematories	25	9 427	2 630	623	139
729	Miscellaneous personal services	17	(D)	(D)	(D)	CC
73	Business services	96	39 296	14 845	3 079	1 113
731	Advertising	7	3 581	986	235	44
732	Consumer credit reporting agencies, mercantile reporting agencies, and adjustment and collection agencies	3	(D)	(D)	(D)	BB
733	Mailing, reproduction, commercial art and photography, and stenographic services	5	987	283	108	33
734	Services to dwellings and other buildings	23	5 098	1 977	417	175
735	Miscellaneous equipment rental and leasing	13	12 762	2 649	478	127
736	Personnel supply services	16	6 989	4 744	866	407
737	Computer programming, data processing, and other computer related services	11	3 632	1 816	435	91
7371, 2, 3	Computer programming, prepackaged software, and integrated systems	7	1 592	718	174	27
7374, 5, 6	Data processing services	3	(D)	(D)	(D)	BB
7377, 8, 9	Computer rental and leasing, maintenance, and related services, n.e.c.	1	(D)	(D)	(D)	AA
738	Miscellaneous business services	18	(D)	(D)	(D)	CC
75	Automotive repair, services, and parking	86	18 730	4 815	1 183	369
751	Automotive rental and leasing, without drivers	2	(D)	(D)	(D)	AA
752	Automobile parking	9	(D)	(D)	(D)	AA
753	Automotive repair shops	63	15 368	3 937	961	263
7532	Top, body, and upholstery repair shops and paint shops	18	3 133	761	183	50
7538	General automotive repair shops	29	6 212	1 745	434	127
7533, 4, 6, 7, 9	Other automotive repair shops	16	6 023	1 431	344	86
754	Automotive services, except repair	12	(D)	(D)	(D)	BB
76	Miscellaneous repair services	34	21 780	6 671	1 422	283
762	Electrical repair shops	13	5 281	1 810	427	103
7622	Radio and television repair shops	3	(D)	(D)	(D)	AA
7623, 9	Other electrical and electronic repair shops	10	(D)	(D)	(D)	BB
763	Watch, clock, and jewelry repair	1	(D)	(D)	(D)	AA
764	Reupholstery and furniture repair	4	(D)	(D)	(D)	AA
769	Miscellaneous repair and related services	16	16 215	4 796	983	175
78, 79, 84	Amusement and recreation services, including motion pictures and museums	55	30 092	6 144	1 372	571
781, 2	Motion picture production, distribution, and services	3	(D)	(D)	(D)	AA
783	Motion picture theaters	3	(D)	(D)	(D)	BB
784	Video tape rental	6	(D)	(D)	(D)	AA
792	Theatrical producers (except motion picture), bands, orchestras, and entertainers	1	(D)	(D)	(D)	AA
793	Bowling centers	6	1 986	555	140	81
79 ex. 792, 3, 84	Commercial sports and other amusement and recreation services, including museums	36	20 014	4 831	1 086	432
80	Health services	303	152 443	62 873	13 482	2 713
801	Offices and clinics of doctors of medicine	151	90 396	41 295	8 372	1 106
802	Offices and clinics of dentists	69	18 202	4 875	1 099	340
803	Offices and clinics of doctors of osteopathy	9	2 638	1 339	288	44
804	Offices and clinics of other health practitioners	38	8 535	1 787	398	138
805	Nursing and personal care facilities	17	21 091	9 279	2 304	833
806	Hospitals	1	(D)	(D)	(D)	CC
807, 8, 9	Other health services	18	(D)	(D)	(D)	CC
81	Legal services	81	40 486	11 204	1 894	404
823, 4, 9	Selected educational services	5	(D)	(D)	(D)	AA

OH—170 OHIO

SERVICE INDUSTRIES—GEOGRAPHIC AREA SERIES

Table 7a. Summary Statistics for Firms Subject to Federal Income Tax for Metropolitan Areas: 1992—Con.

[Includes only establishments with payroll. For meaning of abbreviations and symbols, see introductory text. For explanation of terms and comparability of 1987 and 1992 censuses, see appendix A. For definitions of CMSA's, MSA's, and PMSA's, see appendix D]

SIC code	Geographic area and kind of business or operation	Establishments (number)	Receipts (\$1,000)	Annual payroll (\$1,000)	First-quarter payroll (\$1,000)	Paid employees for pay period including March 12 (number)
WHEELING, WV—OH MSA—Con.						
83	Social services	17	1 143	503	128	77
835	Child day care services	9	386	145	39	41
832, 3, 6, 9	Other social services	8	757	358	89	36
87 ex. 8733	Engineering, accounting, research, management, and related services (except noncommercial research organizations)	71	29 121	13 883	3 292	445
871	Engineering, architectural, and surveying services	24	6 173	3 128	711	120
872	Accounting, auditing, and bookkeeping services	30	7 963	3 020	759	142
873 ex. 8733	Research, development, and testing services (except noncommercial research organizations)	6	4 549	1 612	331	71
874	Management and public relations services	11	10 436	6 123	1 491	112
89	Services, n.e.c.	2	(D)	(D)	(D)	AA
YOUNGSTOWN—WARREN, OH MSA						
	Total	3 685	1 615 823	633 990	138 859	32 914
70 ex. 704	Hotels, rooming houses, camps, and other lodging places (except membership lodging)	60	31 864	7 924	1 808	988
7011	Hotels and motels	45	29 509	7 205	1 660	934
7011 pt.	Hotels	14	18 773	4 815	1 119	658
7011 pt.	Hotels, 25 guestrooms or more	13	(D)	(D)	(D)	FF
7011 pt.	Hotels, less than 25 guestrooms	1	(D)	(D)	(D)	AA
7011 pt.	Motels, motor hotels, and tourist courts	31	10 736	2 390	541	276
7011 pt.	Motels, tourist courts	25	6 525	1 184	277	158
7011 pt.	Motor hotels	6	4 211	1 206	264	118
702, 3	Other lodging places	15	2 355	719	148	54
702	Rooming and boarding houses	4	861	297	83	30
703	Camps and recreational vehicle parks	11	1 494	422	65	24
72	Personal services	438	98 114	32 053	7 849	2 861
721	Laundry, cleaning, and garment services	104	40 097	15 538	3 939	1 201
7211	Power laundries, family and commercial*	7	(D)	(D)	(D)	BB
7213	Linen supply*	4	(D)	(D)	(D)	BB
7215	Coin-operated laundries and drycleaning	21	1 722	333	72	57
7216	Drycleaning plants, except rug cleaning*	43	7 220	2 777	601	309
7217	Carpet and upholstery cleaning	17	3 333	1 158	259	167
7218	Industrial laundrers*	1	(D)	(D)	(D)	FF
7212, 9	Other laundry, cleaning, and garment services*	11	(D)	(D)	(D)	BB
7212	Garment pressing, and agents for laundries and drycleaners	7	(D)	(D)	(D)	BB
7219	Laundry and garment services, n.e.c.*	4	(D)	(D)	(D)	AA
722	Photographic studios, portrait	32	4 492	925	201	131
723, 4	Beauty and barber shops	168	17 015	6 606	1 603	743
723	Beauty shops	164	16 800	6 538	1 585	733
724	Barber shops	4	215	68	18	10
725	Shoe repair shops and shoeshine parlors	2	(D)	(D)	(D)	AA
726	Funeral service and crematories	67	25 004	5 536	1 241	339
729	Miscellaneous personal services	65	(D)	(D)	(D)	EE
7291	Tax return preparation services	14	1 648	805	322	206
7299	Miscellaneous personal services, n.e.c.	51	(D)	(D)	(D)	CC
73	Business services	416	239 630	99 809	23 340	7 360
731	Advertising	24	12 426	4 558	1 098	206
7311	Advertising agencies	17	7 200	3 570	784	136
7312	Outdoor advertising services	4	(D)	(D)	(D)	BB
7313	Radio, television, publishers' advertising representatives	2	(D)	(D)	(D)	AA
7319	Advertising, n.e.c.	1	(D)	(D)	(D)	BB
732	Consumer credit reporting agencies, mercantile reporting agencies, and adjustment and collection agencies	15	5 749	2 573	624	136
7322	Adjustment and collection services	13	(D)	(D)	(D)	CC
7323	Credit reporting services	2	(D)	(D)	(D)	BB
733	Mailing, reproduction, commercial art and photography, and stenographic services	24	6 660	2 219	506	117
7331	Direct mail advertising services	3	(D)	(D)	(D)	BB
7334	Photocopying and duplicating services	2	(D)	(D)	(D)	AA
7335, 6	Commercial photography, art, and graphics	10	3 243	1 130	254	46
7335	Commercial photography	2	(D)	(D)	(D)	AA
7336	Commercial art and graphic design	8	(D)	(D)	(D)	BB
7338	Secretarial and court reporting services	9	(D)	(D)	(D)	BB
734	Services to dwellings and other buildings	92	19 438	8 963	1 982	1 224
7342	Disinfecting and pest control services	8	1 710	610	120	37
7349	Building cleaning and maintenance services, n.e.c.	84	17 728	8 353	1 862	1 187
735	Miscellaneous equipment rental and leasing	44	23 770	4 650	1 155	245
7352	Medical equipment rental and leasing	8	(D)	(D)	(D)	BB
7353	Heavy construction equipment rental and leasing	1	(D)	(D)	(D)	AA
7359	Equipment rental and leasing, n.e.c.	35	17 685	3 296	800	178
736	Personnel supply services	44	64 492	33 500	7 534	2 538
7361	Employment agencies	14	1 788	713	171	65
7363	Help supply services	30	62 704	32 787	7 363	2 473
7363 pt.	Temporary help supply	20	(D)	(D)	(D)	GG
7363 pt.	Help supply, except temporary	10	(D)	(D)	(D)	FF

SERVICE INDUSTRIES—GEOGRAPHIC AREA SERIES

OHIO OH-171

Table 7a. Summary Statistics for Firms Subject to Federal Income Tax for Metropolitan Areas: 1992—Con.

[Includes only establishments with payroll. For meaning of abbreviations and symbols, see introductory text. For explanation of terms and comparability of 1987 and 1992 censuses, see appendix A. For definitions of CMSA's, MSA's, and PMSA's, see appendix D]

SIC code	Geographic area and kind of business or operation	Establishments (number)	Receipts (\$1,000)	Annual payroll (\$1,000)	First-quarter payroll (\$1,000)	Paid employees for pay period including March 12 (number)
YOUNGSTOWN-WARREN, OH MSA—Con.						
73	Business services—Con.					
737	Computer programming, data processing, and other computer related services -----	57	44 816	16 060	3 900	540
7371, 2, 3	Computer programming, prepackaged software, and integrated systems -----	29	10 845	4 502	1 070	158
7371	Computer programming services -----	16	6 735	3 386	754	104
7372	Prepackaged software -----	7	1 890	561	108	22
7373	Computer integrated systems -----	6	2 220	555	208	32
7374, 5, 6	Data processing services -----	22	32 686	11 239	2 753	365
7374, 5	Computer processing, information retrieval -----	20	(D)	(D)	(D)	EE
7376	Computer facilities management services -----	2	(D)	(D)	(D)	BB
7377, 8, 9	Computer rental and leasing, maintenance, and related services, n.e.c. -----	6	1 285	319	77	17
7377	Computer rental and leasing -----	—	—	—	—	—
7378	Computer maintenance and repair -----	3	(D)	(D)	(D)	AA
7379	Computer related services, n.e.c. -----	3	(D)	(D)	(D)	AA
738	Miscellaneous business services -----	116	62 279	27 286	6 541	2 354
7381, 2	Detective agencies and protective services -----	30	17 972	2 644	2 644	1 378
7381	Detective, guard, and armored car services -----	23	14 743	10 276	2 415	1 321
7382	Security systems services -----	7	3 229	977	229	57
7383	News syndicates -----	—	—	—	—	—
7384	Photofinishing laboratories* -----	9	2 523	630	129	63
7389	Business services, n.e.c. -----	77	41 784	15 403	3 768	913
7389 pt.	Sign painting shops -----	3	310	70	11	8
7389 pt.	Interior designing -----	8	2 436	432	112	31
7389 pt.	Telephone answering services -----	7	3 000	1 365	319	92
7389 pt.	Other business services -----	59	36 038	13 536	3 326	782
75	Automotive repair, services, and parking -----	378	179 122	34 862	8 228	2 257
751	Automotive rental and leasing, without drivers -----	28	37 794	7 360	1 696	330
7513	Truck rental and leasing, without drivers -----	17	34 429	6 717	1 552	286
7514, 5	Passenger car rental and leasing -----	9	(D)	(D)	(D)	BB
7514	Passenger car rental -----	6	(D)	(D)	(D)	BB
7515	Passenger car leasing -----	3	(D)	(D)	(D)	AA
7519	Utility trailer and recreational vehicle rental -----	2	(D)	(D)	(D)	AA
752	Automobile parking -----	8	(D)	(D)	(D)	AA
753	Automotive repair shops -----	281	127 400	23 490	5 561	1 419
7532	Top, body, and upholstery repair shops and paint shops -----	100	75 257	10 641	2 681	666
7532 pt.	Top and body repair shops -----	87	72 901	10 016	2 566	631
7532 pt.	Paint shops -----	13	2 356	625	115	35
7538	General automotive repair shops -----	120	29 790	7 763	1 777	474
7538 pt.	General automotive repair shops, except diesel -----	102	22 475	5 939	1 380	373
7538 pt.	Diesel repair shops -----	18	7 315	1 824	397	101
7533, 4, 6, 7, 9	Other automotive repair shops -----	61	22 353	5 086	1 103	279
7533	Automotive exhaust system repair shops -----	18	5 889	1 458	332	87
7534	Tire retreading and repair shops -----	3	(D)	(D)	(D)	BB
7536	Automotive glass replacement shops -----	14	3 347	661	163	39
7537	Automotive transmission repair shops -----	11	2 963	942	177	42
7539	Automotive repair shops, n.e.c. -----	15	(D)	(D)	(D)	BB
7539 pt.	Radiator repair -----	6	1 323	303	53	17
7539 pt.	Brake, front end, and wheel alignment -----	5	2 408	636	148	30
7539 pt.	Automotive electrical and fuel system services -----	3	(D)	(D)	(D)	AA
7539 pt.	Other automotive repair shops, n.e.c. -----	1	(D)	(D)	(D)	AA
754	Automotive services, except repair -----	61	(D)	(D)	(D)	EE
7542	Carwashes -----	38	7 321	2 394	607	350
7549	Automotive services, except repair and carwashes -----	23	(D)	(D)	(D)	CC
76	Miscellaneous repair services -----	166	72 869	23 807	5 225	1 111
762	Electrical repair shops -----	41	25 557	8 306	1 700	415
7622	Radio and television repair shops -----	6	1 233	325	67	22
7623, 9	Other electrical and electronic repair shops -----	35	24 324	7 981	1 633	393
7623	Refrigeration and air-conditioning service and repair shops -----	6	807	159	45	15
7629	Electrical and electronic repair shops, n.e.c. -----	29	23 517	7 822	1 588	378
763	Watch, clock, and jewelry repair -----	5	374	131	39	11
764	Reupholstery and furniture repair -----	16	1 144	332	73	38
769	Miscellaneous repair and related services -----	104	45 794	15 038	3 413	647
7692	Welding repair -----	11	3 456	1 408	331	65
7694	Armature rewinding shops -----	8	6 052	2 373	629	89
7699	Repair shops and related services, n.e.c. -----	85	36 286	11 257	2 453	493
78, 79, 84	Amusement and recreation services, including motion pictures and museums -----	255	73 211	17 312	3 742	1 905
781, 2	Motion picture production, distribution, and services -----	10	(D)	(D)	(D)	BB
783	Motion picture theaters -----	11	(D)	(D)	(D)	CC
7832	Motion picture theaters, except drive-in -----	10	(D)	(D)	(D)	CC
7833	Drive-in motion picture theaters -----	1	(D)	(D)	(D)	AA
784	Video tape rental -----	41	11 310	2 100	483	266
792	Theatrical producers (except motion picture), bands, orchestras, and entertainers -----	7	3 829	581	105	30
7922	Theatrical producers (except motion picture) and miscellaneous theatrical services -----	4	(D)	(D)	(D)	AA
7929	Bands, orchestras, actors, and other entertainers and entertainment groups -----	3	(D)	(D)	(D)	AA
793	Bowling centers -----	24	6 229	1 802	521	278

OH-172 OHIO

SERVICE INDUSTRIES—GEOGRAPHIC AREA SERIES

Table 7a. Summary Statistics for Firms Subject to Federal Income Tax for Metropolitan Areas: 1992—Con.

[Includes only establishments with payroll. For meaning of abbreviations and symbols, see introductory text. For explanation of terms and comparability of 1987 and 1992 censuses, see appendix A. For definitions of CMSA's, MSA's, and PMSA's, see appendix D]

SIC code	Geographic area and kind of business or operation	Establishments (number)	Receipts (\$1,000)	Annual payroll (\$1,000)	First-quarter payroll (\$1,000)	Paid employees for pay period including March 12 (number)
YOUNGSTOWN-WARREN, OH MSA—Con.						
78, 79, 84	Amusement and recreation services, including motion pictures and museums—Con.					
79 ex. 792, 3, 84	Commercial sports and other amusement and recreation services, including museums -----	162	43 660	11 071	2 227	1 068
794	Commercial sports -----	10	3 763	898	234	56
7941	Professional sports clubs, managers, promoters -----	3	(D)	(D)	(D)	BB
7948	Racing, including track operation -----	7	(D)	(D)	(D)	BB
79 ex. 792, 3, 4, 84	Other amusement and recreation services, including museums ----	152	39 897	10 173	1 993	1 012
791	Dance studios, schools, and halls -----	17	1 881	471	128	78
7991	Physical fitness facilities -----	21	3 716	799	183	134
7992	Public golf courses -----	31	9 239	2 850	419	203
7993	Coin-operated amusement devices -----	15	6 392	1 157	290	94
7996	Amusement parks -----	—	—	—	—	—
7997	Membership sports and recreation clubs -----	20	8 250	3 007	583	284
7999, 84	Amusement and recreation services, including museums, n.e.c. -	48	10 419	1 889	390	219
7999 pt.	Concession operators of amusement devices and rides -----	3	(D)	(D)	(D)	AA
7999 pt., 84	Carnivals, circuses, and fairs -----	3	(D)	(D)	(D)	AA
	Other recreation and amusements, including museums -----	42	8 548	1 674	390	217
80	Health services -----	1 203	694 912	320 921	65 475	12 291
801	Offices and clinics of doctors of medicine -----	499	324 428	167 387	31 666	3 121
8011 pt.	Offices of doctors of medicine -----	496	319 186	165 942	31 332	3 046
8011 pt.	General medical clinics -----	3	5 242	1 445	334	75
802	Offices and clinics of dentists -----	263	65 466	23 086	4 489	1 229
803	Offices and clinics of doctors of osteopathy -----	121	47 703	21 632	4 541	755
804	Offices and clinics of other health practitioners -----	183	46 710	16 317	3 236	712
8041	Offices and clinics of chiropractors -----	47	12 633	3 595	814	187
8042	Offices and clinics of optometrists -----	50	10 426	2 348	486	138
8043	Offices and clinics of podiatrists -----	39	10 125	3 474	491	122
8049	Offices and clinics of health practitioners, n.e.c. -----	47	13 526	6 900	1 445	265
805	Nursing and personal care facilities -----	55	146 825	69 504	16 574	5 191
8051	Skilled nursing care facilities -----	44	130 549	61 450	14 685	4 551
8052	Intermediate care facilities -----	8	(D)	(D)	(D)	EE
8059	Nursing and personal care facilities, n.e.c. -----	3	(D)	(D)	(D)	CC
806	Hospitals -----	2	(D)	(D)	(D)	CC
8062	General medical and surgical hospitals -----	1	(D)	(D)	(D)	BB
8063, 9	Specialty hospitals -----	1	(D)	(D)	(D)	CC
807, 8, 9	Other health services -----	80	(D)	(D)	(D)	GG
807	Medical and dental laboratories -----	36	21 143	5 125	1 160	264
8071	Medical laboratories -----	20	19 499	4 591	1 040	219
8072	Dental laboratories -----	16	1 644	534	120	45
808	Home health care services -----	14	18 250	8 784	1 896	551
809	Miscellaneous health and allied services, n.e.c. -----	30	(D)	(D)	(D)	CC
8092	Kidney dialysis centers -----	2	(D)	(D)	(D)	BB
8093	Specialty outpatient facilities, n.e.c. -----	20	7 633	2 961	609	172
8099	Health and allied services, n.e.c. -----	8	(D)	(D)	(D)	BB
81	Legal services -----	285	78 575	27 192	5 561	1 002
823, 4, 9	Selected educational services -----	21	5 971	2 200	511	161
823	Libraries -----	—	—	—	—	—
824	Vocational schools -----	5	3 303	1 423	297	58
829	Schools and educational services, n.e.c. -----	16	2 668	777	214	103
83	Social services -----	94	10 981	4 011	963	558
835	Child day care services -----	53	4 087	1 734	414	315
832, 3, 6, 9	Other social services -----	41	6 894	2 277	549	243
87 ex. 8733	Engineering, accounting, research, management, and related services (except noncommercial research organizations) -----	360	129 136	63 256	16 040	2 387
871	Engineering, architectural, and surveying services -----	124	53 406	26 763	6 408	1 055
8711	Engineering services -----	85	43 223	22 365	5 495	896
8712	Architectural services -----	25	8 477	3 687	788	116
8713	Surveying services -----	14	1 706	711	125	43
872	Accounting, auditing, and bookkeeping services -----	150	39 670	17 573	4 122	734
873 ex. 8733	Research, development, and testing services (except noncommercial research organizations) -----	4	709	215	57	28
8731	Commercial physical and biological research -----	—	—	—	—	—
8732	Commercial economic, sociological, and educational research ----	1	(D)	(D)	(D)	AA
8734	Testing laboratories -----	3	(D)	(D)	(D)	AA
874	Management and public relations services -----	82	35 351	18 705	5 453	570
8741	Management services -----	40	26 296	15 419	4 518	437
8742	Management consulting services -----	27	5 973	2 315	757	78
8743	Public relations services -----	6	1 597	300	47	21
8744	Facilities support management services -----	—	—	—	—	—
8748	Business consulting services, n.e.c. -----	9	1 485	671	131	34
89	Services, n.e.c. -----	9	1 438	643	117	33

Table 7b. Summary Statistics for Firms Exempt From Federal Income Tax for Metropolitan Areas: 1992

[Includes only establishments with payroll. For meaning of abbreviations and symbols, see introductory text. For explanation of terms and comparability of 1987 and 1992 censuses, see appendix A. For definitions of CMSA's, MSA's, and PMSA's, see appendix D]

SIC code	Geographic area and kind of business or operation	Establishments (number)	Revenue (\$1,000)	Annual payroll (\$1,000)	First-quarter payroll (\$1,000)	Paid employees for pay period including March 12 (number)
CANTON-MASSILLON, OH MSA						
	Total -----	312	601 405	256 113	64 176	14 589
7032, 704	Camps and membership lodging -----	3	(D)	(D)	(D)	BB
792, 7991 pt., 7997, 7999 pt., 84	Selected amusement, recreation, and related services -----	25	19 474	5 934	1 294	567
8011 pt.; 8021 pt.; 805, 6, 8, 9	Selected health services -----	38	483 384	216 008	54 499	10 009
8111 pt.	Legal aid societies and similar legal services -----	2	(D)	(D)	(D)	AA
823, 4, 9	Selected educational services -----	2	(D)	(D)	(D)	AA
83	Social services -----	110	59 655	22 023	5 549	2 522
835	Child day care services -----	13	1 670	1 041	232	137
832, 3, 6, 9	Other social services -----	97	57 985	20 982	5 317	2 385
861, 2, 4, 9	Selected membership organizations -----	130	36 708	11 161	2 650	1 415
873, 4 ex. 8744	Research, testing, and consulting services, except facilities support management services -----	2	(D)	(D)	(D)	AA
CINCINNATI-HAMILTON, OH-KY-IN CMSA						
	Total -----	1 498	3 377 917	1 418 374	342 753	65 911
7032, 704	Camps and membership lodging -----	30	5 187	871	207	81
7032	Sporting and recreational camps -----	4	(D)	(D)	(D)	BB
704	Organization hotels and lodging houses, on membership basis -----	26	(D)	(D)	(D)	BB
792, 7991 pt., 7997, 7999 pt., 84	Selected amusement, recreation, and related services -----	126	127 232	49 082	10 653	2 851
792	Theatrical producers (except motion picture), bands, orchestras, and entertainers -----	15	(D)	(D)	(D)	FF
7922	Theatrical producers (except motion picture) and miscellaneous theatrical services -----	8	7 034	3 795	936	394
7922 pt.	Producers of live theatrical productions -----	6	(D)	(D)	(D)	EE
7922 pt.	Producers of radio and television shows, except tape -----	-	-	-	-	-
7922 pt.	Artists' and entertainers' managers or agents, concert bureaus, booking agents -----	1	(D)	(D)	(D)	CC
7922 pt.	Other theatrical services -----	1	(D)	(D)	(D)	AA
7929	Bands, orchestras, actors, and other entertainers and entertainment groups -----	7	(D)	(D)	(D)	EE
7929 pt.	Dance groups and artists -----	1	(D)	(D)	(D)	BB
7929 pt.	Symphony orchestras, opera companies, and chamber music organizations -----	5	(D)	(D)	(D)	EE
7929 pt.	Other music groups and artists -----	-	-	-	-	-
7929 pt.	Other entertainers and entertainment groups -----	1	(D)	(D)	(D)	AA
7991 pt., 7997	Gymnasiums, athletic clubs, and membership sports and recreation clubs -----	82	(D)	(D)	(D)	GG
7991 pt.	Gymnasiums and athletic clubs -----	1	(D)	(D)	(D)	BB
7997	Membership sports and recreation clubs -----	81	49 494	19 309	3 507	1 039
7999 pt.	Fairs -----	4	(D)	(D)	(D)	BB
84	Museums, art galleries, and botanical and zoological gardens -----	25	(D)	(D)	(D)	FF
841	Museums and art galleries -----	21	(D)	(D)	(D)	FF
842	Arboreta and botanical or zoological gardens -----	4	(D)	(D)	(D)	EE
8011 pt.; 8021 pt.; 805, 6, 8, 9	Selected health services -----	215	2 613 918	1 150 736	279 269	47 862
8011 pt., 8021 pt.	Clinics of doctors of medicine and dentists -----	41	(D)	(D)	(D)	FF
8011 pt.	General medical clinics -----	40	(D)	(D)	(D)	FF
8021 pt.	Dental clinics -----	1	(D)	(D)	(D)	AA
805	Nursing and personal care facilities -----	66	(D)	(D)	(D)	II
8051	Skilled nursing care facilities -----	33	(D)	(D)	(D)	HH
8052	Intermediate care facilities -----	32	31 917	16 762	4 004	1 097
8059	Nursing and personal care facilities, n.e.c. -----	1	(D)	(D)	(D)	AA
806	Hospitals -----	32	(D)	(D)	(D)	KK
8062	General medical and surgical hospitals -----	24	(D)	(D)	(D)	KK
8062 pt.	General medical and surgical hospitals, nongovernment -----	20	(D)	(D)	(D)	KK
8062 pt.	General medical and surgical hospitals, government -----	4	(D)	(D)	(D)	II
8063, 9	Specialty hospitals -----	8	(D)	(D)	(D)	II
8063, 9	Psychiatric hospitals -----	4	48 377	36 339	9 193	1 039
8063 pt.	Psychiatric hospitals, nongovernment -----	2	(D)	(D)	(D)	EE
8063 pt.	Psychiatric hospitals, government -----	2	(D)	(D)	(D)	FF
8069 pt.	Specialty hospitals, except psychiatric -----	4	(D)	(D)	(D)	HH
8069 pt.	Specialty hospitals, except psychiatric; nongovernment -----	4	(D)	(D)	(D)	HH
8069 pt.	Specialty hospitals, except psychiatric; government -----	-	-	-	-	-
808, 9	Other health services -----	76	(D)	(D)	(D)	GG
808	Home health care services -----	11	(D)	(D)	(D)	FF
809	Miscellaneous health and allied services, n.e.c. -----	65	(D)	(D)	(D)	GG
8092	Kidney dialysis centers -----	5	(D)	(D)	(D)	CC
8093	Specialty outpatient facilities, n.e.c. -----	46	(D)	(D)	(D)	FF
8099	Health and allied services, n.e.c. -----	14	(D)	(D)	(D)	EE
8111 pt.	Legal aid societies and similar legal services -----	9	(D)	(D)	(D)	CC

OH-174 OHIO

SERVICE INDUSTRIES—GEOGRAPHIC AREA SERIES

Table 7b. Summary Statistics for Firms Exempt From Federal Income Tax for Metropolitan Areas: 1992—Con.

[Includes only establishments with payroll. For meaning of abbreviations and symbols, see introductory text. For explanation of terms and comparability of 1987 and 1992 censuses, see appendix A. For definitions of CMSA's, MSA's, and PMSA's, see appendix D]

SIC code	Geographic area and kind of business or operation	Establishments (number)	Revenue (\$1,000)	Annual payroll (\$1,000)	First-quarter payroll (\$1,000)	Paid employees for pay period including March 12 (number)
CINCINNATI-HAMILTON, OH-KY-IN CMSA—Con.						
823, 4, 9	Selected educational services -----	31	(D)	(D)	(D)	EE
823	Libraries -----	6	(D)	(D)	(D)	BB
824	Vocational schools -----	11	2 122	867	200	57
8243	Data processing schools -----	—	—	—	—	—
8244	Business and secretarial schools -----	—	—	—	—	—
8249	Vocational schools, n.e.c. -----	11	2 122	867	200	57
829	Schools and educational services, n.e.c. -----	14	(D)	(D)	(D)	CC
83	Social services -----	634	345 770	138 430	32 856	10 206
835	Child day care services -----	99	15 713	8 544	2 091	943
832, 3, 6, 9	Other social services -----	535	330 057	129 886	30 765	9 263
832	Individual and family social services -----	226	101 511	45 559	11 127	2 921
833	Job training and vocational rehabilitation services -----	39	30 910	17 661	3 442	1 995
836	Residential care -----	170	86 720	40 554	9 902	2 788
839	Social services, n.e.c. -----	100	110 916	26 112	6 294	1 559
861, 2, 4, 9	Selected membership organizations -----	415	230 831	56 238	13 876	4 119
861	Business associations -----	46	22 003	6 736	1 687	265
864	Civic, social, and fraternal associations -----	274	161 120	34 896	8 515	3 033
862, 9	Other membership organizations -----	95	47 708	14 606	3 674	821
862	Professional membership organizations -----	31	(D)	(D)	(D)	EE
869	Membership organizations, n.e.c. -----	64	(D)	(D)	(D)	FF
873, 4 ex. 8744	Research, testing, and consulting services, except facilities support management services -----	38	40 145	15 913	3 698	428
873	Research, development, and testing services -----	24	10 993	4 602	1 123	173
8731	Commercial physical and biological research -----	2	(D)	(D)	(D)	BB
8732	Commercial economic, sociological, and educational research -----	3	331	168	36	7
8733	Noncommercial research organizations -----	18	(D)	(D)	(D)	CC
8734	Testing laboratories -----	1	(D)	(D)	(D)	AA
874 ex. 8744	Management and public relations services, except facilities support management services -----	14	29 152	11 311	2 575	255
8741	Management services -----	8	(D)	(D)	(D)	CC
8742	Management consulting services -----	2	(D)	(D)	(D)	AA
8743	Public relations services -----	—	—	—	—	—
8748	Business consulting services, n.e.c. -----	4	(D)	(D)	(D)	BB
Cincinnati, OH-KY-IN PMSA						
	Total -----	1 270	3 057 359	1 286 610	313 397	58 482
7032, 704	Camps and membership lodging -----	15	2 696	647	140	55
7032	Sporting and recreational camps -----	4	(D)	(D)	(D)	BB
704	Organization hotels and lodging houses, on membership basis -----	11	(D)	(D)	(D)	AA
792, 7991 pt., 7997, 7999 pt., 84	Selected amusement, recreation, and related services -----	112	123 099	47 589	10 368	2 769
792	Theatrical producers (except motion picture), bands, orchestras, and entertainers -----	14	33 033	14 062	3 439	881
7922	Theatrical producers (except motion picture) and miscellaneous theatrical services -----	8	7 034	3 795	936	394
7922 pt.	Producers of live theatrical productions -----	6	(D)	(D)	(D)	EE
7922 pt.	Producers of radio and television shows, except tape -----	—	—	—	—	—
7922 pt.	Artists' and entertainers' managers or agents, concert bureaus, booking agents -----	1	(D)	(D)	(D)	CC
7922 pt.	Other theatrical services -----	1	(D)	(D)	(D)	AA
7929	Bands, orchestras, actors, and other entertainers and entertainment groups -----	6	25 999	10 267	2 503	487
7929 pt.	Dance groups and artists -----	1	(D)	(D)	(D)	BB
7929 pt.	Symphony orchestras, opera companies, and chamber music organizations -----	5	(D)	(D)	(D)	EE
7929 pt.	Other music groups and artists -----	—	—	—	—	—
7929 pt.	Other entertainers and entertainment groups -----	—	—	—	—	—
7991 pt., 7997	Gymnasiums, athletic clubs, and membership sports and recreation clubs -----	72	46 280	18 122	3 294	986
7991 pt.	Gymnasiums and athletic clubs -----	1	(D)	(D)	(D)	BB
7997	Membership sports and recreation clubs -----	71	(D)	(D)	(D)	FF
7999 pt.	Fairs -----	3	1 327	184	23	54
84	Museums, art galleries, and botanical and zoological gardens -----	23	42 459	15 221	3 612	848
841	Museums and art galleries -----	20	(D)	(D)	(D)	FF
842	Arboreta and botanical or zoological gardens -----	3	(D)	(D)	(D)	EE

SERVICE INDUSTRIES—GEOGRAPHIC AREA SERIES

OHIO OH-175

Table 7b. Summary Statistics for Firms Exempt From Federal Income Tax for Metropolitan Areas: 1992—Con.

[Includes only establishments with payroll. For meaning of abbreviations and symbols, see introductory text. For explanation of terms and comparability of 1987 and 1992 censuses, see appendix A. For definitions of CMSA's, MSA's, and PMSA's, see appendix D]

SIC code	Geographic area and kind of business or operation	Establishments (number)	Revenue (\$1,000)	Annual payroll (\$1,000)	First-quarter payroll (\$1,000)	Paid employees for pay period including March 12 (number)
CINCINNATI-HAMILTON, OH-KY-IN CMSA—Con.						
Cincinnati, OH-KY-IN PMSA—Con.						
8011 pt.; 8021 pt.; 805, 6, 8, 9	Selected health services	185	2 362 895	1 039 843	254 872	42 344
8011 pt., 8021 pt.	Clinics of doctors of medicine and dentists	40	66 092	29 134	7 500	889
8011 pt. 8021 pt.	General medical clinics	39	(D)	(D)	(D)	FF
	Dental clinics	1	(D)	(D)	(D)	AA
805	Nursing and personal care facilities	59	159 673	83 668	19 676	5 511
8051	Skilled nursing care facilities	30	128 330	67 240	15 777	4 440
8052	Intermediate care facilities	28	(D)	(D)	(D)	GG
8059	Nursing and personal care facilities, n.e.c.	1	(D)	(D)	(D)	AA
806	Hospitals	27	2 060 977	890 456	218 924	34 051
8062	General medical and surgical hospitals	19	(D)	(D)	(D)	KK
8062 pt.	General medical and surgical hospitals, nongovernment	15	1 326 109	549 185	132 446	22 851
8062 pt.	General medical and surgical hospitals, government	4	(D)	(D)	(D)	II
8063, 9	Specialty hospitals	8	(D)	(D)	(D)	II
8063	Psychiatric hospitals	4	48 377	36 339	9 193	1 039
8063 pt.	Psychiatric hospitals, nongovernment	2	(D)	(D)	(D)	EE
8063 pt.	Psychiatric hospitals, government	2	(D)	(D)	(D)	FF
8069	Specialty hospitals, except psychiatric	4	(D)	(D)	(D)	HH
8069 pt.	Specialty hospitals, except psychiatric; nongovernment	4	(D)	(D)	(D)	HH
8069 pt.	Specialty hospitals, except psychiatric; government	—	—	—	—	—
808, 9	Other health services	59	76 153	36 585	8 772	1 893
808	Home health care services	8	19 720	10 989	2 636	697
809	Miscellaneous health and allied services, n.e.c.	51	56 433	25 596	6 136	1 196
8092	Kidney dialysis centers	4	(D)	(D)	(D)	CC
8093	Specialty outpatient facilities, n.e.c.	36	33 376	13 981	3 266	675
8099	Health and allied services, n.e.c.	11	(D)	(D)	(D)	EE
8111 pt.	Legal aid societies and similar legal services	7	4 534	2 719	653	94
823, 4, 9	Selected educational services	28	9 124	3 913	1 424	246
823	Libraries	5	2 242	440	108	28
824	Vocational schools	11	2 122	867	200	57
8243	Data processing schools	—	—	—	—	—
8244	Business and secretarial schools	—	—	—	—	—
8249	Vocational schools, n.e.c.	11	2 122	867	200	57
829	Schools and educational services, n.e.c.	12	4 760	2 606	1 116	161
83	Social services	561	323 003	129 205	30 612	9 258
835	Child day care services	84	14 328	7 788	1 902	832
832, 3, 6, 9	Other social services	477	308 675	121 417	28 710	8 426
832	Individual and family social services	194	90 368	40 339	9 891	2 597
833	Job training and vocational rehabilitation services	34	30 078	17 239	3 346	1 671
836	Residential care	160	83 333	38 866	9 487	2 665
839	Social services, n.e.c.	89	104 896	24 973	5 986	1 493
861, 2, 4, 9	Selected membership organizations	329	194 177	47 271	11 743	3 329
861	Business associations	42	21 397	6 519	1 631	253
864	Civic, social, and fraternal associations	211	135 645	28 342	6 968	2 382
862, 9	Other membership organizations	76	37 135	12 410	3 144	694
862	Professional membership organizations	22	15 807	4 592	1 281	227
869	Membership organizations, n.e.c.	54	21 328	7 818	1 863	467
873, 4 ex. 8744	Research, testing, and consulting services, except facilities support management services	33	37 831	15 423	3 585	387
873	Research, development, and testing services	21	(D)	(D)	(D)	CC
8731	Commercial physical and biological research	2	(D)	(D)	(D)	BB
8732	Commercial economic, sociological, and educational research	3	331	168	36	7
8733	Noncommercial research organizations	15	6 265	2 592	539	81
8734	Testing laboratories	1	(D)	(D)	(D)	AA
874 ex. 8744	Management and public relations services, except facilities support management services	12	(D)	(D)	(D)	CC
8741	Management services	6	21 050	8 743	1 939	163
8742	Management consulting services	2	(D)	(D)	(D)	AA
8743	Public relations services	—	—	—	—	—
8748	Business consulting services, n.e.c.	4	(D)	(D)	(D)	BB

Table 7b. Summary Statistics for Firms Exempt From Federal Income Tax for Metropolitan Areas: 1992—Con.

[Includes only establishments with payroll. For meaning of abbreviations and symbols, see introductory text. For explanation of terms and comparability of 1987 and 1992 censuses, see appendix A. For definitions of CMSA's, MSA's, and PMSA's, see appendix D]

SIC code	Geographic area and kind of business or operation	Establishments (number)	Revenue (\$1,000)	Annual payroll (\$1,000)	First-quarter payroll (\$1,000)	Paid employees for pay period including March 12 (number)
CINCINNATI-HAMILTON, OH-KY-IN CMSA—Con.						
Hamilton-Middletown, OH PMSA						
	Total	228	320 558	131 764	29 356	7 429
7032, 704	Camps and membership lodging	15	2 491	224	67	26
792, 7991 pt., 7997, 7999 pt., 84	Selected amusement, recreation, and related services	14	4 133	1 493	285	82
8011 pt.; 8021 pt.; 805, 6, 8, 9	Selected health services	30	251 023	110 893	24 397	5 518
8111 pt.	Legal aid societies and similar legal services	2	(D)	(D)	(D)	AA
823, 4, 9	Selected educational services	3	(D)	(D)	(D)	AA
83	Social services	73	22 767	9 225	2 244	948
835	Child day care services	15	1 385	756	189	111
832, 3, 6, 9	Other social services	58	21 382	8 469	2 055	837
861, 2, 4, 9	Selected membership organizations	86	36 654	8 967	2 133	790
873, 4 ex. 8744	Research, testing, and consulting services, except facilities support management services	5	2 314	490	113	41
CLEVELAND-AKRON, OH CMSA						
	Total	2 241	6 624 221	2 782 786	675 079	118 272
7032, 704	Camps and membership lodging	27	4 666	1 474	210	111
7032	Sporting and recreational camps	15	(D)	(D)	(D)	BB
704	Organization hotels and lodging houses, on membership basis	12	(D)	(D)	(D)	BB
792, 7991 pt., 7997, 7999 pt., 84	Selected amusement, recreation, and related services	141	194 535	82 031	18 411	4 722
792	Theatrical producers (except motion picture), bands, orchestras, and entertainers	25	59 324	25 574	6 431	1 305
7922	Theatrical producers (except motion picture) and miscellaneous theatrical services	11	22 873	8 439	2 042	492
7922 pt.	Producers of live theatrical productions	7	(D)	(D)	(D)	EE
7922 pt.	Producers of radio and television shows, except tape	—	—	—	—	—
7922 pt.	Artists' and entertainers' managers or agents, concert bureaus, booking agents	1	(D)	(D)	(D)	AA
7922 pt.	Other theatrical services	3	(D)	(D)	(D)	CC
7929	Bands, orchestras, actors, and other entertainers and entertainment groups	14	36 451	17 135	4 389	813
7929 pt.	Dance groups and artists	3	(D)	(D)	(D)	CC
7929 pt.	Symphony orchestras, opera companies, and chamber music organizations	6	(D)	(D)	(D)	FF
7929 pt.	Other music groups and artists	5	(D)	(D)	(D)	BB
7929 pt.	Other entertainers and entertainment groups	—	—	—	—	—
7991 pt., 7997	Gymnasiums, athletic clubs, and membership sports and recreation clubs	70	87 178	35 853	7 177	2 367
7991 pt.	Gymnasiums and athletic clubs	1	(D)	(D)	(D)	AA
7997	Membership sports and recreation clubs	69	(D)	(D)	(D)	GG
7999 pt.	Fairs	7	(D)	(D)	(D)	BB
84	Museums, art galleries, and botanical and zoological gardens	39	(D)	(D)	(D)	GG
841	Museums and art galleries	32	(D)	(D)	(D)	FF
842	Arboreta and botanical or zoological gardens	7	(D)	(D)	(D)	CC
8011 pt.; 8021 pt.; 805, 6, 8, 9	Selected health services	290	5 381 066	2 326 225	567 082	85 801
8011 pt., 8021 pt.	Clinics of doctors of medicine and dentists	49	478 665	79 461	17 940	3 473
8011 pt.	General medical clinics	48	(D)	(D)	(D)	HH
8021 pt.	Dental clinics	1	(D)	(D)	(D)	AA
805	Nursing and personal care facilities	92	206 175	108 626	26 065	6 921
8051	Skilled nursing care facilities	24	138 402	74 164	18 032	4 625
8052	Intermediate care facilities	61	(D)	(D)	(D)	GG
8059	Nursing and personal care facilities, n.e.c.	7	(D)	(D)	(D)	EE
806	Hospitals	55	4 534 031	2 066 030	506 477	72 307
8062	General medical and surgical hospitals	45	(D)	(D)	(D)	LL
8062 pt.	General medical and surgical hospitals, nongovernment	42	(D)	(D)	(D)	LL
8062 pt.	General medical and surgical hospitals, government	3	(D)	(D)	(D)	II
8063, 9	Specialty hospitals	10	(D)	(D)	(D)	HH
8063	Psychiatric hospitals	5	(D)	(D)	(D)	GG
8063 pt.	Psychiatric hospitals, nongovernment	1	(D)	(D)	(D)	EE
8063 pt.	Psychiatric hospitals, government	4	(D)	(D)	(D)	GG
8069	Specialty hospitals, except psychiatric	5	167 491	76 173	18 910	2 564
8069 pt.	Specialty hospitals, except psychiatric; nongovernment	4	(D)	(D)	(D)	GG
8069 pt.	Specialty hospitals, except psychiatric; government	1	(D)	(D)	(D)	EE

Table 7b. Summary Statistics for Firms Exempt From Federal Income Tax for Metropolitan Areas: 1992—Con.

[Includes only establishments with payroll. For meaning of abbreviations and symbols, see introductory text. For explanation of terms and comparability of 1987 and 1992 censuses, see appendix A. For definitions of CMSA's, MSA's, and PMSA's, see appendix D]

SIC code	Geographic area and kind of business or operation	Establishments (number)	Revenue (\$1,000)	Annual payroll (\$1,000)	First-quarter payroll (\$1,000)	Paid employees for pay period including March 12 (number)
CLEVELAND—AKRON, OH CMSA—Con.						
8011 pt.; 8021 pt.; 805, 6, 8, 9	Selected health services—Con.					
808, 9	Other health services	94	162 195	72 108	16 600	3 100
808	Home health care services	22	(D)	(D)	(D)	GG
809	Miscellaneous health and allied services, n.e.c.	72	(D)	(D)	(D)	GG
8092	Kidney dialysis centers	4	(D)	(D)	(D)	CC
8093	Specialty outpatient facilities, n.e.c.	54	(D)	(D)	(D)	FF
8099	Health and allied services, n.e.c.	14	(D)	(D)	(D)	FF
8111 pt.	Legal aid societies and similar legal services	17	(D)	(D)	(D)	CC
823, 4, 9	Selected educational services	56	16 801	6 803	1 728	705
823	Libraries.....	3	(D)	(D)	(D)	AA
824	Vocational schools	14	5 839	2 173	501	110
8243	Data processing schools	—	—	—	—	—
8244	Business and secretarial schools	—	—	—	—	—
8249	Vocational schools, n.e.c.	14	5 839	2 173	501	110
829	Schools and educational services, n.e.c.	39	(D)	(D)	(D)	FF
83	Social services	948	650 963	249 486	59 726	20 100
835	Child day care services	196	35 884	20 029	4 782	2 051
832, 3, 6, 9	Other social services	752	615 079	229 457	54 944	18 049
832	Individual and family social services	330	209 656	100 067	24 042	6 768
833	Job training and vocational rehabilitation services	62	92 377	29 184	6 810	5 433
836	Residential care	153	114 014	56 971	13 543	3 341
839	Social services, n.e.c.	207	199 032	43 235	10 549	2 507
861, 2, 4, 9	Selected membership organizations	724	271 521	82 317	19 717	5 775
861	Business associations	113	64 831	20 090	4 800	758
864	Civic, social, and fraternal associations	457	112 930	34 143	8 131	3 535
862, 9	Other membership organizations	154	93 760	28 084	6 786	1 482
862	Professional membership organizations	57	35 563	10 378	2 699	442
869	Membership organizations, n.e.c.	97	58 197	17 706	4 087	1 040
873, 4 ex. 8744	Research, testing, and consulting services, except facilities support management services	38	(D)	(D)	(D)	FF
873	Research, development, and testing services	29	(D)	(D)	(D)	FF
8731	Commercial physical and biological research	1	(D)	(D)	(D)	AA
8732	Commercial economic, sociological, and educational research	4	(D)	(D)	(D)	AA
8733	Noncommercial research organizations	21	(D)	(D)	(D)	EE
8734	Testing laboratories	3	(D)	(D)	(D)	CC
874 ex. 8744	Management and public relations services, except facilities support management services	9	(D)	(D)	(D)	EE
8741	Management services	5	(D)	(D)	(D)	EE
8742	Management consulting services	3	(D)	(D)	(D)	AA
8743	Public relations services	1	(D)	(D)	(D)	AA
8748	Business consulting services, n.e.c.	—	—	—	—	—
Akron, OH PMSA						
	Total	516	1 188 712	512 253	124 435	22 975
7032, 704	Camps and membership lodging	7	1 108	331	84	46
792, 7991 pt., 7997, 7999 pt., 84	Selected amusement, recreation, and related services	29	23 309	9 061	1 886	650
8011 pt.; 8021 pt.; 805, 6, 8, 9	Selected health services	49	963 900	426 812	104 940	16 195
8011 pt., 8021 pt., 805	Clinics of doctors of medicine and dentists	6	44 706	7 828	1 810	404
806	Nursing and personal care facilities	17	28 937	13 992	3 265	956
806	Hospitals	11	866 266	392 249	96 992	14 291
8062	General medical and surgical hospitals	6	686 480	292 726	71 834	11 373
8063, 9	Specialty hospitals	5	179 786	99 523	25 158	2 918
808, 9	Other health services	15	23 991	12 743	2 873	544
8111 pt.	Legal aid societies and similar legal services	3	(D)	(D)	(D)	BB
823, 4, 9	Selected educational services	11	2 929	1 016	268	59
83	Social services	208	140 246	58 360	13 374	4 579
835	Child day care services	36	5 095	2 841	709	386
832, 3, 6, 9	Other social services	172	135 151	55 519	12 665	4 193
832	Individual and family social services	72	69 325	32 335	7 255	1 966
833	Job training and vocational rehabilitation services	14	7 426	3 941	880	947
836	Residential care	51	31 167	13 609	3 161	941
839	Social services, n.e.c.	35	27 233	5 634	1 369	339
861, 2, 4, 9	Selected membership organizations	205	55 065	15 584	3 636	1 399
861	Business associations	24	10 884	2 339	547	108
864	Civic, social, and fraternal associations	149	33 543	9 959	2 341	1 070
862, 9	Other membership organizations	32	10 638	3 286	748	221

Table 7b. Summary Statistics for Firms Exempt From Federal Income Tax for Metropolitan Areas: 1992—Con.

[Includes only establishments with payroll. For meaning of abbreviations and symbols, see introductory text. For explanation of terms and comparability of 1987 and 1992 censuses, see appendix A. For definitions of CMSA's, MSA's, and PMSA's, see appendix D]

SIC code	Geographic area and kind of business or operation	Establishments (number)	Revenue (\$1,000)	Annual payroll (\$1,000)	First-quarter payroll (\$1,000)	Paid employees for pay period including March 12 (number)
	CLEVELAND—AKRON, OH CMSA—Con.					
	Akron, OH PMSA—Con.					
873, 4 ex. 8744	Research, testing, and consulting services, except facilities support management services	4	(D)	(D)	(D)	AA
873	Research, development, and testing services	3	(D)	(D)	(D)	AA
874 ex. 8744	Management and public relations services, except facilities support management services	1	(D)	(D)	(D)	AA
	Cleveland—Lorain—Elyria, OH PMSA					
	Total	1 725	5 435 509	2 270 533	550 644	95 297
7032, 704	Camps and membership lodging	20	3 558	1 143	126	65
7032	Sporting and recreational camps	13	2 831	1 053	101	45
704	Organization hotels and lodging houses, on membership basis	7	727	90	25	20
792, 7991 pt., 7997, 7999 pt., 84	Selected amusement, recreation, and related services	112	171 226	72 970	16 525	4 072
792	Theatrical producers (except motion picture), bands, orchestras, and entertainers	18	55 189	24 145	6 033	1 114
7922	Theatrical producers (except motion picture) and miscellaneous theatrical services	8	21 449	8 098	1 943	460
7922 pt.	Producers of live theatrical productions	5	(D)	(D)	(D)	EE
7922 pt.	Producers of radio and television shows, except tape	—	—	—	—	—
7922 pt.	Artists' and entertainers' managers or agents, concert bureaus, booking agents	1	(D)	(D)	(D)	AA
7922 pt.	Other theatrical services	2	(D)	(D)	(D)	CC
7929	Bands, orchestras, actors, and other entertainers and entertainment groups	10	33 740	16 047	4 090	654
7929 pt.	Dance groups and artists	1	(D)	(D)	(D)	CC
7929 pt.	Symphony orchestras, opera companies, and chamber music organizations	5	(D)	(D)	(D)	EE
7929 pt.	Other music groups and artists	4	(D)	(D)	(D)	BB
7929 pt.	Other entertainers and entertainment groups	—	—	—	—	—
7991 pt., 7997	Gymnasiums, athletic clubs, and membership sports and recreation clubs	57	74 529	30 804	6 272	2 076
7991 pt.	Gymnasiums and athletic clubs	1	(D)	(D)	(D)	AA
7997	Membership sports and recreation clubs	56	(D)	(D)	(D)	GG
7999 pt.	Fairs	6	3 513	574	83	45
84	Museums, art galleries, and botanical and zoological gardens	31	37 995	17 447	4 137	837
841	Museums and art galleries	25	31 558	15 213	3 619	713
842	Arboreta and botanical or zoological gardens	6	6 437	2 234	518	124
8011 pt.; 8021 pt.; 805, 6, 8, 9	Selected health services	241	4 417 166	1 899 413	462 142	69 606
8011 pt., 8021 pt.	Clinics of doctors of medicine and dentists	43	433 959	71 633	16 130	3 069
8011 pt.	General medical clinics	42	(D)	(D)	(D)	HH
8021 pt.	Dental clinics	1	(D)	(D)	(D)	AA
805	Nursing and personal care facilities	75	177 238	94 634	22 800	5 965
8051	Skilled nursing care facilities	19	118 912	64 712	15 837	3 994
8052	Intermediate care facilities	49	(D)	(D)	(D)	GG
8059	Nursing and personal care facilities, n.e.c.	7	(D)	(D)	(D)	EE
806	Hospitals	44	3 667 765	1 673 781	409 485	58 016
8062	General medical and surgical hospitals	39	(D)	(D)	(D)	LL
8062 pt.	General medical and surgical hospitals, nongovernment	37	3 104 592	1 361 168	336 527	48 336
8062 pt.	General medical and surgical hospitals, government	2	(D)	(D)	(D)	II
8063, 9	Specialty hospitals	5	(D)	(D)	(D)	GG
8063	Psychiatric hospitals	2	(D)	(D)	(D)	FF
8063 pt.	Psychiatric hospitals, nongovernment	1	(D)	(D)	(D)	EE
8063 pt.	Psychiatric hospitals, government	1	(D)	(D)	(D)	EE
8069	Specialty hospitals, except psychiatric	3	(D)	(D)	(D)	FF
8069 pt.	Specialty hospitals, except psychiatric; nongovernment	3	(D)	(D)	(D)	FF
8069 pt.	Specialty hospitals, except psychiatric; government	—	—	—	—	—
808, 9	Other health services	79	138 204	59 365	13 727	2 556
808	Home health care services	15	50 004	25 512	5 419	1 055
809	Miscellaneous health and allied services, n.e.c.	64	88 200	33 853	8 308	1 501
8092	Kidney dialysis centers	4	(D)	(D)	(D)	CC
8093	Specialty outpatient facilities, n.e.c.	46	32 712	15 366	3 786	710
8099	Health and allied services, n.e.c.	14	(D)	(D)	(D)	FF
8111 pt.	Legal aid societies and similar legal services	14	6 994	3 957	955	131
823, 4, 9	Selected educational services	45	13 872	5 787	1 460	646
823	Libraries	1	(D)	(D)	(D)	AA
824	Vocational schools	10	4 448	1 631	364	81
8243	Data processing schools	—	—	—	—	—
8244	Business and secretarial schools	—	—	—	—	—
8249	Vocational schools, n.e.c.	10	4 448	1 631	364	81
829	Schools and educational services, n.e.c.	34	(D)	(D)	(D)	FF

SERVICE INDUSTRIES—GEOGRAPHIC AREA SERIES

OHIO OH-179

Table 7b. Summary Statistics for Firms Exempt From Federal Income Tax for Metropolitan Areas: 1992—Con.

[Includes only establishments with payroll. For meaning of abbreviations and symbols, see introductory text. For explanation of terms and comparability of 1987 and 1992 censuses, see appendix A. For definitions of CMSA's, MSA's, and PMSA's, see appendix D]

SIC code	Geographic area and kind of business or operation	Establishments (number)	Revenue (\$1,000)	Annual payroll (\$1,000)	First-quarter payroll (\$1,000)	Paid employees for pay period including March 12 (number)
CLEVELAND—AKRON, OH CMSA—Con.						
Cleveland—Lorain—Elyria, OH PMSA—Con.						
83	Social services	740	510 717	191 126	46 352	15 521
835	Child day care services	160	30 789	17 188	4 073	1 665
832, 3, 6, 9	Other social services	580	479 928	173 938	42 279	13 856
832	Individual and family social services	258	140 331	67 732	16 787	4 802
833	Job training and vocational rehabilitation services	48	84 951	25 243	5 930	4 486
836	Residential care	102	82 847	43 362	10 382	2 400
839	Social services, n.e.c.	172	171 799	37 601	9 180	2 168
861, 2, 4, 9	Selected membership organizations	519	216 456	66 733	16 081	4 376
861	Business associations	89	53 947	17 751	4 253	650
864	Civic, social, and fraternal associations	308	79 387	24 184	5 790	2 465
862, 9	Other membership organizations	122	83 122	24 798	6 038	1 261
862	Professional membership organizations	42	31 912	9 228	2 395	359
869	Membership organizations, n.e.c.	80	51 210	15 570	3 643	902
873, 4 ex. 8744	Research, testing, and consulting services, except facilities support management services	34	95 520	29 404	7 003	880
873	Research, development, and testing services	26	(D)	(D)	(D)	FF
8731	Commercial physical and biological research	1	(D)	(D)	(D)	AA
8732	Commercial economic, sociological, and educational research	3	(D)	(D)	(D)	AA
8733	Noncommercial research organizations	19	(D)	(D)	(D)	EE
8734	Testing laboratories	3	(D)	(D)	(D)	CC
874 ex. 8744	Management and public relations services, except facilities support management services	8	(D)	(D)	(D)	EE
8741	Management services	5	(D)	(D)	(D)	EE
8742	Management consulting services	2	(D)	(D)	(D)	AA
8743	Public relations services	1	(D)	(D)	(D)	AA
8748	Business consulting services, n.e.c.	—	—	—	—	—
COLUMBUS, OH MSA						
Total		1 317	2 751 127	1 081 385	260 348	50 108
7032, 704	Camps and membership lodging	48	9 980	2 494	559	231
7032	Sporting and recreational camps	8	1 471	470	65	21
704	Organization hotels and lodging houses, on membership basis	40	8 509	2 024	494	210
792, 7991 pt., 7997, 7999 pt., 84	Selected amusement, recreation, and related services	86	90 331	38 319	8 299	2 358
792	Theatrical producers (except motion picture), bands, orchestras, and entertainers	22	21 697	8 563	2 150	687
7922	Theatrical producers (except motion picture) and miscellaneous theatrical services	9	5 246	1 971	505	131
7922 pt.	Producers of live theatrical productions	5	3 621	1 540	453	109
7922 pt.	Producers of radio and television shows, except tape	1	(D)	(D)	(D)	AA
7922 pt.	Artists' and entertainers' managers or agents, concert bureaus, booking agents	1	(D)	(D)	(D)	AA
7922 pt.	Other theatrical services	2	(D)	(D)	(D)	AA
7929	Bands, orchestras, actors, and other entertainers and entertainment groups	13	16 451	6 592	1 645	556
7929 pt.	Dance groups and artists	3	(D)	(D)	(D)	CC
7929 pt.	Symphony orchestras, opera companies, and chamber music organizations	4	(D)	(D)	(D)	CC
7929 pt.	Other music groups and artists	5	(D)	(D)	(D)	CC
7929 pt.	Other entertainers and entertainment groups	1	(D)	(D)	(D)	AA
7991 pt., 7997	Gymnasiums, athletic clubs, and membership sports and recreation clubs	46	44 143	18 133	3 425	1 030
7991 pt.	Gymnasiums and athletic clubs	1	(D)	(D)	(D)	AA
7997	Membership sports and recreation clubs	45	(D)	(D)	(D)	GG
7999 pt.	Fairs	4	1 350	202	30	19
84	Museums, art galleries, and botanical and zoological gardens	14	23 141	11 421	2 694	622
841	Museums and art galleries	12	(D)	(D)	(D)	FF
842	Arboreta and botanical or zoological gardens	2	(D)	(D)	(D)	BB

Table 7b. Summary Statistics for Firms Exempt From Federal Income Tax for Metropolitan Areas: 1992—Con.

[Includes only establishments with payroll. For meaning of abbreviations and symbols, see introductory text. For explanation of terms and comparability of 1987 and 1992 censuses, see appendix A. For definitions of CMSA's, MSA's, and PMSA's, see appendix D]

SIC code	Geographic area and kind of business or operation	Establishments (number)	Revenue (\$1,000)	Annual payroll (\$1,000)	First-quarter payroll (\$1,000)	Paid employees for pay period including March 12 (number)
	COLUMBUS, OH MSA—Con.					
8011 pt.; 8021 pt.; 805, 6, 8, 9	Selected health services -----	157	1 918 089	792 280	192 718	32 103
8011 pt., 8021 pt.	Clinics of doctors of medicine and dentists -----	18	26 310	11 307	2 667	326
8011 pt.	General medical clinics -----	18	26 310	11 307	2 667	326
8021 pt.	Dental clinics -----	—	—	—	—	—
805	Nursing and personal care facilities -----	64	116 776	59 147	14 099	4 037
8051	Skilled nursing care facilities -----	19	82 734	38 933	9 424	2 650
8052	Intermediate care facilities -----	44	(D)	(D)	(D)	GG
8059	Nursing and personal care facilities, n.e.c. -----	1	(D)	(D)	(D)	BB
806	Hospitals -----	20	1 720 110	696 647	169 994	26 281
8062	General medical and surgical hospitals -----	14	(D)	(D)	(D)	JJ
8062 pt.	General medical and surgical hospitals, nongovernment -----	11	1 087 590	424 669	103 843	15 901
8062 pt.	General medical and surgical hospitals, government -----	3	(D)	(D)	(D)	II
8063, 9	Specialty hospitals -----	6	(D)	(D)	(D)	HH
8063	Psychiatric hospitals -----	2	(D)	(D)	(D)	GG
8063 pt.	Psychiatric hospitals, nongovernment -----	1	(D)	(D)	(D)	EE
8063 pt.	Psychiatric hospitals, government -----	1	(D)	(D)	(D)	FF
8069	Specialty hospitals, except psychiatric -----	4	(D)	(D)	(D)	HH
8069 pt.	Specialty hospitals, except psychiatric; nongovernment -----	3	(D)	(D)	(D)	HH
8069 pt.	Specialty hospitals, except psychiatric; government -----	1	(D)	(D)	(D)	FF
808, 9	Other health services -----	55	54 893	25 179	5 958	1 459
808	Home health care services -----	8	13 972	6 837	1 571	511
809	Miscellaneous health and allied services, n.e.c. -----	47	40 921	18 342	4 387	948
8092	Kidney dialysis centers -----	—	—	—	—	—
8093	Specialty outpatient facilities, n.e.c. -----	39	31 245	15 282	3 671	815
8099	Health and allied services, n.e.c. -----	8	9 676	3 060	716	133
8111 pt.	Legal aid societies and similar legal services -----	7	8 280	5 341	1 206	203
823, 4, 9	Selected educational services -----	37	9 852	3 561	832	207
823	Libraries -----	1	(D)	(D)	(D)	AA
824	Vocational schools -----	10	2 852	1 083	267	68
8243	Data processing schools -----	—	—	—	—	—
8244	Business and secretarial schools -----	—	—	—	—	—
8249	Vocational schools, n.e.c. -----	10	2 852	1 083	267	68
829	Schools and educational services, n.e.c. -----	26	(D)	(D)	(D)	CC
83	Social services -----	457	356 649	132 695	30 779	9 444
835	Child day care services -----	74	22 270	12 595	2 761	907
832, 3, 6, 9	Other social services -----	383	334 379	120 100	28 018	8 537
832	Individual and family social services -----	168	127 653	56 916	13 173	3 162
833	Job training and vocational rehabilitation services -----	34	36 839	17 639	3 909	2 677
836	Residential care -----	81	42 837	18 375	4 458	1 329
839	Social services, n.e.c. -----	100	127 050	27 170	6 478	1 369
861, 2, 4, 9	Selected membership organizations -----	497	342 844	100 069	24 309	5 346
861	Business associations -----	115	126 829	36 965	8 919	1 626
864	Civic, social, and fraternal associations -----	237	76 503	19 972	4 928	1 853
862, 9	Other membership organizations -----	145	139 512	43 132	10 462	1 867
862	Professional membership organizations -----	60	75 724	20 813	5 096	691
869	Membership organizations, n.e.c. -----	85	63 788	22 319	5 366	1 176
873, 4 ex. 8744	Research, testing, and consulting services, except facilities support management services -----	28	15 102	6 626	1 646	216
873	Research, development, and testing services -----	19	12 372	5 143	1 276	184
8731	Commercial physical and biological research -----	2	(D)	(D)	(D)	BB
8732	Commercial economic, sociological, and educational research -----	3	(D)	(D)	(D)	BB
8733	Noncommercial research organizations -----	12	3 063	1 192	295	57
8734	Testing laboratories -----	2	(D)	(D)	(D)	BB
874 ex. 8744	Management and public relations services, except facilities support management services -----	9	2 730	1 483	370	32
8741	Management services -----	4	(D)	(D)	(D)	AA
8742	Management consulting services -----	1	(D)	(D)	(D)	AA
8743	Public relations services -----	1	(D)	(D)	(D)	AA
8748	Business consulting services, n.e.c. -----	3	(D)	(D)	(D)	BB
	DAYTON—SPRINGFIELD, OH MSA					
	Total -----	730	2 037 010	850 967	210 538	37 814
7032, 704	Camps and membership lodging -----	16	1 763	385	65	44
792, 7991 pt., 7997, 7999 pt., 84	Selected amusement, recreation, and related services -----	75	47 503	16 031	3 124	1 267

Table 7b. Summary Statistics for Firms Exempt From Federal Income Tax for Metropolitan Areas: 1992—Con.

[Includes only establishments with payroll. For meaning of abbreviations and symbols, see introductory text. For explanation of terms and comparability of 1987 and 1992 censuses, see appendix A. For definitions of CMSA's, MSA's, and PMSA's, see appendix D]

SIC code	Geographic area and kind of business or operation	Establishments (number)	Revenue (\$1,000)	Annual payroll (\$1,000)	First-quarter payroll (\$1,000)	Paid employees for pay period including March 12 (number)
DAYTON-SPRINGFIELD, OH MSA—Con.						
8011 pt.; 8021 pt.; 805, 6, 8, 9	Selected health services	97	1 673 196	741 360	185 149	29 222
8011 pt., 8021 pt. 805	Clinics of doctors of medicine and dentists	6	(D)	(D)	(D)	BB
806 8062 8063, 9	Nursing and personal care facilities	47	135 426	56 074	13 600	3 871
	Hospitals	17	1 509 343	670 963	167 841	24 515
	General medical and surgical hospitals	13	1 385 709	607 745	151 744	22 124
	Specialty hospitals	4	123 634	63 218	16 097	2 391
808, 9	Other health services	27	(D)	(D)	(D)	FF
8111 pt.	Legal aid societies and similar legal services	6	2 358	1 469	374	51
823, 4, 9	Selected educational services	24	12 665	4 496	1 102	321
83	Social services	231	143 045	47 465	11 598	4 501
835	Child day care services	31	5 330	3 040	722	384
832, 3, 6, 9	Other social services	200	137 715	44 425	10 876	4 117
832	Individual and family social services	98	40 639	17 390	4 110	1 192
833	Job training and vocational rehabilitation services	25	16 957	7 879	1 746	1 822
836	Residential care	31	19 581	8 614	2 088	530
839	Social services, n.e.c.	46	60 538	10 542	2 932	573
861, 2, 4, 9	Selected membership organizations	264	117 795	25 451	6 031	2 117
861	Business associations	39	19 068	6 115	1 459	236
864	Civic, social, and fraternal associations	175	47 255	13 008	3 089	1 496
862, 9	Other membership organizations	50	51 472	6 328	1 483	385
873, 4 ex. 8744	Research, testing, and consulting services, except facilities support management services	17	38 685	14 310	3 095	291
873	Research, development, and testing services	11	18 513	4 755	1 206	142
874 ex. 8744	Management and public relations services, except facilities support management services	6	20 172	9 555	1 889	149
HUNTINGTON-ASHLAND, WV-KY-OH MSA						
	Total	244	564 721	236 478	55 070	11 182
7032, 704	Camps and membership lodging	6	284	58	17	15
792, 7991 pt., 7997, 7999 pt., 84	Selected amusement, recreation, and related services	12	7 419	2 617	567	246
8011 pt.; 8021 pt.; 805, 6, 8, 9	Selected health services	28	459 839	199 224	46 282	7 678
8111 pt.	Legal aid societies and similar legal services	1	(D)	(D)	(D)	AA
823, 4, 9	Selected educational services	4	(D)	(D)	(D)	BB
83	Social services	100	66 437	26 684	6 285	2 528
835	Child day care services	13	5 187	2 386	698	261
832, 3, 6, 9	Other social services	87	61 250	24 298	5 587	2 267
861, 2, 4, 9	Selected membership organizations	90	25 046	5 685	1 458	563
873, 4 ex. 8744	Research, testing, and consulting services, except facilities support management services	3	(D)	(D)	(D)	BB
LIMA, OH MSA						
	Total	157	271 210	114 192	27 470	6 445
7032, 704	Camps and membership lodging	1	(D)	(D)	(D)	AA
792, 7991 pt., 7997, 7999 pt., 84	Selected amusement, recreation, and related services	13	5 090	1 724	291	105
8011 pt.; 8021 pt.; 805, 6, 8, 9	Selected health services	18	223 465	98 428	23 902	4 824
8111 pt.	Legal aid societies and similar legal services	2	(D)	(D)	(D)	AA
823, 4, 9	Selected educational services	-	-	-	-	-
83	Social services	66	24 318	8 794	2 055	990
835	Child day care services	5	632	354	77	45
832, 3, 6, 9	Other social services	61	23 686	8 440	1 978	945
861, 2, 4, 9	Selected membership organizations	57	17 718	4 919	1 141	510
873, 4 ex. 8744	Research, testing, and consulting services, except facilities support management services	-	-	-	-	-

OH-182 OHIO

SERVICE INDUSTRIES—GEOGRAPHIC AREA SERIES

Table 7b. **Summary Statistics for Firms Exempt From Federal Income Tax for Metropolitan Areas: 1992—Con.**

[Includes only establishments with payroll. For meaning of abbreviations and symbols, see introductory text. For explanation of terms and comparability of 1987 and 1992 censuses, see appendix A. For definitions of CMSA's, MSA's, and PMSA's, see appendix D]

SIC code	Geographic area and kind of business or operation	Establishments (number)	Revenue (\$1,000)	Annual payroll (\$1,000)	First-quarter payroll (\$1,000)	Paid employees for pay period including March 12 (number)
MANSFIELD, OH MSA						
	Total	156	182 839	77 094	19 044	4 629
7032, 704	Camps and membership lodging	2	(D)	(D)	(D)	AA
792, 7991 pt., 7997, 7999 pt., 84	Selected amusement, recreation, and related services	13	6 032	2 053	422	198
8011 pt.; 8021 pt.; 805, 6, 8, 9	Selected health services	14	140 987	63 899	16 005	3 032
8111 pt.	Legal aid societies and similar legal services	2	(D)	(D)	(D)	AA
823, 4, 9	Selected educational services	1	(D)	(D)	(D)	AA
83	Social services	48	15 652	6 630	1 573	932
835	Child day care services	3	336	233	58	29
832, 3, 6, 9	Other social services	45	15 316	6 397	1 515	903
861, 2, 4, 9	Selected membership organizations	74	18 443	3 946	929	446
873, 4 ex. 8744	Research, testing, and consulting services, except facilities support management services	2	(D)	(D)	(D)	AA
PARKERSBURG-MARIETTA, WV-OH MSA						
	Total	149	248 433	98 175	23 259	5 346
7032, 704	Camps and membership lodging	5	674	67	13	10
792, 7991 pt., 7997, 7999 pt., 84	Selected amusement, recreation, and related services	9	4 282	1 738	335	175
8011 pt.; 8021 pt.; 805, 6, 8, 9	Selected health services	12	179 494	77 469	18 607	3 416
8111 pt.	Legal aid societies and similar legal services	1	(D)	(D)	(D)	AA
823, 4, 9	Selected educational services	7	1 105	358	84	40
83	Social services	54	47 353	14 291	3 221	1 139
835	Child day care services	11	369	194	50	36
832, 3, 6, 9	Other social services	43	46 984	14 097	3 171	1 103
861, 2, 4, 9	Selected membership organizations	59	15 086	4 011	938	556
873, 4 ex. 8744	Research, testing, and consulting services, except facilities support management services	2	(D)	(D)	(D)	AA
STEUBENVILLE-WEIRTON, OH-WV MSA						
	Total	132	164 272	68 315	17 475	3 690
7032, 704	Camps and membership lodging	1	(D)	(D)	(D)	AA
792, 7991 pt., 7997, 7999 pt., 84	Selected amusement, recreation, and related services	5	(D)	(D)	(D)	CC
8011 pt.; 8021 pt.; 805, 6, 8, 9	Selected health services	12	137 341	58 588	15 233	2 650
8111 pt.	Legal aid societies and similar legal services	2	(D)	(D)	(D)	AA
823, 4, 9	Selected educational services	4	(D)	(D)	(D)	BB
83	Social services	35	11 682	5 396	1 284	561
835	Child day care services	4	(D)	(D)	(D)	BB
832, 3, 6, 9	Other social services	31	(D)	(D)	(D)	FF
861, 2, 4, 9	Selected membership organizations	73	8 816	1 893	464	285
873, 4 ex. 8744	Research, testing, and consulting services, except facilities support management services	-	-	-	-	-

SERVICE INDUSTRIES—GEOGRAPHIC AREA SERIES

OHIO OH-183

Table 7b. **Summary Statistics for Firms Exempt From Federal Income Tax for Metropolitan Areas: 1992—Con.**

[Includes only establishments with payroll. For meaning of abbreviations and symbols, see introductory text. For explanation of terms and comparability of 1987 and 1992 censuses, see appendix A. For definitions of CMSA's, MSA's, and PMSA's, see appendix D]

SIC code	Geographic area and kind of business or operation	Establishments (number)	Revenue (\$1,000)	Annual payroll (\$1,000)	First-quarter payroll (\$1,000)	Paid employees for pay period including March 12 (number)
TOLEDO, OH MSA						
	Total	496	1 402 969	594 722	143 446	28 721
7032, 704	Camps and membership lodging	14	1 407	169	39	18
792, 7991 pt., 7997, 7999 pt., 84	Selected amusement, recreation, and related services	45	57 692	17 624	3 595	1 288
8011 pt.; 8021 pt.; 805, 6, 8, 9	Selected health services	54	1 152 407	511 824	124 207	21 737
8011 pt., 8021 pt., 805	Clinics of doctors of medicine and dentists	3	(D)	(D)	(D)	CC
	Nursing and personal care facilities	15	49 679	27 588	6 465	1 993
806	Hospitals	12	1 049 372	458 410	111 746	18 492
8062	General medical and surgical hospitals	11	(D)	(D)	(D)	JJ
8063, 9	Specialty hospitals	1	(D)	(D)	(D)	EE
808, 9	Other health services	24	(D)	(D)	(D)	GG
8111 pt.	Legal aid societies and similar legal services	6	4 114	2 573	587	123
823, 4, 9	Selected educational services	14	4 481	1 449	332	129
83	Social services	185	120 897	39 391	9 583	3 650
835	Child day care services	29	4 307	2 360	651	262
832, 3, 6, 9	Other social services	156	116 590	37 031	8 932	3 388
832	Individual and family social services	61	50 156	17 450	4 334	1 115
833	Job training and vocational rehabilitation services	17	24 237	5 923	1 359	1 363
836	Residential care	41	14 490	7 335	1 700	471
839	Social services, n.e.c.	37	27 707	6 323	1 539	439
861, 2, 4, 9	Selected membership organizations	171	59 594	20 378	4 777	1 735
861	Business associations	21	7 637	2 382	583	109
864	Civic, social, and fraternal associations	106	36 939	13 008	2 988	1 308
862, 9	Other membership organizations	44	15 018	4 988	1 206	318
873, 4 ex. 8744	Research, testing, and consulting services, except facilities support management services	7	2 377	1 314	326	41
873	Research, development, and testing services	5	(D)	(D)	(D)	BB
874 ex. 8744	Management and public relations services, except facilities support management services	2	(D)	(D)	(D)	AA
WHEELING, WV-OH MSA						
	Total	211	316 327	130 771	30 294	7 316
7032, 704	Camps and membership lodging	2	(D)	(D)	(D)	AA
792, 7991 pt., 7997, 7999 pt., 84	Selected amusement, recreation, and related services	6	3 506	1 474	307	196
8011 pt.; 8021 pt.; 805, 6, 8, 9	Selected health services	30	264 465	112 311	26 041	5 348
8111 pt.	Legal aid societies and similar legal services	1	(D)	(D)	(D)	AA
823, 4, 9	Selected educational services	6	2 173	492	59	23
83	Social services	67	29 738	12 504	2 939	1 312
835	Child day care services	7	1 599	952	248	105
832, 3, 6, 9	Other social services	60	28 139	11 552	2 691	1 207
861, 2, 4, 9	Selected membership organizations	95	14 569	3 439	824	402
873, 4 ex. 8744	Research, testing, and consulting services, except facilities support management services	4	(D)	(D)	(D)	AA

OH-184 OHIO

SERVICE INDUSTRIES—GEOGRAPHIC AREA SERIES

Table 7b. Summary Statistics for Firms Exempt From Federal Income Tax for Metropolitan Areas: 1992—Con.

[Includes only establishments with payroll. For meaning of abbreviations and symbols, see introductory text. For explanation of terms and comparability of 1987 and 1992 censuses, see appendix A. For definitions of CMSA's, MSA's, and PMSA's, see appendix D]

SIC code	Geographic area and kind of business or operation	Establishments (number)	Revenue (\$1,000)	Annual payroll (\$1,000)	First-quarter payroll (\$1,000)	Paid employees for pay period including March 12 (number)
	YOUNGSTOWN-WARREN, OH MSA					
	Total	477	964 594	413 359	100 640	19 356
7032, 704	Camps and membership lodging	4	532	83	16	18
792, 7991 pt., 7997, 7999 pt., 84	Selected amusement, recreation, and related services	30	20 614	7 983	1 603	816
8011 pt.; 8021 pt.; 805, 6, 8, 9	Selected health services	68	815 029	361 701	88 253	14 597
8011 pt., 8021 pt., 805	Clinics of doctors of medicine and dentists	2	(D)	(D)	(D)	BB
	Nursing and personal care facilities	24	32 557	15 205	4 016	1 282
806	Hospitals	11	751 121	330 702	80 465	12 540
8062	General medical and surgical hospitals	9	(D)	(D)	(D)	JJ
8063, 9	Specialty hospitals	2	(D)	(D)	(D)	FF
808, 9	Other health services	31	(D)	(D)	(D)	FF
8111 pt.	Legal aid societies and similar legal services	4	(D)	(D)	(D)	BB
823, 4, 9	Selected educational services	9	1 212	339	71	53
83	Social services	168	92 594	33 081	8 168	2 759
835	Child day care services	30	2 813	1 562	410	242
832, 3, 6, 9	Other social services	138	89 781	31 519	7 758	2 517
832	Individual and family social services	55	31 190	11 530	2 823	816
833	Job training and vocational rehabilitation services	11	4 982	2 833	699	271
836	Residential care	40	23 504	9 877	2 517	885
839	Social services, n.e.c.	32	30 105	7 279	1 719	545
861, 2, 4, 9	Selected membership organizations	191	32 280	8 953	2 181	1 067
861	Business associations	24	3 637	1 541	395	80
864	Civic, social, and fraternal associations	141	21 317	5 629	1 392	853
862, 9	Other membership organizations	26	7 326	1 783	394	134
873, 4 ex. 8744	Research, testing, and consulting services, except facilities support management services	3	(D)	(D)	(D)	AA
873	Research, development, and testing services	-	-	-	-	-
874 ex. 8744	Management and public relations services, except facilities support management services	3	(D)	(D)	(D)	AA

Table 8a. Summary Statistics for Firms Subject to Federal Income Tax for the Area Outside Metropolitan Areas: 1992

[Includes only establishments with payroll. For meaning of abbreviations and symbols, see introductory text. For explanation of terms and comparability of 1987 and 1992 censuses, see appendix A. For definitions of CMSA's, MSA's, and PMSA's, see appendix D]

SIC code	Kind of business or operation	Establishments (number)	Receipts (\$1,000)	Annual payroll (\$1,000)	First-quarter payroll (\$1,000)	Paid employees for pay period including March 12 (number)
	Total	9 459	3 509 926	1 315 975	285 057	77 775
70 ex. 704	Hotels, rooming houses, camps, and other lodging places (except membership lodging)	319	151 065	37 445	7 555	4 116
7011	Hotels and motels	238	(D)	(D)	(D)	HH
7011 pt.	Hotels	81	80 092	20 907	4 252	2 237
7011 pt.	Hotels, 25 guestrooms or more	59	77 410	20 416	4 146	2 164
7011 pt.	Hotels, less than 25 guestrooms	22	2 682	491	106	73
7011 pt.	Motels, motor hotels, and tourist courts	157	(D)	(D)	(D)	GG
7011 pt.	Motels, tourist courts	136	50 623	12 167	2 466	1 392
7011 pt.	Motor hotels	21	(D)	(D)	(D)	EE
702, 3	Other lodging places	81	(D)	(D)	(D)	CC
702	Rooming and boarding houses	5	(D)	(D)	(D)	BB
703	Camps and recreational vehicle parks	76	10 998	1 708	216	134

SERVICE INDUSTRIES—GEOGRAPHIC AREA SERIES

OHIO OH-185

Table 8a. Summary Statistics for Firms Subject to Federal Income Tax for the Area Outside Metropolitan Areas: 1992 – Con.

[Includes only establishments with payroll. For meaning of abbreviations and symbols, see introductory text. For explanation of terms and comparability of 1987 and 1992 censuses, see appendix A. For definitions of CMSA's, MSA's, and PMSA's, see appendix D]

SIC code	Kind of business or operation	Establishments (number)	Receipts (\$1,000)	Annual payroll (\$1,000)	First-quarter payroll (\$1,000)	Paid employees for pay period including March 12 (number)
72	Personal services -----	1 432	231 035	70 361	16 629	7 140
721	Laundry, cleaning, and garment services -----	293	(D)	(D)	(D)	GG
7211	Power laundries, family and commercial* -----	16	12 263	4 809	1 168	411
7213	Linen supply* -----	3	(D)	(D)	(D)	BB
7215	Coin-operated laundries and drycleaning -----	112	10 701	2 201	502	372
7216	Drycleaning plants, except rug cleaning* -----	81	18 291	6 657	1 588	724
7217	Carpet and upholstery cleaning -----	51	4 809	1 315	232	143
7218	Industrial launderers* -----	13	(D)	(D)	(D)	EE
7212, 9	Other laundry, cleaning, and garment services* -----	17	3 781	839	173	88
7212	Garment pressing, and agents for laundries and drycleaners -----	9	(D)	(D)	(D)	BB
7219	Laundry and garment services, n.e.c.* -----	8	(D)	(D)	(D)	BB
722	Photographic studios, portrait -----	96	(D)	(D)	(D)	EE
723, 4	Beauty and barber shops -----	590	52 797	22 075	5 131	2 435
723	Beauty shops -----	578	(D)	(D)	(D)	GG
724	Barber shops -----	12	(D)	(D)	(D)	BB
725	Shoe repair shops and shoeshine parlors -----	10	(D)	(D)	(D)	AA
726	Funeral service and crematories -----	237	79 257	19 661	4 290	1 082
729	Miscellaneous personal services -----	206	(D)	(D)	(D)	GG
7291	Tax return preparation services -----	86	(D)	(D)	(D)	FF
7299	Miscellaneous personal services, n.e.c. -----	120	(D)	(D)	(D)	EE
73	Business services -----	982	519 542	225 588	50 810	16 168
731	Advertising -----	47	(D)	(D)	(D)	EE
7311	Advertising agencies -----	19	7 496	2 168	511	93
7312	Outdoor advertising services -----	14	24 699	2 828	631	96
7313	Radio, television, publishers' advertising representatives -----	7	1 083	321	72	29
7319	Advertising, n.e.c. -----	7	(D)	(D)	(D)	BB
732	Consumer credit reporting agencies, mercantile reporting agencies, and adjustment and collection agencies -----	31	(D)	(D)	(D)	CC
7322	Adjustment and collection services -----	25	(D)	(D)	(D)	CC
7323	Credit reporting services -----	6	(D)	(D)	(D)	BB
733	Mailing, reproduction, commercial art and photography, and stenographic services -----	62	37 028	12 459	3 027	664
7331	Direct mail advertising services -----	5	(D)	(D)	(D)	EE
7334	Photocopying and duplicating services -----	8	(D)	(D)	(D)	BB
7335, 6	Commercial photography, art, and graphics -----	31	6 250	1 600	335	84
7335	Commercial photography -----	12	1 975	433	85	23
7336	Commercial art and graphic design -----	19	4 275	1 167	250	61
7338	Secretarial and court reporting services -----	18	(D)	(D)	(D)	BB
734	Services to dwellings and other buildings -----	293	49 404	22 012	5 496	2 680
7342	Disinfecting and pest control services -----	38	6 440	2 140	436	158
7349	Building cleaning and maintenance services, n.e.c. -----	255	42 964	19 872	5 060	2 522
735	Miscellaneous equipment rental and leasing -----	154	73 230	16 657	3 694	963
7352	Medical equipment rental and leasing -----	15	7 623	2 162	553	144
7353	Heavy construction equipment rental and leasing -----	14	6 629	1 615	288	100
7359	Equipment rental and leasing, n.e.c. -----	125	58 978	12 880	2 853	719
736	Personnel supply services -----	108	144 335	109 469	22 926	8 026
7361	Employment agencies -----	17	4 602	1 387	235	80
7363	Help supply services -----	91	139 733	108 082	22 691	7 946
7363 pt.	Temporary help supply -----	76	84 438	55 876	11 574	5 942
7363 pt.	Help supply, except temporary -----	15	55 295	52 206	11 117	2 004
737	Computer programming, data processing, and other computer related services -----	85	60 808	18 548	4 762	700
7371, 2, 3	Computer programming, prepackaged software, and integrated systems -----	39	33 977	10 139	2 422	325
7371	Computer programming services -----	23	2 986	1 182	210	36
7372	Prepackaged software -----	13	30 139	8 681	2 140	276
7373	Computer integrated systems -----	3	852	276	72	13
7374, 5, 6	Data processing services -----	29	22 777	6 791	1 929	315
7374, 5	Computer processing, information retrieval -----	27	(D)	(D)	(D)	EE
7376	Computer facilities management services -----	2	(D)	(D)	(D)	BB
7377, 8, 9	Computer rental and leasing, maintenance, and related services, n.e.c. -----	17	4 054	1 618	411	60
7377	Computer rental and leasing -----	-	-	-	-	-
7378	Computer maintenance and repair -----	8	2 104	953	236	28
7379	Computer related services, n.e.c. -----	9	1 950	665	175	32
738	Miscellaneous business services -----	202	108 366	37 573	8 869	2 696
7381, 2	Detective agencies and protective services -----	31	(D)	(D)	(D)	FF
7381	Detective, guard, and armored car services -----	30	(D)	(D)	(D)	FF
7382	Security systems services -----	1	(D)	(D)	(D)	AA
7383	News syndicates -----	-	-	-	-	-
7384	Photofinishing laboratories* -----	16	(D)	(D)	(D)	CC
7389	Business services, n.e.c. -----	155	81 907	26 160	6 308	1 701
7389 pt.	Sign painting shops -----	12	996	271	80	20
7389 pt.	Interior designing -----	10	2 744	789	171	49
7389 pt.	Telephone answering services -----	11	1 126	468	107	59
7389 pt.	Other business services -----	122	77 041	24 632	5 950	1 573
75	Automotive repair, services, and parking -----	1 072	309 055	66 703	15 303	4 060
751	Automotive rental and leasing, without drivers -----	48	65 330	7 337	1 504	258
7513	Truck rental and leasing, without drivers -----	35	61 353	6 725	1 407	231
7514, 5	Passenger car rental and leasing -----	13	3 977	612	97	27
7514	Passenger car rental -----	12	(D)	(D)	(D)	BB
7515	Passenger car leasing -----	1	(D)	(D)	(D)	AA
7519	Utility trailer and recreational vehicle rental -----	-	-	-	-	-
752	Automobile parking -----	7	(D)	(D)	(D)	AA

Table 8a. Summary Statistics for Firms Subject to Federal Income Tax for the Area Outside Metropolitan Areas: 1992 — Con.

[Includes only establishments with payroll. For meaning of abbreviations and symbols, see introductory text. For explanation of terms and comparability of 1987 and 1992 censuses, see appendix A. For definitions of CMSA's, MSA's, and PMSA's, see appendix D]

SIC code	Kind of business or operation	Establishments (number)	Receipts (\$1,000)	Annual payroll (\$1,000)	First-quarter payroll (\$1,000)	Paid employees for pay period including March 12 (number)
75	Automotive repair, services, and parking — Con.					
753	Automotive repair shops -----	865	(D)	(D)	(D)	HH
7532	Top, body, and upholstery repair shops and paint shops -----	273	(D)	(D)	(D)	FF
7532 pt.	Top and body repair shops -----	266	60 046	15 490	3 699	885
7532 pt.	Paint shops -----	7	(D)	(D)	(D)	AA
7538	General automotive repair shops -----	407	95 694	21 925	5 066	1 352
7538 pt.	General automotive repair shops, except diesel -----	356	75 218	16 300	3 710	1 043
7538 pt.	Diesel repair shops -----	51	20 476	5 625	1 356	309
7533, 4, 6, 7, 9	Other automotive repair shops -----	185	(D)	(D)	(D)	FF
7533	Automotive exhaust system repair shops -----	50	10 381	2 430	528	144
7534	Tire retreading and repair shops -----	19	18 904	3 281	808	172
7536	Automotive glass replacement shops -----	22	8 800	2 493	550	112
7537	Automotive transmission repair shops -----	31	(D)	(D)	(D)	BB
7539	Automotive repair shops, n.e.c. -----	63	17 139	4 536	1 011	244
7539 pt.	Radiator repair -----	22	5 169	1 353	328	81
7539 pt.	Brake, front end, and wheel alignment -----	24	8 497	2 258	485	115
7539 pt.	Automotive electrical and fuel system services -----	10	2 076	695	143	36
7539 pt.	Other automotive repair shops, n.e.c. -----	7	1 397	230	55	12
754	Automotive services, except repair -----	152	(D)	(D)	(D)	FF
7542	Carwashes -----	100	(D)	(D)	(D)	FF
7549	Automotive services, except repair and carwashes -----	52	11 355	3 589	807	215
76	Miscellaneous repair services -----	419	(D)	(D)	(D)	GG
762	Electrical repair shops -----	87	31 634	8 374	1 768	417
7622	Radio and television repair shops -----	20	2 936	722	161	50
7623, 9	Other electrical and electronic repair shops -----	67	28 698	7 652	1 607	367
7623	Refrigeration and air-conditioning service and repair shops -----	17	10 338	2 586	630	93
7629	Electrical and electronic repair shops, n.e.c. -----	50	18 360	5 066	977	274
763	Watch, clock, and jewelry repair -----	3	(D)	(D)	(D)	AA
764	Reupholstery and furniture repair -----	35	(D)	(D)	(D)	BB
769	Miscellaneous repair and related services -----	294	113 384	26 974	6 425	1 349
7692	Welding repair -----	43	6 633	1 619	402	125
7694	Armature rewinding shops -----	23	15 262	4 487	1 088	185
7699	Repair shops and related services, n.e.c. -----	228	91 489	20 868	4 935	1 039
78, 79, 84	Amusement and recreation services, including motion pictures and museums -----	834	294 552	68 546	11 786	5 143
781, 2	Motion picture production, distribution, and services -----	10	(D)	(D)	(D)	BB
783	Motion picture theaters -----	52	17 586	2 507	595	421
7832	Motion picture theaters, except drive-in -----	42	17 071	2 424	592	413
7833	Drive-in motion picture theaters -----	10	515	83	3	8
784	Video tape rental -----	199	30 006	6 578	1 741	1 153
792	Theatrical producers (except motion picture), bands, orchestras, and entertainers -----	9	(D)	(D)	(D)	BB
7922	Theatrical producers (except motion picture) and miscellaneous theatrical services -----	5	(D)	(D)	(D)	BB
7929	Bands, orchestras, actors, and other entertainers and entertainment groups -----	4	(D)	(D)	(D)	AA
793	Bowling centers -----	94	26 042	7 023	1 774	889
79 ex. 792, 3, 84	Commercial sports and other amusement and recreation services, including museums -----	470	213 006	51 240	7 454	2 610
794	Commercial sports -----	31	7 212	1 076	234	140
7941	Professional sports clubs, managers, promoters -----	1	(D)	(D)	(D)	AA
7948	Racing, including track operation -----	30	(D)	(D)	(D)	CC
79 ex. 792, 3, 4, 84	Other amusement and recreation services, including museums -----	439	205 794	50 164	7 220	2 470
791	Dance studios, schools, and halls -----	18	1 059	154	43	45
7991	Physical fitness facilities -----	68	(D)	(D)	(D)	EE
7992	Public golf courses -----	82	27 530	6 269	833	410
7993	Coin-operated amusement devices -----	34	(D)	(D)	(D)	CC
7996	Amusement parks -----	3	(D)	(D)	(D)	EE
7997	Membership sports and recreation clubs -----	57	(D)	(D)	(D)	EE
7999, 84	Amusement and recreation services, including museums, n.e.c. -----	177	28 639	5 494	951	691
7999 pt.	Concession operators of amusement devices and rides -----	7	1 202	295	54	25
7999 pt.	Carnivals, circuses, and fairs -----	6	4 424	483	66	19
7999 pt., 84	Other recreation and amusements, including museums -----	164	23 013	4 716	851	647
80	Health services -----	2 553	1 355 862	619 509	132 485	29 986
801	Offices and clinics of doctors of medicine -----	974	554 224	277 727	53 384	6 494
8011 pt.	Offices of doctors of medicine -----	960	516 321	263 322	51 052	6 198
8011 pt.	General medical clinics -----	14	37 903	14 405	2 332	296
802	Offices and clinics of dentists -----	578	159 869	59 557	12 985	2 936
803	Offices and clinics of doctors of osteopathy -----	149	57 697	27 743	5 962	819
804	Offices and clinics of other health practitioners -----	520	120 545	37 251	8 256	1 976
8041	Offices and clinics of chiropractors -----	207	46 173	14 437	3 024	710
8042	Offices and clinics of optometrists -----	184	45 651	10 452	2 367	722
8043	Offices and clinics of podiatrists -----	53	11 351	4 310	1 072	202
8049	Offices and clinics of health practitioners, n.e.c. -----	76	17 370	8 052	1 793	342
805	Nursing and personal care facilities -----	227	422 317	200 420	48 109	16 574
8051	Skilled nursing care facilities -----	145	322 992	151 409	36 356	12 271
8052	Intermediate care facilities -----	73	92 716	46 407	11 070	4 001
8059	Nursing and personal care facilities, n.e.c. -----	9	6 609	2 604	683	302
806	Hospitals -----	—	—	—	—	—
8062	General medical and surgical hospitals -----	—	—	—	—	—
8063, 9	Specialty hospitals -----	—	—	—	—	—

Table 8a. Summary Statistics for Firms Subject to Federal Income Tax for the Area Outside Metropolitan Areas: 1992 — Con.

[Includes only establishments with payroll. For meaning of abbreviations and symbols, see introductory text. For explanation of terms and comparability of 1987 and 1992 censuses, see appendix A. For definitions of CMSA's, MSA's, and PMSA's, see appendix D]

SIC code	Kind of business or operation	Establishments (number)	Receipts (\$1,000)	Annual payroll (\$1,000)	First-quarter payroll (\$1,000)	Paid employees for pay period including March 12 (number)
80	Health services — Con.					
807, 8, 9	Other health services	105	41 210	16 811	3 789	1 187
807	Medical and dental laboratories	41	14 356	5 123	1 131	361
8071	Medical laboratories	20	11 670	4 157	909	294
8072	Dental laboratories	21	2 686	966	222	67
808	Home health care services	36	12 523	6 378	1 567	636
809	Miscellaneous health and allied services, n.e.c.	28	14 331	5 310	1 091	190
8092	Kidney dialysis centers	2	(D)	(D)	(D)	AA
8093	Specialty outpatient facilities, n.e.c.	16	(D)	(D)	(D)	CC
8099	Health and allied services, n.e.c.	10	(D)	(D)	(D)	BB
81	Legal services	753	168 690	53 408	10 546	2 469
823, 4, 9	Selected educational services	48	(D)	(D)	(D)	EE
823	Libraries	1	(D)	(D)	(D)	AA
824	Vocational schools	9	(D)	(D)	(D)	CC
829	Schools and educational services, n.e.c.	38	4 575	1 346	243	163
83	Social services	285	38 339	15 744	3 512	1 772
835	Child day care services	130	10 250	4 869	1 059	774
832, 3, 6, 9	Other social services	155	28 089	10 875	2 453	998
87 ex. 8733	Engineering, accounting, research, management, and related services (except noncommercial research organizations)	728	278 856	117 578	26 906	4 655
871	Engineering, architectural, and surveying services	204	69 250	29 626	6 600	1 088
8711	Engineering services	85	40 662	18 311	4 207	602
8712	Architectural services	35	18 575	7 294	1 563	231
8713	Surveying services	84	10 013	4 021	830	255
872	Accounting, auditing, and bookkeeping services	356	(D)	(D)	(D)	GG
873 ex. 8733	Research, development, and testing services (except noncommercial research organizations)	44	(D)	(D)	(D)	FF
8731	Commercial physical and biological research	12	(D)	(D)	(D)	CC
8732	Commercial economic, sociological, and educational research	7	(D)	(D)	(D)	EE
8734	Testing laboratories	25	25 527	8 762	2 090	368
874	Management and public relations services	124	(D)	(D)	(D)	GG
8741	Management services	38	34 465	14 505	3 199	788
8742	Management consulting services	53	15 332	6 703	1 652	185
8743	Public relations services	8	(D)	(D)	(D)	BB
8744	Facilities support management services	—	—	—	—	—
8748	Business consulting services, n.e.c.	25	(D)	(D)	(D)	BB
89	Services, n.e.c.	34	(D)	(D)	(D)	CC

Table 8b. Summary Statistics for Firms Exempt From Federal Income Tax for the Area Outside Metropolitan Areas: 1992

[Includes only establishments with payroll. For meaning of abbreviations and symbols, see introductory text. For explanation of terms and comparability of 1987 and 1992 censuses, see appendix A. For definitions of CMSA's, MSA's, and PMSA's, see appendix D]

SIC code	Kind of business or operation	Establishments (number)	Revenue (\$1,000)	Annual payroll (\$1,000)	First-quarter payroll (\$1,000)	Paid employees for pay period including March 12 (number)
	Total	1 907	2 043 952	822 769	199 000	49 883
7032, 704	Camps and membership lodging	42	5 493	1 315	218	136
7032	Sporting and recreational camps	22	3 007	1 024	141	82
704	Organization hotels and lodging houses, on membership basis	20	2 486	291	77	54
792, 7991 pt., 7997, 7999 pt., 84	Selected amusement, recreation, and related services	131	45 087	13 663	2 485	1 145
792	Theatrical producers (except motion picture), bands, orchestras, and entertainers	9	2 492	765	127	40
7922	Theatrical producers (except motion picture) and miscellaneous theatrical services	8	(D)	(D)	(D)	BB
7922 pt.	Producers of live theatrical productions	7	(D)	(D)	(D)	BB
7922 pt.	Producers of radio and television shows, except tape	—	—	—	—	—
7922 pt.	Artists' and entertainers' managers or agents, concert bureaus, booking agents	—	—	—	—	—
7922 pt.	Other theatrical services	1	(D)	(D)	(D)	AA
7929	Bands, orchestras, actors, and other entertainers and entertainment groups	1	(D)	(D)	(D)	AA
7929 pt.	Dance groups and artists	—	—	—	—	—
7929 pt.	Symphony orchestras, opera companies, and chamber music organizations	—	—	—	—	—
7929 pt.	Other music groups and artists	1	(D)	(D)	(D)	AA
7929 pt.	Other entertainers and entertainment groups	—	—	—	—	—
7991 pt., 7997	Gymnasiums, athletic clubs, and membership sports and recreation clubs	58	26 483	9 982	1 862	854
7991 pt.	Gymnasiums and athletic clubs	—	—	—	—	—
7997	Membership sports and recreation clubs	58	26 483	9 982	1 862	854
7999 pt.	Fairs	27	10 437	668	95	111

Table 8b. Summary Statistics for Firms Exempt From Federal Income Tax for the Area Outside Metropolitan Areas: 1992 —Con.

[Includes only establishments with payroll. For meaning of abbreviations and symbols, see introductory text. For explanation of terms and comparability of 1987 and 1992 censuses, see appendix A. For definitions of CMSA's, MSA's, and PMSA's, see appendix D]

SIC code	Kind of business or operation	Establishments (number)	Revenue (\$1,000)	Annual payroll (\$1,000)	First-quarter payroll (\$1,000)	Paid employees for pay period including March 12 (number)
792, 7991 pt., 7997, 7999 pt., 84	Selected amusement, recreation, and related services —Con.					
84	Museums, art galleries, and botanical and zoological gardens -----	37	5 675	2 248	401	140
841	Museums and art galleries -----	36	(D)	(D)	(D)	CC
842	Arboreta and botanical or zoological gardens -----	1	(D)	(D)	(D)	AA
8011 pt.; 8021 pt.; 805, 6, 8, 9	Selected health services -----	271	1 535 152	660 483	161 358	32 523
8011 pt., 8021 pt.	Clinics of doctors of medicine and dentists -----	21	18 210	7 940	2 009	381
8011 pt.	General medical clinics -----	17	(D)	(D)	(D)	EE
8021 pt.	Dental clinics -----	4	(D)	(D)	(D)	BB
805	Nursing and personal care facilities -----	64	99 510	52 978	12 440	4 081
8051	Skilled nursing care facilities -----	27	56 224	29 068	6 722	2 275
8052	Intermediate care facilities -----	34	(D)	(D)	(D)	GG
8059	Nursing and personal care facilities, n.e.c. -----	3	(D)	(D)	(D)	CC
806	Hospitals -----	60	1 350 891	566 531	138 959	26 032
8062	General medical and surgical hospitals -----	55	1 225 902	480 706	117 332	23 016
8062 pt.	General medical and surgical hospitals, nongovernment -----	42	1 041 945	405 714	98 880	19 392
8062 pt.	General medical and surgical hospitals, government -----	13	183 957	74 992	18 452	3 624
8063, 9	Specialty hospitals -----	5	124 989	85 825	21 627	3 016
8063	Psychiatric hospitals -----	4	(D)	(D)	(D)	HH
8063 pt.	Psychiatric hospitals, nongovernment -----	—	—	—	—	—
8063 pt.	Psychiatric hospitals, government -----	4	(D)	(D)	(D)	HH
8069	Specialty hospitals, except psychiatric -----	1	(D)	(D)	(D)	EE
8069 pt.	Specialty hospitals, except psychiatric; nongovernment -----	1	(D)	(D)	(D)	EE
8069 pt.	Specialty hospitals, except psychiatric; government -----	—	—	—	—	—
808, 9	Other health services -----	126	66 541	33 034	7 950	2 029
808	Home health care services -----	24	21 145	9 630	2 076	738
809	Miscellaneous health and allied services, n.e.c. -----	102	45 396	23 404	5 874	1 291
8092	Kidney dialysis centers -----	—	—	—	—	—
8093	Specialty outpatient facilities, n.e.c. -----	89	42 832	22 174	5 510	1 217
8099	Health and allied services, n.e.c. -----	13	2 564	1 230	364	74
8111 pt.	Legal aid societies and similar legal services -----	20	4 577	2 685	642	108
823, 4, 9	Selected educational services -----	12	2 778	1 078	255	65
823	Libraries -----	3	(D)	(D)	(D)	AA
824	Vocational schools -----	4	(D)	(D)	(D)	BB
8243	Data processing schools -----	—	—	—	—	—
8244	Business and secretarial schools -----	—	—	—	—	—
8249	Vocational schools, n.e.c. -----	4	(D)	(D)	(D)	BB
829	Schools and educational services, n.e.c. -----	5	1 125	405	94	25
83	Social services -----	649	245 070	93 864	22 292	10 748
835	Child day care services -----	95	16 944	7 878	2 066	885
832, 3, 6, 9	Other social services -----	554	228 126	85 986	20 226	9 863
832	Individual and family social services -----	275	80 430	27 155	6 535	2 069
833	Job training and vocational rehabilitation services -----	70	35 658	17 649	3 601	4 653
836	Residential care -----	103	60 145	28 600	6 655	2 151
839	Social services, n.e.c. -----	106	51 893	12 582	3 435	990
861, 2, 4, 9	Selected membership organizations -----	762	177 973	38 977	9 262	4 699
861	Business associations -----	76	12 201	2 967	709	188
864	Civic, social, and fraternal associations -----	543	129 001	28 598	6 825	3 889
862, 9	Other membership organizations -----	143	36 771	7 412	1 728	622
862	Professional membership organizations -----	16	1 057	217	60	31
869	Membership organizations, n.e.c. -----	127	35 714	7 195	1 668	591
873, 4 ex. 8744	Research, testing, and consulting services, except facilities support management services -----	20	27 822	10 704	2 488	459
873	Research, development, and testing services -----	11	(D)	(D)	(D)	EE
8731	Commercial physical and biological research -----	—	—	—	—	—
8732	Commercial economic, sociological, and educational research -----	1	(D)	(D)	(D)	AA
8733	Noncommercial research organizations -----	8	(D)	(D)	(D)	BB
8734	Testing laboratories -----	2	(D)	(D)	(D)	EE
874 ex. 8744	Management and public relations services, except facilities support management services -----	9	(D)	(D)	(D)	BB
8741	Management services -----	1	(D)	(D)	(D)	AA
8742	Management consulting services -----	4	(D)	(D)	(D)	BB
8743	Public relations services -----	—	—	—	—	—
8748	Business consulting services, n.e.c. -----	4	(D)	(D)	(D)	BB

Table 9. Places With 2,500 Inhabitants or More Ranked by Volume of Receipts of Firms Subject to Federal Income Tax: 1992

[Includes only establishments with payroll. For meaning of abbreviations and symbols, see introductory text. For explanation of terms and comparability of 1987 and 1992 censuses, see appendix A. For information on geographic areas followed by ▲, see appendix F]

Geographic area	Receipts		Cumulative receipts		Geographic area	Receipts		Cumulative receipts	
	Rank ¹	Amount (\$1,000)	Amount (\$1,000)	Percent of State total		Rank ¹	Amount (\$1,000)	Amount (\$1,000)	Percent of State total
Ohio -----	(X)	40 844 187	40 844 187	100.0	Ohio—Con.				
Columbus ▲ -----	1	3 977 576	3 977 576	9.7	Portsmouth -----	81	81 014	27 631 140	67.7
Cincinnati -----	2	3 448 653	7 426 229	18.2	Chillicothe -----	82	80 530	27 711 670	67.8
Cleveland -----	3	3 204 619	10 630 848	26.0	Oregon -----	83	79 903	27 791 573	68.0
Toledo -----	4	1 413 884	12 044 732	29.5	Massillon -----	84	78 804	27 871 377	68.2
Dayton -----	5	1 077 428	13 122 160	32.1	Reynoldsburg ▲ -----	85	76 445	27 947 822	68.4
Akron -----	6	1 015 689	14 137 849	34.6	Stow -----	86	76 418	28 024 240	68.6
Dublin ▲ -----	7	659 556	14 797 405	36.2	Troy -----	87	75 425	28 099 665	68.8
Beachwood -----	8	474 571	15 271 976	37.4	Maple Heights -----	88	74 738	28 174 403	69.0
Kettering ▲ -----	9	428 925	15 700 901	38.4	Xenia -----	89	73 632	28 248 035	69.2
Youngstown ▲ -----	10	382 928	16 083 829	39.4	Brooklyn -----	90	71 312	28 319 347	69.3
Blue Ash -----	11	353 143	16 436 972	40.2	Defiance -----	91	70 906	28 390 253	69.5
Canton -----	12	345 602	16 782 574	41.1	Grove City -----	92	70 721	28 460 974	69.7
Milford ▲ -----	13	345 532	17 128 106	41.9	Gahanna -----	93	70 448	28 531 422	69.9
Independence -----	14	321 698	17 449 804	42.7	Mason -----	94	68 374	28 599 796	70.0
Springdale -----	15	272 490	17 722 294	43.4	Parma Heights -----	95	67 363	28 667 159	70.2
Middleburg Heights -----	16	272 379	17 994 673	44.1	Gallipolis -----	96	65 810	28 732 969	70.3
Westerville ▲ -----	17	271 734	18 266 407	44.7	New Philadelphia -----	97	65 414	28 798 383	70.5
Parma -----	18	270 015	18 536 422	45.4	Broadview Heights -----	98	64 848	28 863 231	70.7
Upper Arlington -----	19	262 162	18 798 584	46.0	Brunswick -----	99	64 088	28 927 319	70.8
Montgomery -----	20	257 480	19 056 064	46.7	Dover -----	100	64 070	28 991 389	71.0
Warren -----	21	247 928	19 303 992	47.3	Berea -----	101	64 054	29 055 443	71.1
Solon -----	22	240 724	19 544 716	47.9	Huber Heights ▲ -----	102	63 683	29 119 126	71.3
Worthington -----	23	238 722	19 783 438	48.4	Alliance ▲ -----	103	62 906	29 182 032	71.4
Mansfield -----	24	234 660	20 018 098	49.0	Bowling Green -----	104	62 214	29 244 246	71.6
Westlake -----	25	231 730	20 249 828	49.6	Bellefontaine -----	105	61 751	29 305 997	71.8
Fairborn -----	26	225 103	20 474 931	50.1	Ashtabula -----	106	59 375	29 365 372	71.9
Sharonville ▲ -----	27	217 529	20 692 460	50.7	North Royalton -----	107	57 768	29 423 140	72.0
Springfield -----	28	207 881	20 900 341	51.2	Painesville -----	108	57 266	29 480 406	72.2
Lakewood -----	29	205 718	21 106 059	51.7	Brecksville -----	109	56 782	29 537 188	72.3
Beavercreek -----	30	199 068	21 305 127	52.2	Hudson Village -----	110	56 176	29 593 364	72.5
Moraine -----	31	195 576	21 500 703	52.6	Ravenna -----	111	55 653	29 649 017	72.6
Mentor -----	32	191 400	21 692 103	53.1	Piqua -----	112	55 414	29 704 431	72.7
Marion -----	33	177 759	21 869 862	53.5	Fairview Park -----	113	55 174	29 759 605	72.9
Lima -----	34	175 543	22 045 405	54.0	Reading -----	114	54 851	29 814 456	73.0
Newark -----	35	174 611	22 220 016	54.4	Sidney -----	115	54 070	29 868 526	73.1
Mayfield Heights -----	36	173 693	22 393 709	54.8	Tallmadge ▲ -----	116	53 921	29 922 447	73.3
Lorain -----	37	160 882	22 554 591	55.2	Delaware -----	117	53 894	29 976 341	73.4
Findlay -----	38	159 006	22 713 597	55.6	Niles -----	118	53 001	30 029 342	73.5
Fairfield ▲ -----	39	157 275	22 870 872	56.0	Kent -----	119	52 944	30 082 286	73.7
Zanesville -----	40	156 538	23 027 410	56.4	Barberton -----	120	52 530	30 134 816	73.8
Euclid -----	41	155 037	23 182 447	56.8	Madeira -----	121	51 511	30 186 327	73.9
Brook Park -----	42	154 010	23 336 457	57.1	Wickliffe -----	122	50 996	30 237 323	74.0
Maumee -----	43	151 047	23 487 504	57.5	Cambridge -----	123	50 722	30 288 045	74.2
Willoughby -----	44	149 581	23 637 085	57.9	Athens -----	124	50 411	30 338 456	74.3
Elyria -----	45	147 469	23 784 554	58.2	Norwalk -----	125	47 789	30 386 245	74.4
Middletown ▲ -----	46	146 168	23 930 722	58.6	Fremont -----	126	47 621	30 433 867	74.5
Hilliard -----	47	145 546	24 076 268	58.9	Mount Vernon -----	127	46 221	30 480 087	74.6
Twinsburg -----	48	143 820	24 220 088	59.3	Tiffin -----	128	46 143	30 526 230	74.7
Hamilton -----	49	143 759	24 363 847	59.7	Salem -----	129	46 050	30 572 280	74.9
Cuyahoga Falls -----	50	140 125	24 503 972	60.0	East Liverpool -----	130	45 831	30 618 111	75.0
North Olmsted -----	51	140 025	24 643 997	60.3	Ashland -----	131	45 675	30 663 786	75.1
Sandusky -----	52	128 618	24 772 615	60.7	Wadsworth -----	132	45 586	30 709 372	75.2
Shaker Heights -----	53	124 690	24 897 305	61.0	Lebanon -----	133	45 250	30 754 622	75.3
Medina -----	54	123 094	25 020 399	61.3	Greenville -----	134	45 016	30 799 638	75.4
Lancaster -----	55	121 234	25 141 633	61.6	Willoughby Hills -----	135	44 730	30 844 368	75.5
Evendale -----	56	114 512	25 256 145	61.8	Celina -----	136	44 516	30 888 884	75.6
Wilmington -----	57	110 728	25 366 873	62.1	West Carrollton City -----	137	42 770	30 931 654	75.7
Warrensville Heights -----	58	110 393	25 477 266	62.4	North Canton -----	138	42 390	30 974 044	75.8
Vandalia -----	59	109 283	25 586 549	62.6	Bryan -----	139	42 256	31 016 300	75.9
Strongsville -----	60	108 946	25 695 495	62.9	Seven Hills -----	140	41 363	31 057 663	76.0
Mayfield -----	61	108 109	25 803 604	63.2	Richmond Heights -----	141	40 124	31 097 787	76.1
Wooster -----	62	105 783	25 909 387	63.4	Englewood -----	142	40 091	31 137 878	76.2
Sylvania -----	63	100 045	26 009 432	63.7	Highland Heights -----	143	39 635	31 177 513	76.3
Centerville -----	64	96 056	26 105 488	63.9	Richfield -----	144	38 620	31 216 133	76.4
South Euclid -----	65	95 693	26 201 181	64.1	Loveland ▲ -----	145	38 299	31 254 432	76.5
Cleveland Heights -----	66	95 556	26 296 737	64.4	Bedford -----	146	38 275	31 292 707	76.6
Marysville -----	67	94 634	26 391 371	64.6	Pepper Pike -----	147	37 932	31 330 639	76.7
Stuebenville -----	68	93 972	26 485 343	64.8	Cheviot -----	148	37 584	31 368 223	76.8
Norwood -----	69	93 694	26 579 037	65.1	Girard -----	149	37 530	31 405 753	76.9
Fairlawn -----	70	92 819	26 671 856	65.3	Shelby -----	150	36 767	31 442 520	77.0
Miamisburg -----	71	92 268	26 764 124	65.5	Circleville -----	151	36 268	31 478 788	77.1
Garfield Heights -----	72	91 695	26 855 819	65.8	Canfield -----	152	35 799	31 514 587	77.2
Rocky River -----	73	90 521	26 946 340	66.0	St. Clairsville -----	153	35 627	31 550 214	77.2
Aurora -----	74	89 027	27 035 367	66.2	Northwood -----	154	34 750	31 584 964	77.3
Marietta -----	75	88 154	27 123 521	66.4	Macedonia -----	155	34 524	31 619 488	77.4
Forest Park -----	76	87 955	27 211 476	66.6	Northfield -----	156	34 123	31 653 611	77.5
Perrysburg -----	77	85 907	27 297 383	66.8	Monroe ▲ -----	157	34 004	31 687 615	77.6
Chagrin Falls -----	78	85 874	27 383 257	67.0	Eastlake -----	158	33 720	31 721 335	77.7
Whitehall -----	79	85 233	27 468 490	67.3	University Heights -----	159	33 151	31 754 486	77.7
Lyndhurst -----	80	81 636	27 550 126	67.5	Franklin -----	160	33 018	31 787 504	77.8

See footnotes at end of table.

Table 9. Places With 2,500 Inhabitants or More Ranked by Volume of Receipts of Firms Subject to Federal Income Tax: 1992 —Con.

[Includes only establishments with payroll. For meaning of abbreviations and symbols, see introductory text. For explanation of terms and comparability of 1987 and 1992 censuses, see appendix A. For information on geographic areas followed by ▲, see appendix F]

Geographic area	Receipts		Cumulative receipts		Geographic area	Receipts		Cumulative receipts	
	Rank ¹	Amount (\$1,000)	Amount (\$1,000)	Percent of State total		Rank ¹	Amount (\$1,000)	Amount (\$1,000)	Percent of State total
Ohio—Con.					Ohio—Con.				
Bucyrus	161	32 360	31 819 864	77.9	Georgetown	241	11 566	33 442 786	81.9
Woodlawn	162	32 256	31 852 120	78.0	Struthers	242	11 464	33 454 250	81.9
Chardon	163	31 404	31 883 524	78.1	Minerva ▲	243	11 354	33 465 604	81.9
Oakwood (Montgomery County)	164	31 054	31 914 578	78.1	Coldwater	244	11 286	33 476 890	82.0
Washington	165	30 364	31 944 942	78.2	Carrollton	245	10 929	33 487 819	82.0
Wyoming	166	29 888	31 974 830	78.3	Clyde	246	10 251	33 498 070	82.0
Harrison	167	29 827	32 004 657	78.4	Cadiz	247	10 196	33 508 266	82.0
Ironton	168	29 374	32 034 031	78.4	Orange	248	9 998	33 518 264	82.1
Coshocton	169	29 235	32 063 266	78.5	Brookville	249	9 994	33 528 258	82.1
Bedford Heights	170	28 857	32 092 123	78.6	Loudonville ▲	250	9 911	33 538 169	82.1
Port Clinton	171	28 399	32 120 522	78.6	Lisbon	251	9 794	33 547 963	82.1
Van Wert	172	28 015	32 148 537	78.7	Streetsboro	252	9 285	33 557 248	82.2
Obetz	173	26 445	32 174 982	78.8	Bellbrook	253	9 197	33 566 445	82.2
Hillsboro	174	26 032	32 201 014	78.8	Martins Ferry	254	9 171	33 575 616	82.2
East Cleveland	175	25 948	32 226 962	78.9	Columbiana ▲	255	9 161	33 584 777	82.2
Avon Lake	176	25 734	32 252 696	79.0	Sheffield Lake	256	9 000	33 593 777	82.2
Cortland	177	25 411	32 278 107	79.0	West Union	257	8 920	33 602 697	82.3
Amherst	178	25 180	32 303 287	79.1	Bluffton ▲	258	8 904	33 611 601	82.3
North Ridgeville	179	24 627	32 327 914	79.1	Bellaire	259	8 781	33 620 382	82.3
St. Marys	180	24 101	32 352 015	79.2	Uhrichsville	260	8 669	33 629 051	82.3
Wapakoneta	181	23 781	32 375 796	79.3	Paulding	261	8 611	33 637 662	82.4
Urbana	182	23 665	32 399 461	79.3	Mount Gilead	262	8 603	33 646 265	82.4
Avon	183	23 659	32 423 120	79.4	Lexington	263	8 564	33 654 829	82.4
Eaton	184	23 575	32 446 695	79.4	Barnesville	264	8 470	33 663 299	82.4
Heath	185	23 548	32 470 243	79.5	South Point	265	8 271	33 671 570	82.4
Pickerington ▲	186	23 284	32 493 527	79.6	Louisville	266	8 249	33 679 819	82.5
Fostoria ▲	187	23 167	32 516 694	79.6	Johnstown	267	8 241	33 688 060	82.5
Napoleon	188	22 930	32 539 624	79.7	Covington	268	8 116	33 696 176	82.5
Deer Park	189	22 623	32 562 247	79.7	Montpelier	269	8 041	33 704 217	82.5
Swanton ▲	190	22 361	32 584 608	79.8	Newtown Falls	270	8 021	33 712 238	82.5
Oberlin	191	22 278	32 606 886	79.8	Golf Manor	271	7 913	33 720 151	82.6
Oxford	192	22 206	32 629 092	79.9	Rittman ▲	272	7 893	33 728 044	82.6
London	193	21 942	32 651 034	79.9	New Lebanon	273	7 880	33 735 924	82.6
Silverton	194	21 739	32 672 773	80.0	Yellow Springs	274	7 852	33 743 776	82.6
Jackson	195	21 499	32 694 272	80.0	Minster	275	7 785	33 751 561	82.6
Bexley	196	20 750	32 715 022	80.1	Moreland Hills	276	7 505	33 759 066	82.7
Oakwood (Cuyahoga County)	197	20 683	32 735 705	80.1	Rossford	277	7 476	33 766 542	82.7
Millersburg	198	20 550	32 756 255	80.2	Marion	278	7 466	33 774 008	82.7
Hubbard	199	20 327	32 776 582	80.2	Jefferson (Madison County)	279	7 333	33 781 341	82.7
Galion	200	20 322	32 796 904	80.3	Olmsted Falls	280	7 273	33 788 614	82.7
Logan	201	20 322	32 817 226	80.3	Greenfield	281	6 807	33 795 421	82.7
Groveport	202	20 116	32 837 342	80.4	Waverly City	282	6 788	33 802 209	82.8
North College Hill	203	20 065	32 857 407	80.4	Mogadore ▲	283	6 658	33 808 867	82.8
Tipp City	204	19 876	32 877 283	80.5	Woodsfield	284	6 602	33 815 469	82.8
Kenton	205	19 557	32 896 840	80.5	Blanchester ▲	285	6 563	33 822 032	82.8
Belleuve ▲	206	19 357	32 916 197	80.6	Granville	286	6 548	33 828 580	82.8
Bay Village	207	19 339	32 935 536	80.6	Munroe Falls	287	6 352	33 834 932	82.8
Huron	208	19 064	32 954 600	80.7	Greenhills	288	6 266	33 841 198	82.9
Lockland	209	18 702	32 973 302	80.7	Lincoln Heights	289	6 257	33 847 455	82.9
Conneaut	210	18 530	32 991 832	80.8	The Village of Indian Hill	290	6 212	33 853 667	82.9
Winterville	211	17 977	33 009 809	80.8	Mentor-on-the-Lake	291	6 071	33 859 738	82.9
Grandview Heights	212	17 706	33 027 515	80.9	Middleport	292	6 045	33 865 783	82.9
Belpre	213	17 318	33 044 833	80.9	Oak Harbor	293	5 905	33 871 688	82.9
Canal Winchester ▲	214	17 126	33 061 959	80.9	Walbridge	294	5 730	33 877 418	82.9
Archbold	215	16 592	33 078 551	81.0	New Boston	295	5 520	33 882 938	83.0
Willowick	216	16 561	33 095 112	81.0	Grafton	296	5 515	33 888 453	83.0
Orrville	217	16 090	33 111 202	81.1	Crestline ▲	297	5 506	33 893 959	83.0
Wauseon	218	15 961	33 127 163	81.1	Doylestown	298	5 413	33 899 372	83.0
Upper Sandusky	219	15 908	33 143 071	81.1	South Russell	299	5 133	33 904 505	83.0
Springboro ▲	220	15 820	33 158 891	81.2	Green ▲	300	5 067	33 909 572	83.0
Vermilion ▲	221	15 612	33 174 503	81.2	Hicksville	301	4 833	33 914 405	83.0
Norton ▲	222	15 398	33 189 901	81.3	Toronto	302	4 585	33 918 990	83.0
Mount Healthy	223	15 122	33 205 023	81.3	Nelsonville	303	4 507	33 923 497	83.1
Canal Fulton	224	15 099	33 220 122	81.3	Wellston	304	4 481	33 927 978	83.1
Geneva	225	14 912	33 235 034	81.4	Fort Shawnee	305	4 381	33 932 359	83.1
New Carlisle	226	14 902	33 249 936	81.4	Pataskala	306	4 357	33 936 716	83.1
Newcomerstown	227	14 477	33 264 413	81.4	North Baltimore	307	4 135	33 940 851	83.1
Willard	228	14 456	33 278 869	81.5	New London	308	4 071	33 944 922	83.1
Wellington	229	13 922	33 292 791	81.5	Silver Lake	309	4 015	33 948 937	83.1
Delphos ▲	230	13 804	33 306 595	81.5	Gates Mills	310	4 010	33 952 947	83.1
Trotwood	231	13 380	33 319 975	81.6	Whitehouse	311	3 953	33 956 900	83.1
Kirtland	232	12 999	33 332 974	81.6	Gibsonburg	312	3 902	33 960 802	83.1
East Palestine	233	12 979	33 345 953	81.6	West Milton	313	3 781	33 964 583	83.2
St. Bernard	234	12 602	33 358 555	81.7	New Bremen	314	3 761	33 968 344	83.2
Jefferson (Ashtabula County)	235	12 526	33 371 081	81.7	Germanstown	315	3 517	33 971 861	83.2
New Lexington	236	12 317	33 383 398	81.7	Lodi	316	3 514	33 975 375	83.2
Ottawa	237	12 128	33 395 526	81.8	Trenton	317	3 326	33 978 701	83.2
Waterville	238	12 083	33 407 609	81.8	Sebring	318	3 145	33 981 846	83.2
Ontario	239	11 994	33 419 603	81.8	Carlisle ▲	319	3 064	33 984 910	83.2
Poland	240	11 617	33 431 220	81.9	Baltimore	320	2 898	33 987 808	83.2

See footnotes at end of table.

Table 9. Places With 2,500 Inhabitants or More Ranked by Volume of Receipts of Firms Subject to Federal Income Tax: 1992 —Con.

[Includes only establishments with payroll. For meaning of abbreviations and symbols, see introductory text. For explanation of terms and comparability of 1987 and 1992 censuses, see appendix A. For information on geographic areas followed by ▲, see appendix F]

Geographic area	Receipts		Cumulative receipts		Geographic area	Receipts		Cumulative receipts	
	Rank ¹	Amount (\$1,000)	Amount (\$1,000)	Percent of State total		Rank ¹	Amount (\$1,000)	Amount (\$1,000)	Percent of State total
Ohio—Con.					Ohio—Con.				
Ada	321	2 895	33 990 703	83.2	Lakemore	334	1 617	34 018 951	83.3
Amberley	322	2 884	33 993 587	83.2	Campbell	335	1 585	34 020 536	83.3
Wellsville	323	2 821	33 996 408	83.2	Shadyside	336	1 560	34 022 096	83.3
Dennison	324	2 695	33 999 103	83.2	Crooksville	337	1 334	34 023 430	83.3
Delta	325	2 394	34 001 497	83.2	Union	338	824	34 024 254	83.3
Mingo Junction	326	2 186	34 003 683	83.3	North Kingsville	339	678	34 024 932	83.3
Cedarville	327	2 166	34 005 849	83.3	South Lebanon	340	340	34 025 272	83.3
Sabina	328	2 060	34 007 909	83.3	New Miami	(X)	—	34 025 272	83.3
Fairport Harbor	329	2 010	34 009 919	83.3	Buckeye Lake	(X)	(D)	(X)	(X)
Elmwood Place	330	1 969	34 011 888	83.3	Lordstown	(X)	(D)	(X)	(X)
Enon	331	1 897	34 013 785	83.3	McDonald	(X)	(D)	(X)	(X)
Carey	332	1 789	34 015 574	83.3	Windham	(X)	(D)	(X)	(X)
Ottawa Hills	333	1 760	34 017 334	83.3					

¹Places with suppressed receipts (if applicable) are listed at end of table rather than by rank to avoid disclosing data for individual companies.

Table 10. Counties Ranked by Volume of Receipts of Firms Subject to Federal Income Tax: 1992

[Includes only establishments with payroll. For meaning of abbreviations and symbols, see introductory text. For explanation of terms and comparability of 1987 and 1992 censuses, see appendix A. For information on geographic areas followed by ▲, see appendix F]

Geographic area	Receipts		Cumulative receipts		Geographic area	Receipts		Cumulative receipts	
	Rank ¹	Amount (\$1,000)	Amount (\$1,000)	Percent of State total		Rank ¹	Amount (\$1,000)	Amount (\$1,000)	Percent of State total
Ohio	(X)	40 844 187	40 844 187	100.0	Ohio—Con.				
Cuyahoga	1	7 976 230	7 976 230	19.5	Huron	46	82 081	39 094 859	95.7
Franklin	2	6 211 984	14 188 214	34.7	Gallia	47	80 345	39 175 204	95.9
Hamilton	3	6 031 737	20 219 951	49.5	Seneca	48	78 313	39 253 517	96.1
Montgomery	4	3 163 770	23 383 721	57.3	Mercer	49	77 826	39 331 343	96.3
Summit	5	2 231 179	25 614 900	62.7	Guernsey	50	74 974	39 406 317	96.5
Lucas	6	2 039 235	27 654 135	67.7	Ashland	51	74 615	39 480 932	96.7
Stark	7	1 090 671	28 744 806	70.4	Auglaize	52	74 505	39 555 437	96.8
Mahoning	8	905 701	29 650 507	72.6	Darke	53	73 065	39 628 502	97.0
Butler	9	684 200	30 334 707	74.3	Shelby	54	71 255	39 699 757	97.2
Lake	10	662 793	30 997 500	75.9	Knox	55	69 495	39 769 252	97.4
Greene	11	602 940	31 600 440	77.4	Athens	56	69 283	39 838 535	97.5
Lorain	12	557 430	32 157 870	78.7	Williams	57	66 373	39 904 908	97.7
Clermont	13	551 095	32 708 965	80.1	Ottawa	58	65 526	39 970 434	97.9
Trumbull	14	526 782	33 235 747	81.4	Fulton	59	62 031	40 032 465	98.0
Richland	15	330 774	33 566 521	82.2	Lawrence	60	55 629	40 088 094	98.1
Erie	16	315 665	33 882 186	83.0	Pickaway	61	49 625	40 137 719	98.3
Warren	17	303 026	34 185 212	83.7	Madison	62	49 319	40 187 038	98.4
Allen	18	295 577	34 480 789	84.4	Holmes	63	45 928	40 232 966	98.5
Medina	19	292 287	34 773 076	85.1	Preble	64	43 540	40 276 506	98.6
Wood	20	283 431	35 056 507	85.8	Van Wert	65	41 252	40 317 758	98.7
Licking	21	275 846	35 332 353	86.5	Coshocton	66	41 117	40 358 875	98.8
Clark	22	272 848	35 605 201	87.2	Highland	67	37 198	40 396 073	98.9
Portage	23	257 714	35 862 915	87.8	Jackson	68	36 829	40 432 902	99.0
Muskingum	24	207 025	36 069 940	88.3	Fayette	69	35 315	40 468 217	99.1
Tuscarawas	25	205 981	36 275 921	88.8	Champaign	70	32 787	40 501 004	99.2
Marion	26	192 664	36 468 585	89.3	Henry	71	32 362	40 533 366	99.2
Hancock	27	192 078	36 660 663	89.8	Hocking	72	27 901	40 561 267	99.3
Fairfield	28	187 303	36 847 966	90.2	Putnam	73	27 508	40 588 775	99.4
Columbiana	29	183 340	37 031 306	90.7	Brown	74	25 965	40 614 740	99.4
Wayne	30	181 509	37 212 815	91.1	Hardin	75	24 589	40 639 329	99.5
Miami	31	178 024	37 390 839	91.5	Morrow	76	23 506	40 662 835	99.6
Ashtabula	32	150 181	37 541 020	91.9	Pike	77	22 302	40 685 137	99.6
Jefferson	33	144 169	37 685 189	92.3	Perry	78	22 212	40 707 349	99.7
Geauga	34	139 861	37 825 050	92.6	Wyandot	79	21 962	40 729 311	99.7
Delaware	35	138 814	37 963 864	92.9	Carroll	80	21 658	40 750 969	99.8
Washington	36	128 738	38 092 602	93.3	Adams	81	17 700	40 768 669	99.8
Scioto	37	124 148	38 216 750	93.6	Paulding	82	17 121	40 785 790	99.9
Clinton	38	123 099	38 339 849	93.9	Meigs	83	16 816	40 802 606	99.9
Crawford	39	107 269	38 447 118	94.1	Harrison	84	14 147	40 816 753	99.9
Union	40	103 797	38 550 915	94.4	Noble	85	9 582	40 826 335	100.0
Sandusky	41	97 216	38 648 131	94.6	Monroe	86	9 477	40 835 812	100.0
Logan	42	96 023	38 744 154	94.9	Vinton	87	4 866	40 840 678	100.0
Ross	43	95 773	38 839 927	95.1	Morgan	88	3 509	40 844 187	100.0
Belmont	44	90 580	38 930 507	95.3					
Defiance	45	82 271	39 012 778	95.5					

¹Counties with suppressed receipts (if applicable) are listed at end of table rather than by rank to avoid disclosing data for individual companies.

Appendix A.

General Explanation

CENSUS COVERAGE AND METHODOLOGY

Structure and method of enumeration. Firms in the 1992 Census of Service Industries were divided into the nonmail universe and mail universe. The coverage and the method of obtaining census information from each follow:

1. The nonmail universe consisted of firms which were not required to file a regular census return and included:

- a. All taxable nonemployers, i.e., all firms subject to Federal income tax with no paid employees during 1992. Receipts information for these firms was obtained from administrative records of other Federal agencies. Although consisting of many firms, nonemployers accounted for less than 10 percent of total receipts of all establishments covered in the census.

The census included only those service nonemployer firms which reported a receipts volume of \$1,000 or more during 1992. Establishments exempt from Federal income tax with no paid employees were excluded as in previous censuses.

Data for nonemployers are not included in this report but are provided in a subsequent Non-employer Statistics report (SC92-N-1).

- b. Selected small employers, i.e., single-establishment firms with payroll below a specified cutoff. (The term "employers" refers to firms with one or more paid employees at any time during 1992 as shown in the active administrative records of other Federal agencies.) Although the payroll cutoff varied by kind of business, small employers generally included firms with less than 10 employees and represented about 10 percent of total receipts of establishments covered in the census.

Data on receipts, payroll, and employment for employer firms below the payroll cutoff were derived or estimated from administrative records of other Federal agencies, except for a sample of small employer firms in classifications for which specialized data requirements precluded reliance solely on administrative records sources. This sample was included in the mail universe.

2. The mail universe consisted of firms for which information was obtained by means of a mail canvass and included:

- a. Large employers, i.e., all multiestablishment firms, and all employer firms above the payroll size cutoff referred to in section 1b. Within this category, a report of company organization was conducted periodically to identify establishment locations of firms which operated at more than one location and to obtain information on payroll and mid-March employment at each location. The 1991 Report of Company Organization was used as a coverage check in the census. In the 1992 census, all multi-establishment firms were asked to notify the Census Bureau of any establishments for which a form was not received. Report forms were subsequently provided to the firms for these establishments.
- b. A sample of small employer firms in classifications for which specialized data precluded reliance solely on administrative records sources. These firms were sent the census mailing packages containing the appropriate 1992 questionnaire.

Method of classifying kinds of business. The service industries classifications for all establishments were based on the *Standard Industrial Classification Manual: 1987*¹ (SIC). However, the method of assigning these classifications, and the level of detail at which establishments were classified, differed between the nonmail and mail universes as follows:

1. The nonmail universe

- a. Nonemployers were classified on the basis of information obtained from administrative records of other Federal agencies.
- b. Selected small employers were classified on the basis of the most current census kind-of-business classification available from one of the Census Bureau's current sample surveys or the 1987 census. Otherwise, the classification was obtained from administrative records of other Federal agencies.

If the census or administrative record classifications proved inadequate (none corresponded to a 1992 census classification in the detail required for

¹*Standard Industrial Classification Manual: 1987*. For sale by Superintendent of Documents, U.S. Government Printing Office, Washington, DC 20402. Stock No. 041-001-00314-2.

employers), the firm was sent a brief inquiry requesting information necessary to assign a 1992 census kind-of-business code.

- Establishments in the mail universe were classified on the basis of their self-designation, answers to questions on receipts by type of service provided, and other special inquiries.

Method of assigning tax status. For kind-of-business classifications² where there were substantial numbers of taxable and tax-exempt establishments, establishments were classified based on the Federal income tax filing requirement for the establishment or organization. This classification was based primarily on the response to an inquiry on the census questionnaire. Establishments that indicated that all or part of their income was exempt from Federal income tax under provisions of section 501 of the IRS code were classified as tax-exempt; establishments indicating no such exemption were classified as taxable. All government-operated hospitals were classified as tax-exempt. For establishments in the nonmail universe, the tax status classification was based upon the type of tax return filed by the firm or organization.

For selected kind-of-business classifications³ comprised primarily of tax-exempt establishments, all establishments in those classifications were defined as tax-exempt. All establishments in the remaining kind-of-business classifications (comprised primarily of taxable establishments) were defined as taxable.

COMPARABILITY OF THE 1987 AND 1992 CENSUSES

The 1987 and 1992 censuses were conducted under similar conditions and procedures except for the following:

Geographic areas. The boundaries of a number of areas for which data are shown in the 1992 census are not the same as in the 1987 census because of annexations; other boundary changes; and redefinitions of metropolitan statistical areas (MSA's), primary metropolitan statistical areas (PMSA's), and consolidated metropolitan statistical areas (CMSA's).⁴ In addition, data for consolidated cities are included in the 1992 census.

Data for special economic urban areas (SEUA's) with 10,000 inhabitants or more in Michigan, Minnesota, New York, and Wisconsin qualified for publication in the 1992 census. This included townships in Michigan and Minnesota and towns in New York and Wisconsin. However, Minnesota did not have any townships that met the population criteria.

²SIC's 7032, 792, 7991 pt., 7997, 7999 pt., 8011 pt., 8021 pt., 805, 806, 808, 809, 82, 83, 84 pt., 873 ex. 8733, 874 ex. 8744.

³SIC's 7041, 8111 pt., 84 pt., 86, 8733.

⁴Newly defined metropolitan areas (MA's) were announced by the Office of Management and Budget (OMB) effective June 30, 1993.

Nonemployer firms. In 1987, data for nonemployer firms were published for the United States, States, metropolitan areas, counties, and places in four regional reports in the Nonemployer Statistics Series (SC87-N-1 to -4).

For 1992, data for nonemployers by kind of business are presented in one *Nonemployer Statistics* report (SC92-N-1) for the United States, States, and metropolitan areas. Nonemployer data for counties and places are available on compact disc-read only memory (CD-ROM).

Employment. In 1987, employment data withheld to avoid disclosing data for individual companies were represented with the symbol "(D)." In 1992, withheld employment data are represented with symbols that denote employment size ranges. These symbols are defined in the introductory text.

Sources of receipts/revenue. In 1987, data on sources of receipts/revenue for selected industries were published with other industry-specific data in the *Miscellaneous Subjects* report (SC87-S-4) of the Subject Series. In 1992, sources of receipts/revenue data are presented separately in the *Sources of Receipts or Revenue* report (SC92-S-4) of the Subject Series.

Legal form of organization. In 1987, data on the number of individual proprietorships/partnerships were published in the Geographic Area Series. In 1992, individual proprietorship/partnership data are published in the *Establishment and Firm Size* report (SC87-S-1) and in the *Nonemployer Statistics* report (SC87-N-1).

EXPLANATION OF TERMS

Establishments. An establishment is a single physical location at which business is conducted. It is not necessarily identical with a company or enterprise, which may consist of one establishment or more. Statistics for service industries represent a summary of reports for individual establishments rather than companies. For cases where a census report was received, separate information was obtained for each location where business was conducted. When administrative records of other Federal agencies were used instead of a census report, no information was available on the number of locations operated. Estimates of this number were derived from a sample and are provided in the service industries report, *Miscellaneous Subjects* (SC92-S-5). Each census report was tabulated according to the physical location at which the business was conducted. The count of establishments represents those in business at any time during 1992. Appendix G provides a comparison of the number of establishments active any time during the year versus the number in business at the end of the year.

When two activities or more were carried on at a single location under a single ownership, all activities generally were grouped together as a single establishment. The

entire establishment was classified on the basis of its major activity and all data for it were included in that classification. However, when distinct and separate economic activities (for which different industry classification codes were appropriate) were conducted at a single location under a single ownership, and when conditions prescribed by the SIC manual for recognizing the existence of more than one establishment were met, separate establishment reports for each of the different activities were obtained in the census.

Leased service departments (separately owned businesses operated as departments or concessions of other service establishments or of retail businesses, such as a separately owned shoeshine parlor in a barber shop, or a beauty shop in a department store) are treated as separate service establishments for census purposes. Leased retail departments located in service establishments (e.g., a gift shop located in a hotel) are considered separate retail establishments.

Firms. A firm is a business organization or entity consisting of one domestic establishment (location) or more under common ownership or control. All establishments of subsidiary firms are included as part of the controlling firm. For the economic census, the terms "firm" and "company" are synonymous.

Receipts (Basic dollar volume measure for service establishments of firms subject to Federal income tax). Includes receipts from customers or clients for services rendered, from the use of facilities, and from merchandise sold during 1992 whether or not payment was received in 1992, except for health practitioners and legal, architectural, engineering, and surveying services, which reported on a cash basis (payments received in 1992 regardless of when services were rendered). Excise taxes on gasoline, liquor, tobacco, etc., which are paid by the manufacturer or wholesaler and passed on in the cost of goods purchased by the service establishment, are also included. Receipts from leasing of vehicles, equipment, etc., marketed under operating leases are included in receipts figures as well as the fair sales value of merchandise marketed in 1992 under capital, finance, or "full payout" leases. Receipts also include the total value of service contracts, amounts received for work subcontracted to others, and dues and assessments from members and affiliates.

Receipts are net after deductions for refunds and allowances for merchandise returned by customers. Receipts do not include sales, occupancy, admissions, or other taxes collected from customers and remitted directly by the firm to a local, State, or Federal tax agency, nor do they include income from such sources as contributions, gifts, and grants; dividends, interest, and investments; or sale or rental of real estate. Also excluded are rents from and receipts (gross as well as the establishment's share) of departments and concessions which are operated by others; sales of used equipment rented or leased to

customers; commissions from vending machine operators; and other nonoperating income such as royalties, franchise fees, etc.

Receipts in this report do not include service receipts of manufacturers, wholesalers, retail establishments, or other businesses whose primary activity is other than service. They do, however, include receipts other than from services rendered (e.g., sale of merchandise to individuals or other businesses) by establishments primarily engaged in performing services and classified in the service industries.

Revenue (Basic dollar volume measure for firms exempt from Federal income tax). Includes revenue from customers or clients for services rendered and merchandise sold during 1992, whether or not payment was received in 1992. Also included are income from interest, dividends, gross contributions, gifts, grants (whether or not restricted for use in operations), rents, royalties, dues and assessments from members and affiliates, and receipts from fundraising activities. Receipts from taxable business activities of firms exempt from Federal income tax (Unrelated Business Income) are also included in revenue.

Revenue does not include sales, admissions, or other taxes collected by the organization from customers or clients and paid directly to a local, State, or Federal tax agency; income from the sale of real estate, investments, or other assets (except inventory held for resale); gross receipts of departments, concessions, etc., that are operated by others; and amounts transferred to operating funds from capital or reserve funds.

Expenses. Expenses include payroll, employee benefits, interest, rent, payroll taxes, cost of supplies used for operation, depreciation expenses, fundraising expenses, contracted or purchased services, and other expenses charged to operations during 1992.

Expenses in this report exclude outlays for the purchase of real estate; construction and all other capital improvements; funds invested; assessments or dues paid to the parent or other chapters of the same organization; and, for fundraising organizations, funds transferred to charities and other organizations.

Annual payroll. Payroll includes all forms of compensation, such as salaries, wages, commissions, bonuses, vacation allowances, sick-leave pay, employee contributions to qualified pension plans, and the value of payments in kind (e.g., free meals and lodgings) paid during the year to all employees. Tips and gratuities received by employees from patrons and reported to employers are included. For corporations, payroll includes amounts paid to officers and executives; for unincorporated businesses, it does not include profit or other compensation of proprietors or partners. Payroll is reported before deductions for social security, income tax, insurance, union dues, etc. This definition of payroll is the same as that used by the Internal Revenue Service (IRS) on form 941.

First-quarter payroll. This item consists of payroll, as defined above, paid to persons employed at any time during the quarter January to March 1992.

Paid employees for pay period including March 12. Paid employees consist of the full- and part-time employees, including salaried officers and executives of corporations, who were on the payroll during the pay period including March 12. Included are employees on paid sick leave, paid holidays, and paid vacations; not included are proprietors and partners of unincorporated businesses. The definition of paid employees is the same as that used on IRS form 941.

Auxiliary establishments. Each company included in this census was asked to identify and separately report auxiliary locations whose primary functions were to manage, administer, service, or support the activities of the other establishments of the company. Data presented in this report do not include auxiliary establishments. Data for auxiliaries are presented in a subsequent report issued as part of the *1992 Enterprise Statistics* reports.

KIND-OF-BUSINESS CLASSIFICATIONS

Services, as defined in Division I of the 1987 Standard Industrial Classification (SIC) manual, includes establishments primarily engaged in rendering a wide variety of services to individuals, business and government establishments, and other organizations.

Establishments covered by the census were assigned kind-of-business classifications according to the industry classifications defined in the 1987 SIC manual. When a more detailed classification than defined in the SIC manual was needed, additional kinds of business were identified within an SIC industry.

The basis for a kind-of-business classification is described above in Method of Classifying Kinds of Business. Descriptions of those kinds of business for which data are provided in this report follow.

Hotels, Rooming Houses, Camps, and Other Lodging Places (SIC Major Group 70)

This group includes establishments engaged in providing lodging, or lodging and meals, and camping facilities. Hotels which provide accommodations for permanent residents (e.g., apartment hotels) and residential mobile home parks are classified in Real Estate, Major Group 65.

Hotels and motels (SIC 7011). Commercial establishments, known to the public as hotels, motor hotels, motels, or tourist courts, primarily engaged in providing lodging, or lodging and meals.

For large geographic areas, data are presented for the following subdivisions of this classification:

1. Hotels, 25 guestrooms or more.
2. Hotels, less than 25 guestrooms.
3. Motels, tourist courts.
4. Motor hotels.

The classification of individual establishments into hotels, motor hotels, and motels and tourist courts was based primarily on the respondents' self-designation.

Rooming and boarding houses (SIC 702). Establishments renting rooms, with or without board, on a fee basis. Homes for the elderly, for children, and for the handicapped that provide additional services, other than nursing care, are classified in Industry 8361, and homes that provide nursing and/or health-related care are classified in Industry Group 805. Rooming and boarding houses operated by membership organizations for their members only are classified in Industry 7041.

Sporting and recreational camps (SIC 7032). Sporting and recreational camps providing lodging and meals, or lodging only. Included are children's camps, fishing camps, hunting camps, and dude ranches. Day camps and sports instructional camps, such as baseball, basketball, or football camps, are classified in Industry 7999.

Recreational vehicle parks and campsites (SIC 7033). Establishments providing overnight or short-term sites for recreational vehicles, trailers, campers, or tents. Residential trailer and mobile home parks are classified in Real Estate, Major Group 65.

Organization hotels and lodging houses, on membership basis (SIC 704). Lodging houses and hotels operated by membership organizations for the benefit of their members and guests, and not open to the general public. Hotels operated by such organizations but open to the public are classified in Industry 7011. Residential homes for the elderly and others in need of residential, social, and personal care are classified in Industry 8361.

Personal Services (SIC Major Group 72)

This group includes establishments primarily engaged in providing services generally to individuals, such as barber and beauty shops, drycleaning plants, laundries, and photographic studios. For establishments classified in Industry Group 721, collecting and distributing units (branch outlets, pickup stations, terminals, or depots) owned and operated by a firm which does its own laundry work are not classified as separate establishments. Data for these units are merged with data for the plant where the work is done.

Power laundries, family and commercial (SIC 7211).

Establishments primarily engaged in operating mechanical laundries with steam or other power. Excluded are establishments which have power laundry equipment but which are primarily engaged in a specialty, such as industrial laundering, linen rental, or diaper service. These establishments are classified in other categories within Industry Group 721. Independently owned agencies for laundry plants are classified in Industry 7212. Laundries using small power equipment of household type are classified in Industry 7219.

Garment pressing, and agents for laundries and dry-cleaners (SIC 7212).

Establishments primarily engaged in providing laundry and drycleaning services but which have the laundry and/or drycleaning work done by others. Establishments in this industry may do their own pressing or finishing work. Independently owned collecting and distributing agencies serving drycleaning plants or power laundries are included in this classification.

Linen supply (SIC 7213). Establishments primarily engaged in supplying, on a rental basis, such laundered items as uniforms, aprons, table covers, bed linens, and towels. Establishments included in this classification may or may not operate their own laundry facilities.

Coin-operated laundries and drycleaning (SIC 7215).

Establishments primarily engaged in the operation of coin-operated or similar self-service laundry and/or drycleaning equipment. Included are establishments known as laundromats, launderettes, self-service drycleaners, etc. Establishments which operate such machinery in apartment houses, dormitories, and similar locations are included. Establishments which rent such machinery (e.g., to apartment houses) are classified in Industry 7359.

For large geographic areas, data are presented for the following subdivisions of this classification:

1. Coin-operated laundries and drycleaning stores.
2. Coin-operated laundry routes.

Drycleaning plants, except rug cleaning (SIC 7216).

Establishments primarily engaged in drycleaning or dyeing apparel and household fabrics other than rugs. Establishments primarily engaged in cleaning rugs are classified in Industry 7217. Independently owned agencies for cleaning plants are classified in Industry 7212. Establishments known as "tailor shops" or "cleaners" are included in this classification only if they do their own cleaning. Establishments primarily engaged in dyeing fabrics for the trade are classified in Manufacturing, Major Group 22.

Carpet and upholstery cleaning (SIC 7217). Establishments primarily engaged in cleaning carpets and upholstered furniture. Establishments primarily engaged in rug repair are classified in Industry 7699, those primarily

engaged in reupholstering and repairing furniture are classified in Industry 7641, and those primarily engaged in building cleaning are classified in Industry 7349.

Industrial launderers (SIC 7218). Establishments primarily engaged in supplying laundered or drycleaned work uniforms, wiping towels, protective apparel (gloves, flame resistant clothing, etc.), dust control items (treated mats or rugs, mops, cloths, etc.), and similar items to industrial, commercial, and government users. These items may belong to the industrial launderers and be supplied to users on a rental basis, or they may belong to the customers. Establishments included in this industry may or may not operate their own laundry or drycleaning facilities.

Laundry and garment services, n.e.c. (SIC 7219). Establishments primarily engaged in furnishing other laundry services, including repair, alteration, and storage of clothes for individuals; diaper service; and hand laundries. Custom tailors, dressmakers, and fur shops making fur apparel to custom order are classified in Retail Trade.

Photographic studios, portrait (SIC 722). Establishments primarily engaged in still or video portrait photography for the general public. Included in this classification are school, home, and transient portrait photographers. Establishments primarily engaged in commercial photography are classified in Industry 7335; those primarily engaged in video tape production other than portrait are classified in Industry 7812; and those primarily engaged in film developing and/or print processing for the trade or for the general public are classified in Industry 7384.

Beauty shops (SIC 723). Establishments primarily engaged in providing beauty services or both beauty and barber services. Beauty and cosmetology schools are also included. Beauty shop concessions (owned and operated by concessionaires) in hotels, department stores, etc., are classified in this industry and treated as separate establishments. However, beauty shops owned by and operated as part of other businesses (e.g., hotels, department stores) are considered part of the main establishment.

Barber shops (SIC 724). Establishments primarily engaged in providing barber and men's hair styling services. Barber colleges are also included. Barber shop concessions (owned and operated by concessionaires) in hotels, department stores, etc., are classified in this industry and treated as separate establishments. However, barber shops owned by and operated as part of other businesses (e.g., hotels, department stores) are considered part of the main establishment.

Shoe repair shops and shoeshine parlors (SIC 725). Establishments primarily engaged in repairing footwear or shining shoes. Also included are establishments engaged in cleaning and blocking hats. Shoe repair and shoeshine departments (owned and operated by concessionaires) in

hotels, department stores, etc., are classified in this industry and treated as separate establishments. However, shoe repair shops and shoeshine parlors owned and operated as part of other businesses (e.g., hotels, department stores) are considered part of the main establishment.

Funeral service and crematories (SIC 726). Establishments primarily engaged in preparing the dead for burial, conducting funerals, and cremating the dead. Receipts include sales of funeral merchandise, such as caskets and burial clothing, and other services provided directly by the establishments. Also included in the receipts are reimbursements for cash advances made to other establishments for funeral-related merchandise sales and services, such as flowers. Cemeteries, and crematories operated in conjunction with cemeteries, are classified in Real Estate, Industry 6553; crematories and burial services for pets are classified in Agriculture, Industry 0752.

Tax return preparation services (SIC 7291). Establishments primarily engaged in providing tax return preparation services without also providing accounting, auditing, or bookkeeping services. Establishments providing tax return preparation services which also provide accounting, auditing, or bookkeeping services are classified in Industry 8721. Tax return preparation services (owned and operated by concessionaires) in department stores, etc., are classified in this industry and treated as separate establishments. However, tax return preparation services owned and operated as part of other businesses are considered part of the main establishment.

Miscellaneous personal services, n.e.c. (SIC 7299). Establishments primarily engaged in providing personal services, not elsewhere classified, such as saunas; steam and Turkish baths; costume and formal wear rental; operation of coin-operated personal service machines, such as weighing machines, public lockers (except cold storage), pay toilets, etc.; checkroom concessions; dating service; diet or weight reducing workshops; and tanning salons. Establishments operating coin-operated amusement machines, such as pinball machines and juke boxes, are classified in Industry 7993. The operation of physical fitness facilities, including health fitness spas and reducing salons, is classified in Major Group 70 if lodging is also provided and in Industry 7991 if lodging is not provided.

For large geographic areas, data are presented for the following subdivisions of this classification:

1. Massage parlors, tanning salons, and saunas.
2. Diet and weight reducing services.
3. Formal wear rental.
4. Other personal services, n.e.c.

Business Services (SIC Major Group 73)

This group includes establishments primarily engaged in providing services, not elsewhere classified, to business establishments on a contract or fee basis.

Advertising agencies (SIC 7311). Establishments primarily engaged in preparing advertising (writing copy, artwork, graphics, and other creative work) and placing such advertising in periodicals, newspapers, radio, television, or other advertising media for clients on a contract or fee basis. Establishments which place advertising with media but perform no creative services (media buying services) are classified in Industry 7319. Establishments which write advertising copy but do not place the advertising with media are classified in Industry 8999. Establishments which provide commercial art, graphics, or other creative advertising services but do not place the advertising with media are classified in Industry Group 733. Establishments which solicit advertising for nonaffiliated radio, television, newspapers, or magazines are classified in Industry 7313.

Outdoor advertising services (SIC 7312). Establishments primarily engaged in the preparation of poster displays and painted and electric displays on billboards, panels, bulletins, and frames, principally outdoors. Such establishments may (as incidental services) construct, repair, and maintain display boards and may post advertisements. Sign painting shops are classified in Industry 7389. Shops which make neon signs to order are classified in Manufacturing. Establishments primarily engaged in erecting signs are classified in Construction.

Radio, television, and publishers' advertising representatives (SIC 7313). Establishments primarily engaged in soliciting advertising on a contract or fee basis for (nonaffiliated) newspapers, magazines, and other publications, or for radio and television stations. Advertising sales offices operated by the media are classified as auxiliaries.

For large geographic areas, data are presented for the following subdivisions of this classification:

1. Radio and television advertising representatives.
2. Publishers' advertising representatives.

Advertising, n.e.c. (SIC 7319). Establishments primarily engaged in furnishing advertising services, not elsewhere classified, such as handbill distribution, distribution of samples, and transit advertising. Establishments which provide commercial art, graphics, or other creative advertising services but do not place the advertising with the media, are classified in Industry Group 733. Establishments primarily engaged in direct mail advertising, compiling and selling mailing lists, and related services are classified in Industry 7331.

Adjustment and collection services (SIC 7322). Establishments primarily engaged in the collection or adjustment of claims other than insurance. Establishments providing insurance adjustment services are classified in Insurance, Major Group 64. Establishments providing debt counseling or adjustment services for individuals are classified in Industry 7299. Centralized charge services are classified in Finance, Major Group 61.

Credit reporting services (SIC 7323). Establishments primarily engaged in providing mercantile and consumer credit reporting services. Establishments primarily engaged in conducting personal investigations (background) and preparing reports for insurance companies and other business firms are classified in Industry 7389.

Direct mail advertising services (SIC 7331). Establishments primarily engaged in furnishing direct mail advertising services, such as creating, producing, and mailing direct mail advertising. This industry also includes establishments primarily engaged in compiling and selling mailing lists. Establishments primarily engaged in reproducing direct mail copy to order but also providing other direct mail advertising services are classified in Manufacturing if they print the copy, and in Industry 7334 if they duplicate the copy by photocopying or similar reproduction methods.

For large geographic areas, data are presented for the following subdivisions of this classification:

1. Mailing list compilers, brokers, and managers.
2. Direct mail advertising services, except mailing list services.

Photocopying and duplicating services (SIC 7334). Establishments primarily engaged in reproducing text, drawings, plans, maps, or other copy by blueprinting, photocopying, mimeographing, or other methods of duplication other than printing or microfilming. Printing, including "quick printing," is classified in Manufacturing, and microfilming is classified in Industry 7389.

For large geographic areas, data are presented for the following subdivisions of this classification:

1. Blueprinting and photocopying services.
2. Duplicating services, except printing and photocopying.

Commercial photography (SIC 7335). Establishments engaged in providing commercial photography services for advertising agencies, publishers, and other business and industrial users. Establishments engaged in still and video portrait photography are classified in Industry 7221, and those primarily engaged in mapmaking are classified in Industry 7389. Establishments primarily engaged in medical photography are classified in Industry 8099. Establishments primarily engaged in producing commercial video tape or films are classified in Industry 7812.

Commercial art and graphic design (SIC 7336). Establishments primarily engaged in providing commercial art or graphic design services for advertising agencies, publishers, and other business and industrial users. Producers of still and slide films are classified here. Establishments primarily engaged in art, except commercial and medical art, are classified in Industry 8999; those engaged in medical art are classified in Industry 8099; and those providing drafting services are classified in Industry 7389.

For large geographic areas, data are presented for the following subdivisions of this classification:

1. Commercial art.
2. Graphic arts and related design.

Secretarial and court reporting services (SIC 7338). Establishments primarily engaged in furnishing secretarial, typing, word processing, resume writing, and court reporting services.

Disinfecting and pest control services (SIC 7342). Establishments primarily engaged in providing disinfection and termite, insect, rodent, and other pest control generally in dwellings or other buildings. Establishments primarily engaged in pest control for lawns or agricultural production are classified in Agriculture.

Building cleaning and maintenance services, n.e.c. (SIC 7349). Establishments primarily engaged in furnishing building cleaning and maintenance services, not elsewhere classified, such as window cleaning, janitorial services, floor waxing, and office cleaning. General contractors and special trade contractors primarily engaged in building repair work, cleaning building exteriors by sand or steam blasting, or cleaning up after construction are classified in Construction.

Medical equipment rental and leasing (SIC 7352). Establishments primarily engaged in renting or leasing (except finance leasing) medical equipment. These establishments may also sell medical supplies, but establishments primarily engaged in selling medical supplies are classified in Wholesale or Retail Trade. Establishments primarily engaged in finance leasing are classified in Finance, Industry 6159.

Heavy construction equipment rental and leasing (SIC 7353). Establishments primarily engaged in renting or leasing (except finance leasing) heavy construction equipment, with or without operators. Establishments primarily engaged in finance leasing are classified in Finance, Industry 6159.

For large geographic areas, data are presented for the following subdivisions of this classification:

1. Rental and leasing of heavy construction equipment without operators.
2. Rental and leasing of heavy construction equipment with operators.

Equipment rental and leasing, n.e.c. (SIC 7359). Establishments primarily engaged in renting or leasing (except finance leasing) equipment, not elsewhere classified, such as tools, furniture, industrial equipment (except heavy construction), televisions, appliances, party supplies, etc. Establishments primarily engaged in finance leasing are classified in Finance, Industry 6159.

Establishments renting or leasing automobiles and trucks without drivers are classified in Industry Group 751; those renting with drivers, in Transportation. Establishments renting (or leasing) medical equipment are classified in Industry 7352; video tapes and cassettes, in Industry 7841; amusement and recreation items, such as bicycles, beach chairs, etc., in Industry 7999; personal items, such as formal wear, lockers (other than refrigerated), and pillows, in Industry 7299; commercial boats, in Water Transportation, Major Group 44. Direct leasing of machinery or equipment by the manufacturer is classified in Manufacturing or Wholesale Trade. Establishments primarily leasing computer time, including time-sharing services, are classified in Industry 7374; and those renting or leasing computers or data processing equipment, in Industry 7377.

For large geographic areas, data are presented for the following subdivisions of this classification:

1. Equipment rental, except rent-to-own.
2. Equipment leasing, except finance leasing.
3. Rent-to-own.

Employment agencies (SIC 7361). Establishments primarily engaged in providing placement and employment services for employers or those seeking employment. Modeling agencies and nurses' registries are included. Theatrical employment agencies are classified in Industry 7922; motion picture casting bureaus, in Industry 7819; and establishments engaged in furnishing help to other businesses, in Industry 7363.

Help supply services (SIC 7363). Establishments primarily engaged in supplying temporary or continuing help (except agricultural) to other businesses on a contract or fee basis. The help supplied is on the payroll of the supplying establishment but is under the direct or general supervision of the business to whom the help is furnished. Establishments primarily engaged in providing placement and employment services are classified in Industry 7361. Establishments which provide both management and staff to operate a business are classified according to the type of activity of the business. Establishments primarily engaged in furnishing personnel to perform a range of services in support of the operation of other establishments are classified in Industry 8744. Farm labor supply is classified in Agriculture, Industry 0761.

For large geographic areas, data are presented for the following subdivisions of this classification:

1. Temporary help supply.
2. Employee leasing.
3. Other help supply services.

Computer programming services (SIC 7371). Establishments primarily engaged in providing custom computer programming services on a contract or fee basis. These

establishments often perform a variety of additional services, such as computer software design and analysis, modification of existing software, and training in the use of custom software. Establishments primarily engaged in the development and marketing of prepackaged software are classified in Industry 7372. Computer processing services are classified in Industry 7374.

Prepackaged software (SIC 7372). Establishments primarily engaged in designing and developing prepackaged software, including operating, utility, and applications programs. These establishments may also prepare software documentation for the user, install software for the user, and train the user in the use of the software. Establishments primarily engaged in buying and selling prepackaged software are classified in Wholesale or Retail Trade. Custom computer software services, including computer code authors, are classified in Industry 7371.

Computer integrated systems (SIC 7373). Establishments primarily engaged in developing or modifying computer software and packaging or bundling the software with hardware (computers and peripheral equipment) to create an integrated system for specific application. These establishments are involved in all phases of systems development, from design through installation. Establishments primarily engaged in buying and selling computer software and/or hardware are classified in Wholesale or Retail Trade, and establishments primarily engaged in manufacturing computers and/or peripheral equipment are classified in Manufacturing.

Computer processing and data preparation and processing services (SIC 7374). Establishments primarily engaged in providing computer processing and data preparation services. Service may consist of complete processing and preparation of reports from data supplied by the customer, or it may be specialized, such as data entry or making data processing equipment available on an hourly or time-sharing basis.

Information retrieval services (SIC 7375). Establishments primarily engaged in providing on-line information retrieval services on a contract or fee basis. The information generally involves a range of subjects and is taken from other primary sources. Establishments which collect and originate the data are classified in the industry associated with that activity.

Computer facilities management services (SIC 7376). Establishments primarily engaged in providing on-site management and operation of computer and data processing facilities on a contract or fee basis. Establishments primarily engaged in providing computer and data processing at their own facilities are classified in Industry 7374.

Computer rental and leasing (SIC 7377). Establishments primarily engaged in renting or leasing (except finance) computers and related data processing equipment on the

customers' site, whether or not also providing maintenance or support services. Establishments primarily engaged in both manufacturing and leasing computers and related data processing equipment are classified in Division D, Manufacturing, and separate establishments owned by the manufacturer and primarily engaged in leasing are classified in Wholesale Trade. Establishments primarily engaged in finance leasing of computers and related data processing equipment are classified in Finance, Industry 6159, and those primarily engaged in leasing computer time are classified in Industry 7374.

Computer maintenance and repair (SIC 7378). Establishments primarily engaged in the maintenance and repair of computers and computer peripheral equipment.

Computer related services, n.e.c. (SIC 7379). Establishments primarily engaged in providing computer related services, not elsewhere classified, such as computer consulting, disk and diskette conversion, and tape recertification.

For large geographic areas, data are presented for the following subdivisions of this classification:

1. Computer consultants.
2. Miscellaneous computer services, n.e.c.

Detective, guard, and armored car services (SIC 7381). Establishments primarily engaged in providing detective, guard, and armored car services. Fingerprint service, polygraph service, and rental of dogs for protective service are included in this classification.

For large geographic areas, data are presented for the following subdivisions of this classification:

1. Detective agencies and guard services.
2. Armored car services.

Security systems services (SIC 7382). Establishments primarily engaged in monitoring and maintaining security systems devices, such as burglar and fire alarms. These establishments may also sell, lease, and/or install the security systems which they monitor and maintain. Establishments primarily engaged in the sales and installation, or installation only, of such devices are classified in Construction, Industry 1731.

News syndicates (SIC 7383). Establishments primarily engaged in providing news, pictures, features, and news reporting services to newspapers and periodicals. Separate establishments of newspaper and periodical publishers which are engaged in gathering news are classified as auxiliaries.

Photofinishing laboratories (SIC 7384). Establishments primarily engaged in developing film and photographic prints and enlargements. Data for retail outlets (kiosks),

which are owned and operated by photofinishing laboratories for the pickup and delivery of film, are merged with data for the laboratory which owns them and are not treated as separate establishments. Establishments primarily engaged in processing motion picture and video film for the motion picture and television industries are classified in Industry 7819.

For large geographic areas, data are presented for the following subdivisions of this classification:

1. Photofinishing laboratories, except "one-hour" (mini) labs.
2. "One-hour" (mini) photofinishing.

Business services, n.e.c. (SIC 7389). Establishments primarily engaged in furnishing business services, not elsewhere classified, such as auctioneers' establishments (service only), business brokers, drafting service, independent lecture bureaus, inspection service, printing brokers, notaries public, and shop window decoration or trimming, on a commission or fee basis.

For large geographic areas, data are presented for the following subdivisions of this classification:

1. Sign painting shops. Establishments primarily engaged in making signs to individual order or in doing office door and window lettering. Establishments primarily engaged in making signs other than on a custom basis and neon sign manufacturers are classified in Manufacturing.
2. Interior designing. Establishments primarily engaged in advising clients on the selection of furniture, draperies, rugs, and other interior decorations on a commission or fee basis. Establishments providing interior designing service but primarily engaged in the sale of merchandise, are not included. Painting and papering contractors who frequently call themselves "interior decorators" are classified in Construction.
3. Telephone answering services. Establishments primarily engaged in transmitting telephone messages to their clients. Paging services are classified in Communications.
4. Water softening and conditioning services. Establishments primarily engaged in softening water by chemical treatment or other methods.
5. Packaging and labeling services. Establishments primarily engaged in packaging and labeling products, on a contract or fee basis, in packages or other containers normally intended for retail distribution. Companies primarily engaged in packing, crating, and otherwise preparing goods for shipping are classified in Transportation.
6. Trading stamp services. Establishments primarily engaged in selling trading stamps or merchandise coupons to merchants. The redemption stores of trading stamp companies are classified as auxiliary to this industry.

7. Convention and trade show services. Establishments primarily engaged in providing a variety of services to conventions and trade shows on a contract or fee basis, including decoration services, registration services, promotion, and other administrative functions.
8. Private mail centers. Establishments primarily engaged in providing mailbox rental and other postal and mailing (except advertising) services. In addition, establishments may provide typing, photocopying, and FAX services, and may sell office supplies.
9. Miscellaneous business services, n.e.c. Establishments primarily engaged in furnishing business services, not elsewhere classified.

Automotive Repair, Services, and Parking (SIC Major Group 75)

This group includes establishments primarily engaged in furnishing automotive repair, rental, leasing, parking, and other services. Similar facilities owned and operated by concerns for their own use and not available to the general public are treated as auxiliary establishments of those concerns and are not included here. Automotive repair shops operated by establishments engaged in the sale of new automobiles are classified in Retail Trade, as are those operated by gasoline service stations (where sales of merchandise (including fuel) exceed repair receipts). Automobile driving instruction is classified in Industry 8299.

Truck rental and leasing, without drivers (SIC 7513).

Establishments primarily engaged in short-term rental or extended-term leasing (with or without maintenance) of trucks, truck tractors, or semitrailers without drivers. Establishments primarily engaged in renting or leasing, except finance leasing, of industrial trucks are classified in Industry 7359; those renting or leasing trucks with drivers are classified in Transportation, Industry Group 421; and those renting or leasing heavy construction and earth moving equipment are classified in Industry 7353. Establishments primarily engaged in finance leasing are classified in Finance, Major Group 61.

For large geographic areas, data are presented for the following subdivisions of this classification:

1. Truck rental, without drivers.
2. Truck leasing, except finance leasing.

Passenger car rental (SIC 7514). Establishments primarily engaged in short-term rental of passenger cars without drivers. Data for separate automotive rental offices or concessions (e.g., airport locations) in the same metropolitan area, for which a common fleet of cars is maintained, are merged and not considered as separate establishments. Establishments primarily engaged in renting automobiles with drivers are classified in Transportation, Industry 4119.

Passenger car leasing (SIC 7515). Establishments primarily engaged in extended-term leasing of passenger cars without drivers. These establishments may or may not provide maintenance of vehicles as part of the lease contract. Establishments primarily engaged in renting automobiles with drivers are classified in Transportation, Industry 4119. Establishments primarily engaged in finance leasing are classified in Finance, Major Group 61.

Utility trailer and recreational vehicle rental (SIC 7519).

Establishments primarily engaged in daily or extended-term rental of utility trailers and recreational vehicles. Establishments primarily engaged in renting motorcycles, bicycles, golf carts, gocarts, or recreational boats are classified in Industry 7999, and those engaged in renting airplanes are classified in Industry 7359. Establishments primarily engaged in the rental of mobile homes on site are classified in Real Estate, Industry 6515.

Automobile parking (SIC 7521).

Establishments primarily engaged in the temporary parking of automobiles usually on an hourly, daily, or monthly contract or fee basis. Excluded are municipal parking lots and lots operated by establishments or institutions primarily engaged in other activities (e.g., department stores, hospitals, restaurants). Valet parking is classified in Industry 7299. Establishments primarily engaged in extended or dead storage of automobiles are classified in Transportation, Industry 4226.

For large geographic areas, data are presented for the following subdivisions of this classification:

1. Parking lots.
2. Parking structures.

Top, body, and upholstery repair shops and paint shops (SIC 7532).

Establishments primarily engaged in the repair of automotive tops, bodies, and interiors, or automotive painting and refinishing. Also included in the industry are establishments primarily engaged in customizing automobiles, trucks, and vans, except on a factory basis. Those engaged in customizing automobiles, trucks, and vans on a factory basis are classified in Manufacturing, Industry Group 371.

For large geographic areas, data are presented for the following subdivisions of this classification:

1. Top and body repair shops.
2. Paint shops.

Automotive exhaust system repair shops (SIC 7533).

Establishments primarily engaged in the installation, repair, or sale and installation of automotive exhaust systems. The sale of mufflers, tailpipes, and catalytic converters is considered to be incidental to the installation of these products.

Tire retreading and repair shops (SIC 7534).

Establishments primarily engaged in repairing and retreading automotive tires. Establishments classified here may either retread customers' tires or retread tires for sale or exchange to the user or the trade.

Automotive glass replacement shops (SIC 7536). Establishments primarily engaged in the installation, repair, or sale and installation of automotive glass. The sale of the glass is considered incidental to the replacement.

Automotive transmission repair shops (SIC 7537). Establishments primarily engaged in the installation, repair, or sale and installation of automotive transmissions. The sale of transmissions and related parts is considered incidental to transmission installation or repair.

General automotive repair shops (SIC 7538). Establishments primarily engaged in general automotive repair, such as engine repair shops (except industrial truck engines), general repair and service garages, and diesel engine repair shops. Establishments primarily engaged in specialized repair of individual engine components, not elsewhere classified, are classified in Industry 7539. Establishments primarily engaged in repair of motorcycles are classified in Industry 7699.

For large geographic areas, data are presented for the following subdivisions of this classification:

1. General automotive repair shops, except diesel.
2. Diesel repair shops.

Automotive repair shops, n.e.c. (SIC 7539). Establishments primarily engaged in specialized automotive repair, not elsewhere classified, such as fuel service (carburetor repair), brake relining, front-end and wheel alignment, and radiator repair. Establishments primarily engaged in automotive welding are classified in Industry 7692.

For large geographic areas, data are presented for the following subdivisions of this classification:

1. Radiator repair.
2. Brake, front end, and wheel alignment.
3. Carburetor repair shops.
4. Automotive electrical repair shops.
5. Other automotive repair shops, n.e.c. Establishments primarily engaged in specialized automotive repairs, not elsewhere classified, such as frame repair, piston ring service and repair, speedometer repair, and heater and air-conditioning repair.

Carwashes (SIC 7542). Establishments primarily engaged in washing, waxing, and polishing motor vehicles or furnishing facilities for the self-service washing of motor vehicles.

Automotive services, except repair and carwashes (SIC 7549). Establishments primarily engaged in furnishing automotive services, except repair and carwashes, such as lubricating service, towing service, diagnostic service, undercoating service, and inspection service.

For large geographic areas, data are presented for the following subdivisions of this classification:

1. Lubrication shops.
2. Towing services.
3. Other automotive services, n.e.c.

Miscellaneous Repair Services (SIC Major Group 76)

This group includes establishments primarily engaged in miscellaneous repair services, not elsewhere classified. Repair departments of retail dealers or manufacturers are not included unless operated as separate establishments and reported as such. This group does not include some repair services of which the more important are: repair to structures (classified in Construction); garment and shoe repair (classified in Major Group 72); automotive repair services (classified in Major Group 75); electronic computer and computer peripheral equipment repair services (classified in Industry 7378); ship and boat repair (classified in Manufacturing); and railroad repair (classified in Manufacturing).

Radio and television repair shops (SIC 7622). Establishments primarily engaged in repairing radios, televisions, phonographs, stereo equipment, and tape recorders. Also included are establishments engaged in installing and repairing television, amateur, and citizens' band antennas, and those engaged in installing and servicing similar equipment in homes, offices, boats, automobiles, or other vehicles. Establishments primarily engaged in installation, repair, or maintenance of radio and television broadcast transmitting antennas and towers are classified in Construction. Repair departments of radio and television dealers are not included here unless operated and reported as separate establishments.

Refrigeration and air-conditioning service and repair shops (SIC 7623). Establishments primarily engaged in servicing and repairing household and commercial electrical refrigerators and air-conditioning and refrigeration equipment. Establishments primarily engaged in servicing and repairing gas refrigeration equipment are classified in Industry 7699, and those repairing automotive air-conditioning equipment are classified in Industry 7539. Establishments primarily engaged in installing refrigeration and air-conditioning systems are classified in Construction.

Electrical and electronic repair shops, n.e.c. (SIC 7629). Establishments primarily engaged in servicing and repairing electrical and electronic equipment, not elsewhere classified, such as electrical household appliances (washing machines, vacuum cleaners, irons, toasters, etc.) and electrical and electronic industrial equipment. Electrical contractors and electrical shops engaged primarily in house wiring are included in Construction, Industry 1731. The repair of electric motors is classified in Industry 7694. Repair of electronic computers and computer peripheral equipment is classified in Industry 7378.

Watch, clock, and jewelry repair (SIC 763). Establishments primarily engaged in the repair of watches, clocks, or jewelry. Establishments primarily engaged in assembling watches from purchased parts are classified in Manufacturing, Industry 3873.

Reupholstery and furniture repair (SIC 764). Establishments primarily engaged in furniture reupholstery and repair. Establishments primarily engaged in selling upholstery materials, making slipcovers and draperies to order, or in upholstering new frames to individual order are classified in Retail Trade, as are establishments making furniture and cabinets on a custom basis.

Welding repair (SIC 7692). Establishments primarily engaged in repair work by welding, including automotive welding. Welding in connection with the manufacture of a product is classified in Manufacturing. Welding contractors doing welding work at construction sites are classified in Construction, Industry 1799.

Armature rewinding shops (SIC 7694). Establishments primarily engaged in rewinding armatures and rebuilding or repairing electric motors. Establishments classified here may either repair customers' equipment or repair their own equipment for sale or exchange to users or to the trade. Establishments primarily engaged in the repair of electrical appliances are classified in Industry 7629.

Repair shops and related services, n.e.c. (SIC 7699). Establishments primarily engaged in specialized repair services, not elsewhere classified, such as farm machinery and equipment repair; lawnmower, saw, knife, and tool sharpening and repair; bicycle repair; lock and gun repair; musical instrument repair; and the repair of typewriters. Repair services which involve primarily electrical or electronic equipment or components are classified in Industry 7629; however, primarily mechanical repair of electrically powered equipment, such as electric sewing machine repair, is included here.

For large geographic areas, data are presented for the following subdivisions of this classification:

1. Farm machinery and equipment repair.
2. Lawnmower and other small gasoline engine repair. Establishments primarily engaged in saw, knife, and tool sharpening are also included here.
3. Sewer and septic tank cleaning services. Establishments primarily engaged in cleaning or repairing sewers and septic tanks. Establishments which install septic tanks are classified in Construction.
4. Other repair and related services, n.e.c. Establishments primarily engaged in specialized repair services, not elsewhere classified, such as aircraft flight instrument repair (except electrical), blacksmith shops, bicycle repair, boiler repair, photographic equipment repair,

dental instrument repair, furnace and chimney cleaning, gunsmith shops, key duplicating shops, motorcycle repair, musical instrument tuning and repair, taxidermists, typewriter repair, umbrella repair, and venetian blind repair.

Motion Pictures (SIC Major Group 78)

This group includes establishments producing and distributing motion pictures, exhibiting motion pictures in commercially operated theaters, and furnishing services to the motion picture industry. The term "motion pictures" includes similar productions for television or other media using film, tape, or other means.

Motion picture and video tape production (SIC 7812). Establishments primarily engaged in the production of theatrical and nontheatrical motion pictures and video tapes for exhibition or sale. Establishments engaged in both production and distribution of motion pictures are included here, as well as those engaged in the production of educational, industrial, and religious films. Establishments primarily engaged in motion picture and video tape reproduction are classified in Industry 7819.

For large geographic areas, data are presented for the following subdivisions of this classification:

1. Motion picture production, except for television.
2. Motion picture and tape production for television.

Services allied to motion picture production (SIC 7819). Establishments primarily engaged in performing auxiliary services to motion picture production, such as motion picture film processing, editing, and titling. Also included are casting bureaus, wardrobe and studio property rental, rental and repair of cameras and other motion picture equipment, stock footage film libraries, and television tape services (editing, transfers, etc.).

Motion picture and video tape distribution (SIC 7822). Establishments primarily engaged in the distribution (rental or sale) of theatrical and nontheatrical motion picture films or in the distribution of video tapes and disks, except to the general public. Establishments engaged in both distribution and production are classified in Industry 7812. Establishments primarily engaged in renting video tapes and disks to the general public are classified in Industry 7841, and those engaged in the sale of video tape and disks to individuals for personal or household use are classified in Retail Trade, Industry 5735.

For large geographic areas, data are presented for the following subdivisions of this classification:

1. Motion picture film exchanges.
2. Film and tape distribution for television.
3. Video tape wholesalers.

Services allied to motion picture distribution (SIC 7829). Establishments primarily engaged in performing auxiliary services to motion picture distribution, such as film delivery service, film purchasing and booking agencies, and film libraries.

Motion picture theaters, except drive-in (SIC 7832). Commercially operated theaters primarily engaged in the indoor exhibition of motion pictures.

Drive-in motion picture theaters (SIC 7833). Commercially operated theaters, commonly known as drive-in theaters, primarily engaged in the outdoor exhibition of motion pictures.

Video tape rental (SIC 7841). Establishments primarily engaged in renting recorded video tapes and disks to the general public for personal or household use. Establishments primarily engaged in renting video recorders and players are classified in Industry 7359. Establishments primarily engaged in selling recorded video tapes and disks to the general public are classified in Retail Trade, Industry 5735, and those engaged in the wholesale distribution of recorded video tapes and disks are classified in Industry 7822.

Amusement and Recreation Services, Except Motion Pictures (SIC Major Group 79)

This group includes establishments primarily engaged in providing amusement, recreation, or entertainment services, not elsewhere classified. Gambling businesses, where legal, are also included in this Major Group; however, combined gambling and lodging facilities with 25 guestrooms or more are classified in Industry 7011. Establishments primarily engaged in operating museums, art galleries, arboreta, and botanical and zoological gardens are classified in Major Group 84.

Dance studios, schools, and halls (SIC 791). Establishments primarily engaged in operating public dance halls or ballrooms, dance studios, and dance schools. Establishments primarily engaged in renting facilities used as dance halls or ballrooms are classified in Real Estate, Industry 6512.

Theatrical producers (except motion picture) and miscellaneous theatrical services (SIC 7922). Establishments primarily engaged in providing live theatrical presentations, such as road companies and summer theaters. This industry also includes services allied with theatrical presentations, such as casting agencies; booking agencies for plays, artists, and concerts; scenery, lighting, and other equipment services; and theatrical ticket agencies. Also included in this industry are producers of live and taped radio programs and commercials and producers of live television programs.

For large geographic areas, data are presented for the following subdivisions of this classification:

1. Producers of live theatrical productions. Stock or repertory companies, whether or not operating their own theaters, are included here. Establishments primarily engaged in producing shows for dinner theaters but not operating the food service are also included here. Dinner theaters operating food service are classified in Retail Trade, Industry 5812.
2. Producers of radio and television shows, except tape producers. Establishments primarily engaged in producing shows for live presentation on radio and television. Producers of motion picture and television tape are classified in Industry 7812 and producers of radio tape in the subgroup Other theatrical services.
3. Artists' and entertainers' managers or agents, concert bureaus, and booking agents.
4. Other theatrical services. Establishments engaged in theatrical services, not elsewhere classified, such as ticket agencies; theatrical, television, and radio employment agencies; theatrical equipment rental and design; and lighting. Radio show tape producers are included here.

Bands, orchestras, actors, and other entertainers and entertainment groups (SIC 7929). Establishments primarily engaged in providing entertainment other than live theatrical presentations. These establishments include bands, orchestras, and entertainers.

For large geographic areas, data are presented for the following subdivisions of this classification:

1. Dance groups and artists.
2. Symphony orchestras, opera companies, and chamber music organizations.
3. Other music groups and artists. Dance and stage bands, orchestras (except symphony or chamber), combos, quintets, soloists, and similar musical organizations, groups, and artists.
4. Other entertainers and entertainment groups. Entertainers other than dance bands, symphony orchestras, dance groups, or similar musical and dance organizations.

Bowling centers (SIC 7933). Establishments primarily engaged in providing facilities for bowling.

Professional sports clubs and promoters (SIC 7941). Operators and promoters of professional and semiprofessional athletic clubs, promoters of athletic events, and managers of individual professional athletes. Receipts from radio or television broadcasts, from sales of players, from concession operators, and from noncustomer sources are not included in the total receipts for the activities

classified here. Establishments primarily engaged in renting stadiums and athletic fields to sports promoters and clubs are classified in Real Estate, Industry Group 651.

For large geographic areas, data are presented for the following subdivisions of this classification:

1. Baseball clubs.
2. Football clubs.
3. Other professional sports clubs.
4. Managers and promoters.

Racing, including track operation (SIC 7948). Promoters and participants in racing activities, including racetrack operators, operators of racing stables, jockeys, racehorse trainers, and race car owners and operators. Establishments which own racetracks but do not engage in promotion of racing events, are classified in Real Estate, Industry Group 651. Stables and kennels primarily engaged in breeding or boarding horses and dogs are classified in Agriculture, Industry 0752.

For large geographic areas, data are presented for the following subdivisions of this classification:

1. Auto racetrack operation.
2. Horse racetrack operation.
3. Dog racetrack operation.
4. Racing stables and racing, n.e.c.

Physical fitness facilities (SIC 7991). Establishments primarily engaged in operating reducing and other health clubs, spas, and similar facilities featuring exercise and other active physical fitness conditioning, whether or not on a membership basis. Establishments providing aerobic dance and exercise classes are also included here. Sports and recreation clubs are classified in Industry 7997 if operated on a membership basis, and in Industry 7992 or 7999 if open to the general public. Health resorts and spas providing lodging are classified in Major Group 70. Establishments that promote physical fitness through diet control are classified in Industry 7299.

For large geographic areas, data are presented for the following subdivisions of this classification:

1. Physical fitness centers, except gymnasiums and athletic clubs.
2. Gymnasiums and athletic clubs.

Public golf courses (SIC 7992). Privately operated establishments primarily engaged in the operation of golf courses open to the general public on a fee basis. Municipally owned and operated golf courses are not included. Membership golf and country clubs are classified in Industry 7997. Miniature golf courses and golf driving ranges are classified in Industry 7999.

Coin-operated amusement devices (SIC 7993). Establishments primarily engaged in operating coin-operated amusement devices either in their own or in other places of business. Such amusement devices include juke boxes, pinball machines, mechanical games, video games, slot machines (where legal), and similar types of amusement equipment. The amusement devices may also be operated by bills. Amusement arcades and parlors are also included. Establishments primarily engaged in rental of such devices are classified in Industry 7359.

Amusement parks (SIC 7996). Establishments known as amusement parks, theme parks, kiddie parks, etc., which group together a number of attractions, such as mechanical rides, amusement devices, refreshment stands, and picnic grounds. Individual ride operators or concessionaires operating within the park are classified in Industry 7999, as are carnivals operating without a fixed exhibition site. Owners of the park grounds (who do not operate the amusement parks) are classified in Real Estate, Industry Group 651.

Membership sports and recreation clubs (SIC 7997). Sports and recreation clubs which maintain facilities for use only by members and their guests, such as country, golf, tennis, yacht, and swimming clubs. Such establishments are classified here regardless of the proportion of receipts derived from food or liquor sales. Membership organizations engaged in civic, social, or fraternal activities are classified in Industry 864. Physical fitness facilities are classified in Industry 7991.

Amusement and recreation services, n.e.c. (SIC 7999). Establishments primarily engaged in the operation of sports, amusement, and recreation services, not elsewhere classified, such as bathing beaches, swimming pools, and riding academies and schools. Membership sports and recreation clubs not open to the general public are classified in Industry 7997.

For large geographic areas, data are presented for the following subdivisions of this classification:

1. Concession operators of amusement devices and rides. Concession operators of mechanical rides or of amusement devices in amusement parks, carnivals, circuses, or fairs; or operators of independently operated rides or devices of this type.
2. Carnivals and circuses. Establishments operating a group of amusement, service, and/or retail units, generally known as carnivals, which do not have any fixed exhibition site; or companies engaged in the operation of circuses having acrobatic and animal shows and individual circus acts. Side shows are included here. Individual performers in circuses are classified in Other entertainers and entertainment groups, a subgroup of Industry 7929.
3. Fairs. Establishments primarily engaged in arranging and operating the exhibitions and related activities

usually associated with county, State, or similar fairs. Carnivals and side shows which are part of the fairs but which are independently owned and operated are included in the subgroup Carnivals and circuses. Other independently owned and operated amusement device and ride concessions are included in the subgroup Concession operators of amusement devices and rides.

4. Roller skating rinks.
5. Ice skating rinks.
6. Other amusement and recreation services, n.e.c. Establishments primarily engaged in the commercial operation of sports, amusement, and recreation services, not elsewhere classified. Included are establishments engaged in instruction of sports or recreational activities, such as baseball, bridge, golf, judo, karate, skiing, swimming, and tennis. Also included are establishments renting articles for amusement and recreation, such as beach chairs and accessories, bicycles, golf carts, small boats and canoes, and saddle horses.

Other establishments in this classification include commercially operated bathing beaches, gambling establishments (where legal), golf driving ranges, miniature golf courses, riding academies and stables, shooting galleries, slot-car tracks, ski lifts, day camps, and establishments engaged in the commercial operation of swimming pools open to the general public for a fee. Municipally operated golf courses and swimming pools are excluded from this census. Privately owned tourist attractions, such as natural wonders or manmade exhibits, are included here. Museums, art galleries, and botanical and zoological gardens are included in Major Group 84.

Health Services (SIC Major Group 80)

This group includes establishments primarily engaged in furnishing medical, surgical, and other health services to persons. Associations or groups, such as Health Maintenance Organizations (HMO's), primarily engaged in providing medical or other health services to members are included but those which only provide insurance covering hospitalization or medical costs are classified in Insurance, Major Group 63. Hospices providing medical services are also included in this Major Group and are classified according to the primary service provided. Health care facilities were primarily coded based on self-designation. Where multiple levels of care were indicated but were not apparently separate operations, the facility was generally classified based on the highest level of care provided. Veterinarians are classified in Agriculture, Industry Group 074.

Offices and clinics of doctors of medicine (SIC 801). Establishments of licensed practitioners having the degree of M.D. and engaged in the practice of general or specialized medicine and surgery. General medical clinics (staffed by licensed practitioners having M.D. degree) are also classified here.

Associations of physicians formed solely for sharing expenses (including payroll) are also included here. Receipts are not applicable for these associations since their operations are funded by reimbursements from member firms, and these funds are not considered operating receipts for medical services provided. However, their payroll and employment data are included in statistics presented for this category.

For large geographic areas, data are presented for the following subdivisions of this classification:

1. Offices of doctors of medicine. Includes offices as well as group clinics owned and operated by physicians for the purpose of carrying on their profession.
2. General medical clinics. Includes clinics not owned and operated by physicians associated for the purpose of carrying on their profession.

Offices and clinics of dentists (SIC 802). Establishments of licensed practitioners having the degree of D.D.S. (or D.D. Sc.) or D.M.D. and engaged in the practice of general or specialized dentistry, including dental surgery. Dental clinics are also classified here.

For large geographic areas, data are presented for the following subdivisions of this classification:

1. Offices of dentists. Includes offices as well as group clinics owned and operated by dentists associated for the purpose of carrying on their profession.
2. Dental clinics. Includes clinics not owned and operated by dentists associated for the purpose of carrying on their profession.

Offices and clinics of doctors of osteopathy (SIC 803). Establishments of licensed practitioners having the degree of D.O. and engaged in the practice of general or specialized osteopathic medicine and surgery.

For large geographic areas, data are presented for the following subdivisions of this classification:

1. Offices of osteopathic physicians.
2. Osteopathic clinics.

Offices and clinics of chiropractors (SIC 8041). Establishments of licensed practitioners having the degree of D.C. and engaged in the practice of chiropractic medicine.

Offices and clinics of optometrists (SIC 8042). Establishments of licensed practitioners having the degree of O.D. and engaged in the practice of optometry. Establishments where receipts are primarily from the sale of optical goods prescribed as a result of eye examinations performed at another establishment are classified in Retail Trade, Industry 5999.

Offices and clinics of podiatrists (SIC 8043). Establishments of licensed practitioners having the degree of D.P. and engaged in the practice of podiatry.

Offices and clinics of health practitioners, n.e.c. (SIC 8049). Establishments of health practitioners engaged in practice in health fields, not elsewhere classified, such as acupuncturists, midwives, nutritionists, physical and occupational therapists, and psychologists.

Skilled nursing care facilities (SIC 8051). Establishments primarily engaged in providing inpatient nursing and rehabilitative services to patients who require continuous health care but not hospital services. Care must be ordered by and under the direction of a physician. The staff must include a licensed nurse on duty continuously with a minimum of one full-time registered nurse on duty during each day shift. Included are establishments certified to deliver skilled nursing care under the Medicare and Medicaid programs.

Intermediate care facilities (SIC 8052). Establishments primarily engaged in providing inpatient nursing and rehabilitative services but not on a continuous basis. Staffing must include 24-hour per day personnel with a licensed nurse on duty full-time during each day shift. At least once a week, consultation with a registered nurse on the delivery of care is required. Included are facilities certified to deliver intermediate care under the Medicaid program.

Nursing and personal care facilities, n.e.c. (SIC 8059). Establishments primarily engaged in providing some nursing and/or health-related care to patients who do not require the degree of care and treatment that a skilled or intermediate care facility is designed to provide. Included are rest homes, convalescent homes, and other institutions where health care is a major element. Residential facilities, such as homes for the retarded and the elderly which provide personal care but where health care is incidental, are classified in Industry 8361.

General medical and surgical hospitals (SIC 8062). Establishments primarily engaged in providing general medical and surgical services and other hospital services. Specialty hospitals are classified in Industries 8063 and 8069.

Psychiatric hospitals (SIC 8063). Establishments primarily engaged in providing diagnostic medical services and inpatient treatment for the mentally ill. Establishments known as hospitals and primarily engaged in providing health care for the mentally retarded are classified in Industry 8051.

Specialty hospitals, except psychiatric (SIC 8069). Establishments primarily engaged in providing diagnostic services, treatment, and other hospital services for specialized categories of patients, except for the mentally ill.

Medical laboratories (SIC 8071). Establishments primarily engaged in providing professional analytic or diagnostic services to the medical profession or to the patient as

prescribed by a physician. Laboratories engaged in the manufacture of medical or pharmaceutical products are classified in Manufacturing. Laboratories engaged in commercial medical research are classified in Industry 8731, and those engaged in noncommercial medical research are classified in Industry 8733.

Dental laboratories (SIC 8072). Establishments primarily engaged in making dentures, artificial teeth, and orthodontic appliances to order for the dental profession. The manufacture of teeth other than to order is classified in Manufacturing. Establishments providing dental X-ray laboratory services are classified in Industry 8071.

Home health care services (SIC 8082). Establishments primarily engaged in providing skilled nursing or medical care in the home under supervision of a medical doctor. Establishments of registered or practical nurses engaged in the independent practice of their profession are classified in Industry 8049, and nurses' registries are classified in Industry 7361. Establishments primarily engaged in selling health care products for personal or household consumption are classified in Retail Trade, and those engaged in renting or leasing products for health care are classified in Industry 7352.

Kidney dialysis centers (SIC 8092). Establishments primarily engaged in providing kidney or renal dialysis services.

Specialty outpatient facilities, n.e.c. (SIC 8093). Establishments primarily engaged in outpatient care of a specialized nature, such as alcohol and drug treatment, birth control/family planning, etc., with permanent facilities and with medical staff to provide diagnosis, treatment, or both for patients who are ambulatory but do not require inpatient care.

Health and allied services, n.e.c. (SIC 8099). Establishments primarily engaged in providing health and allied services, n.e.c., such as blood banks, blood donor stations, childbirth preparation classes, medical photography and art, and oxygen tent services. Establishments of registered or practical nurses in independent practice are classified in Industry 8049. Ambulance services are classified in Transportation, Industry 4119.

Legal Services (SIC Major Group 81)

This group includes establishments which are headed by members of the bar and are engaged in offering legal advice or legal services. Nonprofit legal services (including legal aid societies) are classified here. Associations of lawyers formed solely for the sharing of expenses (including payroll) and not for the purpose of jointly practicing their profession are also included. Receipts are not applicable for these associations since their operations are funded by reimbursements from member firms, and these

funds are not considered operating receipts for legal services provided. However, their payroll and employment data are included in statistics presented for this category.

Selected Educational Services (SIC's 823, 824, 829)

This group includes libraries as well as establishments furnishing formal courses through correspondence, commercial, and trade schools. Elementary and secondary schools (Industry 8211); colleges, universities, and professional schools (Industry 8221); and junior colleges and technical institutes (Industry 8222) are out of scope of the census.

Libraries (SIC 823). Establishments primarily engaged in providing library services, including the circulation of books and other materials for reading, study, and reference.

Data processing schools (SIC 8243). Establishments primarily engaged in offering training in data processing (including data keying), computer programming, and in computer and peripheral equipment operation, maintenance, and repair.

Business and secretarial schools (SIC 8244). Establishments primarily engaged in offering courses in business machine operation, office procedures, and secretarial and stenographic skills.

Vocational schools, n.e.c. (SIC 8249). Establishments primarily engaged in offering specialized vocational courses, not elsewhere classified but not academic training. This industry includes apprentice training, aviation schools, commercial art schools, and practical nursing schools. Schools for the instruction of beauticians are classified in Industry 7231, and barber schools are classified in Industry 7241. Establishments primarily engaged in offering educational courses by mail are included here.

Schools and educational services, n.e.c. (SIC 829). Establishments primarily engaged in offering specialized educational courses and services, not elsewhere classified, such as music schools, drama schools, language schools, student exchange programs, and civil service and other short-term examination preparatory schools. Vocational counseling (excluding rehabilitation) is also included here. Educational testing is included in Industry 8748. Establishments primarily engaged in operating dance schools are classified in Industry 7911; those providing rehabilitation counseling are classified in Industry 8331; and those providing sports instruction in Industry 7999.

Social Services (SIC Major Group 83)

This group includes establishments providing social services and rehabilitation services to those persons with social or personal problems requiring special services and to the physically challenged and the disadvantaged. Also

included are organizations soliciting funds to be used directly for these and related services, as well as community development and planning agencies. Government offices involved with the delivery of such services are out of scope of the census.

Individual and family social services (SIC 832). Establishments primarily engaged in providing one or more of a variety of individual and family social, counseling, welfare, or referral services, including refugee, disaster, and temporary relief services.

Job training and vocational rehabilitation services (SIC 833). Establishments primarily engaged in providing training, work experience, and vocational rehabilitation services for the unemployed, the underemployed, the physically challenged, and to persons who have a job market disadvantage because of lack of education or experience, skill obsolescence, or personal characteristics or problems. Included are upgrading and job development services, skill training, world-of-work orientation, and vocational rehabilitation counseling. Union apprentice training schools are classified in Industry 8249.

Child day care services (SIC 835). Establishments primarily engaged in care of infants or children, or in providing prekindergarten education, where medical care or delinquency correction is not a major element. These establishments may or may not have substantial educational programs and may care for older children when they are not in school. Establishments providing babysitting services are classified in Industry 7299. Head start centers operating in conjunction with elementary schools are classified in Industry 8211.

Residential care (SIC 836). Establishments primarily engaged in the provision of residential social and personal care for children, the elderly, and special categories of persons with some limits on ability for self-care but where medical care is not a major element. Included here are group foster homes; halfway group homes; homes for the retarded, the elderly, the deaf, and the blind; juvenile correctional homes; rehabilitation (residential) centers; and children's boarding homes. Boarding schools providing elementary and secondary education are classified in Industry 8211.

Social services, n.e.c. (SIC 839). Establishments primarily engaged in providing social services, not elsewhere classified, including community improvement, social change, and neighborhood development. Also included are organizations primarily engaged in soliciting contributions on their own account and administering appropriations and allocating funds among other agencies engaged in social welfare services; establishments primarily engaged in the prevention of criminal or antisocial behavior; and regional social service planning agencies. Establishments which raise funds on a contract basis are classified in Industry 7389. Civic, social, fraternal, and political organizations are included

in Major Group 86. Industrial development consulting and planning is classified in Industry 8748. Philanthropic trusts and foundations which are not actually engaged in providing social welfare services are classified in Finance, Industry 6732.

Museums, Art Galleries, and Botanical and Zoological Gardens (SIC Major Group 84)

This major group includes commercial and noncommercial museums, art galleries, arboreta, and botanical and zoological gardens.

Museums and art galleries (SIC 8412). Establishments primarily engaged in the commercial or noncommercial operation of museums and art galleries. Historical, cultural, and educational societies whose functions are primarily providing attractions for the public are included here. Art galleries or art dealers primarily selling to the general public are classified in Retail Trade, Industry 5999.

Arboreta and botanical or zoological gardens (SIC 8422). Establishments primarily engaged in the commercial or noncommercial operation of arboreta and botanical and zoological gardens.

Selected Membership Organizations (SIC's 861, 862, 864, 869)

This group includes organizations operating on a membership basis for the promotion of the interests of their members. Also included are organizations which are not operated on a membership basis but which promote the interests of a constituency or group of supporters. This group does not include business establishments operated by membership organizations, such as hotels open to the general public, golf and country clubs, fraternity and sorority houses, and credit unions. Such establishments are classified according to their primary activity.

Establishments of religious organizations operated for worship or for promotion of religious activities, such as churches, convents, and religious schools and missions, are classified in Industry 8661 and are out of scope of the census. Also excluded are Labor unions and similar labor organizations (Industry 8631) and Political organizations (Industry 8651).

Business associations (SIC 861). Membership organizations engaged in promoting business interests of their members, such as better business bureaus, boards of trade, chambers of commerce, industrial standards committees, merchants' associations, real estate boards, and trade associations. Membership organizations formed to carry out a specific business function, such as common marketing of crops or joint advertising, are classified according to the function performed.

Professional membership organizations (SIC 862). Membership organizations of professional persons formed for the advancement of the interests of their profession, such as bar associations, engineering associations, and scientific membership organizations.

Civic, social, and fraternal associations (SIC 864).

Membership organizations engaged in civic, social, or fraternal activities, such as alumni associations, citizens' associations, fraternities, scout organizations, singing societies, university clubs, veterans' organizations, youth associations, and consumer education and public advocacy groups (except organizations primarily engaged in research). Bars and restaurants owned and operated by organizations for use by members and guests only are also classified here. Hotels and lodging houses operated by organizations for use by members and their guests only, including fraternity and sorority houses, are classified in Industry 7041. Membership sports and recreation clubs are classified in Industry 7997. Homeowner, tenant, and condominium associations primarily engaged in managing real estate are classified in Real Estate, Industry 6531.

Membership organizations, n.e.c. (SIC 869). Membership organizations, not elsewhere classified, such as athletic regulatory associations, automobile owners' associations, farm bureaus, historical clubs, and humane societies.

Engineering, Accounting, Research, Management, and Related Services (SIC Major Group 87)

This group includes establishments primarily engaged in providing engineering, architectural, and surveying services; accounting, auditing, and bookkeeping services; research, development, and testing services; and management and public relations services.

Engineering services (SIC 8711). Establishments primarily engaged in providing professional engineering services. Establishments primarily providing and supervising their own engineering staff on temporary contract to other firms are included here. Establishments providing engineering but not supervisory, personnel are classified in Industry 7363. Photogrammetric engineering services are classified in Industry 8713.

Architectural services (SIC 8712). Establishments primarily engaged in providing professional architectural services. Landscape architectural services are classified in Agriculture, Industry 0781. Establishments primarily engaged in providing graphic arts and related design services are classified in Industry 7336, and those providing drafting services are classified in Industry 7389.

Surveying services (SIC 8713). Establishments primarily engaged in providing professional land, water, and aerial surveying services.

Accounting, auditing, and bookkeeping services (SIC 8721). Establishments primarily engaged in furnishing accounting, bookkeeping, and related auditing services. These establishments may use data processing and tabulating techniques as part of providing their services. However,

establishments primarily engaged in providing data processing and tabulating services are classified in Industry 7374. Establishments providing income tax return preparation services, without also furnishing accounting, auditing, or bookkeeping services, are classified in Industry 7291.

Commercial physical and biological research (SIC 8731).

Establishments primarily engaged in physical and biological research and development on a contract or fee basis. Noncommercial research establishments (funded by endowments, grants, or contributions) are classified in Industry 8733. Separate establishments of aircraft, guided missile, or spacecraft manufacturers primarily engaged in research and development on these products are classified in Manufacturing, Major Group 37.

For large geographic areas, data are presented for the following subdivisions of this classification:

1. Commercial physical research.
2. Commercial medical and biological research.

Commercial economic, sociological, and educational research (SIC 8732).

Establishments primarily engaged in performing business, marketing, opinion, and other economic, sociological, and educational research on a contract or fee basis. Noncommercial research establishments (funded by endowments, grants, or contributions) are classified in Industry 8733.

Noncommercial research organizations (SIC 8733). Establishments primarily engaged in performing research into and dissemination of information for public health, education, or general welfare. These establishments primarily operate on funds from endowments, contributions, and grants. Establishments which fund such research, although the actual research may be contracted out to other establishments, are also classified here.

Testing laboratories (SIC 8734). Establishments primarily engaged in providing testing services. Establishments performing clinical laboratory testing for the medical profession are classified in Industry 8071.

Management services (SIC 8741). Establishments primarily engaged in furnishing general or specialized management services on a day to day basis and on a contract or fee basis. Establishments classified here do not provide operating staff. Management and operation of a business, where operating staff as well as management is provided, is classified according to the activity of the establishment managed. Construction management services are classified here.

Management consulting services (SIC 8742). Establishments primarily engaged in furnishing operating counsel and assistance to managements of private, nonprofit, and public organizations. These establishments generally perform a variety of activities, such as strategic and organizational planning; financial planning and budgeting; marketing objectives and policies planning; information systems

planning, evaluation, and selection; human resources policies and practices planning; and production scheduling and control planning.

Public relations services (SIC 8743). Establishments primarily engaged in the preparation of materials, written or spoken, which are designed to promote the interests of their clients by attempting to influence the general public or other groups.

Facilities support management services (SIC 8744).

Establishments primarily engaged in furnishing personnel to perform a range of services in support of the operations of other establishments, or those engaged in providing a number of different continuing services, on a contract or fee basis, within other establishments. Establishments which provide management and staff to operate a business are classified according to the type of activity of the business. Establishments primarily providing one specialized service are classified in the specialized industry. Establishments primarily supplying temporary or continuing help (except agricultural) are classified in Industry 7363. Establishments which provide management services only (except agricultural) are classified in Industry 8741. Computer facilities management is classified in Industry 7376.

Business consulting services, n.e.c. (SIC 8748). Establishments primarily engaged in furnishing business consulting services, not elsewhere classified, on a contract or fee basis. Included are agricultural, economic, educational, and systems engineering consultants as well as city planners and testing services (educational or personnel).

Services, Not Elsewhere Classified (SIC Major Group 89)

Establishments primarily providing services, not elsewhere classified, such as artists (excluding commercial and medical artists), authors, scientific consultants (working on their own account), inventors, lecturers, music arrangers, newspaper columnists, radio commentators, song writers, weather forecasters, and writers.

There is evidence that among small employer establishments (for which kind-of-business information is obtained from administrative records), many service establishments are classified incorrectly in this industry because there is insufficient information to determine the correct kind-of-business classification. Therefore, the published data probably overstate the number of establishments and level of activity for this category.

For large geographic areas, data are presented for the following subdivisions of this classification:

1. Scientific and related consulting services, except environmental.
2. Environmental consulting.
3. Authors, composers, and other arts-related services.
4. Other services, n.e.c.

Appendix B. **Sample Report Form and Instructions**

The sample report form and instructions are shown on the following pages.



Appendix C.

Kind-of-Business Titles and Reporting-Form Numbers

[Listed below are service industries kind-of-business titles and their corresponding reporting-form numbers. Requests for copies of any of these forms, including the inquiries used to classify establishments by kind of business, should be directed to the Services Division, Bureau of the Census, Washington, DC 20233]

SIC code	Title	Reporting form CB-	SIC code	Title	Reporting form CB-
70	HOTELS, ROOMING HOUSES, CAMPS, AND OTHER LODGING PLACES		73	BUSINESS SERVICES—Con.	
7011 pt.	Hotels, 25 guestrooms or more	7001	7377	Computer rental and leasing	7307
7011 pt.	Hotels, less than 25 guestrooms	7001	7378	Computer maintenance and repair	7307
7011 pt.	Motels, tourist courts	7001	7379 pt.	Computer consultants	7307
7011 pt.	Motor hotels	7001	7379 pt.	Miscellaneous computer services, n.e.c.	7307
702	Rooming and boarding houses	7002	7381 pt.	Detective agencies and guard services	7308
7032	Sporting and recreational camps	7002	7381 pt.	Armored car services	7308
7033	Recreational vehicle parks and campsites	7002	7382	Security systems services	7308
704	Organization hotels and lodging houses, on membership basis.	7002	7383	News syndicates	7308
			7384 pt.	Photofinishing laboratories, except "one-hour" (mini) labs	7303
			7384 pt.	"One-hour" (mini) photofinishing	7303
72	PERSONAL SERVICES		7389 pt.	Sign painting shops	7308
7211	Power laundries, family and commercial	7201	7389 pt.	Interior designing	7308
7212	Garment pressing, and agents for laundries and drycleaners	7201	7389 pt.	Telephone answering services	7308
7213	Linen supply	7201	7389 pt.	Water softening and conditioning services	7308
7215 pt.	Coin-operated laundries and drycleaning stores	7201	7389 pt.	Packaging and labeling services	7308
7215 pt.	Coin-operated laundry routes	7201	7389 pt.	Trading stamp services	7308
7216	Drycleaning plants, except rug cleaning	7201	7389 pt.	Convention and trade show services	7308
7217	Carpet and upholstery cleaning	7201	7389 pt.	Private mail centers	7308
7218	Industrial launderers	7201	7389 pt.	Miscellaneous business services, n.e.c.	7308
7219	Laundry and garment services, n.e.c.	7201			
722	Photographic studios, portrait	7303	75	AUTOMOTIVE REPAIR, SERVICES, AND PARKING	
723	Beauty shops	7202	7513 pt.	Truck rental, without drivers	7501
724	Barber shops	7202	7513 pt.	Truck leasing, except finance leasing	7501
725	Shoe repair shops and shoeshine parlors	7202	7514	Passenger car rental	7501
726	Funeral service and crematories	7202	7515	Passenger car leasing	7501
7291	Tax return preparation services	7202	7519	Utility trailer and recreational vehicle rental	7501
7299 pt.	Massage parlors, tanning salons, and saunas	7202	7521 pt.	Parking lots	7502
7299 pt.	Diet and weight reducing services	7202	7521 pt.	Parking structures	7502
7299 pt.	Formal wear rental	7202	7532 pt.	Top and body repair shops	7503
7299 pt.	Other personal services, n.e.c.	7202	7532 pt.	Paint shops	7503
73	BUSINESS SERVICES		7533	Automotive exhaust system repair shops	7503
7311	Advertising agencies	7301	7534	Tire retreading and repair shops	7503
7312	Outdoor advertising services	7301	7536	Automotive glass replacement shops	7503
7313 pt.	Radio and television advertising representatives	7301	7537	Automotive transmission repair shops	7503
7313 pt.	Publishers' advertising representatives	7301	7538 pt.	General automotive repair shops, except diesel	7503
7319	Advertising, n.e.c.	7301	7538 pt.	Diesel repair shops	7503
7322	Adjustment and collection services	7302	7539 pt.	Radiator repair	7503
7323	Credit reporting services	7302	7539 pt.	Brake, front end, and wheel alignment	7503
7331 pt.	Mailing list compilers, brokers, and managers	7303	7539 pt.	Carburetor repair shops	7503
7331 pt.	Direct mail advertising services, except mailing list services	7303	7539 pt.	Automotive electrical repair shops	7503
7334 pt.	Blueprinting and photocopying services	7303	7539 pt.	Other automotive repair shops, n.e.c.	7503
7334 pt.	Duplicating services, except printing and photocopying	7303	7542	Carwashes	7503
7335	Commercial photography	7303	7549 pt.	Lubrication shops	7503
7336 pt.	Commercial art	7303	7549 pt.	Towing services	7503
7336 pt.	Graphic arts and related design	7303	7549 pt.	Other automotive services, n.e.c.	7503
7338	Secretarial and court reporting services	7303	76	MISCELLANEOUS REPAIR SERVICES	
7342	Disinfecting and pest control services	7304	7622	Radio and television repair shops	7600
7349	Building cleaning and maintenance services, n.e.c.	7304	7623	Refrigeration and air-conditioning service and repair shops	7600
7352	Medical equipment rental and leasing	7305	7629	Electrical and electronic repair shops, n.e.c.	7600
7353 pt.	Rental and leasing of heavy construction equipment without operators	7305	763	Watch, clock, and jewelry repair	7600
7353 pt.	Rental and leasing of heavy construction equipment with operators	7305	764	Reupholstery and furniture repair	7600
7359 pt.	Equipment rental, except rent-to-own	7305	7692	Welding repair	7600
7359 pt.	Equipment leasing, except finance leasing	7305	7694	Armature rewinding shops	7600
7359 pt.	Rent-to-own	7305	7699 pt.	Farm machinery and equipment repair	7600
7361	Employment agencies	7306	7699 pt.	Lawnmower and other small gasoline engine repair	7600
7363 pt.	Temporary help supply	7306	7699 pt.	Sewer and septic tank cleaning services	7600
7363 pt.	Employee leasing	7306	7699 pt.	Other repair and related services, n.e.c.	7600
7363 pt.	Other help supply services	7306	78	MOTION PICTURES	
7371	Computer programming services	7307	7812 pt.	Motion picture production, except for television	7801
7372	Prepackaged software	7307	7812 pt.	Motion picture and tape production for television	7801
7373	Computer integrated systems	7307	7819	Services allied to motion picture production	7801
7374	Computer processing and data preparation and processing services	7307	7822 pt.	Motion picture film exchanges	7801
7375	Information retrieval services	7307	7822 pt.	Film and tape distribution for television	7801
7376	Computer facilities management services	7307	7822 pt.	Video tape wholesalers	7801
			7829	Services allied to motion picture distribution	7801
			7832	Motion picture theaters, except drive-in	7802
			7833	Drive-in motion picture theaters	7802
			7841	Video tape rental	7803

SIC code	Title	Reporting form CB-	SIC code	Title	Reporting form CB-
79	AMUSEMENT AND RECREATION SERVICES, EXCEPT MOTION PICTURES AND MUSEUMS		81	LEGAL SERVICES	
791	Dance studios, schools, and halls	7903	81 pt.	Offices of lawyers	8100
7922 pt.	Producers of live theatrical productions	7901	81 pt.	Legal aid societies and similar legal services	8100
7922 pt.	Producers of radio and television shows, except tape producers	7901	823, 4,	SELECTED EDUCATIONAL SERVICES	
7922 pt.	Artists' and entertainers' managers or agents, concert bureaus, and booking agents	7901	9		
7922 pt.	Other theatrical services	7901	823	Libraries	8200
7929 pt.	Dance groups and artists	7901	8243	Data processing schools	8200
7929 pt.	Symphony orchestras, opera companies, and chamber music organizations	7901	8244	Business and secretarial schools	8200
7929 pt.	Other music groups and artists	7901	8249	Vocational schools, n.e.c.	8200
7929 pt.	Other entertainers and entertainment groups	7901	829	Schools and educational services, n.e.c.	8200
7933	Bowling centers	7902	83	SOCIAL SERVICES	
7941 pt.	Baseball clubs	7902			
7941 pt.	Football clubs	7902	832	Individual and family social services	8300
7941 pt.	Other professional sports clubs	7902	833	Job training and vocational rehabilitation services	8300
7941 pt.	Managers and promoters	7902	835	Child day care services	8300
7948 pt.	Auto racetrack operation	7902	836	Residential care	8300
7948 pt.	Horse racetrack operation	7902	839	Social services, n.e.c.	8300
7948 pt.	Dog racetrack operation	7902	84	MUSEUMS, ART GALLERIES, AND BOTANICAL AND ZOOLOGICAL GARDENS	
7948 pt.	Racing stables and racing, n.e.c.	7902			
7991 pt.	Physical fitness centers, except gymnasiums and athletic clubs	7903	8412	Museums and art galleries	8400
7991 pt.	Gymnasiums and athletic clubs	7903	8422	Arboreta and botanical or zoological gardens	8400
7992	Public golf courses	7903	86	SELECTED MEMBERSHIP ORGANIZATIONS	
7993	Coin-operated amusement devices	7903			
7996	Amusement parks	7902	861	Business associations	8600
7997	Membership sports and recreation clubs	7903	862	Professional membership organizations	8600
7999 pt.	Concession operators of amusement devices and rides	7903	864	Civic, social, and fraternal associations	8600
7999 pt.	Carnivals and circuses	7903	869	Membership organizations, n.e.c.	8600
7999 pt.	Fairs	7903	87	ENGINEERING, ACCOUNTING, RESEARCH, MANAGEMENT, AND RELATED SERVICES	
7999 pt.	Roller skating rinks	7903			
7999 pt.	Ice skating rinks	7903	8711	Engineering services	8701
7999 pt.	Other amusement and recreation services, n.e.c.	7903	8712	Architectural services	8701
			8713	Surveying services	8701
80	HEALTH SERVICES		8721	Accounting, auditing, and bookkeeping services	8702
801 pt.	Offices of doctors of medicine	8001	8731 pt.	Commercial physical research	8703
801 pt.	General medical clinics	8001			
802 pt.	Offices of dentists	8002	8731 pt.	Commercial medical and biological research	8703
802 pt.	Dental clinics	8002	8732	Commercial economic, sociological, and educational research	8703
803 pt.	Offices of osteopathic physicians	8001	8733	Noncommercial research organizations	8703
803 pt.	Osteopathic clinics	8001	8734	Testing laboratories	8703
8041	Offices and clinics of chiropractors	8001	8741	Management services	8704
8042	Offices and clinics of optometrists	8001			
8043	Offices and clinics of podiatrists	8001	8742	Management consulting services	8704
8049	Offices and clinics of health practitioners, n.e.c.	8001	8743	Public relations services	8704
8051	Skilled nursing care facilities	8003	8744	Facilities support management services	8704
8052	Intermediate care facilities	8003	8748	Business consulting services, n.e.c.	8704
8059	Nursing and personal care facilities, n.e.c.	8003	89	SERVICES, N.E.C.	
8062	General medical and surgical hospitals	8004			
8063	Psychiatric hospitals	8004	8999 pt.	Scientific and related consulting services, except environmental	8900
8069	Specialty hospitals, except psychiatric	8004	8999 pt.	Environmental consulting	8900
8071	Medical laboratories	8005	8999 pt.	Authors, composers, and other arts-related services	8900
8072	Dental laboratories	8005	8999 pt.	Other services, n.e.c.	8900
8082	Home health care services	8006			
8092	Kidney dialysis centers	8006			
8093	Specialty outpatient facilities, n.e.c.	8006			
8099	Health and allied services, n.e.c.	8006			

Appendix D. Metropolitan Areas

(Titles and definitions shown for MSA's, CMSA's, and PMSA's are those established by the Office of Management and Budget, as of June 30, 1993)

OHIO

Akron, OH PMSA—see Cleveland-Akron, OH CMSA

Canton-Massillon, OH MSA

Carroll County, OH
Stark County, OH

Cincinnati, OH-KY-IN PMSA—see Cincinnati-Hamilton, OH-KY-IN CMSA

Cincinnati-Hamilton, OH-KY-IN CMSA

Cincinnati, OH-KY-IN PMSA
Dearborn County, IN
Ohio County, IN
Boone County, KY
Campbell County, KY
Gallatin County, KY
Grant County, KY
Kenton County, KY
Pendleton County, KY
Brown County, OH
Clermont County, OH
Hamilton County, OH
Warren County, OH
Hamilton-Middletown, OH PMSA
Butler County, OH

Cleveland-Lorain-Elyria, OH PMSA—see Cleveland-Akron, OH CMSA

Cleveland-Akron, OH CMSA

Akron, OH PMSA
Portage County, OH
Summit County, OH
Cleveland-Lorain-Elyria, OH PMSA
Ashtabula County, OH
Cuyahoga County, OH
Geauga County, OH
Lake County, OH
Lorain County, OH
Medina County, OH

Columbus, OH MSA

Delaware County, OH
Fairfield County, OH
Franklin County, OH

Columbus, OH MSA—Con.

Licking County, OH
Madison County, OH
Pickaway County, OH

Dayton-Springfield, OH MSA

Clark County, OH
Greene County, OH
Miami County, OH
Montgomery County, OH

Hamilton-Middletown, OH PMSA—see Cincinnati-Hamilton, OH-KY-IN CMSA

Huntington-Ashland, WV-KY-OH MSA

Boyd County, KY
Carter County, KY
Greenup County, KY
Lawrence County, OH
Cabell County, WV
Wayne County, WV

Lima, OH MSA

Allen County, OH
Auglaize County, OH

Mansfield, OH MSA

Crawford County, OH
Richland County, OH

Parkersburg-Marietta, WV-OH MSA

Washington County, OH
Wood County, WV

Steubenville-Weirton, OH-WV MSA

Jefferson County, OH
Brooke County, WV
Hancock County, WV

Toledo, OH MSA

Fulton County, OH
Lucas County, OH
Wood County, OH

Wheeling, WV-OH MSA

Belmont County, OH
Marshall County, WV
Ohio County, WV

Youngstown-Warren, OH MSA

Columbiana County, OH

Mahoning County, OH

Trumbull County, OH

Appendix E.

Percent of Receipts/Revenue Based on Administrative Records and Estimation for the State: 1992

Table E-1. Firms Subject to Federal Income Tax

[Includes only establishments with payroll. For meaning of abbreviations and symbols, and for more information on reliability of data, see introductory text. For explanation of terms and comparability of 1987 and 1992 censuses, see appendix A]

SIC code	Kind of business or operation	Percent of receipts —		SIC code	Kind of business or operation	Percent of receipts —	
		From administrative records ¹	Estimated ²			From administrative records ¹	Estimated ²
	Total	18.5	7.4	73	Business services—Con.		
70 ex. 704	Hotels, rooming houses, camps, and other lodging places (except membership lodging)	6.1	5.2	736	Personnel supply services	8.7	7.5
	Hotels and motels	5.5	5.1	7361	Employment agencies	43.0	12.3
7011	Hotels	3.2	4.4	7363	Help supply services	5.7	7.1
7011 pt.	Hotels, 25 guestrooms or more	2.9	4.4	7363 pt.	Temporary help supply	6.3	8.3
7011 pt.	Hotels, less than 25 guestrooms	37.1	3.5	7363 pt.	Help supply, except temporary	3.8	3.2
7011 pt.	Motels, motor hotels, and tourist courts	11.8	7.0	737	Computer programming, data processing, and other computer related services	3.1	5.0
7011 pt.	Motels, tourist courts	14.1	8.4	7371, 2, 3	Computer programming, prepackaged software, and integrated systems	3.7	7.2
7011 pt.	Motor hotels	1.9	1.0	7371	Computer programming services	7.1	9.1
702, 3	Other lodging places	25.6	9.8	7372	Prepackaged software	1.4	6.1
702	Rooming and boarding houses	15.9	8.7	7373	Computer integrated systems	2.2	6.0
703	Camps and recreational vehicle parks	28.1	10.1	7374, 5, 6	Data processing services	1.4	1.3
72	Personal services	24.1	9.1	7374, 5	Computer processing, information retrieval	1.3	1.2
	Laundry, cleaning, and garment services	16.3	11.2	7376	Computer facilities management services	2.4	2.2
721	Power laundries, family and commercial*	17.3	25.6	7377, 8, 9	Computer rental and leasing, maintenance, and related services, n.e.c.	6.6	9.1
7211	Linen supply*	7.1	17.5	7377	Computer rental and leasing	1.2	—
7213	Coin-operated laundries and drycleaning	30.0	5.9	7378	Computer maintenance and repair	6.1	15.7
7215	Drycleaning plants, except rug cleaning*	21.6	8.1	7379	Computer related services, n.e.c.	12.9	6.0
7216	Carpet and upholstery cleaning	35.7	6.3	738	Miscellaneous business services	16.5	10.8
7217	Industrial launderers*	3.5	14.4	7381, 2	Detective agencies and protective services	8.7	19.3
7218	Other laundry, cleaning, and garment services* ..	24.9	6.1	7381	Detective, guard, and armored car services	9.0	23.8
7212, 9	Garment pressing, and agents for laundries and drycleaners	23.4	10.8	7382	Security systems services	8.2	9.6
7212	Laundry and garment services, n.e.c.*	26.3	1.9	7383	News syndicates	—	5.4
7219	Photographic studios, portrait	21.2	4.1	7384	Photofinishing laboratories*	2.9	.7
722	Beauty and barber shops	29.6	7.2	7389 pt.	Business services, n.e.c.	22.9	9.4
723, 4	Beauty shops	29.3	7.3	7389 pt.	Sign painting shops	47.5	2.2
723	Barber shops	38.7	4.4	7389 pt.	Interior designing	44.3	5.6
724	Shoe repair shops and shoeshine parlors	44.3	11.4	75	Telephone answering services	28.3	11.6
726	Funeral service and crematories	31.5	8.4	751	Other business services	20.7	9.8
729	Miscellaneous personal services	27.7	10.9	7513	Automotive repair, services, and parking	21.7	5.9
7291	Tax return preparation services	33.4	3.2	7514, 5	Automotive rental and leasing, without drivers	3.6	4.2
7299	Miscellaneous personal services, n.e.c.	26.1	13.0	7514	Truck rental and leasing, without drivers	2.3	3.0
73	Business services	9.6	8.6	7515	Passenger car rental and leasing	4.8	5.4
	Advertising	8.9	16.8	7519	Passenger car rental	2.1	6.0
731	Advertising agencies	10.3	12.9	752	Passenger car leasing	8.3	4.6
7311	Outdoor advertising services	4.3	.9	753	Utility trailer and recreational vehicle rental	4.7	—
7312	Radio, television, publishers' advertising representatives	7.3	56.0	7532	Automobile parking	1.8	5.6
7313	Advertising, n.e.c.	8.2	24.2	7532 pt.	Automotive repair shops	31.5	6.5
7319	Consumer credit reporting agencies, mercantile reporting agencies, and adjustment and collection agencies	7.6	17.8	7532 pt.	Top, body, and upholstery repair shops and paint shops	32.8	4.9
732	Adjustment and collection services	11.2	28.1	7538	Top and body repair shops	32.4	4.4
7322	Credit reporting services	2.2	2.6	7538 pt.	Paint shops	40.1	13.3
733	Mailing, reproduction, commercial art and photography, and stenographic services	14.2	10.0	7538 pt.	General automotive repair shops	33.7	7.0
7331	Direct mail advertising services	1.5	18.3	7538 pt.	General automotive repair shops, except diesel	35.5	7.3
7334	Photocopying and duplicating services	11.6	13.9	7533, 4, 6, 7, 9	Diesel repair shops	23.2	4.7
7335, 6	Commercial photography, art, and graphics	22.4	2.7	7533	Other automotive repair shops	26.7	7.5
7335	Commercial photography	15.8	2.7	7534	Automotive exhaust system repair shops	23.8	8.4
7336	Commercial art and graphic design	24.1	2.7	7537	Tire retreading and repair shops	32.2	8.8
7338	Secretarial and court reporting services	23.8	8.8	7539	Automotive glass replacement shops	23.2	4.6
734	Services to dwellings and other buildings	29.2	9.9	7539 pt.	Automotive transmission repair shops	33.9	9.0
7342	Disinfecting and pest control services	17.0	3.4	7539 pt.	Automotive repair shops, n.e.c.	25.6	6.7
7349	Building cleaning and maintenance services, n.e.c.	31.0	10.9	7539 pt.	Radiator repair	49.7	6.3
735	Miscellaneous equipment rental and leasing	7.7	11.1	754	Brake, front end, and wheel alignment	23.3	5.2
7352	Medical equipment rental and leasing	2.4	10.7	7542	Automotive electrical and fuel system services	14.7	.4
7353	Heavy construction equipment rental and leasing ..	6.5	11.7	7549	Other automotive repair shops, n.e.c.	14.6	18.7
7359	Equipment rental and leasing, n.e.c.	9.4	11.1		Automotive services, except repair	27.9	7.7
					Carwashes	39.7	9.3
					Automotive services, except repair and carwashes	18.9	6.5

See footnotes at end of table.

Table E-1. Firms Subject to Federal Income Tax – Con.

[Includes only establishments with payroll. For meaning of abbreviations and symbols, and for more information on reliability of data, see introductory text. For explanation of terms and comparability of 1987 and 1992 censuses, see appendix A]

SIC code	Kind of business or operation	Percent of receipts –		SIC code	Kind of business or operation	Percent of receipts –	
		From administrative records ¹	Estimated ²			From administrative records ¹	Estimated ²
76	Miscellaneous repair services -----	23.1	8.3	80	Health services -----	23.0	5.1
762	Electrical repair shops -----	18.5	6.3	801	Offices and clinics of doctors of medicine -----	26.3	5.2
7622	Radio and television repair shops -----	34.4	16.3	8011 pt.	Offices of doctors of medicine -----	27.3	4.9
7623, 9	Other electrical and electronic repair shops -----	16.0	4.8	8011 pt.	General medical clinics -----	5.1	12.0
7623	Refrigeration and air-conditioning service and repair shops -----	18.1	2.7	802	Offices and clinics of dentists -----	38.8	4.7
7629	Electrical and electronic repair shops, n.e.c. ---	15.5	5.4	803	Offices and clinics of doctors of osteopathy -----	32.2	4.1
763	Watch, clock, and jewelry repair -----	41.2	10.7	804	Offices and clinics of other health practitioners ----	36.9	6.3
764	Reupholstery and furniture repair -----	38.7	7.1	8041	Offices and clinics of chiropractors -----	38.0	4.3
				8042	Offices and clinics of optometrists -----	38.1	4.5
769	Miscellaneous repair and related services -----	24.5	9.3	8043	Offices and clinics of podiatrists -----	40.0	7.8
7692	Welding repair -----	41.7	7.4	8049	Offices and clinics of health practitioners, n.e.c. --	33.4	9.2
7694	Armature rewinding shops -----	12.2	22.5	805	Nursing and personal care facilities -----	3.6	4.0
7699	Repair shops and related services, n.e.c. -----	25.9	6.3	8051	Skilled nursing care facilities -----	3.6	3.0
				8052	Intermediate care facilities -----	2.3	4.4
				8059	Nursing and personal care facilities, n.e.c. -----	14.0	34.2
				806	Hospitals -----	10.1	10.3
78, 79, 84	Amusement and recreation services, including motion pictures and museums -----	15.9	8.8	8062	General medical and surgical hospitals -----	(D)	(D)
				8063, 9	Specialty hospitals -----	(D)	(D)
781, 2	Motion picture production, distribution, and services -	.9	10.5	807, 8, 9	Other health services -----	12.8	5.7
				807	Medical and dental laboratories -----	12.0	2.4
783	Motion picture theaters -----	1.0	5.6	8071	Medical laboratories -----	9.0	2.4
7832	Motion picture theaters, except drive-in -----	.9	4.9	8072	Dental laboratories -----	34.2	2.1
7833	Drive-in motion picture theaters -----	2.7	25.2	808	Home health care services -----	8.7	9.3
				809	Miscellaneous health and allied services, n.e.c. ---	20.3	7.9
				8092	Kidney dialysis centers -----	2.2	1.0
				8093	Specialty outpatient facilities, n.e.c. -----	21.4	3.5
				8099	Health and allied services, n.e.c. -----	28.5	24.1
				81	Legal services -----	32.9	3.3
784	Video tape rental -----	19.2	10.9	823, 4, 9	Selected educational services -----	29.6	14.5
				823	Libraries -----	71.5	28.5
792	Theatrical producers (except motion picture), bands, orchestras, and entertainers -----	9.6	7.1	824	Vocational schools -----	12.5	17.0
7922	Theatrical producers (except motion picture) and miscellaneous theatrical services -----	15.2	18.0	829	Schools and educational services, n.e.c. -----	53.3	10.9
7929	Bands, orchestras, actors, and other entertainers and entertainment groups -----	7.3	2.7	83	Social services -----	28.8	14.2
				835	Child day care services -----	22.4	10.6
793	Bowling centers -----	29.3	11.2	832, 3, 6, 9	Other social services -----	35.6	18.2
				87 ex. 8733	Engineering, accounting, research, management, and related services (except noncommercial research organizations) -----	16.1	11.4
79 ex. 792, 3; 84	Commercial sports and other amusement and recreation services, including museums -----	20.5	8.2	871	Engineering, architectural, and surveying services --	17.0	8.2
794	Commercial sports -----	11.3	2.6	8711	Engineering services -----	14.5	9.0
7941	Professional sports clubs, managers, promoters -----	2.2	2.6	8712	Architectural services -----	28.2	4.3
7948	Racing, including track operation -----	21.3	2.6	8713	Surveying services -----	29.0	5.0
79 ex. 792, 3, 4; 84	Other amusement and recreation services, including museums -----	23.0	9.8	872	Accounting, auditing, and bookkeeping services ----	23.9	5.4
791	Dance studios, schools, and halls -----	34.2	7.5	873 ex. 8733	Research, development, and testing services (except noncommercial research organizations) ---	3.5	6.7
7991	Physical fitness facilities -----	17.3	12.6	8731	Commercial physical and biological research -----	1.1	6.2
7992	Public golf courses -----	39.8	10.4	8732	Commercial economic, sociological, and educational research -----	9.6	12.0
7993	Coin-operated amusement devices -----	18.8	9.0	8734	Testing laboratories -----	3.1	2.2
7996	Amusement parks -----	.4	3.5	874	Management and public relations services -----	17.0	22.2
7997	Membership sports and recreation clubs -----	36.8	10.2	8741	Management services -----	11.8	28.0
7999, 84	Amusement and recreation services, including museums, n.e.c. -----	35.1	16.4	8742	Management consulting services -----	16.9	17.4
7999 pt.	Concession operators of amusement devices and rides -----	23.8	1.3	8743	Public relations services -----	(D)	(D)
7999 pt., 84	Carnivals, circuses, and fairs -----	9.4	24.3	8744	Facilities support management services -----	(D)	(D)
	Other recreation and amusements, including museums -----	37.3	17.5	8748	Business consulting services, n.e.c. -----	38.6	21.2
				89	Services, n.e.c. -----	21.3	6.6

¹Includes receipts information obtained from administrative records of other Federal agencies.

²Includes receipts information which was imputed based on historic company ratios or administrative records or on industry averages.

Table E-1. Firms Subject to Federal Income Tax – Con.

[Includes only establishments with payroll. For meaning of abbreviations and symbols, and for more information on reliability of data, see introductory text. For explanation of terms and comparability of 1987 and 1992 censuses, see appendix A]

SIC code	Kind of business or operation	Percent of receipts –		SIC code	Kind of business or operation	Percent of receipts –	
		From administrative records ¹	Estimated ²			From administrative records ¹	Estimated ²
76	Miscellaneous repair services -----	23.1	8.3	80	Health services -----	23.0	5.1
762	Electrical repair shops -----	18.5	6.3	801	Offices and clinics of doctors of medicine -----	26.3	5.2
7622	Radio and television repair shops -----	34.4	16.3	8011 pt.	Offices of doctors of medicine -----	27.3	4.9
7623, 9	Other electrical and electronic repair shops -----	16.0	4.8	8011 pt.	General medical clinics -----	5.1	12.0
7623	Refrigeration and air-conditioning service and repair shops -----	18.1	2.7	802	Offices and clinics of dentists -----	38.8	4.7
7629	Electrical and electronic repair shops, n.e.c. ---	15.5	5.4	803	Offices and clinics of doctors of osteopathy -----	32.2	4.1
763	Watch, clock, and jewelry repair -----	41.2	10.7	804	Offices and clinics of other health practitioners ----	36.9	6.3
764	Reupholstery and furniture repair -----	38.7	7.1	8041	Offices and clinics of chiropractors -----	38.0	4.3
				8042	Offices and clinics of optometrists -----	38.1	4.5
769	Miscellaneous repair and related services -----	24.5	9.3	8043	Offices and clinics of podiatrists -----	40.0	7.8
7692	Welding repair -----	41.7	7.4	8049	Offices and clinics of health practitioners, n.e.c. --	33.4	9.2
7694	Armature rewinding shops -----	12.2	22.5	805	Nursing and personal care facilities -----	3.6	4.0
7699	Repair shops and related services, n.e.c. -----	25.9	6.3	8051	Skilled nursing care facilities -----	3.6	3.0
				8052	Intermediate care facilities -----	2.3	4.4
				8059	Nursing and personal care facilities, n.e.c. -----	14.0	34.2
				806	Hospitals -----	10.1	10.3
78, 79, 84	Amusement and recreation services, including motion pictures and museums -----	15.9	8.8	8062	General medical and surgical hospitals -----	(D)	(D)
				8063, 9	Specialty hospitals -----	(D)	(D)
781, 2	Motion picture production, distribution, and services -	.9	10.5	807, 8, 9	Other health services -----	12.8	5.7
				807	Medical and dental laboratories -----	12.0	2.4
783	Motion picture theaters -----	1.0	5.6	8071	Medical laboratories -----	9.0	2.4
7832	Motion picture theaters, except drive-in -----	.9	4.9	8072	Dental laboratories -----	34.2	2.1
7833	Drive-in motion picture theaters -----	2.7	25.2	808	Home health care services -----	8.7	9.3
				809	Miscellaneous health and allied services, n.e.c. ---	20.3	7.9
				8092	Kidney dialysis centers -----	2.2	1.0
				8093	Specialty outpatient facilities, n.e.c. -----	21.4	3.5
				8099	Health and allied services, n.e.c. -----	28.5	24.1
				81	Legal services -----	32.9	3.3
784	Video tape rental -----	19.2	10.9	823, 4, 9	Selected educational services -----	29.6	14.5
				823	Libraries -----	71.5	28.5
792	Theatrical producers (except motion picture), bands, orchestras, and entertainers -----	9.6	7.1	824	Vocational schools -----	12.5	17.0
7922	Theatrical producers (except motion picture) and miscellaneous theatrical services -----	15.2	18.0	829	Schools and educational services, n.e.c. -----	53.3	10.9
7929	Bands, orchestras, actors, and other entertainers and entertainment groups -----	7.3	2.7	83	Social services -----	28.8	14.2
				835	Child day care services -----	22.4	10.6
793	Bowling centers -----	29.3	11.2	832, 3, 6, 9	Other social services -----	35.6	18.2
				87 ex. 8733	Engineering, accounting, research, management, and related services (except noncommercial research organizations) -----	16.1	11.4
79 ex. 792, 3; 84	Commercial sports and other amusement and recreation services, including museums -----	20.5	8.2	871	Engineering, architectural, and surveying services --	17.0	8.2
794	Commercial sports -----	11.3	2.6	8711	Engineering services -----	14.5	9.0
7941	Professional sports clubs, managers, promoters -----	2.2	2.6	8712	Architectural services -----	28.2	4.3
7948	Racing, including track operation -----	21.3	2.6	8713	Surveying services -----	29.0	5.0
79 ex. 792, 3, 4; 84	Other amusement and recreation services, including museums -----	23.0	9.8	872	Accounting, auditing, and bookkeeping services ----	23.9	5.4
791	Dance studios, schools, and halls -----	34.2	7.5	873 ex. 8733	Research, development, and testing services (except noncommercial research organizations) ---	3.5	6.7
7991	Physical fitness facilities -----	17.3	12.6	8731	Commercial physical and biological research -----	1.1	6.2
7992	Public golf courses -----	39.8	10.4	8732	Commercial economic, sociological, and educational research -----	9.6	12.0
7993	Coin-operated amusement devices -----	18.8	9.0	8734	Testing laboratories -----	3.1	2.2
7996	Amusement parks -----	.4	3.5	874	Management and public relations services -----	17.0	22.2
7997	Membership sports and recreation clubs -----	36.8	10.2	8741	Management services -----	11.8	28.0
7999, 84	Amusement and recreation services, including museums, n.e.c. -----	35.1	16.4	8742	Management consulting services -----	16.9	17.4
7999 pt.	Concession operators of amusement devices and rides -----	23.8	1.3	8743	Public relations services -----	(D)	(D)
7999 pt., 84	Carnivals, circuses, and fairs -----	9.4	24.3	8744	Facilities support management services -----	(D)	(D)
	Other recreation and amusements, including museums -----	37.3	17.5	8748	Business consulting services, n.e.c. -----	38.6	21.2
				89	Services, n.e.c. -----	21.3	6.6

¹Includes receipts information obtained from administrative records of other Federal agencies.

²Includes receipts information which was imputed based on historic company ratios or administrative records or on industry averages.

Table E-2. Firms Exempt From Federal Income Tax

[Includes only establishments with payroll. For meaning of abbreviations and symbols, and for more information on reliability of data, see introductory text. For explanation of terms and comparability of 1987 and 1992 censuses, see appendix A]

SIC code	Kind of business or operation	Percent of revenue —		SIC code	Kind of business or operation	Percent of revenue —	
		From administrative records ¹	Estimated ²			From administrative records ¹	Estimated ²
	Total	4.8	3.5	823, 4, 9	Selected educational services	30.4	18.9
7032, 704	Camps and membership lodging	36.8	22.9	83	Social services	17.5	13.9
792, 7991 pt., 7997, 7999 pt., 84	Selected amusement, recreation, and related services	9.9	5.8	835	Child day care services	11.1	22.1
8011 pt.; 8021 pt.; 805, 6, 8, 9	Selected health services6	1.1	832, 3, 6, 9	Other social services	17.8	13.5
8011 pt., 8021 pt. 805	Clinics of doctors of medicine and dentists	2.2	6.5	832	Individual and family social services	18.0	16.2
806	Hospitals3	—	833	Job training and vocational rehabilitation services	15.1	9.3
8062	General medical and surgical hospitals3	—	836	Residential care	14.5	12.5
8063, 9	Specialty hospitals	—	—	839	Social services, n.e.c.	20.6	12.8
808, 9	Other health services	6.1	13.4	861, 2, 4, 9	Selected membership organizations	31.9	14.5
8111 pt.	Legal aid societies and similar legal services4	5.0	861	Business associations	29.1	4.6
				864	Civic, social, and fraternal associations	40.3	20.1
				862, 9	Other membership organizations	21.8	13.0
				873, 4 ex. 8744	Research, testing, and consulting services, except facilities support management services	6.8	4.5
				873	Research, development, and testing services	5.9	6.9
				874 ex. 8744	Management and public relations services, except facilities support management services	8.1	1.1

¹Includes revenue information obtained from administrative records of other Federal agencies.

²Includes revenue information which was imputed based on historic company ratios or administrative records or on industry averages.

Appendix F. Geographic Notes

OHIO

Alliance is in Mahoning and Stark Counties.

Bellevue is in Huron and Sandusky Counties.

Blanchester is in Clinton and Warren Counties.

Bluffton is in Allen and Hancock Counties.

Canal Winchester is in Fairfield and Franklin Counties.

Carlisle is in Montgomery and Warren Counties.

Columbiana is in Columbiana and Mahoning Counties.

Columbus is in Delaware, Fairfield, and Franklin Counties; it annexed into Delaware County in December 1990.

Crestline is in Crawford and Richland Counties.

Delphos is in Allen and Van Wert Counties.

Dublin is in Delaware, Franklin, and Union Counties.

Fairfield is in Butler and Hamilton Counties.

Fostoria is in Hancock, Seneca, and Wood Counties.

Green was incorporated in January 1991.

Huber Heights is in Miami and Montgomery Counties; it annexed into Miami County in March 1989.

Kettering is in Greene and Montgomery Counties.

Loudonville is in Ashland and Holmes Counties.

Loveland is in Clermont, Hamilton, and Warren Counties.

Middletown is in Butler and Warren Counties.

Milford is in Clermont and Hamilton Counties.

Minerva is in Carroll, Columbiana, and Stark Counties.

Mogadore is in Portage and Summit Counties.

Monroe is in Butler and Warren Counties.

Norton is in Summit and Wayne Counties.

Pickerington is in Fairfield and Franklin Counties.

Reynoldsburg is in Fairfield, Franklin, and Licking Counties.

Rittman is in Medina and Wayne Counties.

Sharonville is in Butler and Hamilton Counties; it annexed into Butler County in March 1989.

Springboro is in Montgomery and Warren Counties; it annexed into Montgomery County in February 1987.

Swanton is in Fulton and Lucas Counties.

Tallmadge is in Portage and Summit Counties; it annexed into Portage County in December 1990.

Vermilion is in Erie and Lorain Counties.

Westerville is in Delaware and Franklin Counties.

Youngstown is in Mahoning and Trumbull Counties.

Appendix G.

Establishments in Business Any Time During Year and Establishments in Business at End of Year for the State: 1992 and 1987

Table G-1. Firms Subject to Federal Income Tax

[Includes only establishments with payroll. For meaning of abbreviations and symbols, see introductory text. For explanation of terms and comparability of 1987 and 1992 censuses, see appendix A]

SIC code	Kind of business or operation	Establishments in business —			
		Any time during year		At end of year	
		1992	1987	1992	1987
	Total	69 909	63 858	65 251	59 861
70 ex. 704	Hotels, rooming houses, camps, and other lodging places (except membership lodging)	1 207	1 273	1 092	1 206
	Hotels and motels	1 003	1 035	907	979
7011	Hotels	381	409	353	385
7011 pt.	Hotels, 25 guestrooms or more	325	338	306	318
7011 pt.	Hotels, less than 25 guestrooms	56	71	47	67
7011 pt.	Motels, motor hotels, and tourist courts	622	626	554	594
7011 pt.	Motels, tourist courts	526	554	470	527
7011 pt.	Motor hotels	96	72	84	67
702, 3	Other lodging places	204	238	185	227
702	Rooming and boarding houses	35	50	28	44
703	Camps and recreational vehicle parks	169	188	157	183
72	Personal services	8 963	8 460	8 294	7 851
721	Laundry, cleaning, and garment services	2 156	2 060	2 010	1 919
7211	Power laundries, family and commercial*	61	76	57	72
7213	Linen supply*	40	28	39	26
7215	Coin-operated laundries and drycleaning	515	559	475	514
7216	Drycleaning plants, except rug cleaning*	897	833	852	790
7217	Carpet and upholstery cleaning	339	285	309	261
7218	Industrial launderers*	79	84	76	81
7212, 9	Other laundry, cleaning, and garment services*	225	195	202	175
722	Photographic studios, portrait	603	470	575	437
723, 4	Beauty and barber shops	3 969	3 965	3 678	3 673
723	Beauty shops	3 785	3 740	3 507	3 468
724	Barber shops	184	225	171	205
725	Shoe repair shops and shoeshine parlors	103	106	83	99
726	Funeral service and crematories	910	918	890	890
729	Miscellaneous personal services	1 222	941	1 058	833
7291	Tax return preparation services	275	281	231	246
7299	Miscellaneous personal services, n.e.c.	947	660	827	587
73	Business services	10 915	9 030	10 055	8 406
731	Advertising	705	638	670	602
7311	Advertising agencies	541	453	513	430
7312	Outdoor advertising services	52	57	51	55
7313	Radio, television, publishers' advertising representatives	50	54	45	49
7319	Advertising, n.e.c.	62	74	61	68
732	Consumer credit reporting agencies, mercantile reporting agencies, and adjustment and collection agencies	293	289	277	275
7322	Adjustment and collection services	241	221	225	209
7323	Credit reporting services	52	68	52	66
733	Mailing, reproduction, commercial art and photography, and stenographic services	1 109	1 005	1 022	948
7331	Direct mail advertising services	109	134	94	120
7334	Photocopying and duplicating services	145	160	135	152
7335, 6	Commercial photography, art, and graphics	635	511	596	488
7335	Commercial photography	153	143	140	135
7336	Commercial art and graphic design	482	368	456	353
7338	Secretarial and court reporting services	220	200	197	188
734	Services to dwellings and other buildings	2 209	1 848	2 002	1 666
7342	Disinfecting and pest control services	232	241	215	226
7349	Building cleaning and maintenance services, n.e.c.	1 977	1 607	1 787	1 440
735	Miscellaneous equipment rental and leasing	932	832	880	796
7352	Medical equipment rental and leasing	113	72	106	70
7353	Heavy construction equipment rental and leasing	87	119	83	115
7359	Equipment rental and leasing, n.e.c.	732	641	691	611
736	Personnel supply services	1 314	965	1 181	901
7361	Employment agencies	415	427	367	400
7363	Help supply services	899	538	814	501

See footnotes at end of table.

Table G-1. Firms Subject to Federal Income Tax – Con.

[Includes only establishments with payroll. For meaning of abbreviations and symbols, see introductory text. For explanation of terms and comparability of 1987 and 1992 censuses, see appendix A]

SIC code	Kind of business or operation	Establishments in business –			
		Any time during year		At end of year	
		1992	1987	1992	1987
73	Business services – Con.				
737	Computer programming, data processing, and other computer related services -----	1 930	1 269	1 799	1 198
7371, 2, 3	Computer programming, prepackaged software, and integrated systems -----	1 114	685	1 046	646
7371	Computer programming services -----	701	461	654	439
7372	Prepackaged software -----	217	102	206	91
7373	Computer integrated systems -----	196	122	186	116
7374, 5, 6	Data processing services -----	397	319	376	301
7374, 5	Computer processing, information retrieval -----	355	290	336	273
7376	Computer facilities management services -----	42	29	40	28
7377, 8, 9	Computer rental and leasing, maintenance, and related services, n.e.c. -----	419	265	377	251
7377	Computer rental and leasing -----	26	28	25	26
7378	Computer maintenance and repair -----	181	122	152	120
7379	Computer related services, n.e.c. -----	212	115	200	105
738	Miscellaneous business services -----	2 423	2 184	2 224	2 020
7381, 2	Detective agencies and protective services -----	519	497	485	458
7381	Detective, guard, and armored car services -----	407	393	377	362
7382	Security systems services -----	112	104	108	96
7383	News syndicates -----	10	19	10	16
7384	Photofinishing laboratories* -----	214	208	201	191
7389	Business services, n.e.c. -----	1 680	1 460	1 528	1 355
7389 pt.	Sign painting shops -----	79	88	69	83
7389 pt.	Interior designing -----	207	147	192	143
7389 pt.	Telephone answering services -----	100	125	90	110
7389 pt.	Other business services -----	1 294	1 100	1 177	1 019
75	Automotive repair, services, and parking -----	7 132	6 538	6 597	6 052
751	Automotive rental and leasing, without drivers -----	485	563	452	521
7513	Truck rental and leasing, without drivers -----	226	253	209	230
7514, 5	Passenger car rental and leasing -----	251	291	235	274
7519	Utility trailer and recreational vehicle rental -----	8	19	8	17
752	Automobile parking -----	527	513	481	488
753	Automotive repair shops -----	5 004	4 643	4 631	4 303
7532	Top, body, and upholstery repair shops and paint shops -----	1 442	1 450	1 342	1 345
7532 pt.	Top and body repair shops -----	1 326	1 349	1 237	1 250
7532 pt.	Paint shops -----	116	101	105	95
7538	General automotive repair shops -----	2 366	2 031	2 180	1 860
7538 pt.	General automotive repair shops, except diesel -----	2 116	1 848	1 950	1 690
7538 pt.	Diesel repair shops -----	250	183	230	170
7533, 4, 6, 7, 9	Other automotive repair shops -----	1 196	1 162	1 109	1 098
7533	Automotive exhaust system repair shops -----	363	316	344	301
7534	Tire retreading and repair shops -----	80	83	74	77
7536	Automotive glass replacement shops -----	168	130	155	120
7537	Automotive transmission repair shops -----	222	255	200	236
7539	Automotive repair shops, n.e.c. -----	363	378	336	364
7539 pt.	Radiator repair -----	124	132	107	126
7539 pt.	Brake, front end, and wheel alignment -----	125	125	123	120
7539 pt.	Automotive electrical and fuel system services -----	78	77	76	76
7539 pt.	Other automotive repair shops, n.e.c. -----	36	44	30	42
754	Automotive services, except repair -----	1 116	819	1 033	740
7542	Carwashes -----	607	479	555	426
7549	Automotive services, except repair and carwashes -----	509	340	478	314
76	Miscellaneous repair services -----	2 872	2 711	2 650	2 532
762	Electrical repair shops -----	757	720	707	679
7622	Radio and television repair shops -----	206	245	192	229
7623, 9	Other electrical and electronic repair shops -----	551	475	515	450
7623	Refrigeration and air-conditioning service and repair shops -----	115	117	108	110
7629	Electrical and electronic repair shops, n.e.c. -----	436	358	407	340
763	Watch, clock, and jewelry repair -----	83	89	72	81
764	Reupholstery and furniture repair -----	269	293	246	268
769	Miscellaneous repair and related services -----	1 763	1 609	1 625	1 504
7692	Welding repair -----	202	229	186	208
7694	Armature rewinding shops -----	122	154	116	138
7699	Repair shops and related services, n.e.c. -----	1 439	1 226	1 323	1 158
78, 79, 84	Amusement and recreation services, including motion pictures and museums -----	4 417	4 103	4 032	3 836
781, 2	Motion picture production, distribution, and services -----	205	191	194	172
783	Motion picture theaters -----	283	353	261	317
7832	Motion picture theaters, except drive-in -----	239	270	218	240
7833	Drive-in motion picture theaters -----	44	83	43	77
784	Video tape rental -----	943	677	809	642
792	Theatrical producers (except motion picture), bands, orchestras, and entertainers -----	145	118	134	114
7922	Theatrical producers (except motion picture) and miscellaneous theatrical services -----	70	48	65	47
7929	Bands, orchestras, actors, and other entertainers and entertainment groups -----	75	70	69	67
793	Bowling centers -----	417	460	379	441

See footnotes at end of table.

G-2 APPENDIX G

SERVICE INDUSTRIES—GEOGRAPHIC AREA SERIES

Table G-1. Firms Subject to Federal Income Tax – Con.

[Includes only establishments with payroll. For meaning of abbreviations and symbols, see introductory text. For explanation of terms and comparability of 1987 and 1992 censuses, see appendix A]

SIC code	Kind of business or operation	Establishments in business –			
		Any time during year		At end of year	
		1992	1987	1992	1987
78, 79, 84	Amusement and recreation services, including motion pictures and museums—Con.				
79 ex. 792, 3, 84	Commercial sports and other amusement and recreation services, including museums	2 424	2 304	2 255	2 150
794	Commercial sports	179	158	160	151
7941	Professional sports clubs, managers, promoters	54	39	47	37
7948	Racing, including track operation	125	119	113	114
79 ex. 792, 3, 4, 84	Other amusement and recreation services, including museums	2 245	2 146	2 095	1 999
791	Dance studios, schools, and halls	195	153	187	146
7991	Physical fitness facilities	362	416	327	372
7992	Public golf courses	312	268	302	264
7993	Coin-operated amusement devices	202	165	185	152
7996	Amusement parks	24	34	22	31
7997	Membership sports and recreation clubs	333	328	312	307
7999, 84	Amusement and recreation services, including museums, n.e.c.	817	782	760	727
80	Health services	18 564	17 607	17 718	16 796
801	Offices and clinics of doctors of medicine	8 004	8 114	7 645	7 719
8011 pt.	Offices of doctors of medicine	7 810	7 963	7 463	7 585
8011 pt.	General medical clinics	194	151	182	134
802	Offices and clinics of dentists	4 497	4 447	4 354	4 297
803	Offices and clinics of doctors of osteopathy	821	701	777	669
804	Offices and clinics of other health practitioners	3 057	2 355	2 925	2 259
8041	Offices and clinics of chiropractors	871	634	834	608
8042	Offices and clinics of optometrists	836	821	801	800
8043	Offices and clinics of podiatrists	490	429	473	409
8049	Offices and clinics of health practitioners, n.e.c.	860	471	817	442
805	Nursing and personal care facilities	934	906	885	832
8051	Skilled nursing care facilities	617	556	583	525
8052	Intermediate care facilities	265	265	254	230
8059	Nursing and personal care facilities, n.e.c.	52	85	48	77
806	Hospitals	13	9	13	9
807, 8, 9	Other health services	1 238	1 075	1 119	1 011
807	Medical and dental laboratories	588	599	524	574
8071	Medical laboratories	324	296	272	284
8072	Dental laboratories	264	303	252	290
808	Home health care services	313	174	281	154
809	Miscellaneous health and allied services, n.e.c.	337	302	314	283
8092	Kidney dialysis centers	15	9	14	9
8093	Specialty outpatient facilities, n.e.c.	209	165	194	157
8099	Health and allied services, n.e.c.	113	128	106	117
81	Legal services	5 211	4 959	4 903	4 632
823, 4, 9	Selected educational services	542	453	482	408
823	Libraries	4	5	4	4
824	Vocational schools	171	161	143	142
829	Schools and educational services, n.e.c.	367	287	335	262
83	Social services	1 674	1 230	1 542	1 142
835	Child day care services	1 006	801	923	748
832, 3, 6, 9	Other social services	668	429	619	394
87 ex. 8733	Engineering, accounting, research, management, and related services (except noncommercial research organizations)	8 014	6 850	7 522	6 451
871	Engineering, architectural, and surveying services	2 389	2 017	2 254	1 918
8711	Engineering services	1 534	1 222	1 437	1 154
8712	Architectural services	591	539	565	520
8713	Surveying services	264	256	252	244
872	Accounting, auditing, and bookkeeping services	2 767	2 407	2 609	2 250
873 ex. 8733	Research, development, and testing services (except noncommercial research organizations)	492	466	469	429
8731	Commercial physical and biological research	127	139	112	132
8732	Commercial economic, sociological, and educational research	164	197	158	175
8734	Testing laboratories	201	130	199	122
874	Management and public relations services	2 366	1 960	2 190	1 854
8741	Management services	707	591	661	567
8742	Management consulting services	1 140	897	1 059	847
8743	Public relations services	149	155	131	144
8744	Facilities support management services	4	12	4	9
8748	Business consulting services, n.e.c.	366	305	335	287
89	Services, n.e.c.	398	644	364	549

Table G-2. Firms Exempt From Federal Income Tax

[Includes only establishments with payroll. For meaning of abbreviations and symbols, see introductory text. For explanation of terms and comparability of 1987 and 1992 censuses, see appendix A]

SIC code	Kind of business or operation	Establishments in business —			
		Any time during year		At end of year	
		1992	1987	1992	1987
	Total	9 283	8 222	8 905	7 904
7032, 704	Camps and membership lodging	191	226	178	212
792, 7991 pt., 7997, 7999 pt., 84	Selected amusement, recreation, and related services	677	592	656	571
792	Theatrical producers (except motion picture), bands, orchestras, and entertainers	107	73	103	70
7991 pt., 7997	Gymnasiums, athletic clubs, and membership sports and recreation clubs	366	331	355	317
7999 pt. 84	Fairs	53	49	50	48
	Museums, art galleries, and botanical and zoological gardens	151	139	148	136
8011 pt.; 8021 pt.; 805, 6, 8, 9	Selected health services	1 231	989	1 196	964
8011 pt., 8021 pt.	Clinics of doctors of medicine and dentists	150	135	147	131
805	Nursing and personal care facilities	384	284	372	278
806	Hospitals	230	234	230	233
808, 9	Other health services	467	336	447	322
808	Home health care services	93	77	89	70
809	Miscellaneous health and allied services, n.e.c.	374	259	358	252
8111 pt.	Legal aid societies and similar legal services	76	55	75	55
823, 4, 9	Selected educational services	184	165	172	158
83	Social services	3 439	2 826	3 293	2 740
835	Child day care services	569	513	528	487
832, 3, 6, 9	Other social services	2 870	2 313	2 765	2 253
861, 2, 4, 9	Selected membership organizations	3 330	3 243	3 187	3 078
861	Business associations	480	433	470	427
864	Civic, social, and fraternal associations	2 162	2 096	2 050	1 966
862, 9	Other membership organizations	688	714	667	685
873, 4 ex. 8744	Research, testing, and consulting services, except facilities support management services	155	126	148	126
873	Research, development, and testing services	102	107	98	107
8731	Commercial physical and biological research	6	11	6	11
8732	Commercial economic, sociological, and educational research	11	9	11	9
8733	Noncommercial research organizations	76	78	72	78
8734	Testing laboratories	9	9	9	9
874 ex. 8744	Management and public relations services, except facilities support management services	53	19	50	19

Publication Program

1992 CENSUS OF SERVICE INDUSTRIES

Publications of the 1992 Census of Service Industries containing data on service industries establishments in the United States are described below. Publication order forms for specific reports may be obtained from any Department of Commerce district office or from Data User Services Division, Customer Services, Bureau of the Census, Washington, DC 20233-8300. The first results were issued in press releases. Final detailed statistics are issued in separate paperbound reports and compact disc-read only memory (CD-ROM).

Final Reports

Geographic area series—52 reports (SC92-A-1 to -52)

A separate paperbound report containing data for establishments with payroll is published for each State, the District of Columbia, and the United States. For establishments of firms subject to Federal income tax, each State report presents general statistics on number of establishments, receipts, payroll, and employment, by varied service classifications, for the State, metropolitan areas (MA's), counties, and places with 350 service establishments or more, by kind of business. Greater kind-of-business detail is shown for larger areas. In addition, for places with 2,500 inhabitants or more and for all counties, statistics are provided on number of establishments and receipts for 10 major kind-of-business groups. For establishments of firms exempt from Federal income tax, each State report presents statistics on number of establishments, revenue, payroll, and employment by varied service classifications, for the State and MA's. Greater kind-of-business detail is shown for larger areas.

The United States Summary report presents data for the United States as a whole for establishments with payroll of firms subject to Federal income tax, as well as those exempt from Federal income tax, for detailed kind-of-business classifications. Statistics on number of establishments and receipts/revenue are also shown for States and MA's by kind of business.

For each State, the District of Columbia, and the United States, 1992 data are provided on receipts/revenue and employees per establishment and on receipts/revenue and payroll per employee. Comparative statistics showing percent changes in receipts/expenses and payroll between 1987 and 1992 also are shown.

Nonemployer statistics series—1 report (SC92-N-1)

This report includes data by kind of business for all establishments, establishments with payroll, and establishments without payroll for the United States and States. Also presented are statistics for establishments without payroll including number of establishments and receipts/revenue by varied service classifications for MA's.

Similar data for counties and places with 2,500 inhabitants or more are available on electronic media only.

Subject series—5 reports (SC92-S-1 to -5)

The *Establishment and Firm Size* report (SC92-S-1) presents data for establishments with payroll, based on size of establishment, size of company or firm, and legal form of organization. Establishment statistics are presented by receipts/revenue size and by employment size; statistics for firms, by receipts/revenue size (including concentration by largest firms), by employment size, and by number of establishments operated (single units and multiunits). Statistics are presented by kind of business on the number of establishments, receipts/revenue, payroll, and employment for the United States.

The *Capital Expenditures, Depreciable Assets, and Operating Expenses* report (SC92-S-2) presents data for firms with payroll for the United States by major kind of business. Operating expenses include annual payroll, supplemental labor costs, purchased services, etc. Receipts data also are provided.

Three other reports (*Hotels, Motels, and Other Lodging Places* (SC92-S-3), *Sources of Receipts or Revenue* (SC92-S-4), and *Miscellaneous Subjects* (SC92-S-5)) present data for the United States as a whole and, where feasible, for States and MA's.

Electronic Media

All data included in the printed reports are available on CD-ROM. The CD-ROM's provide the same information found in the final reports as well as additional information not published in the final reports, such as ZIP Code statistics available from series SC92-Z, and nonemployer data for counties and places from series SC92-N. Electronic media products are available for users who wish to summarize, rearrange, or process large amounts of data. These products, with corresponding technical documentation, are sold by Data User Services Division, Customer Services, Bureau of the Census, Washington, DC 20233-8300.

OTHER ECONOMIC CENSUS REPORTS

Data on retail trade, wholesale trade, financial, insurance, real estate, construction industries, manufactures, mineral industries, transportation, communications, utilities, enterprise statistics, minority-owned business enterprises, and women-owned businesses also are available from the 1992 Economic Census. A separate series of reports covers the census of outlying areas—Puerto Rico, Virgin Islands of the United States, Guam, and the Northern Marianas. Separate announcements describing these reports are available free of charge from Data User Services Division, Customer Services, Bureau of the Census, Washington, DC 20233-8300.